

JAPANESE YEN - CHICAGO MERCANTILE EXCHANGE

Code-097741

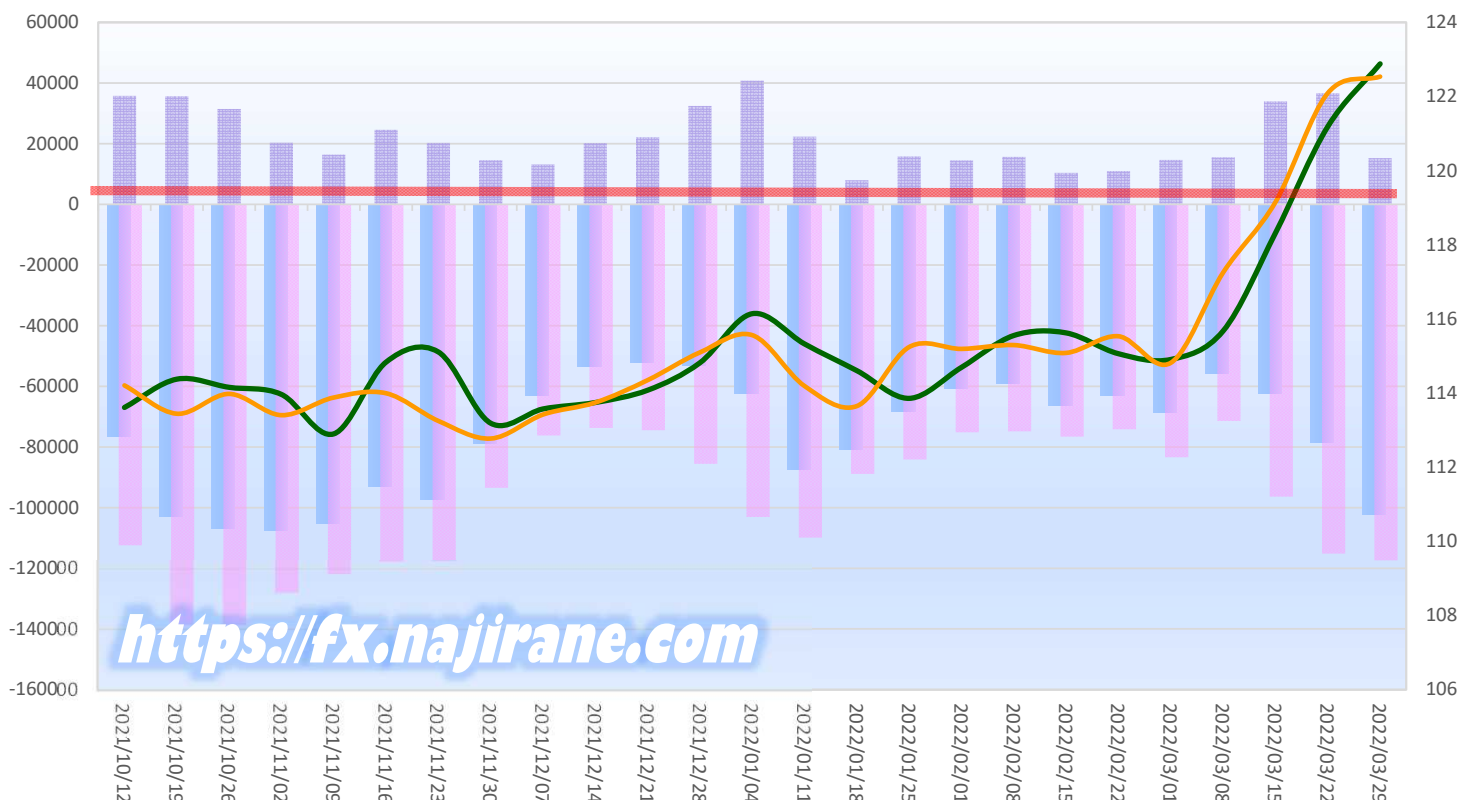
2021/10/05 ~ 2022/03/29

2022/04/01 NYクローズ時公表値

Report_Date	Non Commercial Positions												参考引け値	
	Long	増減	増減(%)	Short	増減	増減(%)	売り越し	増減	増減(%)	売買計	増減	増減(%)	3/29(火)	4/1(金)
2022/03/29	15274	-21402	-58.4%	117405	2247	2.0%	102131	23649	30.1%	132679	-19155	-12.6%	122.88	122.54
2022/03/22	36676	2660	7.8%	115158	18802	19.5%	78482	16142	25.9%	151834	21462	16.5%	121.19	122.09
2022/03/15	34016	18468	118.8%	96356	24952	34.9%	62340	6484	11.6%	130372	43420	49.9%	118.32	119.15
2022/03/08	15548	883	6.0%	71404	-11993	-14.4%	55856	-12876	-18.7%	86952	-11110	-11.3%	115.67	117.25
2022/03/01	14665	3689	33.6%	83397	9234	12.5%	68732	5545	8.8%	98062	12923	15.2%	114.91	114.81
2022/02/22	10976	551	5.3%	74163	-2424	-3.2%	63187	-2975	-4.5%	85139	-1873	-2.2%	115.06	115.53
2022/02/15	10425	-5267	-33.6%	76587	1747	2.3%	66162	7014	11.9%	87012	-3520	-3.9%	115.62	115.08
2022/02/08	15692	1182	8.1%	74840	-310	-0.4%	59148	-1492	-2.5%	90532	872	1.0%	115.55	115.29
2022/02/01	14510	-1356	-8.5%	75150	-8989	-10.7%	60640	-7633	-11.2%	89660	-10345	-10.3%	114.70	115.19
2022/01/25	15866	7864	98.3%	84139	-4742	-5.3%	68273	-12606	-15.6%	100005	3122	3.2%	113.86	115.25
2022/01/18	8002	-14362	-64.2%	88881	-21008	-19.1%	80879	-6646	-7.6%	96883	-35370	-26.7%	114.61	113.65
2022/01/11	22364	-18452	-45.2%	109889	6811	6.6%	87525	25263	40.6%	132253	-11641	-8.1%	115.32	114.19
2022/01/04	40816	8341	25.7%	103078	17501	20.5%	62262	9160	17.2%	143894	25842	21.9%	116.14	115.56
2021/12/28	32475	10284	46.3%	85577	11100	14.9%	53102	816	1.6%	118052	21384	22.1%	114.81	115.10
2021/12/21	22191	1960	9.7%	74477	723	1.0%	52286	-1237	-2.3%	96668	2683	2.9%	114.08	114.35
2021/12/14	20231	7083	53.9%	73754	-2475	-3.2%	53523	-9558	-15.2%	93985	4608	5.2%	113.75	113.75
2021/12/07	13148	-1437	-9.9%	76229	-17222	-18.4%	63081	-15785	-20.0%	89377	-18659	-17.3%	113.57	113.42
2021/11/30	14585	-5700	-28.1%	93451	-24087	-20.5%	78866	-18387	-18.9%	108036	-29787	-21.6%	113.19	112.77
2021/11/23	20285	-4350	-17.7%	117538	-223	-0.2%	97253	4127	4.4%	137823	-4573	-3.2%	115.11	113.25
2021/11/16	24635	8195	49.8%	117761	-4030	-3.3%	93126	-12225	-11.6%	142396	4165	3.0%	114.84	114.00
2021/11/09	16440	-3897	-19.2%	121791	-6170	-4.8%	105351	-2273	-2.1%	138231	-10067	-6.8%	112.90	113.88
2021/11/02	20337	-11150	-35.4%	127961	-10562	-7.6%	107624	588	0.5%	148298	-21712	-12.8%	113.97	113.40
2021/10/26	31487	-4226	-11.8%	138523	76	0.1%	107036	4302	4.2%	170010	-4150	-2.4%	114.15	113.98
2021/10/19	35713	-97	-0.3%	138447	26003	23.1%	102734	26100	34.1%	174160	25906	17.5%	114.38	113.44
2021/10/12	35810	4241	13.4%	112444	17181	18.0%	76634	12940	20.3%	148254	21422	16.9%	113.61	114.21
2021/10/05	31569			95263			63694			126832			111.48	112.21

JAPANESE YEN - CHICAGO MERCANTILE EXCHANGE
FUTURES ONLY POSITIONS

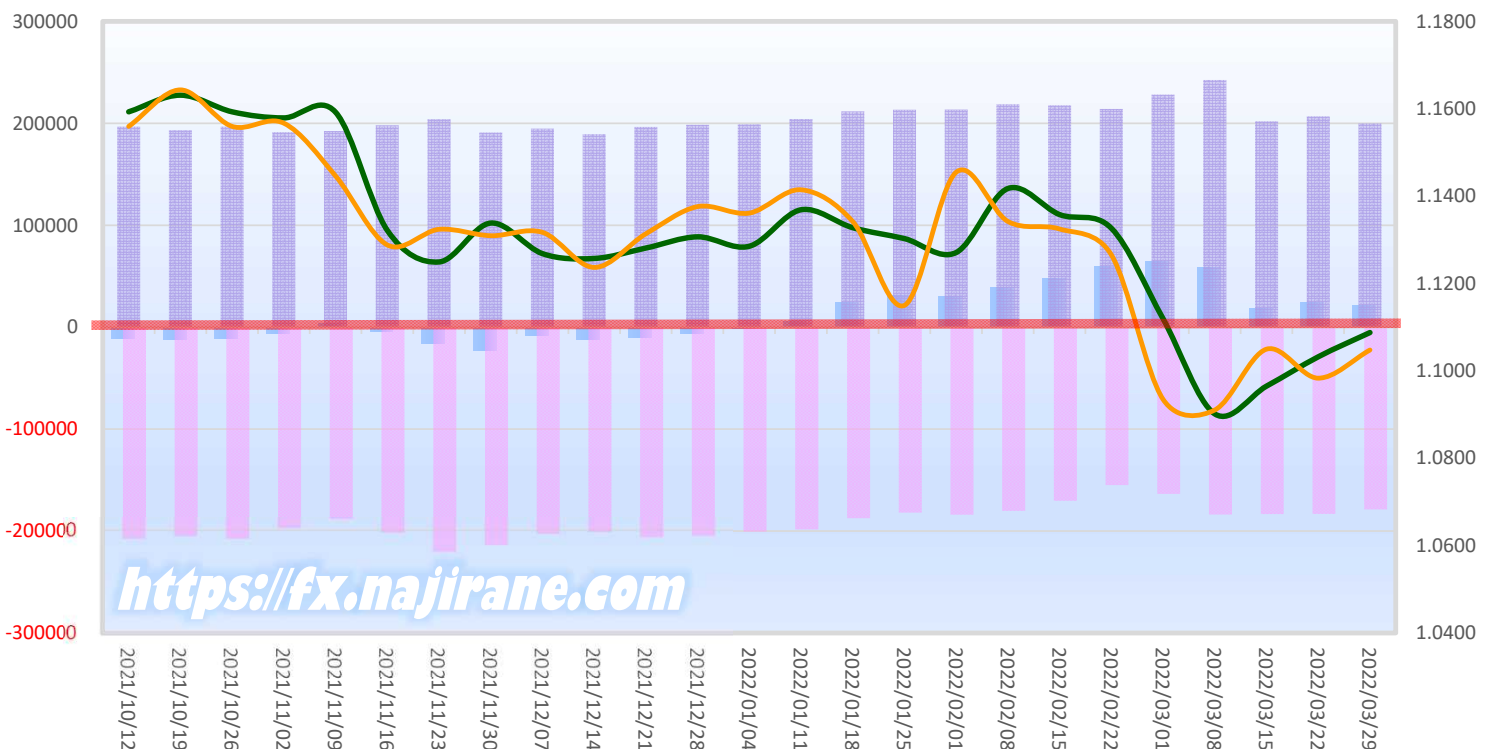
売越し Long Short 火曜終値 金曜終値



EURO FX - CHICAGO MERCANTILE EXCHANGE											Code-099741			
2021/10/05 ~ 2022/03/29											2022/04/01 NYクローズ時公表値			
Report_Date	Non Commercial Positions								参考引け値					
	Long	増減		Short	増減		売り越し	増減		売買計	増減		3/29(火)	4/1(金)
2022/03/29	200043	-7008	-3.4%	178669	-4539	-2.5%	-21374	-2469	-10.4%	378712	-11547	-3.0%	1.1088	1.1048
2022/03/22	207051	5011	2.5%	183208	-38	0.0%	-23843	5049	26.9%	390259	4973	1.3%	1.1032	1.0984
2022/03/15	202040	-40643	-16.7%	183246	-593	-0.3%	-18794	-40050	-68.1%	385286	-41236	-9.7%	1.0965	1.1050
2022/03/08	242683	14298	6.3%	183839	20393	12.5%	-58844	-6095	-9.4%	426522	34691	8.9%	1.0902	1.0910
2022/03/01	228385	14190	6.6%	163446	8557	5.5%	-64939	5633	9.5%	391831	22747	6.2%	1.1120	1.0935
2022/02/22	214195	-3704	-1.7%	154889	-15429	-9.1%	-59306	11725	24.6%	369084	-19133	-4.9%	1.1327	1.1266
2022/02/15	217899	-1074	-0.5%	170318	-9813	-5.4%	-47581	8739	22.5%	388217	-10887	-2.7%	1.1358	1.1325
2022/02/08	218973	5410	2.5%	180131	-3716	-2.0%	-38842	9126	30.7%	399104	1694	0.4%	1.1418	1.1342
2022/02/01	213563	155	0.1%	183847	1999	1.1%	-29716	-1844	-5.8%	397410	2154	0.5%	1.1271	1.1455
2022/01/25	213408	1507	0.7%	181848	-5469	-2.9%	-31560	6976	28.4%	395256	-3962	-1.0%	1.1303	1.1150
2022/01/18	211901	7540	3.7%	187317	-11039	-5.6%	-24584	18579	309.4%	399218	-3499	-0.9%	1.1328	1.1342
2022/01/11	204361	5288	2.7%	198356	-2271	-1.1%	-6005	-7559	-486.4%	402717	3017	0.8%	1.1369	1.1415
2022/01/04	199073	456	0.2%	200627	-4624	-2.3%	1554	-5080	-76.6%	399700	-4168	-1.0%	1.1285	1.1361
2021/12/28	198617	2022	1.0%	205251	-1506	-0.7%	6634	-3528	-34.7%	403868	516	0.1%	1.1307	1.1376
2021/12/21	196595	7065	3.7%	206757	5348	2.7%	10162	-1717	-14.5%	403352	12413	3.2%	1.1281	1.1314
2021/12/14	189530	-5339	-2.7%	201409	-1759	-0.9%	11879	3580	43.1%	390939	-7098	-1.8%	1.1257	1.1237
2021/12/07	194869	3821	2.0%	203168	-11120	-5.2%	8299	-14941	-64.3%	398037	-7299	-1.8%	1.1269	1.1317
2021/11/30	191048	-13166	-6.4%	214288	-6378	-2.9%	23240	6788	41.3%	405336	-19544	-4.6%	1.1339	1.1309
2021/11/23	204214	6033	3.0%	220666	18659	9.2%	16452	12626	330.0%	424880	24692	6.2%	1.1249	1.1324
2021/11/16	198181	5637	2.9%	202007	13236	7.0%	3826	-7599	-201.4%	400188	18873	4.9%	1.1322	1.1288
2021/11/09	192544	1048	0.5%	188771	-8863	-4.5%	-3773	-9911	-161.5%	381315	-7815	-2.0%	1.1592	1.1446
2021/11/02	191496	-5384	-2.7%	197634	-10502	-5.0%	6138	-5118	-45.5%	389130	-15886	-3.9%	1.1579	1.1567
2021/10/26	196880	3560	1.8%	208136	2709	1.3%	11256	-851	-7.0%	405016	6269	1.6%	1.1593	1.1560
2021/10/19	193320	-9192	-4.5%	205427	-15483	-7.0%	12107	-6291	-34.2%	398747	-24675	-5.8%	1.1631	1.1643
2021/10/12	202512	5693	2.9%	220910	1757	0.8%	18398	-3936	-17.6%	423422	7450	1.8%	1.1531	1.1603
2021/10/05	196819			219153			22334			415972			1.1597	1.1571

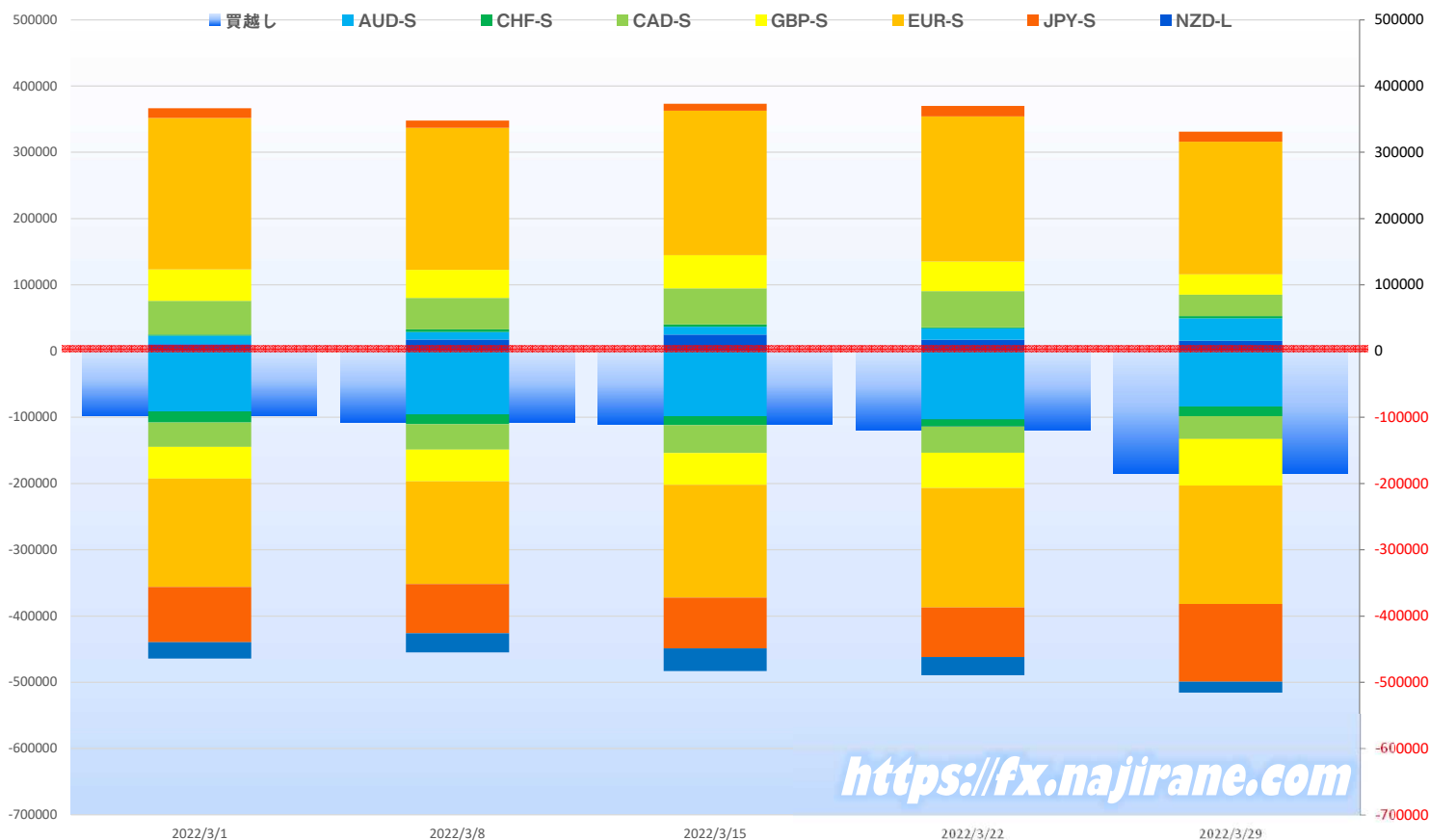
EURO FX - CHICAGO MERCANTILE EXCHANGE FUTURES ONLY POSITIONS

■ 売越し ■ Long ■ Short ■ 火曜終値 ■ 金曜終値



	2022/03/01			2022/03/08			2022/03/15			2022/03/22			2022/03/29		
	Long	Short	売り越し	Long	Short	売り越し	Long	Short	売り越し	Long	Short	売り越し	Long	Short	売り越し
JPY	14665	83397	68732	15548	71404	55856	34016	96356	62340	36676	115158	78482	15274	117405	102131
	前週比 枚数増減 (枚)			883	-11993	-12876	18468	24952	6484	2660	18802	16142	-21402	2247	23649
	前週比 枚数増減 (%)			6.0%	-14.4%	-18.7%	118.8%	34.9%	11.6%	7.8%	19.5%	25.9%	-58.4%	2.0%	30.1%
EUR	228385	163446	-64939	242683	183839	-58844	202040	183246	-18794	207051	183208	-23843	200043	178669	-21374
	前週比 枚数増減 (枚)			14298	20393	-6095	-40643	-593	-40050	5011	-38	5049	-7008	-4539	-2469
	前週比 枚数増減 (%)			6.3%	12.5%	-9.4%	-16.7%	-0.3%	-68.1%	2.5%	0.0%	26.9%	-3.4%	-2.5%	-10.4%
GBP	47679	48016	337	50982	63508	12526	32442	61503	29061	32753	69997	37244	30624	70694	40070
	前週比 枚数増減 (枚)			3303	15492	12189	-18540	-2005	16535	311	8494	8183	-2129	697	2826
	前週比 枚数増減 (%)			6.9%	32.3%	3616.9%	-36.4%	-3.2%	132.0%	1.0%	13.8%	28.2%	-6.5%	1.0%	7.6%
AUD	12720	91056	78336	19521	97716	78195	24281	69137	44856	23747	74936	51189	33960	83566	49606
	前週比 枚数増減 (枚)			6801	6660	-141	4760	-28579	-33339	-534	5799	6333	10213	8630	-1583
	前週比 枚数増減 (%)			53.5%	7.3%	-0.2%	24.4%	-29.2%	-42.6%	-2.2%	8.4%	14.1%	43.0%	11.5%	-3.1%
CAD	50881	36741	-14140	48492	40846	-7646	47406	29666	-17740	29314	34254	4940	32429	33964	1535
	前週比 枚数増減 (枚)			-2389	4105	-6494	-1086	-11180	10094	-18092	4588	22680	3115	-290	-3405
	前週比 枚数増減 (%)			-4.7%	11.2%	-45.9%	-2.2%	-27.4%	132.0%	-38.2%	15.5%	127.8%	10.6%	-0.8%	-68.9%
CHF	1651	16899	15248	4856	14566	9710	5808	11037	5229	6012	14436	8424	3292	14871	11579
	前週比 枚数増減 (枚)			3205	-2333	-5538	952	-3529	-4481	204	3399	3195	-2720	435	3155
	前週比 枚数増減 (%)			194.1%	-13.8%	-36.3%	19.6%	-24.2%	-46.1%	3.5%	30.8%	61.1%	-45.2%	3.0%	37.5%
NZD	10485	24657	14172	15775	28154	12379	21493	17840	-3653	17156	14636	-2520	15504	16371	867
	前週比 枚数増減 (枚)			5290	3497	-1793	5718	-10314	16032	-4337	-3204	-1133	-1652	1735	3387
	前週比 枚数増減 (%)			50.5%	14.2%	-12.7%	36.2%	-36.6%	129.5%	-20.2%	-18.0%	-31.0%	-9.6%	11.9%	134.4%
MXN	74971	32593	-42378	76020	23003	-53017	39164	49740	10576	58150	76201	18051	75081	83328	8247
	前週比 枚数増減 (枚)			1049	-9590	10639	-36856	26737	63593	18986	26461	7475	16931	7127	-9804
	前週比 枚数増減 (%)			1.4%	-29.4%	25.1%	-48.5%	116.2%	119.9%	48.5%	53.2%	70.7%	29.1%	9.4%	-54.3%
Total All 8	441437	496805	55368	473877	523036	49159	406650	518525	111875	410859	582826	171967	406207	598868	192661
	前週比 枚数増減 (枚)			32440	26231	-6209	-67227	-4511	62716	4209	64301	60092	-4652	16042	20694
	前週比 枚数増減 (%)			7.3%	5.3%	-11.2%	-14.2%	-0.9%	127.6%	1.0%	12.4%	53.7%	-1.1%	2.8%	12.0%
Total 7 (MXN除く)	366466	464212	97746	397857	500033	102176	367486	468785	101299	352709	506625	153916	331126	515540	184414
	前週比 枚数増減 (枚)			31391	35821	4430	-30371	-31248	-877	-14777	37840	52617	-21583	8915	30498
	前週比 枚数増減 (%)			8.6%	7.7%	4.5%	-7.6%	-6.2%	-0.9%	-4.0%	8.1%	51.9%	-6.1%	1.8%	19.8%

直近5週 CFTC IMM主要7通貨の売買構成

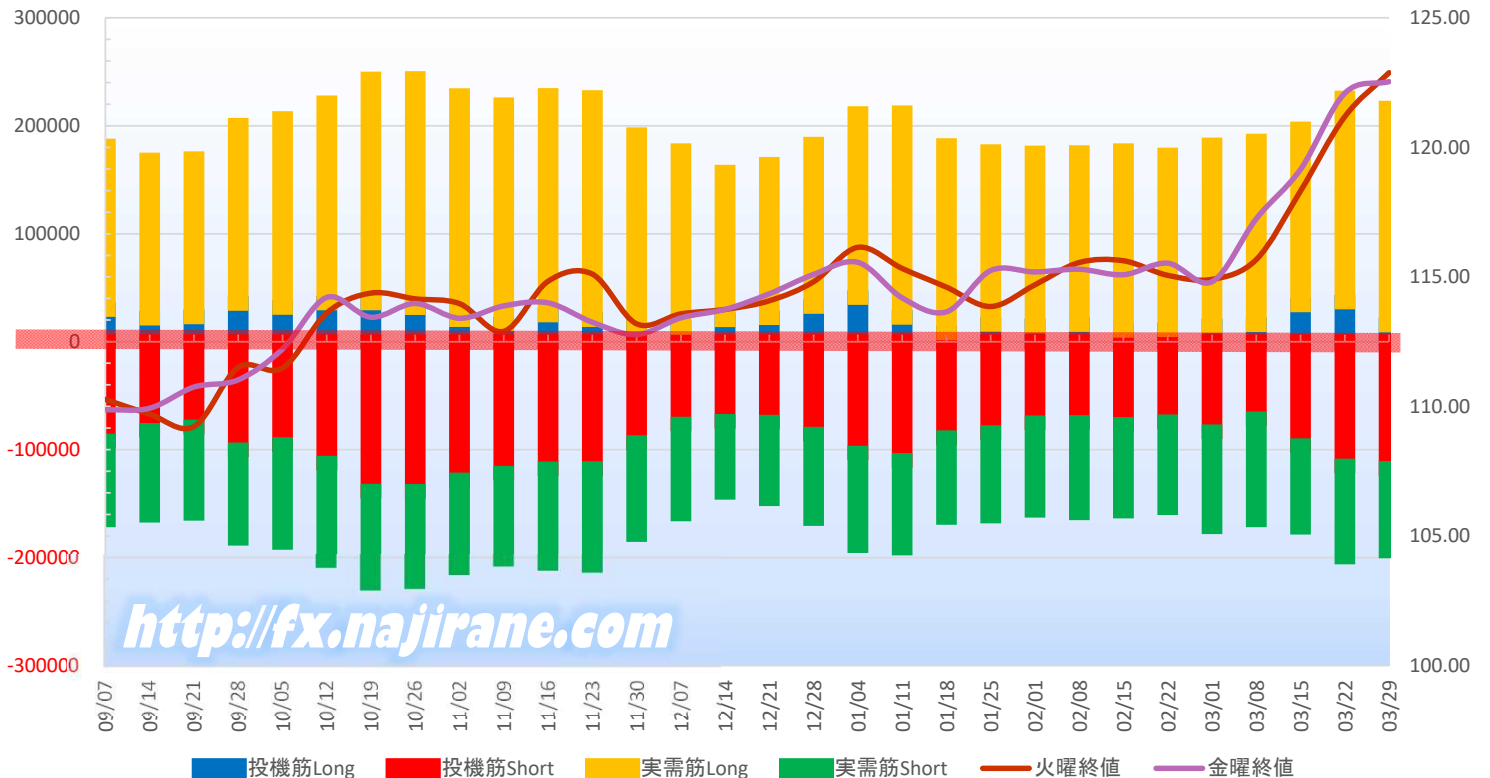


JAPANESE YEN - CHICAGO MERCANTILE EXCHANGE
FUTURES ONLY POSITIONS

Code-097741
2022/04/01 公表値

Date	投機筋集計				実需筋集計				投機筋+実需筋合計				ドル円終値	
	円買い	円売り	売り越し	売買計	円買い	円売り	売り越し	売買計	円買い	円売り	売り越し	売買計	火曜締め	金曜締め
2022/03/29	15274	117405	102131	132679	201190	76340	-124850	277530	216464	193745	-22719	410209	122.88	122.54
2022/03/22	36676	115158	78482	151834	189100	84310	-104790	273410	225776	199468	-26308	425244	121.19	122.09
2022/03/15	34016	96356	62340	130372	163089	75492	-87597	238581	197105	171848	-25257	368953	118.32	119.15
2022/03/08	15548	71404	55856	86952	170330	93673	-76657	264003	185878	165077	-20801	350955	115.67	117.25
2022/03/01	14665	83397	68732	98062	167605	88070	-79535	255675	182270	171467	-10803	353737	114.91	114.81
2022/02/22	10976	74163	63187	85139	162044	79564	-82480	241608	173020	153727	-19293	326747	115.06	115.53
2022/02/15	10425	76587	66162	87012	166645	80389	-86256	247034	177070	156976	-20094	334046	115.62	115.08
2022/02/08	15692	74840	59148	90532	159601	83644	-75957	243245	175293	158484	-16809	333777	115.55	115.29
2022/02/01	14510	75150	60640	89660	160358	81005	-79353	241363	174868	156155	-18713	331023	114.70	115.19
2022/01/25	15866	84139	68273	100005	160178	77315	-82863	237493	176044	161454	-14590	337498	113.86	115.25
2022/01/18	8002	88881	80879	96883	173701	73961	-99740	247662	181703	162842	-18861	344545	114.61	113.65
2022/01/11	22364	109889	87525	132253	189708	81316	-108392	271024	212072	191205	-20867	403277	115.32	114.19
2022/01/04	40816	103078	62262	143894	170537	85793	-84744	256330	211353	188871	-22482	400224	116.14	115.56
2021/12/28	32475	85577	53102	118052	150647	78283	-72364	228930	183122	163860	-19262	346982	114.81	115.10
2021/12/21	22191	74477	52286	96668	142161	71002	-71159	213163	164352	145479	-18873	309831	114.08	114.35
2021/12/14	20231	73754	53523	93985	136938	65878	-71060	202816	157169	139632	-17537	296801	113.75	113.75
2021/12/07	13148	76229	63081	89377	163847	83350	-80497	247197	176995	159579	-17416	336574	113.57	113.42
2021/11/30	14585	93451	78866	108036	177285	85252	-92033	262537	191870	178703	-13167	370573	113.19	112.77
2021/11/23	20285	117538	97253	137823	205923	89698	-116225	295621	226208	207236	-18972	433444	115.11	113.25
2021/11/16	24635	117761	93126	142396	203468	87710	-115758	291178	228103	205471	-22632	433574	114.84	114.00
2021/11/09	16440	121791	105351	138231	203044	79845	-123199	282889	219484	201636	-17848	421120	112.90	113.88
2021/11/02	20337	127961	107624	148298	207612	81607	-126005	289219	227949	209568	-18381	437517	113.97	113.40
2021/10/26	31487	138523	107036	170010	212303	83757	-128546	296060	243790	222280	-21510	466070	114.15	113.98
2021/10/19	35713	138447	102734	174160	207735	85095	-122640	292830	243448	223542	-19906	466990	114.38	113.44
2021/10/12	35810	112444	76634	148254	185560	90468	-95092	276028	221370	202912	-18458	424282	113.61	114.21
2021/10/05	31569	95263	63694	126832	175160	90697	-84463	265857	206729	185960	-20769	392689	111.48	112.21
2021/09/28	35328	100088	64760	135416	165246	81967	-83279	247213	200574	182055	-18519	382629	111.51	111.03
2021/09/21	22844	78915	56071	101759	146680	80086	-66594	226766	169524	159001	-10523	328525	109.23	110.75
2021/09/14	21728	82023	60295	103751	146716	78681	-68035	225397	168444	160704	-7740	329148	109.70	109.93
2021/09/07	29704	92029	62325	121733	151585	73003	-78582	224588	181289	165032	-16257	346321	110.27	109.87

JAPANESE YEN - CHICAGO MERCANTILE EXCHANGE
FUTURES ONLY POSITIONS Cord-097741

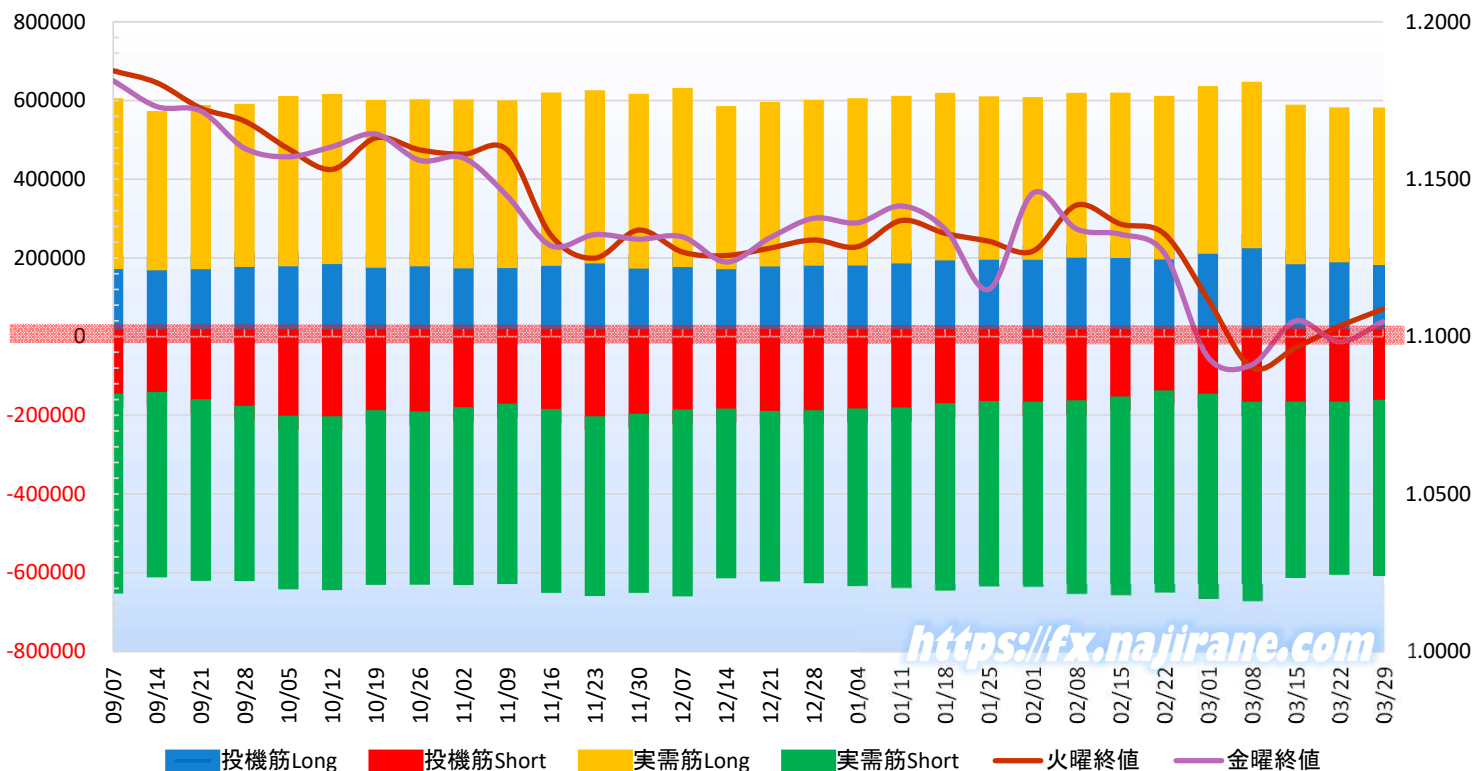


EURO FX - CHICAGO MERCANTILE EXCHANGE
FUTURES ONLY POSITIONS

Code-099741
2022/04/01 公表値

Date	投機筋集計				実需筋集計				投機筋+実需筋合計				ユーロドル終値	
	EUR買い	EUR売り	売り越し	売買計	EUR買い	EUR売り	売り越し	売買計	EUR買い	EUR売り	売り越し	売買計	火曜締め	金曜締め
2022/03/29	200043	178669	-21374	378712	364163	411511	47348	775674	564206	590180	25974	1154386	1.1088	1.1048
2022/03/22	207051	183208	-23843	390259	357492	403870	46378	761362	564543	587078	22535	1151621	1.1032	1.0984
2022/03/15	202040	183246	-18794	385286	369253	411882	42629	781135	571293	595128	23835	1166421	1.0965	1.1050
2022/03/08	242683	183839	-58844	426522	386654	470527	83873	857181	629337	654366	25029	1283703	1.0902	1.0910
2022/03/01	228385	163446	-64939	391831	390260	485365	95105	875625	618645	648811	30166	1267456	1.1120	1.0935
2022/02/22	214195	154889	-59306	369084	379583	477633	98050	857216	593778	632522	38744	1226300	1.1327	1.1266
2022/02/15	217899	170318	-47581	388217	383827	468884	85057	852711	601726	639202	37476	1240928	1.1358	1.1325
2022/02/08	218973	180131	-38842	399104	382426	455678	73252	838104	601399	635809	34410	1237208	1.1418	1.1342
2022/02/01	213563	183847	-29716	397410	376805	434272	57467	811077	590368	618119	27751	1208487	1.1271	1.1455
2022/01/25	213408	181848	-31560	395256	379154	435412	56258	814566	592562	617260	24698	1209822	1.1303	1.1150
2022/01/18	211901	187317	-24584	399218	389617	440081	50464	829698	601518	627398	25880	1228916	1.1328	1.1342
2022/01/11	204361	198356	-6005	402717	389191	422581	33390	811772	593552	620937	27385	1214489	1.1369	1.1415
2022/01/04	199073	200627	1554	399700	388742	415200	26458	803942	587815	615827	28012	1203642	1.1285	1.1361
2021/12/28	198617	205251	6634	403868	384857	403390	18533	788247	583474	608641	25167	1192115	1.1307	1.1376
2021/12/21	196595	206757	10162	403352	381670	397296	15626	778966	578265	604053	25788	1182318	1.1281	1.1314
2021/12/14	189530	201409	11879	390939	378079	394668	16589	772747	567609	596077	28468	1163686	1.1257	1.1237
2021/12/07	194869	203168	8299	398037	418656	438831	20175	857487	613525	641999	28474	1255524	1.1269	1.1317
2021/11/30	191048	214288	23240	405336	407774	418645	10871	826419	598822	632933	34111	1231755	1.1339	1.1309
2021/11/23	204214	220666	16452	424880	403595	420430	16835	824025	607809	641096	33287	1248905	1.1249	1.1324
2021/11/16	198181	202007	3826	400188	404266	431251	26985	835517	602447	633258	30811	1235705	1.1322	1.1288
2021/11/09	192544	188771	-3773	381315	389822	421863	32041	811685	582366	610634	28268	1193000	1.1592	1.1446
2021/11/02	191496	197634	6138	389130	392882	415610	22728	808492	584378	613244	28866	1197622	1.1579	1.1567
2021/10/26	196880	208136	11256	405016	387905	404160	16255	792065	584785	612296	27511	1197081	1.1593	1.1560
2021/10/19	193320	205427	12107	398747	389682	407255	17573	796937	583002	612682	29680	1195684	1.1631	1.1643
2021/10/12	202512	220910	18398	423422	396224	405177	8953	801401	598736	626087	27351	1224823	1.1531	1.1603
2021/10/05	196819	219153	22334	415972	396534	405021	8487	801555	593353	624174	30821	1217527	1.1597	1.1571
2021/09/28	195043	194171	-872	389214	378476	408900	30424	787376	573519	603071	29552	1176590	1.1685	1.1598
2021/09/21	189406	177311	-12095	366717	381122	425371	44249	806493	570528	602682	32154	1173210	1.1726	1.1717
2021/09/14	186554	158749	-27805	345303	368593	434853	66260	803446	555147	593602	38455	1148749	1.1806	1.1731
2021/09/07	189904	163596	-26308	353500	397755	471071	73316	868826	587659	634667	47008	1222326	1.1844	1.1813

EURO FX - CHICAGO MERCANTILE EXCHANGE
FUTURES ONLY POSITIONS Code-099741



<https://fx.najirane.com>

Bitcoin/USD 及び CME Futures (当月及び限月別)

※取引単位=5ビットコイン
(CME CFビットコイン参考基準レート=BRRを対象)

Bitcoin/USD					CME Futures 2022/03		CME Futures 2022/04		CME Futures 2022/05		CME Futures 2022/06		CME Futures 2022/07		CME Futures 2022/08	
Date	Open	High	Low	Close	Close	Volume	Close	Volume	Close	Volume	Close	Volume	Close	Volume	Close	Volume
2022/1/23	35047	36433	34785	36277	0	0	0	0	0	0	0	0	0	0	0	0
2022/1/24	36276	37248	33184	36654	37310	625	37375	37	37460	10	37555	6	0	0	0	0
2022/1/25	36655	37445	35779	36954	36965	139	37045	37	37165	10	37295	6	0	0	0	0
2022/1/26	36951	38825	36375	36852	37165	399	37280	34	37415	6	37560	5	0	0	0	0
2022/1/27	36842	37148	35629	37138	35720	2574	35875	99	36020	8	36190	7	36390	0	0	0
2022/1/28	37128	37953	36211	37784	37885	921	38010	99	38140	8	38290	7	38440	0	0	0
2022/1/29	37781	38576	37406	38138	0	0	0	0	0	0	0	0	0	0	0	0
2022/1/30	38152	38266	37438	37918	0	0	0	0	0	0	0	0	0	0	0	0
2022/1/31	37920	38647	36734	38483	38575	461	38710	87	38855	25	39000	0	39250	0	0	0
2022/2/1	38482	39115	38114	38743	38690	318	38840	42	38970	0	39120	0	39305	0	0	0
2022/2/2	38744	38835	36833	36953	37635	451	37775	19	37925	6	38075	3	38260	0	0	0
2022/2/3	36945	37155	36376	37155	36350	388	36475	15	36620	2	36770	2	36950	0	0	0
2022/2/4	37149	41528	37094	41501	40715	1158	40835	26	40990	0	41160	0	41340	0	0	0
2022/2/5	41501	41847	41038	41441	0	0	0	0	0	0	0	0	0	0	0	0
2022/2/6	41441	42501	41245	42412	0	0	0	0	0	0	0	0	0	0	0	0
2022/2/7	42407	44402	41748	43840	44325	961	44430	41	44575	38	44735	6	44915	0	0	0
2022/2/8	43855	45294	42808	44118	44420	857	44530	35	44665	2	44820	2	45000	0	0	0
2022/2/9	44097	44728	43233	44339	44925	344	45050	35	45185	2	45355	2	45520	0	0	0
2022/2/10	44348	45661	43403	43565	44230	1261	44350	51	44495	0	44650	1	44815	0	0	0
2022/2/11	43571	43811	42115	42408	42445	915	42540	107	42665	1	42820	3	42985	0	0	0
2022/2/12	42412	42993	41853	42244	0	0	0	0	0	0	0	0	0	0	0	0
2022/2/13	42237	42693	41951	42198	0	0	0	0	0	0	0	0	0	0	0	0
2022/2/14	42157	42776	41682	42587	42260	722	42355	39	42485	0	42630	0	42795	0	0	0
2022/2/15	42586	44667	42491	44575	44265	524	44365	75	44500	2	44650	1	44805	0	0	0
2022/2/16	44578	44578	43457	43962	44205	471	44305	26	44445	1	44600	1	44750	0	0	0
2022/2/17	43937	44133	40249	40538	40930	1153	41045	91	41185	13	41330	1	41480	0	0	0
2022/2/18	40552	40929	39638	40031	39990	2589	40090	91	40225	13	40370	1	40520	0	0	0
2022/2/19	40026	40419	39713	40122	0	0	0	0	0	0	0	0	0	0	0	0
2022/2/20	40118	40120	38113	38431	0	0	0	0	0	0	0	0	0	0	0	0
2022/2/21	38423	39394	36950	37075	0	0	0	0	0	0	0	0	0	0	0	0
2022/2/22	37069	38360	36489	38286	37965	5694	38065	188	38190	20	38335	18	38485	0	0	0
2022/2/23	38285	39122	37202	37297	37655	5602	37755	395	37865	24	38015	2	38165	0	0	0
2022/2/24	37279	38969	34459	38333	38370	8774	38525	3504	38660	114	38825	12	39005	1	39200	0
2022/2/25	38334	39630	38111	39214	39115	6107	39175	3504	39275	114	39410	12	39590	1	0	0
2022/2/26	39213	40005	38703	39105	0	0	0	0	0	0	0	0	0	0	0	0
2022/2/27	39099	39779	37269	37710	0	0	0	0	0	0	0	0	0	0	0	0
2022/2/28	37706	43760	37518	43193	42000	9471	42050	906	42140	51	42260	19	42380	14	42580	0
2022/3/1	43195	44794	42953	44355	44240	8747	44325	906	44425	51	44530	19	44660	14	44850	0
2022/3/2	44358	45078	43433	43924	43925	6395	44010	574	44110	50	44215	16	44355	6	44530	0
2022/3/3	43925	44022	41915	42452	42080	6109	42210	1323	42365	216	42525	19	42695	1	42885	0
2022/3/4	42458	42480	38806	39138	39545	5656	39635	514	39780	50	39935	19	40105	1	40285	4
2022/3/5	39148	39566	38777	39401	0	0	0	0	0	0	0	0	0	0	0	0
2022/3/6	39404	39640	38212	38420	0	0	0	0	0	0	0	0	0	0	0	0
2022/3/7	38429	39430	37260	38062	37540	5831	37575	610	37655	151	37785	14	37940	4	38110	0
2022/3/8	38060	39304	37957	38737	38505	5230	38555	421	38645	13	38765	0	38920	1	39090	0
2022/3/9	38743	42466	38706	41983	41920	7469	41965	681	42070	77	42205	12	42370	2	42540	1
2022/3/10	41974	42005	38833	39437	39630	5922	39685	553	39785	42	39915	3	40085	2	40255	6
2022/3/11	39440	40082	38347	38795	38325	5471	38380	458	38460	53	38585	3	38755	2	38925	6
2022/3/12	38794	39309	38773	38904	0	0	0	0	0	0	0	0	0	0	0	0
2022/3/13	38885	39209	37728	37850	0	0	0	0	0	0	0	0	0	0	0	0
2022/3/14	37846	39743	37681	39667	38830	4213	38855	323	38935	79	39045	4	39215	0	39385	0
2022/3/15	39664	39795	38310	39339	39760	4604	39790	488	39865	28	39990	0	40150	0	40320	0
2022/3/16	39336	41465	39022	41144	40920	8470	40945	1127	41035	139	41155	26	41320	1	41490	0
2022/3/17	41141	41288	40663	40951	40885	2547	40910	367	40990	12	41125	6	41280	0	41450	0
2022/3/18	40945	42196	40302	41801	42095	5113	42130	1188	42210	137	42350	9	42520	0	42690	6
2022/3/19	41795	42317	41603	42191	0	0	0	0	0	0	0	0	0	0	0	0
2022/3/20	42191	42241	41005	41248	0	0	0	0	0	0	0	0	0	0	0	0
2022/3/21	41246	41454	40668	41078	41220	5712	41260	2209	41355	185	41500	26	41670	2	41840	0
2022/3/22	41074	43125	40948	42359	42390	10059	42455	5594	42610	364	42760	129	42960	30	43155	3
2022/3/23	42364	42894	41878	42893	42250	8001	42310	4062	42475	1293	42655	93	42885	29	43075	6
2022/3/24	42887	44132	42726	43961	43965	11117	44165	6888	44345	3105	44515	190	44735	0	44925	6
2022/3/25	43965	44999	43706	44349	44504	691	44655	5774	44825	520	45005	125	45210	2	45385	0
2022/3/26	44350	44736	44166	44501	0	0	0	0	0	0	0	0	0	0	0	0
2022/3/27	44505	46828	44437	46820	0	0	---	---	---	---	---	---	---	---	---	---
2022/3/28	46822	48087	46690	47128	0	0	48190	6528	48345	546	48520	244	48725	102	48960	5
2022/3/29	47100	48022	47100	47466	0	0	47930	4677	48055	365	48215	90	48395	2	48630	2
2022/3/30	47457	47655	46746	47063	---	---	47240	4074	47375	881	47525	103	47710	11	47890	7
2022/3/31	47062	47512	45391	45539	0	0	---	---	---	---	---	---	---	---	46440	0
1900/1/0	0	0	0	0	0	0	---	---	---	---	---	---	---	---	---	---



IMM扱い8通貨/ダウ/日経/金/オイル/主要クロス円の過去5日及び過去5週の4本値

AUDUSD					CADUSD					CHFUSD				
Date	Open	High	Low	Close	Date	Open	High	Low	Close	Date	Open	High	Low	Close
2022/04/01	0.7485	0.7525	0.7473	0.7504	2022/04/01	0.7996	0.8012	0.7975	0.7991	2022/04/01	1.0838	1.0845	1.0776	1.0805
2022/03/31	0.7512	0.7526	0.7471	0.7485	2022/03/31	0.8011	0.8023	0.7979	0.7996	2022/03/31	1.0834	1.0875	1.0800	1.0835
2022/03/30	0.7511	0.7536	0.7503	0.7512	2022/03/30	0.7999	0.8045	0.7995	0.8012	2022/03/30	1.0743	1.0846	1.0737	1.0832
2022/03/29	0.7489	0.7519	0.7457	0.7511	2022/03/29	0.7985	0.8019	0.7981	0.8000	2022/03/29	1.0702	1.0755	1.0668	1.0742
2022/03/28	0.7512	0.7540	0.7467	0.7489	2022/03/28	0.8013	0.8017	0.7941	0.7986	2022/03/28	1.0750	1.0750	1.0659	1.0703

CNYUSD					EURUSD					GBPUSD				
Date	Open	High	Low	Close	Date	Open	High	Low	Close	Date	Open	High	Low	Close
2022/04/01	0.1574	0.1574	0.1571	0.1571	2022/04/01	1.1067	1.1076	1.1028	1.1048	2022/04/01	1.3138	1.3152	1.3086	1.3114
2022/03/31	0.1572	0.1576	0.1572	0.1575	2022/03/31	1.1158	1.1185	1.1061	1.1067	2022/03/31	1.3135	1.3173	1.3107	1.3139
2022/03/30	0.1568	0.1573	0.1568	0.1572	2022/03/30	1.1088	1.1171	1.1087	1.1159	2022/03/30	1.3097	1.3183	1.3089	1.3135
2022/03/29	0.1567	0.1568	0.1566	0.1567	2022/03/29	1.0987	1.1137	1.0970	1.1088	2022/03/29	1.3096	1.3160	1.3052	1.3098
2022/03/28	0.1565	0.1567	0.1563	0.1566	2022/03/28	1.0985	1.1000	1.0945	1.0987	2022/03/28	1.3185	1.3188	1.3068	1.3095

JPYUSD					MXNUSD					NZDUSD				
Date	Open	High	Low	Close	Date	Open	High	Low	Close	Date	Open	High	Low	Close
2022/04/01	0.8218	0.8218	0.8128	0.8161	2022/04/01	5.0299	5.0637	5.0170	5.0355	2022/04/01	0.6934	0.6948	0.6896	0.6919
2022/03/31	0.8205	0.8245	0.8167	0.8218	2022/03/31	5.0314	5.0458	5.0078	5.0337	2022/03/31	0.6975	0.6979	0.6929	0.6934
2022/03/30	0.8138	0.8242	0.8116	0.8205	2022/03/30	5.0061	5.0460	5.0039	5.0323	2022/03/30	0.6938	0.6998	0.6936	0.6976
2022/03/29	0.8072	0.8196	0.8045	0.8138	2022/03/29	4.9709	5.0214	4.9697	5.0056	2022/03/29	0.6897	0.6946	0.6877	0.6937
2022/03/28	0.8194	0.8194	0.7997	0.8071	2022/03/28	4.9875	4.9964	4.9530	4.9694	2022/03/28	0.6958	0.6972	0.6888	0.6896

Nikkei 225 - Japan (NIX)						
Date	Open	High	Low	Close	(ドル建て終値)	出来高
2022/04/01	27624.11	27734.54	27399.48	27665.98	225.77	0 1189704500
2022/03/31	28050.50	28070.02	27808.17	27821.43	228.63	786423200 1339726200
2022/03/30	28250.80	28271.01	27736.27	28027.25	229.96	834484000 1403832700
2022/03/29	28173.43	28252.42	28063.92	28252.42	229.91	777009000 1361675600
2022/03/28	28084.08	28084.08	27814.51	27943.89	225.55	652997500 1109202200
週4本値	28084.08	28271.01	27399.48	27665.98	225.77	(N225銘柄計) (東証一部全体計)

XAUUSD					
Date	Open	High	Low	Close	出来高
2022/04/01	1937.58	1939.54	1918.09	1922.73	
2022/03/31	1933.31	1949.80	1919.39	1937.27	
2022/03/30	1920.21	1938.18	1916.08	1932.71	
2022/03/29	1923.06	1929.38	1890.42	1919.48	
2022/03/28	1959.24	1959.75	1917.11	1922.78	
週4本値	1959.24	1959.75	1890.42	1922.73	

Dow Jones Industrial - USA (DJIA)					
Date	Open	High	Low	Close	出来高
2022/03/30	35273.63	35361.36	35058.58	35228.81	317320000
2022/03/29	35114.35	35372.26	35030.07	35294.19	355050000
2022/03/28	34833.03	34957.93	34552.23	34955.89	299790000
2022/03/25	34702.39	34942.70	34631.52	34861.24	285440000
2022/03/24	34406.81	34713.56	34355.42	34707.94	324870000
週4本値	34406.81	35372.26	34355.42	35228.81	

5営業日以内に休業日あり
Historical Data by
Stooq yahoo! finance
Arrangement by
<https://fx.najirane.com>

Crude Light Oil						
Date	Open	High	Low	Close	出来高	
2022/04/01	0.00	0.00	0.00	0.00	0	
2022/03/31	0.00	0.00	0.00	0.00	0	
2022/03/30	105.24	108.75	104.55	107.82	284544	
2022/03/29	103.47	107.84	98.44	104.24	387200	
2022/03/28	112.92	112.93	102.83	105.96	372251	
週4本値	112.92	112.93	0.00	0.00		

USDJPY					EURJPY					GBPJPY				
日付	始値	高値	安値	終値	日付	始値	高値	安値	終値	日付	始値	高値	安値	終値
2022/04/01	121.69	123.03	121.69	122.54	2022/04/01	134.67	135.88	134.67	135.38	2022/04/01	159.87	161.19	159.87	160.69
2022/03/31	121.88	122.45	121.29	121.69	2022/03/31	135.99	136.84	134.52	134.67	2022/03/31	160.09	160.88	159.45	159.88
2022/03/30	122.89	123.21	121.32	121.88	2022/03/30	136.25	136.67	134.89	136.00	2022/03/30	160.95	161.37	159.06	160.09
2022/03/29	123.88	124.30	122.01	122.88	2022/03/29	136.12	137.29	135.32	136.25	2022/03/29	162.24	162.72	160.27	160.95
2022/03/28	122.04	125.05	122.02	123.89	2022/03/28	134.07	137.47	134.05	136.12	2022/03/28	160.91	164.57	160.77	162.24

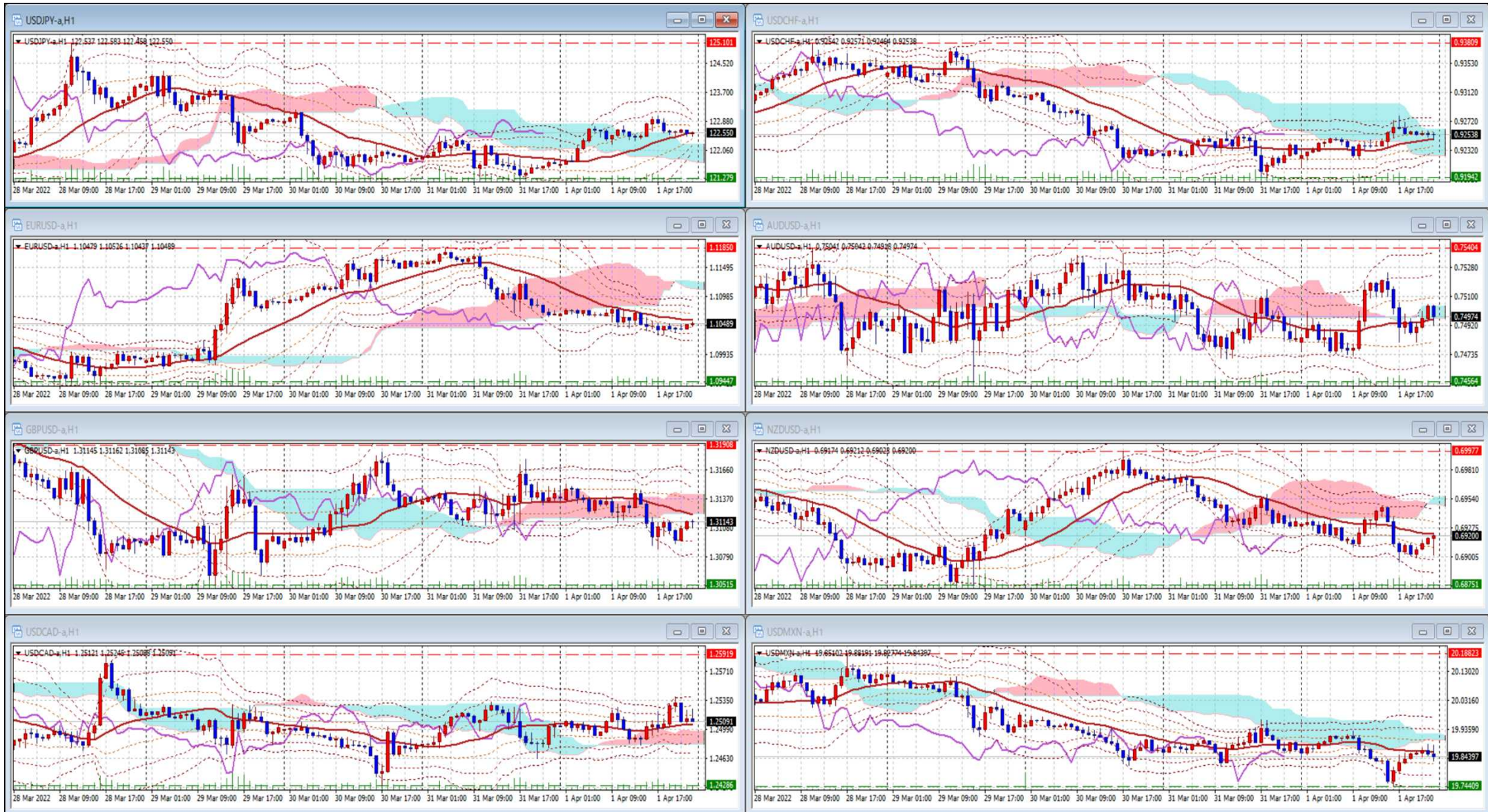
USDJPY Weekly					EURJPY Weekly					GBPJPY Weekly				
日付	始値	高値	安値	終値	日付	始値	高値	安値	終値	日付	始値	高値	安値	終値
2022/04/01	122.04	125.05	121.29	122.54	2022/04/01	134.07	137.47	134.05	135.38	2022/04/01	160.91	164.57	159.06	160.69
2022/03/25	119.28	122.44	119.11	122.09	2022/03/25	131.75	134.75	131.39	134.10	2022/03/25	157.10	161.51	156.39	160.94
2022/03/18	117.52	119.40	117.46	119.15	2022/03/18	128.43	131.92	128.30	131.66	2022/03/18	153.25	157.23	153.20	157.01
2022/03/11	114.92	117.35	114.83	117.25	2022/03/11	125.42	129.04	124.40	127.93	2022/03/11	152.09	153.40	150.99	152.84
2022/03/04	115.52	115.81	114.65	114.81	2022/03/04	128.86	129.78	125.07	125.55	2022/03/04	154.11	155.23	151.47	152.12

先週のIMM取り扱い対ドル8通貨チャート

※ 赤点線は週最高値/青点線は週最低値、BB中心線はSMA21

2022/03/28 ~ 2022/04/01

Chart by OANDA Japan MetaTrader4



Pivot Maker Ver 3.0 by FX_勝てば官軍?

<https://fx.najirane.com>