

JAPANESE YEN - CHICAGO MERCANTILE EXCHANGE

Code-097741

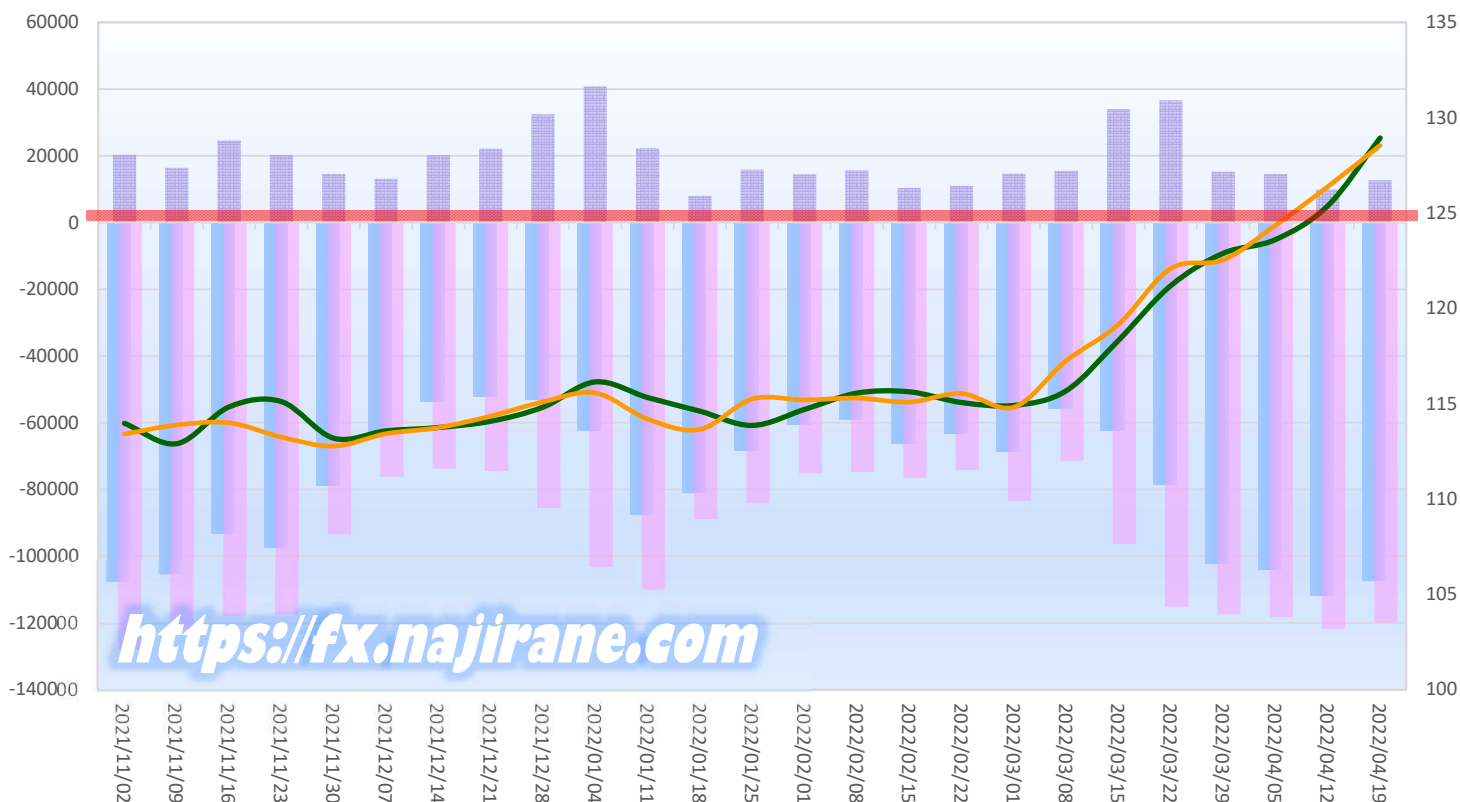
2021/10/26 ~ 2022/04/19

2022/04/22 NYクローズ時公表値

Report_Date	Non Commercial Positions												参考引け値	
	Long	増減	増減(%)	Short	増減	増減(%)	売り越し	増減	増減(%)	売買計	増減	増減(%)	4/19(火)	4/22(金)
2022/04/19	12723	2798	28.2%	119910	-1842	-1.5%	107187	-4640	-4.1%	132633	956	0.7%	128.94	128.54
2022/04/12	9925	-4658	-31.9%	121752	3340	2.8%	111827	7998	7.7%	131677	-1318	-1.0%	125.38	126.39
2022/04/05	14583	-691	-4.5%	118412	1007	0.9%	103829	1698	1.7%	132995	316	0.2%	123.60	124.35
2022/03/29	15274	-21402	-58.4%	117405	2247	2.0%	102131	23649	30.1%	132679	-19155	-12.6%	122.88	122.54
2022/03/22	36676	2660	7.8%	115158	18802	19.5%	78482	16142	25.9%	151834	21462	16.5%	121.19	122.09
2022/03/15	34016	18468	118.8%	96356	24952	34.9%	62340	6484	11.6%	130372	43420	49.9%	118.32	119.15
2022/03/08	15548	883	6.0%	71404	-11993	-14.4%	55856	-12876	-18.7%	86952	-11110	-11.3%	115.67	117.25
2022/03/01	14665	3689	33.6%	83397	9234	12.5%	68732	5545	8.8%	98062	12923	15.2%	114.91	114.81
2022/02/22	10976	551	5.3%	74163	-2424	-3.2%	63187	-2975	-4.5%	85139	-1873	-2.2%	115.06	115.53
2022/02/15	10425	-5267	-33.6%	76587	1747	2.3%	66162	7014	11.9%	87012	-3520	-3.9%	115.62	115.08
2022/02/08	15692	1182	8.1%	74840	-310	-0.4%	59148	-1492	-2.5%	90532	872	1.0%	115.55	115.29
2022/02/01	14510	-1356	-8.5%	75150	-8989	-10.7%	60640	-7633	-11.2%	89660	-10345	-10.3%	114.70	115.19
2022/01/25	15866	7864	98.3%	84139	-4742	-5.3%	68273	-12606	-15.6%	100005	3122	3.2%	113.86	115.25
2022/01/18	8002	-14362	-64.2%	88881	-21008	-19.1%	80879	-6646	-7.6%	96883	-35370	-26.7%	114.61	113.65
2022/01/11	22364	-18452	-45.2%	109889	6811	6.6%	87525	25263	40.6%	132253	-11641	-8.1%	115.32	114.19
2022/01/04	40816	8341	25.7%	103078	17501	20.5%	62262	9160	17.2%	143894	25842	21.9%	116.14	115.56
2021/12/28	32475	10284	46.3%	85577	11100	14.9%	53102	816	1.6%	118052	21384	22.1%	114.81	115.10
2021/12/21	22191	1960	9.7%	74477	723	1.0%	52286	-1237	-2.3%	96668	2683	2.9%	114.08	114.35
2021/12/14	20231	7083	53.9%	73754	-2475	-3.2%	53523	-9558	-15.2%	93985	4608	5.2%	113.75	113.75
2021/12/07	13148	-1437	-9.9%	76229	-17222	-18.4%	63081	-15785	-20.0%	89377	-18659	-17.3%	113.57	113.42
2021/11/30	14585	-5700	-28.1%	93451	-24087	-20.5%	78866	-18387	-18.9%	108036	-29787	-21.6%	113.19	112.77
2021/11/23	20285	-4350	-17.7%	117538	-223	-0.2%	97253	4127	4.4%	137823	-4573	-3.2%	115.11	113.25
2021/11/16	24635	8195	49.8%	117761	-4030	-3.3%	93126	-12225	-11.6%	142396	4165	3.0%	114.84	114.00
2021/11/09	16440	-3897	-19.2%	121791	-6170	-4.8%	105351	-2273	-2.1%	138231	-10067	-6.8%	112.90	113.88
2021/11/02	20337	-11150	-35.4%	127961	-10562	-7.6%	107624	588	0.5%	148298	-21712	-12.8%	113.97	113.40
2021/10/26	31487			138523			107036			170010			114.15	113.98

JAPANESE YEN - CHICAGO MERCANTILE EXCHANGE
FUTURES ONLY POSITIONS

売越し Long Short 火曜終値 金曜終値

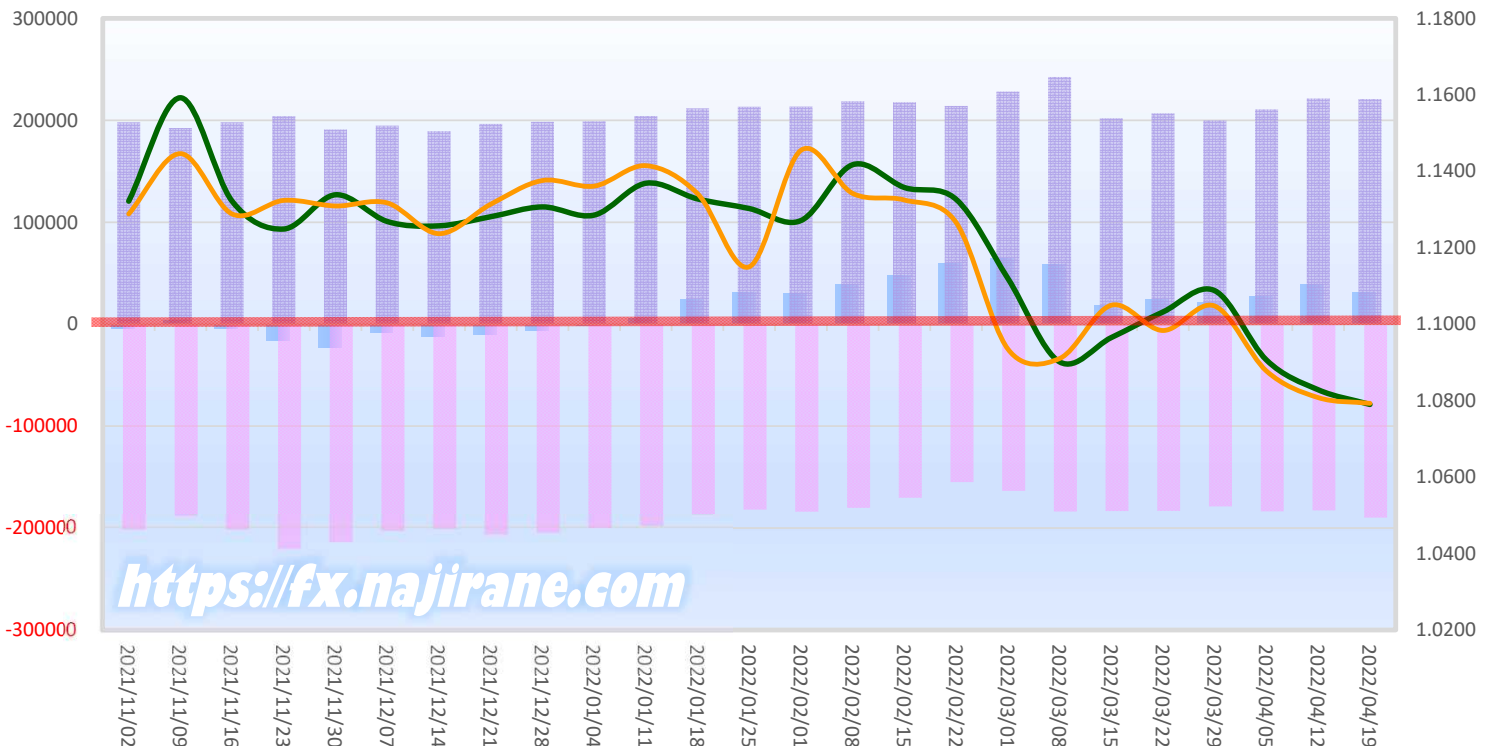


EURO FX - CHICAGO MERCANTILE EXCHANGE Code-099741
 2021/10/26 ~ 2022/04/19 2022/04/22 NYクローズ時公表値

Report_Date	Non Commercial Positions										参考引け値			
	Long	増減		Short	増減		売り越し	増減		売買計	増減		4/19(火)	4/22(金)
2022/04/19	221003	-642	-0.3%	189702	7117	3.9%	-31301	-7759	-19.9%	410705	6475	1.6%	1.0790	1.0793
2022/04/12	221645	10731	5.1%	182585	-959	-0.5%	-39060	11690	42.7%	404230	9772	2.5%	1.0828	1.0808
2022/04/05	210914	10871	5.4%	183544	4875	2.7%	-27370	5996	28.1%	394458	15746	4.2%	1.0906	1.0878
2022/03/29	200043	-7008	-3.4%	178669	-4539	-2.5%	-21374	-2469	-10.4%	378712	-11547	-3.0%	1.1088	1.1048
2022/03/22	207051	5011	2.5%	183208	-38	0.0%	-23843	5049	26.9%	390259	4973	1.3%	1.1032	1.0984
2022/03/15	202040	-40643	-16.7%	183246	-593	-0.3%	-18794	-40050	-68.1%	385286	-41236	-9.7%	1.0965	1.1050
2022/03/08	242683	14298	6.3%	183839	20393	12.5%	-58844	-6095	-9.4%	426522	34691	8.9%	1.0902	1.0910
2022/03/01	228385	14190	6.6%	163446	8557	5.5%	-64939	5633	9.5%	391831	22747	6.2%	1.1120	1.0935
2022/02/22	214195	-3704	-1.7%	154889	-15429	-9.1%	-59306	11725	24.6%	369084	-19133	-4.9%	1.1327	1.1266
2022/02/15	217899	-1074	-0.5%	170318	-9813	-5.4%	-47581	8739	22.5%	388217	-10887	-2.7%	1.1358	1.1325
2022/02/08	218973	5410	2.5%	180131	-3716	-2.0%	-38842	9126	30.7%	399104	1694	0.4%	1.1418	1.1342
2022/02/01	213563	155	0.1%	183847	1999	1.1%	-29716	-1844	-5.8%	397410	2154	0.5%	1.1271	1.1455
2022/01/25	213408	1507	0.7%	181848	-5469	-2.9%	-31560	6976	28.4%	395256	-3962	-1.0%	1.1303	1.1150
2022/01/18	211901	7540	3.7%	187317	-11039	-5.6%	-24584	18579	309.4%	399218	-3499	-0.9%	1.1328	1.1342
2022/01/11	204361	5288	2.7%	198356	-2271	-1.1%	-6005	-7559	-486.4%	402717	3017	0.8%	1.1369	1.1415
2022/01/04	199073	456	0.2%	200627	-4624	-2.3%	1554	-5080	-76.6%	399700	-4168	-1.0%	1.1285	1.1361
2021/12/28	198617	2022	1.0%	205251	-1506	-0.7%	6634	-3528	-34.7%	403868	516	0.1%	1.1307	1.1376
2021/12/21	196595	7065	3.7%	206757	5348	2.7%	10162	-1717	-14.5%	403352	12413	3.2%	1.1281	1.1314
2021/12/14	189530	-5339	-2.7%	201409	-1759	-0.9%	11879	3580	43.1%	390939	-7098	-1.8%	1.1257	1.1237
2021/12/07	194869	3821	2.0%	203168	-11120	-5.2%	8299	-14941	-64.3%	398037	-7299	-1.8%	1.1269	1.1317
2021/11/30	191048	-13166	-6.4%	214288	-6378	-2.9%	23240	6788	41.3%	405336	-19544	-4.6%	1.1339	1.1309
2021/11/23	204214	6033	3.0%	220666	18659	9.2%	16452	12626	330.0%	424880	24692	6.2%	1.1249	1.1324
2021/11/16	198181	5637	2.9%	202007	13236	7.0%	3826	-7599	-201.4%	400188	18873	4.9%	1.1322	1.1288
2021/11/09	192544	1048	0.5%	188771	-8863	-4.5%	-3773	-9911	-161.5%	381315	-7815	-2.0%	1.1592	1.1446
2021/11/02	191496	-5384	-2.7%	197634	-10502	-5.0%	6138	-5118	-45.5%	389130	-15886	-3.9%	1.1579	1.1567
2021/10/26	196880			208136			11256			405016			1.1593	1.1560

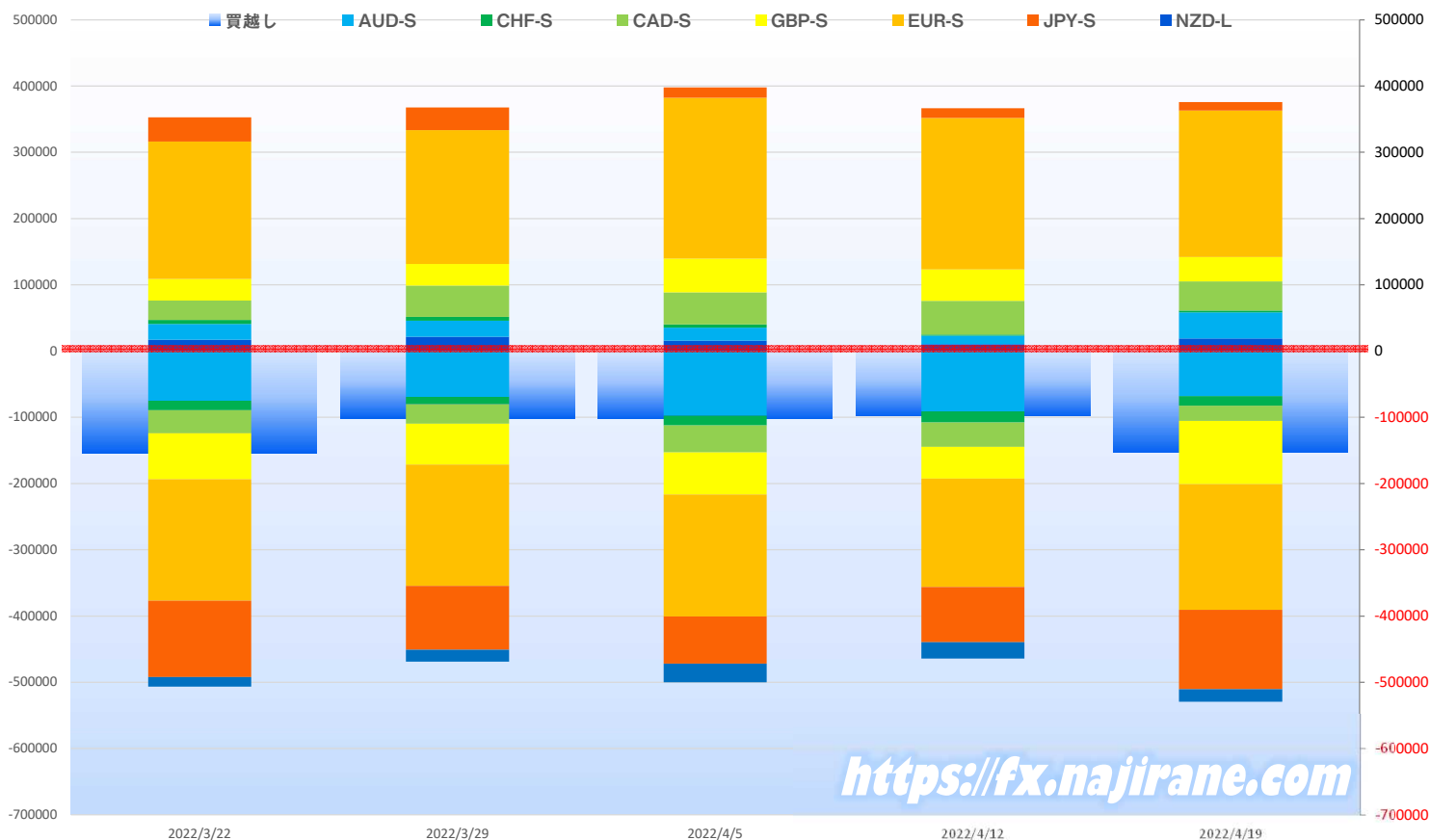
**EURO FX - CHICAGO MERCANTILE EXCHANGE
 FUTURES ONLY POSITIONS**

■ 売越し ■ Long ■ Short ■ 火曜終値 ■ 金曜終値



	2022/03/22			2022/03/29			2022/04/05			2022/04/12			2022/04/19		
	Long	Short	売り越し	Long	Short	売り越し	Long	Short	売り越し	Long	Short	売り越し	Long	Short	売り越し
JPY	36676	115158	78482	15274	117405	102131	14583	118412	103829	9925	121752	111827	12723	119910	107187
	前週比 枚数増減 (枚)			-21402	2247	23649	-691	1007	1698	-4658	3340	7998	2798	-1842	-4640
	前週比 枚数増減 (%)			-58.4%	2.0%	30.1%	-4.5%	0.9%	1.7%	-31.9%	2.8%	7.7%	28.2%	-1.5%	-4.1%
EUR	207051	183208	-23843	200043	178669	-21374	210914	183544	-27370	221645	182585	-39060	221003	189702	-31301
	前週比 枚数増減 (枚)			-7008	-4539	-2469	10871	4875	5996	10731	-959	11690	-642	7117	-7759
	前週比 枚数増減 (%)			-3.4%	-2.5%	-10.4%	5.4%	2.7%	28.1%	5.1%	-0.5%	42.7%	-0.3%	3.9%	-19.9%
GBP	32753	69997	37244	30624	70694	40070	35873	77631	41758	35514	88568	53054	36811	95725	58914
	前週比 枚数増減 (枚)			-2129	697	2826	5249	6937	1688	-359	10937	11296	1297	7157	5860
	前週比 枚数増減 (%)			-6.5%	1.0%	7.6%	17.1%	9.8%	4.2%	-1.0%	14.1%	27.1%	3.7%	8.1%	11.0%
AUD	23747	74936	51189	33960	83566	49606	34871	72384	37513	39770	68485	28715	39201	68038	28837
	前週比 枚数増減 (枚)			10213	8630	-1583	911	-11182	-12093	4899	-3899	-8798	-569	-447	122
	前週比 枚数増減 (%)			43.0%	11.5%	-3.1%	2.7%	-13.4%	-24.4%	14.0%	-5.4%	-23.5%	-1.4%	-0.7%	0.4%
CAD	29314	34254	4940	32429	33964	1535	37325	30402	-6923	37724	25566	-12158	44063	22837	-21226
	前週比 枚数増減 (枚)			3115	-290	-3405	4896	-3562	8458	399	-4836	5235	6339	-2729	9068
	前週比 枚数増減 (%)			10.6%	-0.8%	-68.9%	15.1%	-10.5%	551.0%	1.1%	-15.9%	75.6%	16.8%	-10.7%	74.6%
CHF	6012	14436	8424	3292	14871	11579	1860	14253	12393	1642	15584	13942	2900	14350	11450
	前週比 枚数増減 (枚)			-2720	435	3155	-1432	-618	814	-218	1331	1549	1258	-1234	-2492
	前週比 枚数増減 (%)			-45.2%	3.0%	37.5%	-43.5%	-4.2%	7.0%	-11.7%	9.3%	12.5%	76.6%	-7.9%	-17.9%
NZD	17156	14636	-2520	15504	16371	867	15428	16997	1569	16295	16584	289	19081	18716	-365
	前週比 枚数増減 (枚)			-1652	1735	3387	-76	626	702	867	-413	-1280	2786	2132	654
	前週比 枚数増減 (%)			-9.6%	11.9%	134.4%	-0.5%	3.8%	81.0%	5.6%	-2.4%	-81.6%	17.1%	12.9%	226.3%
MXN	58150	76201	18051	75081	83328	8247	78728	77818	-910	81582	66622	-14960	73710	52046	-21664
	前週比 枚数増減 (枚)			16931	7127	-9804	3647	-5510	9157	2854	-11196	14050	-7872	-14576	6704
	前週比 枚数増減 (%)			29.1%	9.4%	-54.3%	4.9%	-6.6%	111.0%	3.6%	-14.4%	1544.0%	-9.6%	-21.9%	44.8%
Total All 8	410859	582826	171967	406207	598868	192661	429582	591441	161859	444097	585746	141649	449492	581324	131832
	前週比 枚数増減 (枚)			-4652	16042	20694	23375	-7427	-30802	14515	-5695	-20210	5395	-4422	-9817
	前週比 枚数増減 (%)			-1.1%	2.8%	12.0%	5.8%	-1.2%	-16.0%	3.4%	-1.0%	-12.5%	1.2%	-0.8%	-6.9%
Total 7 (MXN除く)	352709	506625	153916	331126	515540	184414	350854	513623	162769	362515	519124	156609	375782	529278	153496
	前週比 枚数増減 (枚)			-21583	8915	30498	19728	-1917	-21645	11661	5501	-6160	13267	10154	-3113
	前週比 枚数増減 (%)			-6.1%	1.8%	19.8%	6.0%	-0.4%	-11.7%	3.3%	1.1%	-3.8%	3.7%	2.0%	-2.0%

直近5週 CFTC IMM主要7通貨の売買構成

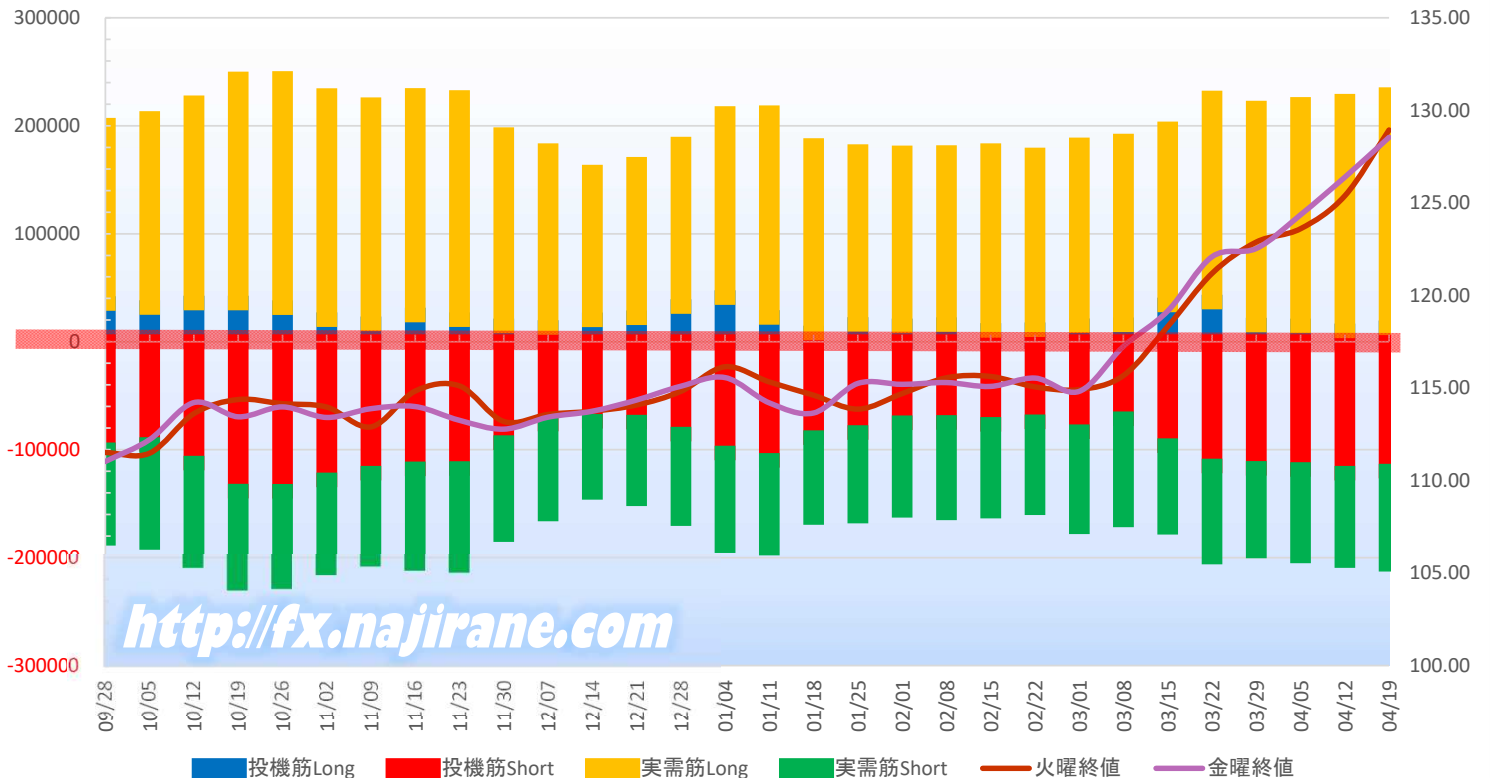


JAPANESE YEN - CHICAGO MERCANTILE EXCHANGE
FUTURES ONLY POSITIONS

Code-097741
2022/04/22 公表値

Date	投機筋集計				実需筋集計				投機筋+実需筋合計				ドル円終値	
	円買い	円売り	売り越し	売買計	円買い	円売り	売り越し	売買計	円買い	円売り	売り越し	売買計	火曜締め	金曜締め
2022/04/19	12723	119910	107187	132633	216101	86259	-129842	302360	228824	206169	-22655	434993	128.94	128.54
2022/04/12	9925	121752	111827	131677	212850	80948	-131902	293798	222775	202700	-20075	425475	125.38	126.39
2022/04/05	14583	118412	103829	132995	205209	79985	-125224	285194	219792	198397	-21395	418189	123.60	124.35
2022/03/29	15274	117405	102131	132679	201190	76340	-124850	277530	216464	193745	-22719	410209	122.88	122.54
2022/03/22	36676	115158	78482	151834	189100	84310	-104790	273410	225776	199468	-26308	425244	121.19	122.09
2022/03/15	34016	96356	62340	130372	163089	75492	-87597	238581	197105	171848	-25257	368953	118.32	119.15
2022/03/08	15548	71404	55856	86952	170330	93673	-76657	264003	185878	165077	-20801	350955	115.67	117.25
2022/03/01	14665	83397	68732	98062	167605	88070	-79535	255675	182270	171467	-10803	353737	114.91	114.81
2022/02/22	10976	74163	63187	85139	162044	79564	-82480	241608	173020	153727	-19293	326747	115.06	115.53
2022/02/15	10425	76587	66162	87012	166645	80389	-86256	247034	177070	156976	-20094	334046	115.62	115.08
2022/02/08	15692	74840	59148	90532	159601	83644	-75957	243245	175293	158484	-16809	333777	115.55	115.29
2022/02/01	14510	75150	60640	89660	160358	81005	-79353	241363	174868	156155	-18713	331023	114.70	115.19
2022/01/25	15866	84139	68273	100005	160178	77315	-82863	237493	176044	161454	-14590	337498	113.86	115.25
2022/01/18	8002	88881	80879	96883	173701	73961	-99740	247662	181703	162842	-18861	344545	114.61	113.65
2022/01/11	22364	109889	87525	132253	189708	81316	-108392	271024	212072	191205	-20867	403277	115.32	114.19
2022/01/04	40816	103078	62262	143894	170537	85793	-84744	256330	211353	188871	-22482	400224	116.14	115.56
2021/12/28	32475	85577	53102	118052	150647	78283	-72364	228930	183122	163860	-19262	346982	114.81	115.10
2021/12/21	22191	74477	52286	96668	142161	71002	-71159	213163	164352	145479	-18873	309831	114.08	114.35
2021/12/14	20231	73754	53523	93985	136938	65878	-71060	202816	157169	139632	-17537	296801	113.75	113.75
2021/12/07	13148	76229	63081	89377	163847	83350	-80497	247197	176995	159579	-17416	336574	113.57	113.42
2021/11/30	14585	93451	78866	108036	177285	85252	-92033	262537	191870	178703	-13167	370573	113.19	112.77
2021/11/23	20285	117538	97253	137823	205923	89698	-116225	295621	226208	207236	-18972	433444	115.11	113.25
2021/11/16	24635	117761	93126	142396	203468	87710	-115758	291178	228103	205471	-22632	433574	114.84	114.00
2021/11/09	16440	121791	105351	138231	203044	79845	-123199	282889	219484	201636	-17848	421120	112.90	113.88
2021/11/02	20337	127961	107624	148298	207612	81607	-126005	289219	227949	209568	-18381	437517	113.97	113.40
2021/10/26	31487	138523	107036	170010	212303	83757	-128546	296060	243790	222280	-21510	466070	114.15	113.98
2021/10/19	35713	138447	102734	174160	207735	85095	-122640	292830	243448	223542	-19906	466990	114.38	113.44
2021/10/12	35810	112444	76634	148254	185560	90468	-95092	276028	221370	202912	-18458	424282	113.61	114.21
2021/10/05	31569	95263	63694	126832	175160	90697	-84463	265857	206729	185960	-20769	392689	111.48	112.21
2021/09/28	35328	100088	64760	135416	165246	81967	-83279	247213	200574	182055	-18519	382629	111.51	111.03

JAPANESE YEN - CHICAGO MERCANTILE EXCHANGE
FUTURES ONLY POSITIONS Cord-097741

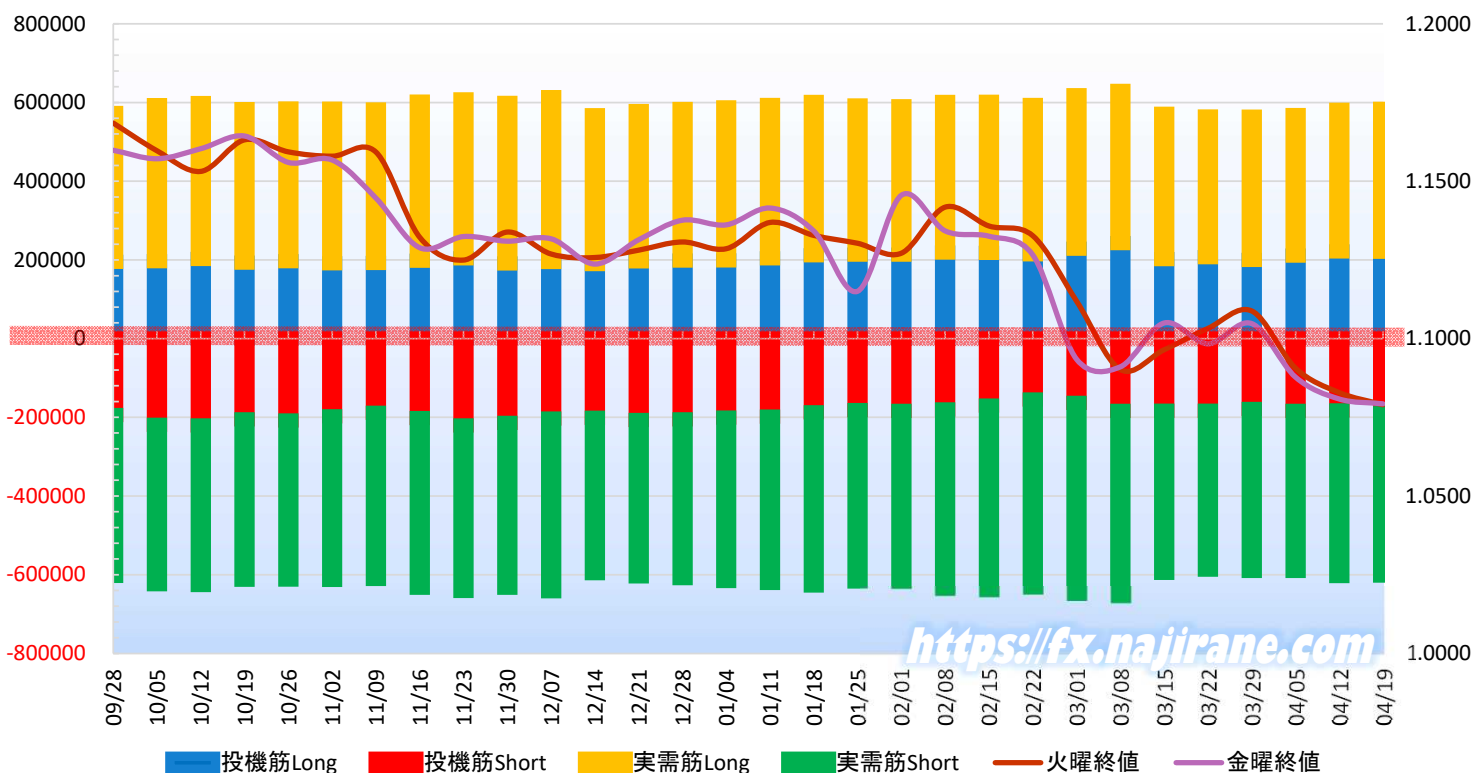


EURO FX - CHICAGO MERCANTILE EXCHANGE
FUTURES ONLY POSITIONS

Code-099741
2022/04/22 公表値

Date	投機筋集計				実需筋集計				投機筋+実需筋合計				ユーロドル終値	
	EUR買い	EUR売り	売り越し	売買計	EUR買い	EUR売り	売り越し	売買計	EUR買い	EUR売り	売り越し	売買計	火曜締め	金曜締め
2022/04/19	221003	189702	-31301	410705	362930	412656	49726	775586	583933	602358	18425	1186291	1.0790	1.0793
2022/04/12	221645	182585	-39060	404230	359853	420603	60750	780456	581498	603188	21690	1184686	1.0828	1.0808
2022/04/05	210914	183544	-27370	394458	357140	406757	49617	763897	568054	590301	22247	1158355	1.0906	1.0878
2022/03/29	200043	178669	-21374	378712	364163	411511	47348	775674	564206	590180	25974	1154386	1.1088	1.1048
2022/03/22	207051	183208	-23843	390259	357492	403870	46378	761362	564543	587078	22535	1151621	1.1032	1.0984
2022/03/15	202040	183246	-18794	385286	369253	411882	42629	781135	571293	595128	23835	1166421	1.0965	1.1050
2022/03/08	242683	183839	-58844	426522	386654	470527	83873	857181	629337	654366	25029	1283703	1.0902	1.0910
2022/03/01	228385	163446	-64939	391831	390260	485365	95105	875625	618645	648811	30166	1267456	1.1120	1.0935
2022/02/22	214195	154889	-59306	369084	379583	477633	98050	857216	593778	632522	38744	1226300	1.1327	1.1266
2022/02/15	217899	170318	-47581	388217	383827	468884	85057	852711	601726	639202	37476	1240928	1.1358	1.1325
2022/02/08	218973	180131	-38842	399104	382426	455678	73252	838104	601399	635809	34410	1237208	1.1418	1.1342
2022/02/01	213563	183847	-29716	397410	376805	434272	57467	811077	590368	618119	27751	1208487	1.1271	1.1455
2022/01/25	213408	181848	-31560	395256	379154	435412	56258	814566	592562	617260	24698	1209822	1.1303	1.1150
2022/01/18	211901	187317	-24584	399218	389617	440081	50464	829698	601518	627398	25880	1228916	1.1328	1.1342
2022/01/11	204361	198356	-6005	402717	389191	422581	33390	811772	593552	620937	27385	1214489	1.1369	1.1415
2022/01/04	199073	200627	1554	399700	388742	415200	26458	803942	587815	615827	28012	1203642	1.1285	1.1361
2021/12/28	198617	205251	6634	403868	384857	403390	18533	788247	583474	608641	25167	1192115	1.1307	1.1376
2021/12/21	196595	206757	10162	403352	381670	397296	15626	778966	578265	604053	25788	1182318	1.1281	1.1314
2021/12/14	189530	201409	11879	390939	378079	394668	16589	772747	567609	596077	28468	1163686	1.1257	1.1237
2021/12/07	194869	203168	8299	398037	418656	438831	20175	857487	613525	641999	28474	1255524	1.1269	1.1317
2021/11/30	191048	214288	23240	405336	407774	418645	10871	826419	598822	632933	34111	1231755	1.1339	1.1309
2021/11/23	204214	220666	16452	424880	403595	420430	16835	824025	607809	641096	33287	1248905	1.1249	1.1324
2021/11/16	198181	202007	3826	400188	404266	431251	26985	835517	602447	633258	30811	1235705	1.1322	1.1288
2021/11/09	192544	188771	-3773	381315	389822	421863	32041	811685	582366	610634	28268	1193000	1.1592	1.1446
2021/11/02	191496	197634	6138	389130	392882	415610	22728	808492	584378	613244	28866	1197622	1.1579	1.1567
2021/10/26	196880	208136	11256	405016	387905	404160	16255	792065	584785	612296	27511	1197081	1.1593	1.1560
2021/10/19	193320	205427	12107	398747	389682	407255	17573	796937	583002	612682	29680	1195684	1.1631	1.1643
2021/10/12	202512	220910	18398	423422	396224	405177	8953	801401	598736	626087	27351	1224823	1.1531	1.1603
2021/10/05	196819	219153	22334	415972	396534	405021	8487	801555	593353	624174	30821	1217527	1.1597	1.1571
2021/09/28	195043	194171	-872	389214	378476	408900	30424	787376	573519	603071	29552	1176590	1.1685	1.1598

EURO FX - CHICAGO MERCANTILE EXCHANGE
FUTURES ONLY POSITIONS Code-099741



IMM扱い8通貨/ダウ/日経/金/オイル/主要クロス円の過去5日及び過去5週の4本値

AUDUSD					CADUSD					CHFUSD				
Date	Open	High	Low	Close	Date	Open	High	Low	Close	Date	Open	High	Low	Close
2022/04/22	0.7373	0.7374	0.7235	0.7240	2022/04/22	0.7948	0.7957	0.7858	0.7861	2022/04/22	1.0489	1.0494	1.0424	1.0448
2022/04/21	0.7451	0.7457	0.7365	0.7373	2022/04/21	0.8003	0.8026	0.7943	0.7948	2022/04/21	1.0541	1.0572	1.0468	1.0489
2022/04/20	0.7377	0.7458	0.7373	0.7451	2022/04/20	0.7925	0.8018	0.7921	0.8003	2022/04/20	1.0502	1.0576	1.0486	1.0540
2022/04/19	0.7352	0.7400	0.7345	0.7377	2022/04/19	0.7929	0.7956	0.7908	0.7926	2022/04/19	1.0585	1.0600	1.0501	1.0504
2022/04/18	0.7395	0.7404	0.7343	0.7352	2022/04/18	0.7928	0.7934	0.7909	0.7929	2022/04/18	1.0599	1.0614	1.0580	1.0585

CNYUSD					EURUSD					GBPUSD				
Date	Open	High	Low	Close	Date	Open	High	Low	Close	Date	Open	High	Low	Close
2022/04/22	0.1542	0.1545	0.1532	0.1532	2022/04/22	1.0836	1.0852	1.0771	1.0793	2022/04/22	1.3034	1.3036	1.2823	1.2828
2022/04/21	0.1551	0.1554	0.1544	0.1545	2022/04/21	1.0854	1.0936	1.0824	1.0837	2022/04/21	1.3064	1.3090	1.3023	1.3034
2022/04/20	0.1559	0.1559	0.1552	0.1554	2022/04/20	1.0790	1.0867	1.0784	1.0850	2022/04/20	1.2999	1.3070	1.2997	1.3064
2022/04/19	0.1568	0.1568	0.1563	0.1563	2022/04/19	1.0778	1.0814	1.0761	1.0790	2022/04/19	1.3010	1.3041	1.2981	1.3000
2022/04/18	0.1567	0.1569	0.1565	0.1568	2022/04/18	1.0808	1.0822	1.0770	1.0778	2022/04/18	1.3058	1.3065	1.3005	1.3012

JPYUSD					MXNUSD					NZDUSD				
Date	Open	High	Low	Close	Date	Open	High	Low	Close	Date	Open	High	Low	Close
2022/04/22	0.7787	0.7826	0.7746	0.7780	2022/04/22	4.9594	4.9594	4.9069	4.9427	2022/04/22	0.6735	0.6737	0.6626	0.6634
2022/04/21	0.7815	0.7823	0.7770	0.7787	2022/04/21	5.0007	5.0054	4.9409	4.9584	2022/04/21	0.6807	0.6810	0.6727	0.6735
2022/04/20	0.7755	0.7846	0.7728	0.7814	2022/04/20	4.9928	5.0131	4.9822	5.0002	2022/04/20	0.6732	0.6813	0.6732	0.6806
2022/04/19	0.7868	0.7874	0.7754	0.7756	2022/04/19	5.0420	5.0601	4.9792	4.9936	2022/04/19	0.6730	0.6764	0.6720	0.6733
2022/04/18	0.7910	0.7920	0.7868	0.7869	2022/04/18	4.9992	5.0460	4.9955	5.0433	2022/04/18	0.6770	0.6777	0.6716	0.6730

Nikkei 225 -Japan (NIX)					出来高	
Date	Open	High	Low	Close	(ドル建て終値)	出来高
2022/04/22	27197.80	27205.83	26908.35	27105.26	210.87	0 1019776400
2022/04/21	27259.14	27580.64	27252.83	27553.06	214.56	623401300 1079140400
2022/04/20	27210.79	27389.04	27066.18	27217.85	212.69	723363200 1189600800
2022/04/19	27096.49	27098.86	26780.75	26985.09	209.28	605066600 1011095100
2022/04/18	26831.45	26848.89	26571.38	26799.71	210.87	483498700 877130000
週4本値	26831.45	27580.64	26571.38	27105.26	210.87	(N225銘柄計) (東証一部全体計)

XAUUSD				
Date	Open	High	Low	Close
2022/04/22	1951.11	1955.64	1926.85	1932.65
2022/04/21	1957.17	1957.63	1936.90	1951.40
2022/04/20	1950.35	1958.36	1939.36	1957.63
2022/04/19	1977.81	1981.99	1944.34	1950.15
2022/04/18	1974.20	1998.33	1971.29	1978.74
週4本値	1974.20	1998.33	1926.85	1932.65

Dow Jones Industrial - USA (DJIA)					出来高
Date	Open	High	Low	Close	出来高
2022/04/22	34727.38	34727.38	33773.39	33811.40	373280000
2022/04/21	35258.80	35492.22	34723.82	34792.76	366390000
2022/04/20	34962.67	35315.40	34962.67	35160.79	337620000
2022/04/19	34394.62	34983.11	34394.62	34911.20	296350000
2022/04/18	34411.49	34618.29	34279.08	34411.69	264110000
週4本値	34411.49	35492.22	33773.39	33811.40	

Historical Data by

 Arrangement by
<https://fx.najirane.com>

Crude Light Oil					出来高
Date	Open	High	Low	Close	出来高
2022/04/22	104.07	104.22	101.06	102.07	280321
2022/04/21	102.50	105.42	102.01	103.79	280321
2022/04/20	103.05	104.16	100.70	102.75	299028
2022/04/19	107.75	108.92	102.10	102.56	71792
2022/04/18	107.03	109.81	106.00	108.21	68489
週4本値	107.03	109.81	100.70	102.07	

USDJPY					EURJPY					GBPJPY				
日付	始値	高値	安値	終値	日付	始値	高値	安値	終値	日付	始値	高値	安値	終値
2022/04/22	128.41	129.11	127.79	128.54	2022/04/22	139.14	139.49	138.26	138.74	2022/04/22	167.37	167.59	164.81	164.89
2022/04/21	127.96	128.70	127.82	128.41	2022/04/21	138.88	140.00	138.74	139.16	2022/04/21	167.16	167.91	166.98	167.37
2022/04/20	128.95	129.40	127.46	127.97	2022/04/20	139.13	139.67	138.40	138.85	2022/04/20	167.62	168.42	166.43	167.18
2022/04/19	127.09	128.97	127.01	128.94	2022/04/19	136.98	139.13	136.97	139.13	2022/04/19	165.35	167.66	165.28	167.62
2022/04/18	126.44	127.09	126.26	127.09	2022/04/18	136.64	137.02	136.46	136.97	2022/04/18	165.09	165.44	164.65	165.37

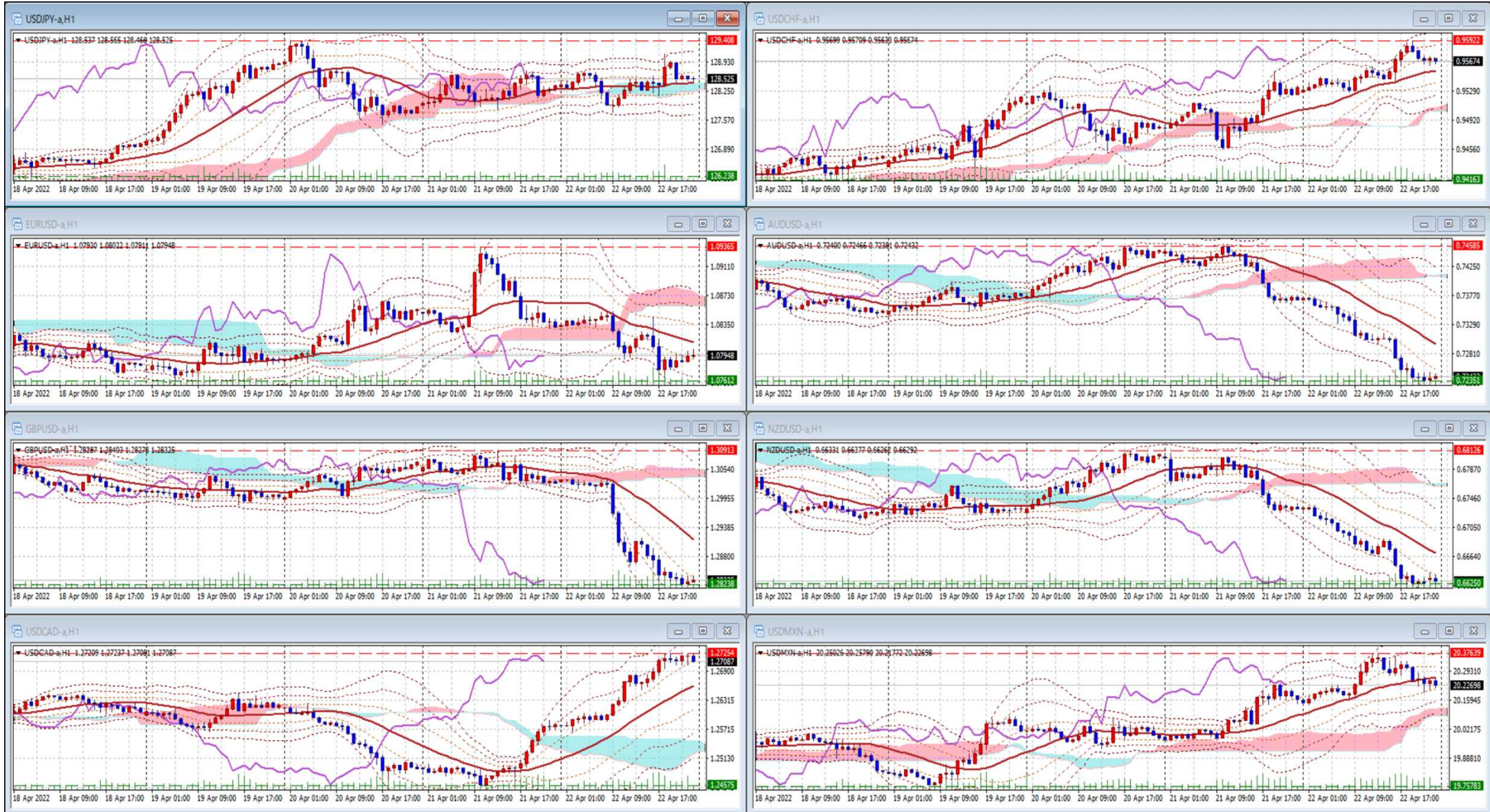
USDJPY Weekly					EURJPY Weekly					GBPJPY Weekly				
日付	始値	高値	安値	終値	日付	始値	高値	安値	終値	日付	始値	高値	安値	終値
2022/04/22	126.44	129.40	126.26	128.54	2022/04/22	136.64	140.00	136.46	138.74	2022/04/22	165.09	168.42	164.65	164.89
2022/04/15	124.21	126.68	124.20	126.39	2022/04/15	135.51	137.12	135.29	136.60	2022/04/15	161.87	165.46	161.86	165.12
2022/04/08	122.56	124.68	122.29	124.35	2022/04/08	135.30	135.69	134.30	135.27	2022/04/08	160.66	162.37	160.31	162.08
2022/04/01	122.04	125.05	121.29	122.54	2022/04/01	134.07	137.47	134.05	135.38	2022/04/01	160.91	164.57	159.06	160.69
2022/03/25	119.28	122.44	119.11	122.09	2022/03/25	131.75	134.75	131.39	134.10	2022/03/25	157.10	161.51	156.39	160.94

先週のIMM取り扱い対ドル8通貨チャート

※ 赤点線は週最高値/青天線は週最低値、BB中心線はSMA21

2022/04/18 ~ 2022/04/22

Chart by OANDA Japan MetaTrader4



Pivot Maker Ver 3.0 by FX_勝てば官軍?

<https://fx.najirane.com>