JAPANESE YEN - CHICAGO MERCANTILE EXCHANGE **Code-097741**

2021/11/30 ～ 2022/05/24 **2022/05/27 NYクローズ時公表値**

Report_Date	Non Commercial Positions												参考引け値	
	Long	増減	増減(%)	Short	増減	増減(%)	売り越し	増減	増減(%)	売買計	増減	増減(%)	5/24(火)	5/27(金)
2022/05/24	16567	4454	36.8%	116011	1589	1.4%	99444	-2865	-2.8%	132578	6043	4.8%	126.85	127.13
2022/05/17	12113	917	8.2%	114422	-7228	-5.9%	102309	-8145	-7.4%	126535	-6311	-4.8%	129.37	127.86
2022/05/10	11196	-7389	-39.8%	121650	2271	1.9%	110454	9660	9.6%	132846	-5118	-3.7%	130.44	129.33
2022/05/03	18585	4316	30.2%	119379	9575	8.7%	100794	5259	5.5%	137964	13891	11.2%	130.13	130.55
2022/04/26	14269	1546	12.2%	109804	-10106	-8.4%	95535	-11652	-10.9%	124073	-8560	-6.5%	127.22	129.76
2022/04/19	12723	2798	28.2%	119910	-1842	-1.5%	107187	-4640	-4.1%	132633	956	0.7%	128.94	128.54
2022/04/12	9925	-4658	-31.9%	121752	3340	2.8%	111827	7998	7.7%	131677	-1318	-1.0%	125.38	126.39
2022/04/05	14583	-691	-4.5%	118412	1007	0.9%	103829	1698	1.7%	132995	316	0.2%	123.60	124.35
2022/03/29	15274	-21402	-58.4%	117405	2247	2.0%	102131	23649	30.1%	132679	-19155	-12.6%	122.88	122.54
2022/03/22	36676	2660	7.8%	115158	18802	19.5%	78482	16142	25.9%	151834	21462	16.5%	121.19	122.09
2022/03/15	34016	18468	118.8%	96356	24952	34.9%	62340	6484	11.6%	130372	43420	49.9%	118.32	119.15
2022/03/08	15548	883	6.0%	71404	-11993	-14.4%	55856	-12876	-18.7%	86952	-11110	-11.3%	115.67	117.25
2022/03/01	14665	3689	33.6%	83397	9234	12.5%	68732	5545	8.8%	98062	12923	15.2%	114.91	114.81
2022/02/22	10976	551	5.3%	74163	-2424	-3.2%	63187	-2975	-4.5%	85139	-1873	-2.2%	115.06	115.53
2022/02/15	10425	-5267	-33.6%	76587	1747	2.3%	66162	7014	11.9%	87012	-3520	-3.9%	115.62	115.08
2022/02/08	15692	1182	8.1%	74840	-310	-0.4%	59148	-1492	-2.5%	90532	872	1.0%	115.55	115.29
2022/02/01	14510	-1356	-8.5%	75150	-8989	-10.7%	60640	-7633	-11.2%	89660	-10345	-10.3%	114.70	115.19
2022/01/25	15866	7864	98.3%	84139	-4742	-5.3%	68273	-12606	-15.6%	100005	3122	3.2%	113.86	115.25
2022/01/18	8002	-14362	-64.2%	88881	-21008	-19.1%	80879	-6646	-7.6%	96883	-35370	-26.7%	114.61	113.65
2022/01/11	22364	-18452	-45.2%	109889	6811	6.6%	87525	25263	40.6%	132253	-11641	-8.1%	115.32	114.19
2022/01/04	40816	8341	25.7%	103078	17501	20.5%	62262	9160	17.2%	143894	25842	21.9%	116.14	115.56
2021/12/28	32475	10284	46.3%	85577	11100	14.9%	53102	816	1.6%	118052	21384	22.1%	114.81	115.10
2021/12/21	22191	1960	9.7%	74477	723	1.0%	52286	-1237	-2.3%	96668	2683	2.9%	114.08	114.35
2021/12/14	20231	7083	53.9%	73754	-2475	-3.2%	53523	-9558	-15.2%	93985	4608	5.2%	113.75	113.75
2021/12/07	13148	-1437	-9.9%	76229	-17222	-18.4%	63081	-15785	-20.0%	89377	-18659	-17.3%	113.57	113.42
2021/11/30	14585			93451			78866			108036			113.19	112.77

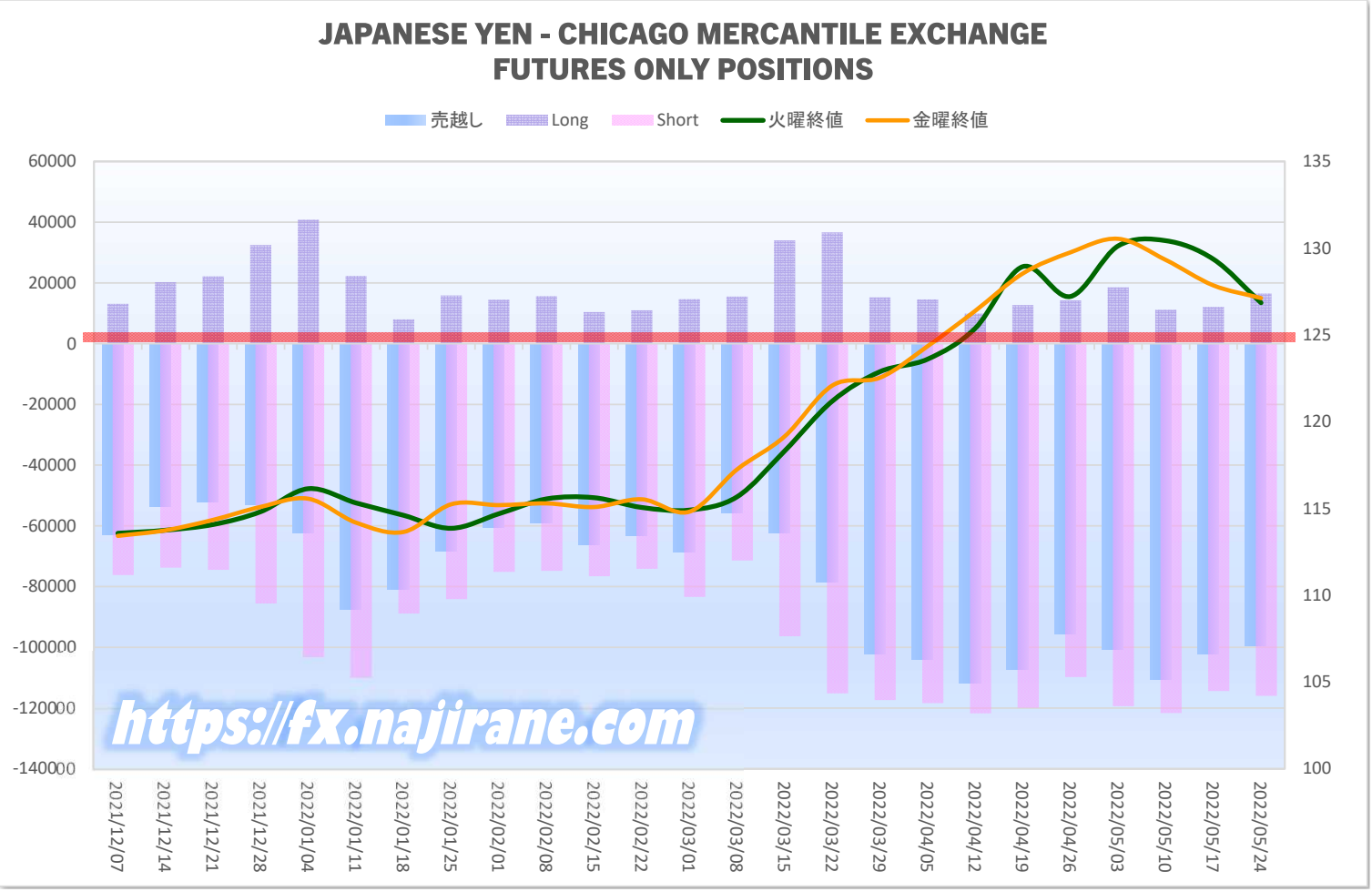

EURO FX - CHICAGO MERCANTILE EXCHANGE **Code-099741**

2021/11/30 ～ 2022/05/24 **2022/05/27 NYクローズ時公表値**

Report_Date	Non Commercial Positions												参考引け値	
	Long	増減		Short	増減		売り越し	増減		売買計	増減		5/24(火)	5/27(金)
2022/05/24	237072	6302	2.7%	198142	-12289	-5.8%	-38930	18591	91.4%	435214	-5987	-1.4%	1.0733	1.0734
2022/05/17	230770	2540	1.1%	210431	-1270	-0.6%	-20339	3810	23.1%	441201	1270	0.3%	1.0550	1.0557
2022/05/10	228230	19781	9.5%	211701	-3126	-1.5%	-16529	-22907	-359.2%	439931	16655	3.9%	1.0530	1.0402
2022/05/03	208449	-14544	-6.5%	214827	14035	7.0%	6378	-28579	-128.7%	423276	-509	-0.1%	1.0526	1.0548
2022/04/26	222993	1990	0.9%	200792	11090	5.8%	-22201	-9100	-29.1%	423785	13080	3.2%	1.0640	1.0549
2022/04/19	221003	-642	-0.3%	189702	7117	3.9%	-31301	-7759	-19.9%	410705	6475	1.6%	1.0790	1.0793
2022/04/12	221645	10731	5.1%	182585	-959	-0.5%	-39060	11690	42.7%	404230	9772	2.5%	1.0828	1.0808
2022/04/05	210914	10871	5.4%	183544	4875	2.7%	-27370	5996	28.1%	394458	15746	4.2%	1.0906	1.0878
2022/03/29	200043	-7008	-3.4%	178669	-4539	-2.5%	-21374	-2469	-10.4%	378712	-11547	-3.0%	1.1088	1.1048
2022/03/22	207051	5011	2.5%	183208	-38	0.0%	-23843	5049	26.9%	390259	4973	1.3%	1.1032	1.0984
2022/03/15	202040	-40643	-16.7%	183246	-593	-0.3%	-18794	-40050	-68.1%	385286	-41236	-9.7%	1.0965	1.1050
2022/03/08	242683	14298	6.3%	183839	20393	12.5%	-58844	-6095	-9.4%	426522	34691	8.9%	1.0902	1.0910
2022/03/01	228385	14190	6.6%	163446	8557	5.5%	-64939	5633	9.5%	391831	22747	6.2%	1.1120	1.0935
2022/02/22	214195	-3704	-1.7%	154889	-15429	-9.1%	-59306	11725	24.6%	369084	-19133	-4.9%	1.1327	1.1266
2022/02/15	217899	-1074	-0.5%	170318	-9813	-5.4%	-47581	8739	22.5%	388217	-10887	-2.7%	1.1358	1.1325
2022/02/08	218973	5410	2.5%	180131	-3716	-2.0%	-38842	9126	30.7%	399104	1694	0.4%	1.1418	1.1342
2022/02/01	213563	155	0.1%	183847	1999	1.1%	-29716	-1844	-5.8%	397410	2154	0.5%	1.1271	1.1455
2022/01/25	213408	1507	0.7%	181848	-5469	-2.9%	-31560	6976	28.4%	395256	-3962	-1.0%	1.1303	1.1150
2022/01/18	211901	7540	3.7%	187317	-11039	-5.6%	-24584	18579	309.4%	399218	-3499	-0.9%	1.1328	1.1342
2022/01/11	204361	5288	2.7%	198356	-2271	-1.1%	-6005	-7559	-486.4%	402717	3017	0.8%	1.1369	1.1415
2022/01/04	199073	456	0.2%	200627	-4624	-2.3%	1554	-5080	-76.6%	399700	-4168	-1.0%	1.1285	1.1361
2021/12/28	198617	2022	1.0%	205251	-1506	-0.7%	6634	-3528	-34.7%	403868	516	0.1%	1.1307	1.1376
2021/12/21	196595	7065	3.7%	206757	5348	2.7%	10162	-1717	-14.5%	403352	12413	3.2%	1.1281	1.1314
2021/12/14	189530	-5339	-2.7%	201409	-1759	-0.9%	11879	3580	43.1%	390939	-7098	-1.8%	1.1257	1.1237
2021/12/07	194869	3821	2.0%	203168	-11120	-5.2%	8299	-14941	-64.3%	398037	-7299	-1.8%	1.1269	1.1317
2021/11/30	191048			214288			23240			405336			1.1339	1.1309

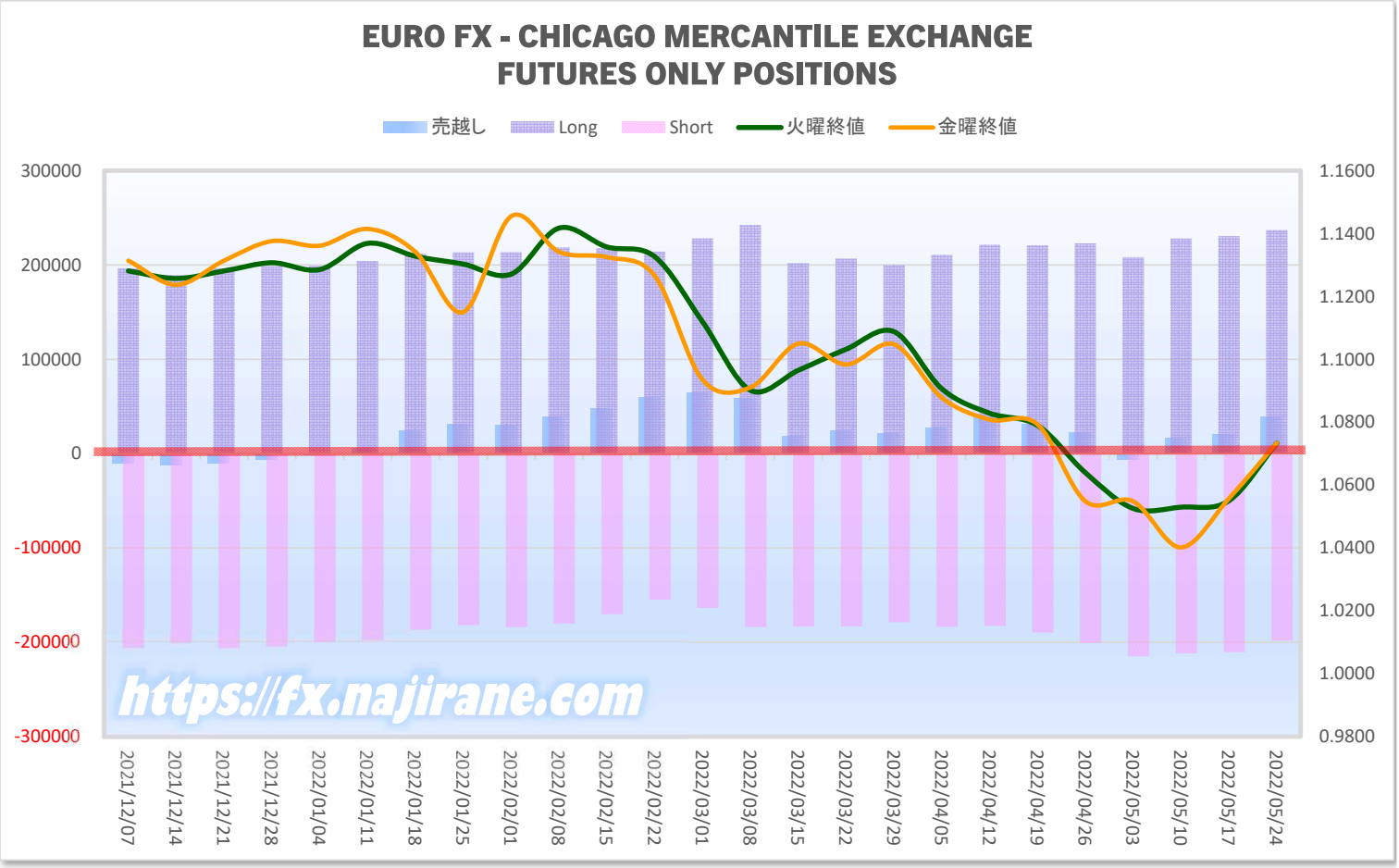

	2022/04/26			2022/05/03			2022/05/10			2022/05/17			2022/05/24		
	Long	Short	売り越し	Long	Short	売り越し	Long	Short	売り越し	Long	Short	売り越し	Long	Short	売り越し
JPY	14269	109804	95535	18585	119379	100794	11196	121650	110454	12113	114422	102309	**16567**	**116011**	**99444**
	前週比 枚数増減（枚）			4316	9575	5259	-7389	2271	9660	917	-7228	-8145	4454	1589	-2865
	前週比 枚数増減（%）			30.2%	8.7%	5.5%	-39.8%	1.9%	9.6%	8.2%	-5.9%	-7.4%	36.8%	1.4%	-2.8%
EUR	222993	200792	-22201	208449	214827	6378	228230	211701	-16529	230770	210431	-20339	**237072**	**198142**	**-38930**
	前週比 枚数増減（枚）			-14544	14035	28579	19781	-3126	22907	2540	-1270	3810	6302	-12289	18591
	前週比 枚数増減（%）			-6.5%	7.0%	128.7%	9.5%	-1.5%	359.2%	1.1%	-0.6%	23.1%	2.7%	-5.8%	91.4%
GBP	40436	110057	69621	33536	107349	73813	29469	109067	79598	26613	105854	79241	**25936**	**106308**	**80372**
	前週比 枚数増減（枚）			-6900	-2708	4192	-4067	1718	5785	-2856	-3213	-357	-677	454	1131
	前週比 枚数増減（%）			-17.1%	-2.5%	6.0%	-12.1%	1.6%	7.8%	-9.7%	-2.9%	-0.4%	-2.5%	0.4%	1.4%
AUD	47105	74756	27651	46995	75511	28516	36869	78583	41714	41473	86115	44642	**36579**	**82025**	**45446**
	前週比 枚数増減（枚）			-110	755	865	-10126	3072	13198	4604	7532	2928	-4894	-4090	804
	前週比 枚数増減（%）			-0.2%	1.0%	3.1%	-21.5%	4.1%	46.3%	12.5%	9.6%	7.0%	-11.8%	-4.7%	1.8%
CAD	48787	27906	-20881	44670	35641	-9029	38679	44086	5407	36069	50565	14496	**28999**	**41686**	**12687**
	前週比 枚数増減（枚）			-4117	7735	-11852	-5991	8445	14436	-2610	6479	9089	-7070	-8879	-1809
	前週比 枚数増減（%）			-8.4%	27.7%	-56.8%	-13.4%	23.7%	159.9%	-6.7%	14.7%	168.1%	-19.6%	-17.6%	-12.5%
CHF	4455	17324	12869	4357	18264	13907	4727	20490	15763	5240	21832	16592	**1355**	**21028**	**19673**
	前週比 枚数増減（枚）			-98	940	1038	370	2226	1856	513	1342	829	-3885	-804	3081
	前週比 枚数増減（%）			-2.2%	5.4%	8.1%	8.5%	12.2%	13.3%	10.9%	6.5%	5.3%	-74.1%	-3.7%	18.6%
NZD	22085	22019	-66	17427	24037	6610	15203	28199	12996	14998	32765	17767	**10749**	**30070**	**19321**
	前週比 枚数増減（枚）			-4658	2018	6676	-2224	4162	6386	-205	4566	4771	-4249	-2695	1554
	前週比 枚数増減（%）			-21.1%	9.2%	10115.2%	-12.8%	17.3%	96.6%	-1.3%	16.2%	36.7%	-28.3%	-8.2%	8.7%
MXN	67389	47263	-20126	63860	49237	-14623	63921	47196	-16725	77819	49604	-28215	**83031**	**53239**	**-29792**
	前週比 枚数増減（枚）			-3529	1974	-5503	61	-2041	2102	13898	2408	11490	5212	3635	1577
	前週比 枚数増減（%）			-5.2%	4.2%	-27.3%	0.1%	-4.1%	14.4%	21.7%	5.1%	68.7%	6.7%	7.3%	5.6%
Total All 8	**467519**	**609921**	**142402**	**437879**	**644245**	**206366**	**428294**	**660972**	**232678**	**445095**	**671588**	**226493**	**440288**	**648509**	**208221**
	前週比 枚数増減（枚）			-29640	34324	63964	-9585	16727	26312	16801	10616	-6185	-4807	-23079	-18272
	前週比 枚数増減（%）			-6.3%	5.6%	44.9%	-2.2%	2.6%	12.8%	3.9%	1.6%	-2.7%	-1.1%	-3.4%	-8.1%
Total 7 （MXN除く）	**400130**	**562658**	**162528**	**374019**	**595008**	**220989**	**364373**	**613776**	**249403**	**367276**	**621984**	**254708**	**357257**	**595270**	**238013**
	前週比 枚数増減（枚）			-26111	32350	58461	-9646	18768	28414	2903	8208	5305	-10019	-26714	-16695
	前週比 枚数増減（%）			-6.5%	5.7%	36.0%	-2.6%	3.2%	12.9%	0.8%	1.3%	2.1%	-2.7%	-4.3%	-6.6%

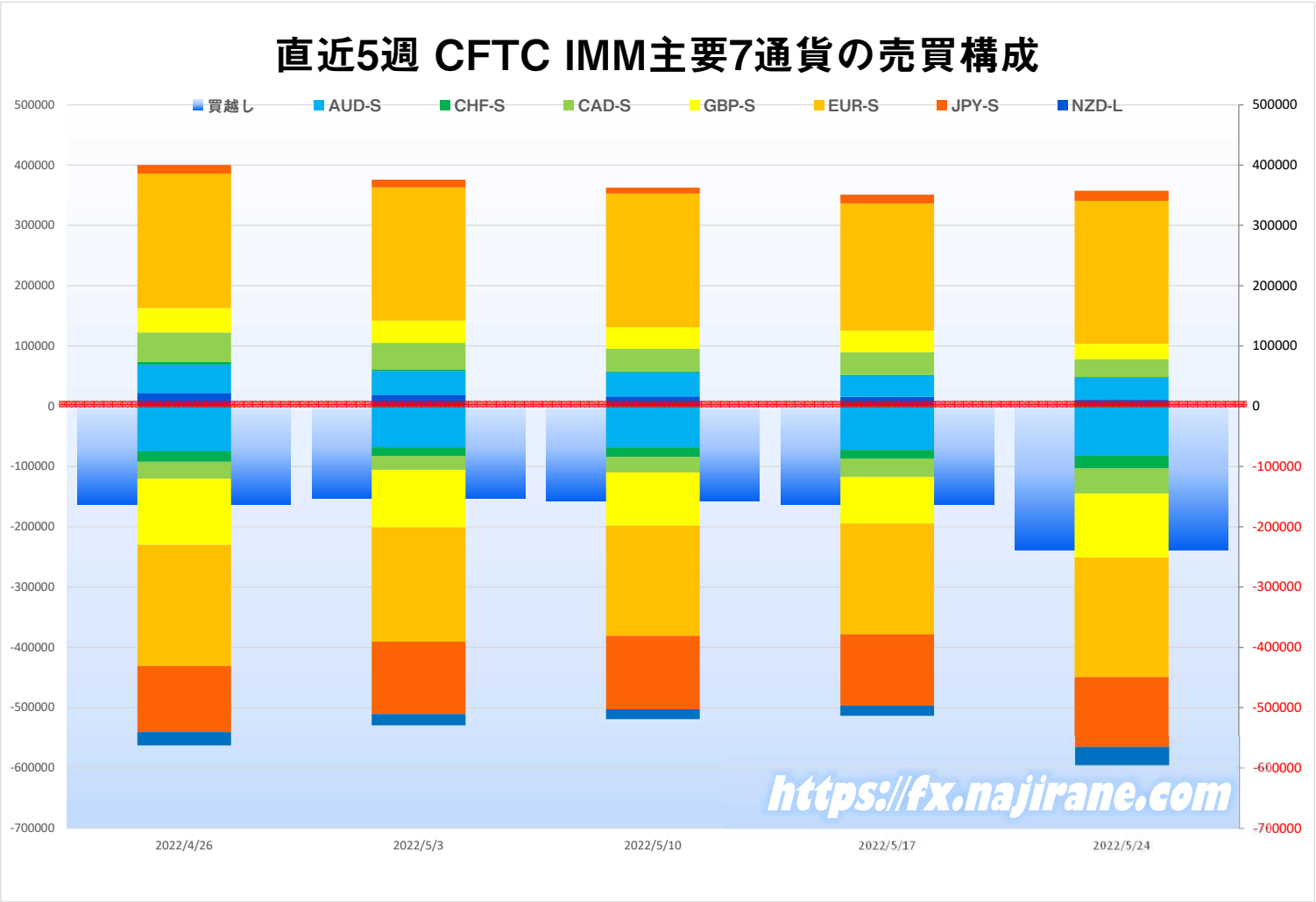

JAPANESE YEN - CHICAGO MERCANTILE EXCHANGE
FUTURES ONLY POSITIONS

Code-097741
2022/05/27 公表値

Date	投機筋集計				実需筋集計				投機筋＋実需筋合計				ドル円終値	
	円買い	円売り	売り越し	売買計	円買い	円売り	売り越し	売買計	円買い	円売り	売り越し	売買計	火曜締め	金曜締め
2022/05/24	16567	116011	99444	132578	192215	85516	-106699	277731	208782	201527	-7255	410309	126.85	127.13
2022/05/17	12113	114422	102309	126535	204417	89355	-115062	293772	216530	203777	-12753	420307	129.37	127.86
2022/05/10	11196	121650	110454	132846	213084	88157	-124927	301241	224280	209807	-14473	434087	130.44	129.33
2022/05/03	18585	119379	100794	137964	215563	95299	-120264	310862	234148	214678	-19470	448826	130.13	130.55
2022/04/26	14269	109804	95535	124073	201828	86907	-114921	288735	216097	196711	-19386	412808	127.22	129.76
2022/04/19	12723	119910	107187	132633	216101	86259	-129842	302360	228824	206169	-22655	434993	128.94	128.54
2022/04/12	9925	121752	111827	131677	212850	80948	-131902	293798	222775	202700	-20075	425475	125.38	126.39
2022/04/05	14583	118412	103829	132995	205209	79985	-125224	285194	219792	198397	-21395	418189	123.60	124.35
2022/03/29	15274	117405	102131	132679	201190	76340	-124850	277530	216464	193745	-22719	410209	122.88	122.54
2022/03/22	36676	115158	78482	151834	189100	84310	-104790	273410	225776	199468	-26308	425244	121.19	122.09
2022/03/15	34016	96356	62340	130372	163089	75492	-87597	238581	197105	171848	-25257	368953	118.32	119.15
2022/03/08	15548	71404	55856	86952	170330	93673	-76657	264003	185878	165077	-20801	350955	115.67	117.25
2022/03/01	14665	83397	68732	98062	167605	88070	-79535	255675	182270	171467	-10803	353737	114.91	114.81
2022/02/22	10976	74163	63187	85139	162044	79564	-82480	241608	173020	153727	-19293	326747	115.06	115.53
2022/02/15	10425	76587	66162	87012	166645	80389	-86256	247034	177070	156976	-20094	334046	115.62	115.08
2022/02/08	15692	74840	59148	90532	159601	83644	-75957	243245	175293	158484	-16809	333777	115.55	115.29
2022/02/01	14510	75150	60640	89660	160358	81005	-79353	241363	174868	156155	-18713	331023	114.70	115.19
2022/01/25	15866	84139	68273	100005	160178	77315	-82863	237493	176044	161454	-14590	337498	113.86	115.25
2022/01/18	8002	88881	80879	96883	173701	73961	-99740	247662	181703	162842	-18861	344545	114.61	113.65
2022/01/11	22364	109889	87525	132253	189708	81316	-108392	271024	212072	191205	-20867	403277	115.32	114.19
2022/01/04	40816	103078	62262	143894	170537	85793	-84744	256330	211353	188871	-22482	400224	116.14	115.56
2021/12/28	32475	85577	53102	118052	150647	78283	-72364	228930	183122	163860	-19262	346982	114.81	115.10
2021/12/21	22191	74477	52286	96668	142161	71002	-71159	213163	164352	145479	-18873	309831	114.08	114.35
2021/12/14	20231	73754	53523	93985	136938	65878	-71060	202816	157169	139632	-17537	296801	113.75	113.75
2021/12/07	13148	76229	63081	89377	163847	83350	-80497	247197	176995	159579	-17416	336574	113.57	113.42
2021/11/30	14585	93451	78866	108036	177285	85252	-92033	262537	191870	178703	-13167	370573	113.19	112.77
2021/11/23	20285	117538	97253	137823	205923	89698	-116225	295621	226208	207236	-18972	433444	115.11	113.25
2021/11/16	24635	117761	93126	142396	203468	87710	-115758	291178	228103	205471	-22632	433574	114.84	114.00
2021/11/09	16440	121791	105351	138231	203044	79845	-123199	282889	219484	201636	-17848	421120	112.90	113.88
2021/11/02	20337	127961	107624	148298	207612	81607	-126005	289219	227949	209568	-18381	437517	113.97	113.40

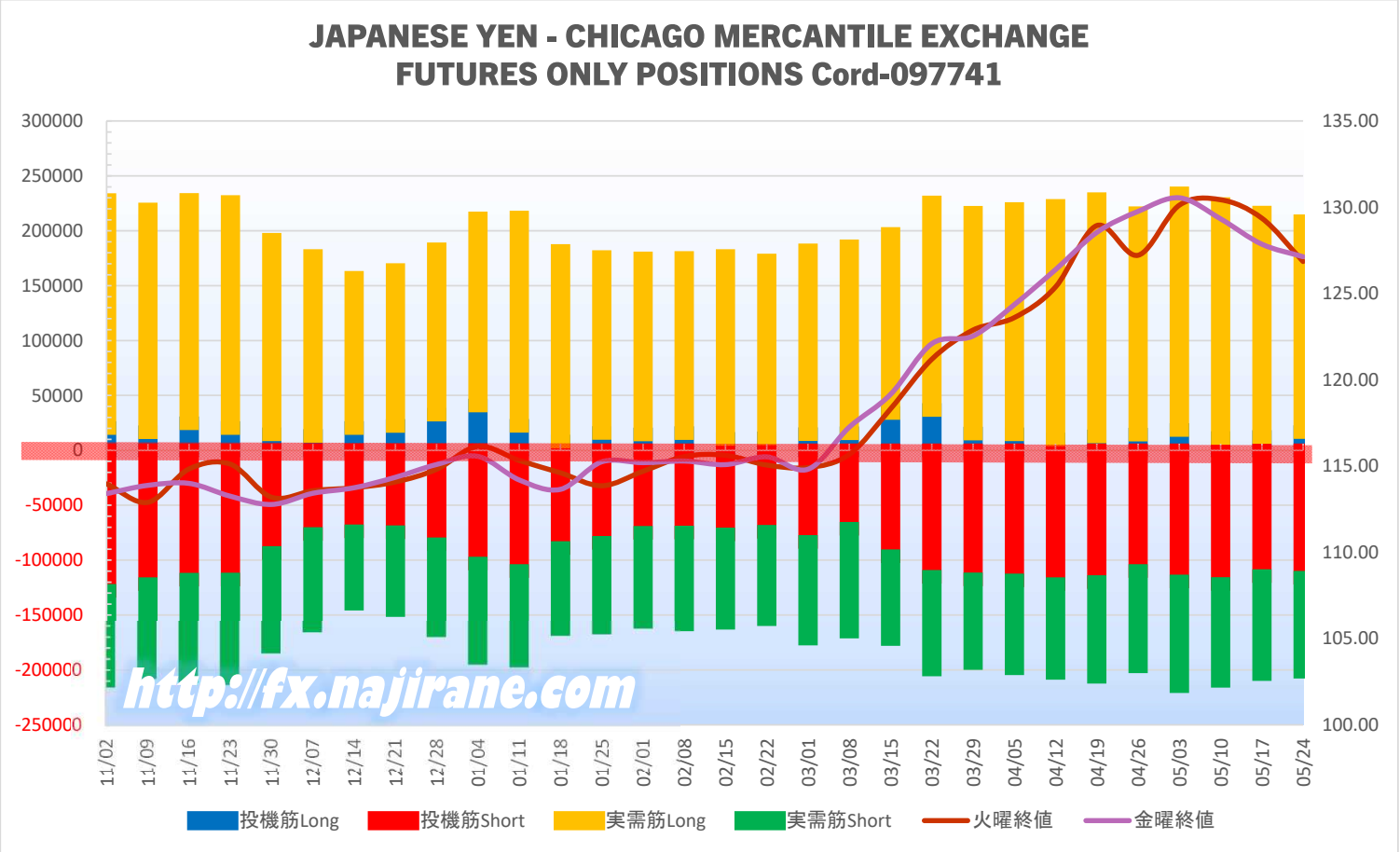

EURO FX - CHICAGO MERCANTILE EXCHANGE
FUTURES ONLY POSITIONS

Code-099741
2022/05/27 公表値

Date	投機筋集計				実需筋集計				投機筋＋実需筋合計				ユーロドル終値	
	EUR買い	EUR売り	売り越し	売買計	EUR買い	EUR売り	売り越し	売買計	EUR買い	EUR売り	売り越し	売買計	火曜締め	金曜締め
2022/05/24	237072	198142	-38930	435214	366345	438945	72600	805290	603417	637087	33670	1240504	1.0733	1.0734
2022/05/17	230770	210431	-20339	441201	372113	423630	51517	795743	602883	634061	31178	1236944	1.0550	1.0557
2022/05/10	228230	211701	-16529	439931	376043	419069	43026	795112	604273	630770	26497	1235043	1.0530	1.0402
2022/05/03	208449	214827	6378	423276	383222	407808	24586	791030	591671	622635	30964	1214306	1.0526	1.0548
2022/04/26	222993	200792	-22201	423785	368280	414387	46107	782667	591273	615179	23906	1206452	1.0640	1.0549
2022/04/19	221003	189702	-31301	410705	362930	412656	49726	775586	583933	602358	18425	1186291	1.0790	1.0793
2022/04/12	221645	182585	-39060	404230	359853	420603	60750	780456	581498	603188	21690	1184686	1.0828	1.0808
2022/04/05	210914	183544	-27370	394458	357140	406757	49617	763897	568054	590301	22247	1158355	1.0906	1.0878
2022/03/29	200043	178669	-21374	378712	364163	411511	47348	775674	564206	590180	25974	1154386	1.1088	1.1048
2022/03/22	207051	183208	-23843	390259	357492	403870	46378	761362	564543	587078	22535	1151621	1.1032	1.0984
2022/03/15	202040	183246	-18794	385286	369253	411882	42629	781135	571293	595128	23835	1166421	1.0965	1.1050
2022/03/08	242683	183839	-58844	426522	386654	470527	83873	857181	629337	654366	25029	1283703	1.0902	1.0910
2022/03/01	228385	163446	-64939	391831	390260	485365	95105	875625	618645	648811	30166	1267456	1.1120	1.0935
2022/02/22	214195	154889	-59306	369084	379583	477633	98050	857216	593778	632522	38744	1226300	1.1327	1.1266
2022/02/15	217899	170318	-47581	388217	383827	468884	85057	852711	601726	639202	37476	1240928	1.1358	1.1325
2022/02/08	218973	180131	-38842	399104	382426	455678	73252	838104	601399	635809	34410	1237208	1.1418	1.1342
2022/02/01	213563	183847	-29716	397410	376805	434272	57467	811077	590368	618119	27751	1208487	1.1271	1.1455
2022/01/25	213408	181848	-31560	395256	379154	435412	56258	814566	592562	617260	24698	1209822	1.1303	1.1150
2022/01/18	211901	187317	-24584	399218	389617	440081	50464	829698	601518	627398	25880	1228916	1.1328	1.1342
2022/01/11	204361	198356	-6005	402717	389191	422581	33390	811772	593552	620937	27385	1214489	1.1369	1.1415
2022/01/04	199073	200627	1554	399700	388742	415200	26458	803942	587815	615827	28012	1203642	1.1285	1.1361
2021/12/28	198617	205251	6634	403868	384857	403390	18533	788247	583474	608641	25167	1192115	1.1307	1.1376
2021/12/21	196595	206757	10162	403352	381670	397296	15626	778966	578265	604053	25788	1182318	1.1281	1.1314
2021/12/14	189530	201409	11879	390939	378079	394668	16589	772747	567609	596077	28468	1163686	1.1257	1.1237
2021/12/07	194869	203168	8299	398037	418656	438831	20175	857487	613525	641999	28474	1255524	1.1269	1.1317
2021/11/30	191048	214288	23240	405336	407774	418645	10871	826419	598822	632933	34111	1231755	1.1339	1.1309
2021/11/23	204214	220666	16452	424880	403595	420430	16835	824025	607809	641096	33287	1248905	1.1249	1.1324
2021/11/16	198181	202007	3826	400188	404266	431251	26985	835517	602447	633258	30811	1235705	1.1322	1.1288
2021/11/09	192544	188771	-3773	381315	389822	421863	32041	811685	582366	610634	28268	1193000	1.1592	1.1446
2021/11/02	191496	197634	6138	389130	392882	415610	22728	808492	584378	613244	28866	1197622	1.1579	1.1567

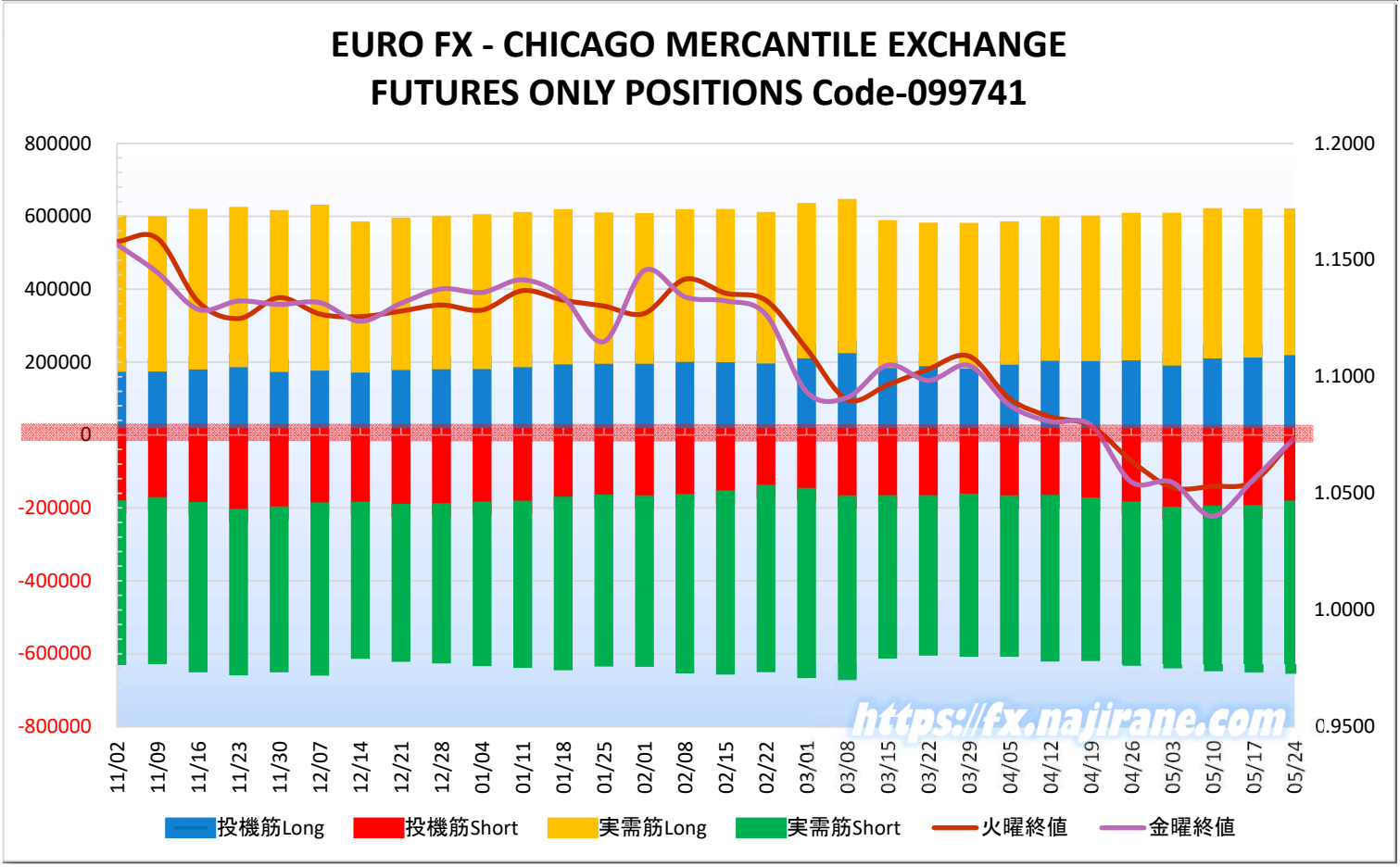

Bitcoin/USD 及び CME Futures (当月及び限月別)

※取引単位＝5ビットコイン
（CME CFビットコイン参考基準レート＝BRRを対象）

Bitcoin/USD					CME Futures 2022/05		CME Futures 2022/065		CME Futures 2022/07		CME Futures 2022/08		CME Futures 2022/09	
Date	Open	High	Low	Close	Close	Volume	Close	Volume	Close	Volume	Close	Volume	Close	Volume
2022/3/20	42191	42241	41005	41248	0	0	0	0	0	0	0	0	0	0
2022/3/21	41246	41454	40668	41078	41355	185	41500	26	41670	2	41840	0	0	0
2022/3/22	41074	43125	40948	42359	42610	364	42760	129	42960	30	43155	3	0	0
2022/3/23	42364	42894	41878	42893	42475	1293	42655	93	42885	29	43075	6	0	0
2022/3/24	42887	44132	42726	43961	44345	3105	44515	190	44735	0	44925	0	0	0
2022/3/25	43965	44999	43706	44349	44825	520	45005	125	45210	2	45385	0	45560	4
2022/3/26	44350	44736	44166	44501	0	0	0	0	0	0	0	0	0	0
2022/3/27	44505	46828	44437	46820	0	0	0	0	0	0	0	0	0	0
2022/3/28	46822	48087	46690	47128	48345	546	48520	244	48725	102	48960	5	49205	4
2022/3/29	47100	48022	47100	47466	48055	365	48215	90	48395	2	48630	2	48875	2
2022/3/30	47457	47655	46746	47063	47375	881	47525	103	47710	11	47890	7	48135	6
2022/3/31	47062	47512	45391	45539	45870	716	46030	178	46225	12	46440	0	46655	1
2022/4/1	45554	46616	44403	46282	46680	622	46860	100	47070	5	47285	0	47490	0
2022/4/2	46286	47028	45783	45869	0	0	0	0	0	0	0	0	0	0
2022/4/3	45859	47313	45634	46454	0	0	0	0	0	0	0	0	0	0
2022/4/4	46445	46791	45236	46623	46215	329	46380	36	46575	8	46790	0	46995	0
2022/4/5	46625	47106	45545	45556	46260	498	46420	48	46615	1	46820	0	47025	1
2022/4/6	45544	45544	43194	43207	43850	544	43985	67	44140	5	44345	1	44550	0
2022/4/7	43208	43861	42900	43504	43445	662	43590	114	43755	0	43950	0	44155	0
2022/4/8	43505	43903	42183	42288	42770	513	42915	27	43080	16	43295	0	43500	0
2022/4/9	42282	42787	42183	42782	0	0	0	0	0	0	0	0	0	0
2022/4/10	42781	43376	42021	42208	0	0	0	0	0	0	0	0	0	0
2022/4/11	42201	42425	39373	39522	40015	501	40145	47	40305	3	40495	0	40695	0
2022/4/12	39534	40618	39388	40127	39305	945	39390	271	39520	3	39695	3	39890	5
2022/4/13	40124	41430	39713	41167	41140	848	41220	168	41355	6	41520	1	41705	0
2022/4/14	41160	41451	39696	39936	39835	345	39905	6	40045	0	40215	0	40405	0
2022/4/15	39939	40618	39867	40553	0	0	0	0	0	0	0	0	0	0
2022/4/16	40552	40634	40078	40424	0	0	0	0	0	0	0	0	0	0
2022/4/17	40418	40571	39621	39717	0	0	0	0	0	0	0	0	0	0
2022/4/18	39721	40986	38696	40826	40705	806	40765	83	40855	47	40995	1	41170	1
2022/4/19	40828	41673	40619	41503	41540	746	41610	29	41710	17	41865	0	42040	0
2022/4/20	41502	42126	40961	41374	41255	559	41325	58	41430	11	41580	2	41745	2
2022/4/21	41372	42894	40064	40527	41280	692	41355	18	41465	1	41610	0	41765	0
2022/4/22	40526	40778	39315	39740	39470	781	39530	94	39635	8	39795	1	39955	1
2022/4/23	39739	39936	39352	39487	0	0	0	0	0	0	0	0	0	0
2022/4/24	39478	39846	39234	39469	0	0	0	0	0	0	0	0	0	0
2022/4/25	39473	40492	38338	40458	40255	3308	40320	119	40420	26	40565	3	40715	0
2022/4/26	40448	40714	37885	38117	38315	5662	38395	95	38515	18	38655	1	38805	0
2022/4/27	38120	39398	37997	39241	38935	4375	39035	358	39135	39	39245	19	39375	5
2022/4/28	39241	40269	38941	39774	40025	6542	40165	3062	40285	83	40410	16	40535	0
2022/4/29	39769	39887	38236	38610	38285	4974	38380	346	38475	57	38595	17	38725	0
2022/4/30	38606	38771	37698	37715	0	0	0	0	0	0	0	0	0	0
2022/5/1	37713	38628	37586	38469	0	0	0	0	0	0	0	0	0	0
2022/5/2	38472	39075	38157	38529	38540	4364	38610	614	38705	6	38815	0	38945	1
2022/5/3	38528	38630	37586	37750	37635	4864	37735	939	37830	48	37950	0	38080	2
2022/5/4	37748	39903	37732	39698	39900	8011	39950	1062	40015	74	40125	8	40250	1
2022/5/5	39696	39789	35857	36575	36270	10002	36325	1368	36440	333	36585	27	36720	6
2022/5/6	36573	36624	35482	36041	35925	5712	36000	577	36110	52	36230	10	36340	1
2022/5/7	36043	36130	34941	35502	0	0	0	0	0	0	0	0	0	0
2022/5/8	35503	35503	33879	34059	0	0	0	0	0	0	0	0	0	0
2022/5/9	34060	34222	30297	30297	30930	12896	30960	992	31030	122	31100	21	31240	24
2022/5/10	30274	32596	29945	31023	31280	7243	31325	892	31385	97	31460	4	31600	1
2022/5/11	31016	32013	28170	28936	29195	19281	29220	1977	29280	182	29355	7	29485	1
2022/5/12	28937	30032	26350	29048	28585	15142	28585	1782	28630	93	28665	54	28785	6
2022/5/13	29031	30925	28782	29283	30035	6899	30065	910	30115	63	30150	12	30270	3
2022/5/14	29286	30193	28703	30101	0	0	0	0	0	0	0	0	0	0
2022/5/15	30099	31308	29528	31305	0	0	0	0	0	0	0	0	0	0
2022/5/16	31304	31305	29252	29863	29505	6177	29525	663	29580	81	29630	23	29720	0
2022/5/17	29862	30694	29570	30426	30000	7459	30030	787	30105	113	30195	80	30315	9
2022/5/18	30424	30619	28720	28720	29185	7228	29185	558	29240	15	29325	0	29445	0
2022/5/19	28720	30431	28709	30314	29945	8809	29955	1108	30040	138	30130	5	30250	2
2022/5/20	30311	30665	28794	29201	29260	9098	29255	1464	29330	69	29415	33	29535	0
2022/5/21	29200	29589	29027	29432	0	0	0	0	0	0	0	0	0	0
2022/5/22	29432	30426	29275	30324	0	0	---	---	---	---	---	---	---	---
2022/5/23	30309	30591	28976	29099	29015	11285	29075	4267	29145	103	29230	6	29350	0
2022/5/24	29101	29774	28787	29656	29305	11237	29335	5115	29405	64	29485	1	29605	0
2022/5/25	29653	30158	29385	29562	29535	9662	29505	6328	29565	96	29645	0	29765	0
2022/5/26	29565	29834	28262	29267	29315	12168	29365	10553	29510	3425	29630	30	29720	7
2022/5/27	29251	29347	28327	28628	29042	12168	28815	10553	28900	3425	28980	30	29080	7

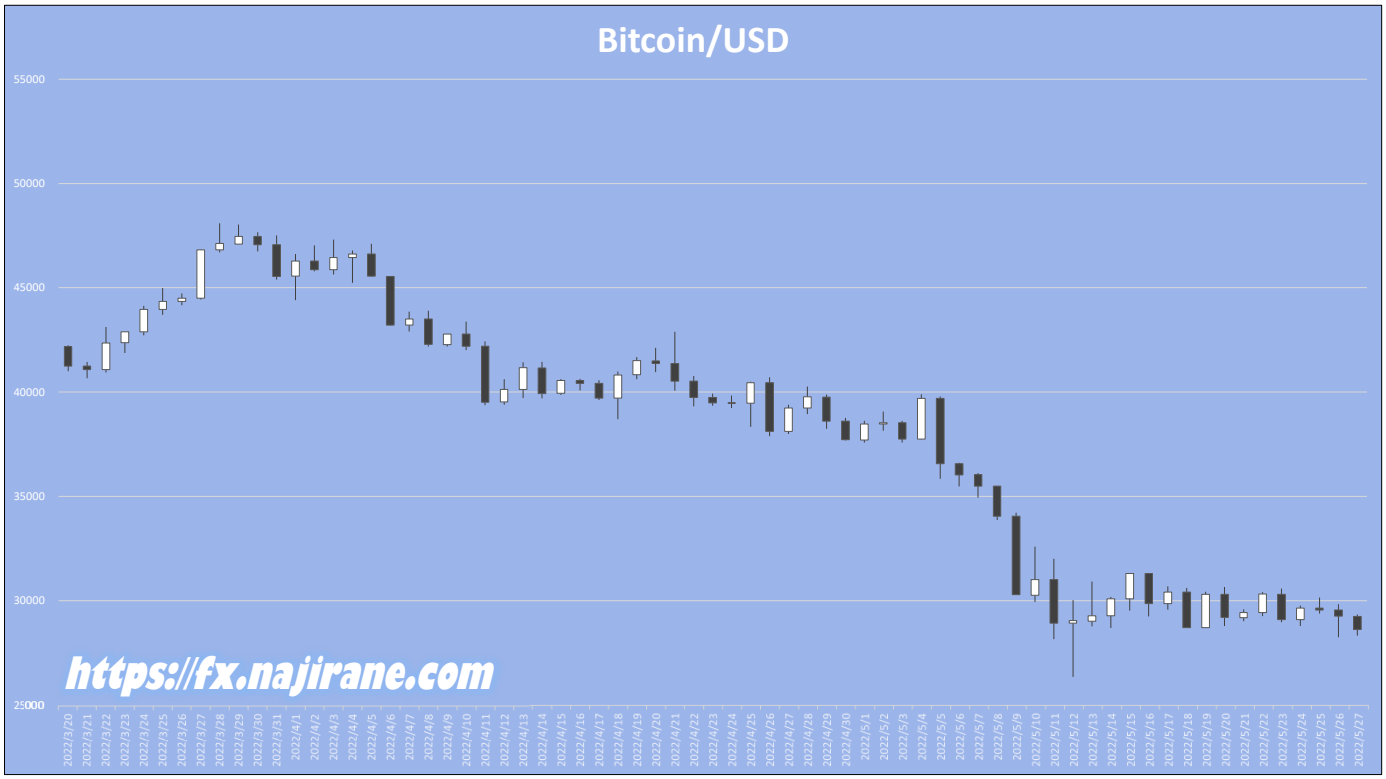

	BTC(BitCoin)/JPY					ETH(Ethereum)/JPY					XRP(Ripple)/JPY				
Date	Open	High	Low	Close	Volume	Open	High	Low	Close	Volume	Open	High	Low	Close	Volume
2022/3/29	5822226.50	5915342.50	5822226.50	5844160.00	3865724.52	412251.97	427454.44	412251.97	418865.59	2405016.60	106.6890	109.1574	104.1613	105.6402	261024.88
2022/3/30	5843072.50	5808400.00	5721128.50	5742918.00	3579527.26	418808.75	418574.16	409903.06	413080.81	1867319.64	105.6330	106.1950	103.9585	105.0426	223635.51
2022/3/31	5742855.00	5777681.00	5528363.00	5544202.50	4057517.97	413096.88	418018.19	398628.72	399530.53	2153158.01	105.0506	106.0458	97.7202	99.1709	317965.95
2022/4/1	5546088.00	5724026.50	5446369.00	5669825.50	4675191.06	399644.16	425212.50	395433.78	422594.28	2570563.03	99.1885	102.1314	99.2943	101.4040	256270.81
2022/4/2	5670297.50	5761293.50	5608678.50	5619267.50	3593938.14	422623.25	431382.03	421669.13	422043.88	2887680.64	101.4034	103.9595	101.0472	101.0584	198979.19
2022/4/3	5618064.50	5803874.50	5590497.00	5696903.00	3116732.77	422013.41	438405.19	419128.28	432027.97	1880484.62	101.0549	104.3229	100.1207	103.3765	165372.48
2022/4/4	5695885.50	5745688.50	5553375.00	5725271.00	3990978.30	431970.50	434096.75	420101.97	432408.91	2236186.89	103.3732	103.3766	99.5489	101.5865	230381.56
2022/4/5	5725496.00	5792736.00	5632002.50	5633386.00	3665312.64	432408.75	435939.94	421743.19	421897.16	2062809.66	101.5836	102.4710	100.9818	101.1084	191510.75
2022/4/6	5631946.50	5631946.50	5344226.00	5345807.50	4873997.14	421882.25	421882.25	392361.31	392421.56	3171420.98	101.1065	101.4041	94.1909	94.1945	312671.89
2022/4/7	5345902.00	5437191.50	5302528.50	5398773.50	3239222.24	392484.09	404556.63	390037.19	401245.34	2078095.20	94.2003	97.9884	93.7046	97.7898	202130.04
2022/4/8	5398933.00	5459044.00	5244437.00	5257413.50	3383628.36	401245.06	409719.59	395246.84	396854.56	2182780.15	97.7894	98.2627	93.3548	93.7481	209365.71
2022/4/9	5256719.00	5319470.50	5244432.50	5318888.50	1995512.14	396842.38	405543.53	396282.09	405537.69	1231825.95	93.7461	95.2406	93.7461	94.9327	125357.66
2022/4/10	5318758.50	5381188.50	5225232.00	5250627.00	2196213.82	405460.03	410645.81	399555.72	399555.72	1297123.88	94.9350	95.8307	93.9162	94.1226	130238.78
2022/4/11	5249802.00	5290610.00	4938846.00	4959208.00	4260034.98	399270.84	400863.34	371639.88	374062.44	2746983.67	94.0988	94.0988	86.0170	87.2114	297099.05
2022/4/12	4960690.50	5074956.00	4941561.00	5032681.00	3886899.80	374108.66	384777.25	371087.28	380064.50	2537927.01	87.2299	90.5184	86.9811	89.8764	249585.78
2022/4/13	5032228.00	5204485.00	4987769.00	5161690.50	3472049.23	380002.00	392132.09	378510.03	390993.59	2017253.27	89.8637	90.9386	88.6674	90.7599	210503.87
2022/4/14	5160874.00	5192088.00	5000790.50	5039503.00	3071741.57	390928.09	393665.69	376477.09	381085.41	1996520.80	90.7459	92.7137	89.5183	91.7180	216605.36
2022/4/15	5039993.50	5137532.50	5028881.50	5128108.00	2751220.23	381113.78	384761.41	379595.56	384533.09	1423437.64	91.7151	100.3160	91.6925	99.3509	366342.06
2022/4/16	5127963.00	5138252.00	5068038.00	5111798.00	2128602.83	384559.22	388828.75	381435.56	387238.41	1108577.05	99.3483	100.7994	97.2701	98.8662	193088.45
2022/4/17	5110950.00	5130291.50	5018699.50	5029139.50	2416961.99	387184.22	388941.16	378616.22	379038.19	1324883.70	98.8600	99.1908	95.0711	95.3677	171060.87
2022/4/18	5029677.50	5205057.50	4899383.00	5189542.50	4284366.81	379048.38	389172.91	366379.50	388661.56	2368036.55	95.3719	97.6715	92.7452	97.6249	271312.39
2022/4/19	5189791.50	5367043.00	5195273.50	5368246.00	3272887.53	388656.94	402478.28	389814.31	401506.09	1831037.13	97.6282	100.4805	97.5521	100.2518	237251.15
2022/4/20	5368115.50	5385546.50	5234670.00	5296541.00	3561317.43	401483.91	404583.59	389239.63	393997.63	1990295.58	100.2508	100.2508	95.1439	96.2901	230286.00
2022/4/21	5296174.50	5502724.50	5146085.50	5204848.50	4542856.21	394008.31	407115.22	380513.22	383676.16	2669195.04	96.2900	98.3790	93.1275	94.1606	255609.88
2022/4/22	5204655.50	5217453.00	5064848.00	5104645.00	3598105.75	383606.56	387591.25	379052.31	380833.22	2155750.52	94.1583	94.3974	92.2755	92.3805	241640.68
2022/4/23	5104440.00	5130600.00	5054791.50	5072899.50	2073267.73	380828.94	382242.69	375939.88	377462.44	1171264.40	92.3741	93.0838	90.8753	90.9196	171190.26
2022/4/24	5071826.00	5119046.00	5040372.00	5076086.50	2310374.30	377363.94	380824.09	375408.78	375888.25	1247094.71	90.8915	91.4495	89.6760	89.8638	142526.25
2022/4/25	5076513.00	5183693.50	4910322.00	5169601.00	4529113.67	375921.38	386525.72	359197.06	384528.28	2853581.88	89.8660	89.8652	83.0258	88.7310	303760.77
2022/4/26	5168337.50	5211164.00	4824994.00	4851114.00	4399521.46	384471.13	385795.28	354694.88	357405.09	2424706.19	88.7193	89.8540	80.7419	81.6675	274980.45
2022/4/27	4851475.50	5047937.00	4842030.50	5040429.50	3979438.12	357449.38	373090.13	357096.16	371076.19	2237465.83	81.6796	84.6510	81.6042	83.7887	221241.04
2022/4/28	5040468.50	5276533.00	5097981.50	5201986.00	4434237.31	371065.94	389235.75	374652.78	384120.06	2412213.22	83.7880	85.7426	83.4980	84.2757	202208.83
2022/4/29	5201304.00	5201260.00	4962703.50	5013292.50	4010002.62	384098.56	384590.63	361140.50	365591.84	2437325.98	84.2654	84.2370	78.3824	79.3881	254781.57
2022/4/30	5012778.00	5034248.00	4894889.50	4897088.00	3102739.09	365582.94	368347.88	354140.09	354501.13	1755626.77	79.3879	81.4313	75.5147	76.2309	214143.23
2022/5/1	4896879.00	5015634.50	4880327.00	5001194.00	3510507.33	354476.13	369157.88	354227.44	367623.84	1993339.25	76.2301	79.2356	75.4464	79.0231	215549.01
2022/5/2	5001596.00	5097310.50	4965828.50	5012819.50	4283367.47	367605.38	374157.78	362413.25	371760.53	2421201.81	79.0199	81.9515	78.3190	79.9188	219509.40
2022/5/3	5012661.00	5027816.00	4892285.50	4912219.00	3555875.79	371726.94	371831.91	359527.72	362195.50	1695000.03	79.9122	81.2664	77.8621	78.7050	190034.67
2022/5/4	4911901.00	5157259.00	4909615.00	5130659.00	4750177.52	362150.59	381481.22	361719.69	380052.00	2350474.51	78.6992	83.8396	78.6914	83.5509	253229.65
2022/5/5	5130319.50	5147991.00	4663374.50	4766646.50	5617812.08	379997.97	380679.38	352146.53	358290.50	2950933.55	83.5495	84.3951	76.1352	78.0496	284560.08
2022/5/6	4766391.00	4771733.00	4625229.00	4706043.00	4935156.97	358253.81	360080.69	344829.38	351896.94	2745678.46	78.0426	80.0872	77.1189	78.6806	261577.39
2022/5/7	4706249.50	4717664.50	4562397.50	4635667.00	3182882.31	351898.53	352115.41	339432.72	344207.81	1745693.06	78.6794	78.8464	74.9407	76.0399	163272.53
2022/5/8	4635796.00	4635796.00	4423745.50	4452870.50	4806359.66	344211.56	344565.25	326232.47	329129.94	2719665.89	76.0467	76.0774	73.4820	74.0671	196769.14
2022/5/9	4452969.00	4477348.00	3950101.75	3950101.75	8260257.76	329267.00	330777.50	291552.06	292758.13	4737152.39	74.0661	75.3723	62.6236	64.2693	429923.53
2022/5/10	3947064.00	4252414.50	3893453.25	4044437.25	7797528.58	292395.63	318753.78	286924.75	305522.09	4980384.38	64.2041	69.6222	62.1643	66.9610	450527.54
2022/5/11	4043560.75	4155533.25	3661117.00	3757313.25	9139816.96	305423.44	316861.88	262376.94	269058.13	5939666.02	66.9503	68.0019	49.7013	53.6759	686925.48
2022/5/12	3757362.50	3895610.50	3401233.50	3735677.75	8615123.49	269109.53	281323.72	225665.13	252284.08	5461004.54	53.6788	55.3205	44.7314	49.5392	596861.60
2022/5/13	3733512.00	3997419.50	3696457.00	3783522.75	5535286.54	252081.00	276584.84	249520.61	260272.86	3206363.20	49.5358	59.6168	49.1766	54.7076	381068.35
2022/5/14	3783850.75	3901060.50	3708558.75	3889233.50	3692661.29	260255.09	266605.41	252798.97	265680.81	1997127.10	54.7078	56.7861	51.5086	55.2705	261246.46
2022/5/15	3888887.25	4051655.75	3815131.00	4051257.25	3343407.17	265669.09	277879.16	259464.63	277680.19	1921261.98	55.2593	57.9278	53.8293	57.8952	184761.24
2022/5/16	4051161.75	4051287.00	3774871.00	3850667.50	4205391.90	277697.03	277697.03	256650.39	260819.95	2767097.29	57.8999	57.9208	53.1456	54.4791	237141.37
2022/5/17	3850601.75	3979801.75	3825928.75	3937876.75	3766467.90	260840.13	273976.19	260834.80	270551.91	2395653.77	54.4737	56.8640	54.4590	56.6396	206897.00
2022/5/18	3937698.25	3962023.50	3674284.75	3674284.75	4002433.87	270558.47	271833.16	245204.53	245204.53	2269663.82	56.6412	57.0773	51.9622	51.9622	204659.60
2022/5/19	3674296.00	3885577.25	3690852.00	3875878.75	4318148.06	245139.72	258996.52	245168.47	258057.00	2395291.62	51.9489	53.9000	51.1014	53.6966	199104.49
2022/5/20	3875467.50	3929158.50	3675464.75	3733752.00	3931769.08	258014.03	263126.31	246297.20	250783.58	2032091.87	53.6903	55.9739	51.5354	52.5700	220167.83
2022/5/21	3733639.25	3783380.00	3711587.00	3763351.00	2208847.06	250745.52	253862.61	248603.41	252471.75	1092839.24	52.5689	53.3524	51.8319	53.0222	111976.26
2022/5/22	3763382.50	3892091.25	3743270.50	3878131.00	2766478.29	252491.20	261877.75	251387.50	261303.08	1399271.21	53.0245	54.2814	52.5642	54.0131	114607.36
2022/5/23	3876299.00	3903879.00	3702622.50	3719553.50	4024356.84	261197.52	265567.31	251017.83	252093.16	2100735.54	54.0032	54.7285	51.6709	51.7268	178829.01
2022/5/24	3719836.75	3777651.00	3640319.75	3758448.25	3373285.51	252119.88	254238.83	242888.06	250809.55	1654813.60	51.7282	52.7371	49.7801	51.7988	176702.70
2022/5/25	3758137.50	3832786.75	3731703.75	3758990.50	3499938.75	250770.80	256092.84	246869.06	247293.83	1699363.61	51.7973	52.4582	50.3656	51.5974	201829.77
2022/5/26	3759297.75	3801409.00	3590853.50	3719985.75	4674169.37	247319.95	249819.41	223594.27	229284.86	2981695.81	51.5992	52.2155	48.3899	49.9735	265852.43
2022/5/27	3717941.50	3727731.75	3600331.50	3639566.50	4650853.14	229110.81	230259.50	218832.98	219298.06	3238224.96	49.9616	50.9080	48.0645	48.5385	245016.81
2022/5/28	3639263.25	3704194.75	3632143.50	3684129.25	2505389.64	223311.45	228849.56	219391.14	226512.70	1658841.20	48.7577	49.3134	48.5368	48.8217	113790.13

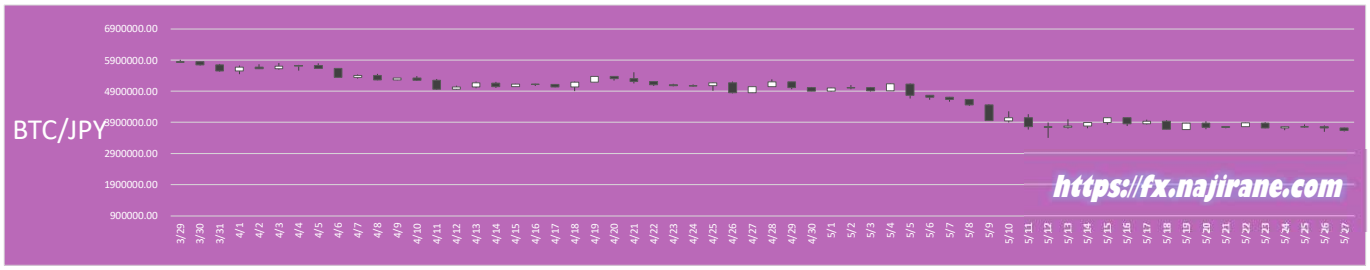

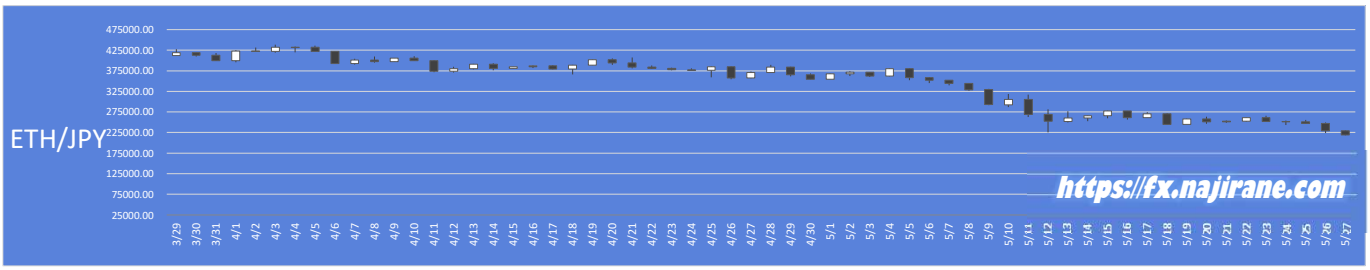

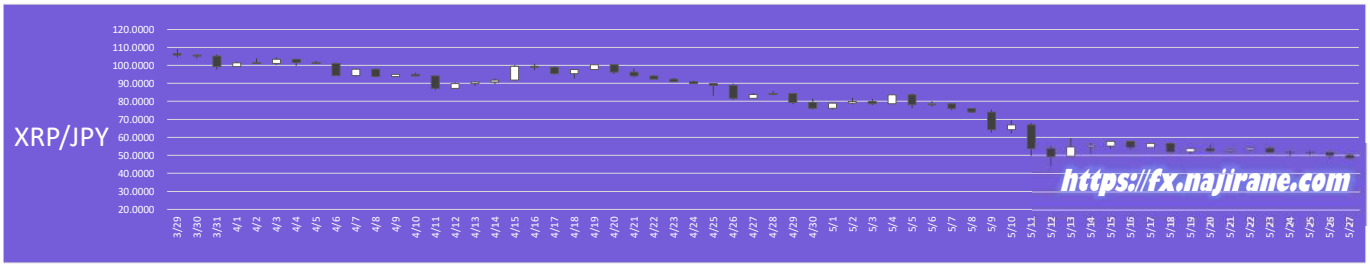

	日経平均(^N225)					CME日経平均先物 ドル建て(NKD)					CME日経平均先物円建て(NIY)					USDJPY
Date	Open	High	Low	Close	Volume	Open	High	Low	Close	Volume	Open	High	Low	Close	Volume	Close
2022-05-27	26,947.80	26,996.70	26,731.60	26,781.68		26,930.0	27,175.0	26,740.0	27,145.0	3,900	26,920.0	27,170.0	26,730.0	27,140.0	27,755	127.13
2022-05-26	26,685.02	26,895.90	26,598.74	26,604.84	645123400	26,795.0	27,035.0	26,605.0	26,975.0	3,900	26,775.0	27,025.0	26,590.0	26,960.0	27,755	127.12
2022-05-25	26,711.53	26,795.89	26,578.05	26,677.80	723401500	26,735.0	26,880.0	26,505.0	26,810.0	4,068	26,710.0	26,880.0	26,490.0	26,790.0	28,480	127.25
2022-05-24	27,005.43	27,005.43	26,736.01	26,748.14	674413300	27,010.0	27,070.0	26,530.0	26,685.0	4,756	27,050.0	27,055.0	26,515.0	26,675.0	33,958	126.85
2022-05-23	26,991.42	27,047.47	26,832.65	27,001.52	650270400	26,800.0	27,155.0	26,800.0	27,100.0	4,417	26,780.0	27,145.0	26,780.0	27,085.0	29,903	127.90
2022-05-20	26,448.23	26,769.20	26,426.99	26,739.03	763407800	26,395.0	26,955.0	26,380.0	26,730.0	6,333	26,400.0	26,935.0	26,360.0	26,715.0	35,991	127.86
2022-05-19	26,435.32	26,458.09	26,186.66	26,402.84	745043500	26,295.0	26,570.0	26,090.0	26,380.0	8,483	26,250.0	26,555.0	26,080.0	26,370.0	40,893	127.75
2022-05-18	26,826.82	27,053.18	26,741.34	26,911.20	746712900	26,870.0	27,075.0	26,245.0	26,310.0	6,978	26,845.0	27,055.0	26,235.0	26,295.0	39,120	128.32
2022-05-17	26,555.23	26,709.26	26,442.91	26,659.75	789287100	26,490.0	26,885.0	26,460.0	26,845.0	3,991	26,475.0	26,870.0	26,435.0	26,825.0	28,858	129.37
2022-05-16	26,753.37	26,836.96	26,438.61	26,547.05	869875300	26,760.0	26,895.0	26,440.0	26,515.0	4,323	26,680.0	26,870.0	26,420.0	26,500.0	29,258	129.08
2022-05-12	25,945.04	26,028.36	25,688.11	25,748.72	911681400	25,895.0	26,045.0	25,555.0	25,815.0	7,010	25,801.2	25,801.2	25,801.2	25,801.2	34,809	128.43
2022-05-11	26,045.38	26,290.21	26,003.26	26,213.64	858644900	26,105.0	26,405.0	25,835.0	25,850.0	8,044	25,810.0	25,810.0	25,810.0	25,810.0	0	129.97
2022-05-10	26,149.06	26,245.80	25,776.74	26,167.10	807620300	26,070.0	26,350.0	25,790.0	26,130.0	5,486	26,085.0	26,085.0	26,085.0	26,085.0	0	130.44
2022-05-06	26,784.29	27,072.41	26,543.29	27,003.56	984983600	26,740.0	27,145.0	26,570.0	26,910.0	7,074	26,890.0	26,890.0	26,890.0	26,890.0	0	130.55
2022-04-28	26,430.28	26,872.50	26,349.28	26,847.90	867037100	26,470.0	27,415.0	26,360.0	27,315.0	8,678	27,265.0	27,265.0	27,265.0	27,265.0	0	130.86
2022-04-27	26,313.14	26,406.62	26,051.04	26,386.63	973009600	26,050.0	26,605.0	26,050.0	26,400.0	6,552	26,370.0	26,370.0	26,370.0	26,370.0	0	128.49
2022-04-26	26,743.21	26,808.99	26,590.78	26,700.11	643276100	26,845.0	26,910.0	26,000.0	26,090.0	4,833	26,030.0	26,030.0	26,030.0	26,030.0	0	127.22
2022-04-25	26,692.48	26,764.48	26,487.84	26,590.78	626818200	26,760.0	26,870.0	26,430.0	26,820.0	6,619	26,775.0	26,775.0	26,775.0	26,775.0	0	128.15
2022-04-22	27,197.80	27,205.83	26,908.35	27,105.26	584653800	27,160.0	27,250.0	26,730.0	26,790.0	4,394	26,730.0	26,730.0	26,730.0	26,730.0	0	128.54
2022-04-21	27,259.14	27,580.64	27,252.83	27,553.06	623401300	27,270.0	27,785.0	27,155.0	27,185.0	3,977	27,150.0	27,150.0	27,150.0	27,150.0	0	128.41
2022-04-20	27,210.79	27,389.04	27,066.18	27,217.85	723363200	27,255.0	27,425.0	27,085.0	27,205.0	3,732	27,145.0	27,145.0	27,145.0	27,145.0	0	127.97
2022-04-19	27,096.49	27,098.86	26,780.75	26,985.09	605066600	26,960.0	27,300.0	26,810.0	27,295.0	4,240	27,215.0	27,215.0	27,215.0	27,215.0	0	128.94
2022-04-14	26,925.64	27,200.89	26,890.68	27,172.00	618415600	26,985.0	27,340.0	26,890.0	26,950.0	3,736	26,885.0	26,885.0	26,885.0	26,885.0	0	125.93
2022-04-13	26,436.06	26,885.87	26,429.47	26,843.49	716291100	26,380.0	27,020.0	26,345.0	26,980.0	5,460	26,895.0	26,895.0	26,895.0	26,895.0	0	125.69
2022-04-12	26,453.37	26,470.98	26,304.08	26,334.98	753175200	26,770.0	26,775.0	26,280.0	26,335.0	4,274	26,260.0	26,260.0	26,260.0	26,260.0	0	125.38
2022-04-11	26,877.60	27,004.50	26,720.46	26,821.52	734513100	27,075.0	27,075.0	26,740.0	26,775.0	3,946	26,695.0	26,695.0	26,695.0	26,695.0	0	125.40
2022-04-07	27,032.42	27,042.18	26,801.79	26,888.57	711294300	27,130.0	27,255.0	26,825.0	27,100.0	4,377	27,035.2	27,035.2	27,035.2	27,035.2	0	123.97
2022-04-06	27,533.88	27,546.90	27,215.20	27,350.30	686520300	27,600.0	27,605.0	27,030.0	27,150.0	4,743	27,100.0	27,100.0	27,100.0	27,100.0	1	123.79
2022-04-04	27,670.45	27,738.23	27,626.77	27,736.47	503455500	27,815.0	28,070.0	27,615.0	28,040.0	3,583	28,005.0	28,005.0	28,005.0	28,005.0	1	122.79
2022-04-01	27,624.11	27,734.54	27,399.48	27,665.98	667539000	27,585.0	27,915.0	27,435.0	27,840.0	4,433	27,770.0	27,770.0	27,770.0	27,770.0	1	122.54
2022-03-31	28,050.50	28,070.02	27,808.17	27,821.43	786423200	27,830.0	28,135.0	27,570.0	27,585.0	3,478	27,515.0	27,515.0	27,515.0	27,515.0	1	121.69
2022-03-30	28,250.80	28,271.01	27,736.27	28,027.25	834484000	28,310.0	28,345.0	27,715.0	27,805.0	3,989	27,740.0	27,790.0	27,740.0	27,790.0	1	121.88
2022-03-29	28,173.43	28,252.42	28,063.92	28,252.42	777009000	28,035.0	28,455.0	27,850.0	28,380.0	5,512	28,625.0	28,625.0	28,625.0	28,625.0	0	122.88
2022-03-28	28,084.08	28,084.08	27,814.51	27,943.89	652997500	28,040.0	28,090.0	27,615.0	28,060.0	4,746	27,800.0	28,200.0	27,800.0	28,200.0	1	123.89
2022-03-25	28,338.81	28,338.81	27,947.75	28,149.84	674027100	28,150.0	28,155.0	27,760.0	28,095.0	3,684	28,265.0	28,265.0	28,265.0	28,265.0	1	122.09
2022-03-24	27,693.77	28,110.39	27,626.47	28,110.39	716043300	27,400.0	28,180.0	27,400.0	28,145.0	3,556	28,330.0	28,330.0	28,330.0	28,330.0	0	122.39
2022-03-23	27,606.79	28,056.20	27,604.37	28,040.16	882008300	27,485.0	27,910.0	27,400.0	27,430.0	3,653	27,610.0	27,610.0	27,610.0	27,610.0	0	121.10
2022-03-22	27,091.32	27,284.47	27,076.41	27,224.11	979853700	27,110.0	27,540.0	26,935.0	27,495.0	3,561	27,685.0	27,685.0	27,685.0	27,685.0	0	121.19
2022-03-18	26,649.50	26,862.43	26,592.98	26,827.43	1081821100	26,525.0	27,175.0	26,395.0	27,085.0	3,774	27,240.0	27,240.0	27,240.0	27,240.0	0	119.15
2022-03-17	26,170.38	26,701.63	26,152.89	26,652.89	896413400	26,155.0	26,590.0	26,095.0	26,535.0	4,686	26,685.0	26,685.0	26,685.0	26,685.0	0	118.56
2022-03-16	25,574.90	25,824.14	25,471.69	25,762.01	823423000	25,535.0	26,200.0	25,285.0	26,165.0	5,548	26,335.0	26,335.0	26,335.0	26,335.0	0	118.85
2022-03-15	25,228.53	25,440.23	25,221.26	25,346.48	732023700	25,130.0	25,530.0	24,895.0	25,435.0	5,290	25,595.0	25,595.0	25,595.0	25,595.0	0	118.32
2022-03-14	25,338.64	25,629.26	25,299.64	25,307.85	725829100	24,955.0	25,450.0	24,955.0	25,095.0	3,266	25,225.0	25,225.0	25,225.0	25,225.0	0	118.28
2022-03-10	25,108.47	25,719.74	25,101.72	25,690.40	952294400	25,395.0	25,745.0	25,195.0	25,300.0	4,342	25,380.0	25,745.0	25,195.0	25,305.0	0	116.14
2022-03-09	24,876.49	25,084.08	24,697.66	24,717.53	915253100	24,725.0	25,450.0	24,685.0	25,400.0	5,951	24,750.0	25,450.0	24,680.0	25,395.0	41,346	115.88
2022-03-08	24,974.35	25,286.27	24,769.52	24,790.95	1147420200	24,885.0	25,300.0	24,510.0	24,800.0	12,118	24,950.0	25,305.0	24,505.0	24,805.0	85,105	115.67
2022-03-07	25,634.09	25,634.09	25,006.26	25,221.41	1053767500	25,760.0	25,760.0	24,920.0	25,030.0	16,782	25,780.0	25,785.0	24,925.0	25,030.0	73,849	115.34
2022-03-04	26,421.85	26,421.85	25,777.45	25,985.47	935295900	26,415.0	26,440.0	25,720.0	25,870.0	6,371	26,415.0	26,440.0	25,720.0	25,870.0	61,798	114.81
2022-03-03	26,628.87	26,702.53	26,502.50	26,577.27	747893100	26,625.0	26,735.0	26,295.0	26,370.0	4,951	26,610.0	26,730.0	26,285.0	26,370.0	40,429	115.47
2022-03-02	26,532.20	26,585.30	26,313.72	26,393.03	877107100	26,405.0	26,705.0	26,200.0	26,680.0	5,612	26,410.0	26,700.0	26,190.0	26,670.0	54,361	115.52
2022-03-01	26,836.74	27,013.26	26,821.75	26,844.72	740236100	26,720.0	27,020.0	26,330.0	26,435.0	6,000	26,700.0	27,015.0	26,325.0	26,425.0	53,285	114.91
2022-02-28	26,457.52	26,643.68	26,262.63	26,526.82	910557100	26,580.0	26,915.0	26,265.0	26,650.0	10,007	26,635.0	26,910.0	26,255.0	26,650.0	62,944	115.00
2022-02-25	26,213.20	26,481.53	26,162.81	26,476.50	775798600	26,215.0	26,995.0	26,110.0	26,990.0	8,730	26,200.0	26,990.0	26,105.0	26,980.0	62,410	115.53
2022-02-24	26,281.35	26,357.58	25,776.15	25,970.82	935360800	26,335.0	26,335.0	25,555.0	26,270.0	14,540	26,325.0	26,340.0	25,545.0	26,260.0	97,155	115.51
2022-02-22	26,515.45	26,550.10	26,246.27	26,449.61	673108800	26,830.0	27,025.0	26,240.0	26,660.0	17,529	26,810.0	27,020.0	26,225.0	26,655.0	102,396	115.06
2022-02-18	26,895.16	27,215.31	26,792.86	27,122.07	635334000	26,890.0	27,220.0	26,785.0	26,865.0	6,165	26,925.0	27,210.0	26,775.0	26,845.0	42,363	115.08

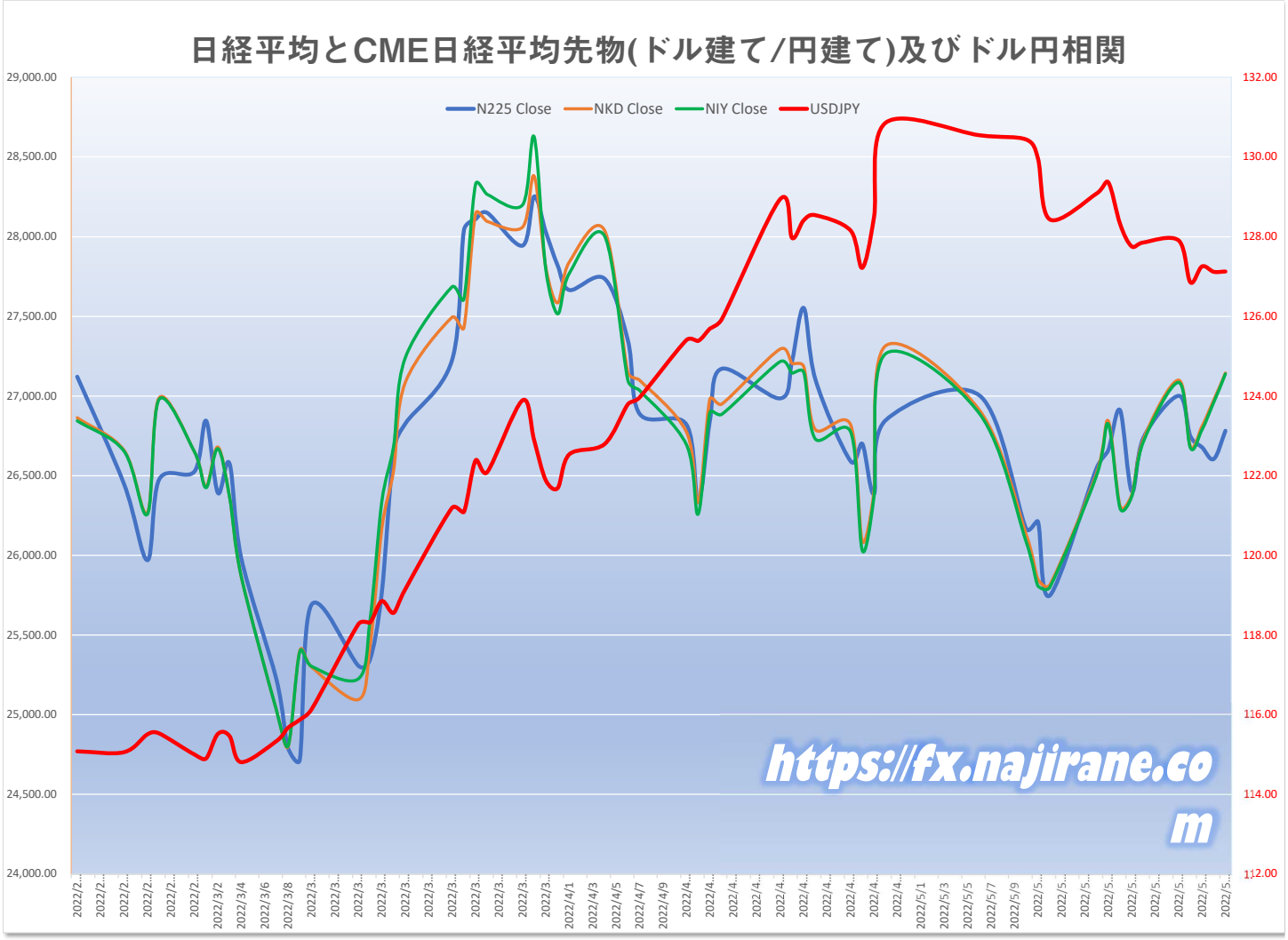

DATE	N225		DOW		S&P500		OIL		GOLD		香港ハンセン指数	
	Close	12/16=100%	Close	12/16=100%	Close	12/16=100%	Close	12/16=100%	Close	12/16=100%	Close	12/16=100%
2022/5/27	26782	92.14%	33213	92.52%	4158.24	89.07%	115.07	158.98%	1853.50	103.02%	20697.36	88.17%
2022/5/26	26605	91.53%	32637	90.92%	4057.84	86.92%	114.09	157.63%	1850.82	102.87%	20116.20	85.69%
2022/5/25	26678	91.78%	32120	89.48%	3978.73	85.22%	110.33	152.43%	1853.31	103.01%	20171.27	85.92%
2022/5/24	26748	92.02%	31929	88.94%	3941.48	84.42%	109.77	151.66%	1866.54	103.74%	20112.10	85.67%
2022/5/23	27002	92.90%	31880	88.81%	3973.75	85.12%	110.29	152.38%	1853.58	103.02%	20470.06	87.20%
2022/5/20	26739	91.99%	31262	87.09%	3901.36	83.56%	113.23	156.44%	1844.71	102.53%	20717.24	88.25%
2022/5/19	26403	90.84%	31253	87.06%	3900.79	83.55%	112.21	155.03%	1842.14	102.38%	20120.68	85.71%
2022/5/18	26911	92.59%	31490	87.72%	3923.68	84.04%	109.59	151.41%	1816.62	100.97%	20644.28	87.94%
2022/5/17	26660	91.72%	32655	90.97%	4088.85	87.58%	112.40	155.29%	1815.07	100.88%	20602.52	87.76%
2022/5/16	26547	91.33%	32223	89.76%	4008.01	85.85%	114.20	157.78%	1824.00	101.38%	19950.21	84.98%
2022/5/12	25749	88.59%	31730	88.39%	3930.08	84.18%	106.13	146.63%	1821.81	101.25%	19380.34	82.56%
2022/5/11	26214	90.19%	31834	88.68%	3935.18	84.29%	105.71	146.05%	1852.53	102.96%	19824.57	84.45%
2022/5/10	26167	90.03%	32161	89.59%	4001.05	85.70%	99.76	137.83%	1838.33	102.17%	19633.69	83.63%
2022/5/6	27004	92.90%	32899	91.65%	4123.34	88.32%	109.77	151.66%	1880.92	104.54%	20001.96	85.20%
2022/4/28	26848	92.37%	33916	94.48%	4287.5	91.84%	105.36	145.57%	1894.55	105.30%	20276.17	86.37%
2022/4/27	26387	90.78%	33302	92.77%	4183.96	89.62%	102.02	140.95%	1885.96	104.82%	19946.36	84.97%
2022/4/26	26700	91.86%	33240	92.60%	4175.2	89.43%	101.70	140.51%	1905.32	105.90%	19934.71	84.92%
2022/4/25	26591	91.48%	34049	94.85%	4296.12	92.02%	98.54	136.14%	1898.15	105.50%	19869.34	84.64%
2022/4/22	27105	93.25%	33811	94.19%	4271.78	91.50%	102.07	141.02%	1932.65	107.42%	20638.52	87.92%
2022/4/21	27553	94.79%	34793	96.92%	4393.66	94.11%	103.79	143.40%	1951.40	108.46%	20682.22	88.10%
2022/4/20	27218	93.64%	35161	97.95%	4459.45	95.52%	102.75	141.96%	1957.63	108.80%	20944.67	89.22%
2022/4/19	26985	92.84%	34911	97.25%	4462.21	95.58%	102.56	141.70%	1950.15	108.39%	21027.76	89.57%
2022/4/14	27172	93.48%	34451	95.97%	4392.59	94.09%	106.95	147.76%	1973.50	109.69%	21518.08	91.66%
2022/4/13	26843	92.35%	34565	96.29%	4446.59	95.24%	104.25	144.03%	1978.19	109.95%	21374.37	91.05%
2022/4/12	26335	90.60%	34220	95.33%	4397.45	94.19%	100.60	138.99%	1966.62	109.30%	21319.13	90.81%
2022/4/11	26822	92.28%	34308	95.57%	4412.53	94.51%	94.29	130.27%	1953.77	108.59%	21208.30	90.34%
2022/4/7	26889	92.51%	34584	96.34%	4500.21	96.39%	96.03	132.67%	1931.58	107.36%	21808.98	92.90%
2022/4/6	27350	94.10%	34497	96.10%	4481.15	95.98%	96.23	132.95%	1925.36	107.01%	22080.52	94.06%
2022/4/4	27736	95.42%	34922	97.28%	4582.64	98.16%	103.28	142.69%	1932.74	107.42%	22502.31	95.85%
2022/4/1	27666	95.18%	34818	96.99%	4545.86	97.37%	99.27	137.15%	1922.73	106.86%	22039.55	93.88%
2022/3/31	27821	95.72%	34678	96.60%	4530.41	97.04%	100.28	138.55%	1937.27	107.67%	21996.85	93.70%
2022/3/30	28027	96.43%	35229	98.14%	4602.45	98.58%	107.82	148.96%	1932.71	107.42%	22232.03	94.70%
2022/3/29	28252	97.20%	35294	98.32%	4631.6	99.21%	104.24	144.02%	1919.48	106.68%	21927.63	93.41%
2022/3/28	27944	96.14%	34956	97.38%	4575.52	98.00%	105.96	146.39%	1922.78	106.87%	21684.97	92.37%
2022/3/25	28150	96.85%	34861	97.11%	4543.06	97.31%	113.90	157.36%	1958.16	108.83%	21404.88	91.18%
2022/3/24	28110	96.71%	34708	96.69%	4520.16	96.82%	112.34	155.21%	1958.42	108.85%	21945.95	93.48%
2022/3/23	28040	96.47%	34359	95.71%	4456.24	95.45%	114.93	158.79%	1945.21	108.11%	22154.08	94.37%
2022/3/22	27224	93.66%	34807	96.96%	4511.61	96.64%	111.76	154.41%	1920.87	106.76%	21889.28	93.24%
2022/3/18	26827	92.30%	34755	96.82%	4463.12	95.60%	104.70	144.65%	1921.13	106.78%	21412.40	91.21%
2022/3/17	26653	91.70%	34481	96.05%	4411.67	94.50%	102.98	142.28%	1941.27	107.89%	21501.23	91.59%
2022/3/16	25762	88.63%	34063	94.89%	4357.86	93.34%	95.04	131.31%	1925.71	107.03%	20087.50	85.57%
2022/3/15	25346	87.20%	33544	93.44%	4262.45	91.30%	96.44	133.24%	1916.26	106.50%	18415.08	78.44%
2022/3/14	25308	87.07%	32945	91.78%	4173.11	89.39%	103.01	142.32%	1953.71	108.59%	19531.66	83.20%
2022/3/10	25690	88.39%	33174	92.41%	4259.52	91.24%	106.02	146.48%	1996.87	110.98%	20890.26	88.99%
2022/3/9	24718	85.04%	33286	92.73%	4277.88	91.63%	108.70	150.18%	1991.97	110.71%	20627.71	87.87%
2022/3/8	24791	85.29%	32633	90.90%	4170.7	89.33%	123.70	170.90%	2050.01	113.94%	20765.87	88.46%
2022/3/7	25221	86.77%	32817	91.42%	4201.09	89.98%	119.40	164.96%	1997.70	111.03%	21057.63	89.70%
2022/3/4	25985	89.40%	33615	93.64%	4328.87	92.72%	115.68	159.82%	1967.46	109.35%	21905.29	93.31%
2022/3/3	26577	91.44%	33795	94.14%	4363.49	93.46%	107.67	148.76%	1936.31	107.62%	22467.34	95.71%
2022/3/2	26393	90.80%	33891	94.41%	4386.54	93.96%	110.60	152.80%	1928.67	107.19%	22343.92	95.18%
2022/3/1	26845	92.36%	33295	92.75%	4306.26	92.24%	103.41	142.87%	1945.14	108.11%	22761.71	96.96%
2022/2/28	26527	91.26%	33893	94.41%	4373.94	93.69%	95.72	132.25%	1908.82	106.09%	22713.02	96.75%
2022/2/25	26477	91.09%	34059	94.88%	4384.65	93.92%	91.59	126.54%	1890.79	105.09%	22767.18	96.98%
2022/2/24	25971	89.35%	33224	92.55%	4288.7	91.86%	92.81	128.23%	1904.10	105.83%	22901.56	97.56%
2022/2/22	26450	91.00%	33597	93.59%	4304.76	92.21%	92.35	127.59%	1898.49	105.52%	23520.00	100.19%
2022/2/18	27122	93.31%	34079	94.93%	4348.87	93.15%	91.07	125.82%	1897.03	105.44%	24327.71	103.63%
2022/2/17	27233	93.69%	34312	95.58%	4380.26	93.82%	91.76	126.78%	1898.40	105.51%	24792.77	105.61%
2022/2/16	27460	94.47%	34934	97.32%	4475.01	95.85%	93.66	129.40%	1869.61	103.91%	24718.90	105.30%
2022/2/15	26865	92.43%	34989	97.47%	4471.07	95.77%	92.07	127.20%	1853.55	103.02%	24355.71	103.75%
2022/2/14	27080	93.16%	34566	96.29%	4401.67	94.28%	95.46	131.89%	1871.42	104.01%	24556.57	104.61%
2022/2/9	27580	94.89%	35768	99.64%	4587.18	98.25%	89.66	123.87%	1832.99	101.88%	24829.99	105.77%
2022/2/8	27285	93.87%	35463	98.79%	4521.54	96.85%	89.36	123.46%	1826.03	101.49%	24329.49	103.64%
2022/2/7	27249	93.75%	35091	97.75%	4483.87	96.04%	91.32	126.17%	1820.54	101.18%	24579.55	104.70%
2022/2/4	27440	94.40%	35090	97.75%	4500.53	96.40%	92.31	127.54%	1808.13	100.49%	24573.29	104.68%
2022/1/31	27002	92.90%	35132	97.87%	4515.55	96.72%	88.15	121.79%	1797.35	99.90%	23802.26	101.39%
2022/1/28	26717	91.92%	34725	96.73%	4431.85	94.93%	86.82	119.95%	1788.87	99.42%	23550.08	100.32%
2022/1/27	26170	90.04%	34161	95.16%	4326.51	92.67%	86.61	119.66%	1797.20	99.89%	23807.00	101.41%
2022/1/26	27011	92.93%	34168	95.18%	4349.93	93.17%	87.35	120.68%	1819.45	101.12%	24289.90	103.47%
2022/1/25	27131	93.34%	34298	95.54%	4356.45	93.31%	85.60	118.26%	1848.15	102.72%	24243.61	103.27%
2022/1/24	27588	94.92%	34365	95.73%	4410.13	94.46%	83.31	115.10%	1843.17	102.44%	24656.46	105.03%
2022/1/21	27522	94.69%	34265	95.45%	4397.94	94.20%	85.14	117.63%	1831.78	101.81%	24965.55	106.35%
2022/1/20	27773	95.55%	34715	96.71%	4482.73	96.02%	86.90	120.06%	1839.60	102.24%	24952.35	106.29%
2022/1/19	27467	94.50%	35029	97.58%	4532.76	97.09%	86.96	120.14%	1840.56	102.30%	24127.85	102.78%
2022/1/18	28257	97.22%	35368	98.53%	4577.11	98.04%	85.43	118.03%	1813.81	100.81%	24112.78	102.71%
2022/1/13	28489	98.01%	36114	100.60%	4659.03	99.79%	82.12	113.46%	1822.70	101.30%	24429.77	104.06%
2022/1/12	28766	98.97%	36290	101.09%	4726.35	101.24%	82.64	114.18%	1826.27	101.50%	24402.17	103.95%
2022/1/11	28222	97.10%	36252	100.99%	4713.07	100.95%	81.22	112.21%	1821.54	101.24%	23739.06	101.12%
2022/1/7	28479	97.98%	36232	100.93%	4677.03	100.18%	78.90	109.01%	1795.81	99.81%	23493.38	100.08%
2022/1/6	28488	98.01%	36236	100.94%	4696.05	100.59%	79.46	109.78%	1790.98	99.54%	23072.86	98.28%
2022/1/5	29332	100.91%	36407	101.42%	4700.58	100.68%	77.85	107.56%	1810.29	100.61%	22907.25	97.58%
2022/1/4	29302	100.81%	36800	102.51%	4793.54	102.67%	76.99	106.37%	1814.64	100.86%	23289.84	99.21%
2021/12/30	28792	99.06%	36398	101.39%	4778.73	102.36%	76.99	106.37%	1814.69	100.86%	23112.01	98.45%
2021/12/29	28907	99.45%	36489	101.65%	4793.06	102.66%	76.56	105.78%	1804.38	100.29%	23086.54	98.34%
2021/12/28	29069	100.01%	36398	101.39%	4786.35	102.52%	75.98	104.97%	1806.15	100.38%	23280.56	99.17%
2021/12/23	28798	99.08%	35951	100.15%	4725.79	101.22%	73.79	101.95%	1808.57	100.52%	23193.64	98.80%
2021/12/22	28562	98.27%	35754	99.60%	4696.56	100.60%	72.76	100.53%	1803.66	100.25%	23102.33	98.41%
2021/12/21	28518	98.11%	35493	98.87%	4649.23	99.58%	71.12	98.26%	1788.97	99.43%	22971.33	97.85%
2021/12/20	27938	96.12%	34932	97.31%	4568.02	97.84%	68.23	94.27%	1790.90	99.54%	22744.86	96.89%
2021/12/17	28546	98.21%	35365	98.52%	4620.64	98.97%	70.86	97.90%	1796.14	99.83%	23192.63	98.80%
2021/12/16	29066	100.00%	35898	100.00%	4668.67	100.00%	72.38	100.00%	1799.23	100.00%	23475.50	100.00%

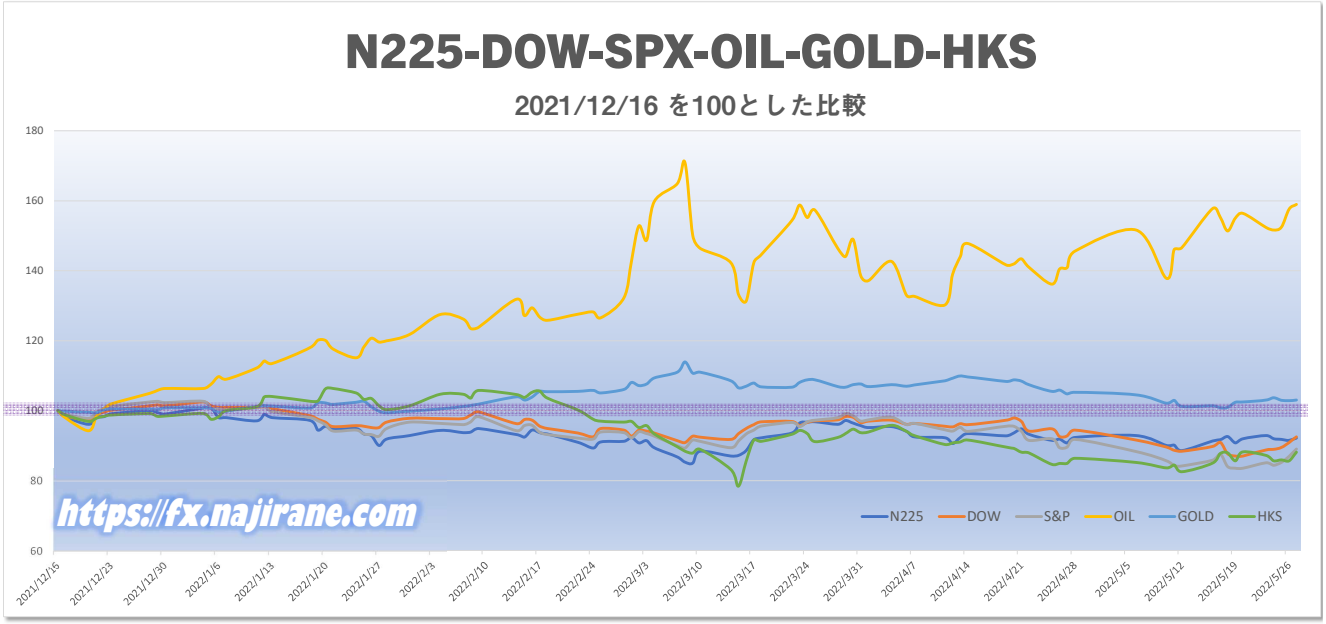

過去5日及び過去4週の4本値と各種ピボット

2022/05/23 ～ 2022/05/27

USD/JPY

日足	Open	High	Low	Close	値幅/日	Demark 引け形態	真の高値	真の安値	予想高値	予想安値	予想高値	予想安値	Pivot StopLoss LBOP	Support S2	Support S1	Pivot PP	Resistance R1	Resistance R2	StopLoss HBOP	3-days AVG		Fibonacci Zone Support Zone 2	Support Zone 1	BP	Resistance Zone 1	Resistance Zone 2
							当日のOHLCから計算される翌日の		TD Range Projection		TD pivot points															
2022/05/23	127.87	128.06	127.16	127.90	90p	陽線引け	-	-					126.45	126.81	127.35	127.71	128.25	128.61	129.15			126.46 ～ 126.81	127.15 ～ 127.26	127.71	128.16 ～ 128.26	128.61 ～ 128.95
2022/05/24	127.90	128.08	126.37	126.85	171p	陰線引け	128.08	126.37	127.46	125.76	127.46	125.76	124.42	125.39	126.12	127.10	127.83	128.81	129.54			124.74 ～ 125.39	126.05 ～ 126.25	127.10	127.95 ～ 128.15	128.81 ～ 129.46
2022/05/25	126.85	127.49	126.66	127.25	84p	陽線引け	127.49	126.66	127.79	126.96	127.79	126.96	125.94	126.30	126.78	127.13	127.61	127.97	128.45	127.31	Bear	125.98 ～ 126.30	126.62 ～ 126.72	127.13	127.55 ～ 127.65	127.97 ～ 128.29
2022/05/26	127.26	127.58	126.56	127.12	102p	陰線引け	127.58	126.56	127.35	126.33	127.35	126.33	125.57	126.06	126.59	127.09	127.61	128.11	128.64	127.11	Bear	125.67 ～ 126.06	126.45 ～ 126.57	127.09	127.60 ～ 127.72	128.11 ～ 128.50
2022/05/27	127.12	127.25	126.68	127.13	57p	陽線引け	127.25	126.68	127.47	126.90	127.47	126.90	126.22	126.45	126.79	127.02	127.36	127.59	127.93	127.08	Bear	126.23 ～ 126.45	126.67 ～ 126.73	127.02	127.30 ～ 127.37	127.59 ～ 127.81
週足	Open	High	Low	Close	値幅/週	引け形態	真の高値	真の安値	予想高値	予想安値	予想高値	予想安値	LBOP	S2	S1	PP	R1	R2	HBOP	3-days AVG		Support Zone 2	Support Zone 1	BP	Resistance Zone 1	Resistance Zone 2
2022/05/02 ～ 2022/05/06	129.90	130.81	128.66	130.55	215p	陽線引け	-	-					127.05	127.86	129.20	130.00	131.35	132.15	133.50			127.03 ～ 127.86	128.68 ～ 128.93	130.00	131.08 ～ 131.33	132.15 ～ 132.97
2022/05/09 ～ 2022/05/13	130.56	131.35	127.53	129.33	382p	陰線引け	131.35	128.66	130.34	127.65	130.34	126.52	123.64	125.58	127.46	129.40	131.27	133.22	135.09			124.13 ～ 125.58	127.04 ～ 127.49	129.40	131.31 ～ 131.76	133.22 ～ 134.67
2022/05/16 ～ 2022/05/20	129.39	129.78	127.03	127.86	275p	陰線引け	129.78	127.03	128.82	126.07	128.82	126.07	123.92	125.48	126.67	128.22	129.41	130.97	132.16	129.21	Bear	124.43 ～ 125.48	126.53 ～ 126.85	128.22	129.60 ～ 129.92	130.97 ～ 132.02
2022/05/23 ～ 2022/05/27	127.87	128.08	126.37	127.13	171p	陰線引け	128.08	126.37	127.60	125.90	127.60	125.90	124.60	125.49	126.31	127.19	128.01	128.90	129.72	128.27	Bear	124.83 ～ 125.49	126.14 ～ 126.34	127.19	128.04 ～ 128.25	128.90 ～ 129.55

EUR/JPY

日足	Open	High	Low	Close	値幅/日	Demark 引け形態	真の高値	真の安値	予想高値	予想安値	予想高値	予想安値	StopLoss LBOP	Support S2	Support S1	Pivot PP	Resistance R1	Resistance R2	StopLoss HBOP	3-days AVG		Support Zone 2	Support Zone 1	BP	Resistance Zone 1	Resistance Zone 2
2022/05/23	135.06	136.80	134.66	136.72	214p	陽線引け	-	-					133.19	133.93	135.33	136.06	137.46	138.20	139.60			133.11 ～ 133.93	134.74 ～ 134.99	136.06	137.13 ～ 137.38	138.20 ～ 139.02
2022/05/24	136.73	136.78	135.56	136.16	122p	陰線引け	136.78	135.56	136.47	135.25	136.47	135.25	134.33	134.94	135.55	136.17	136.77	137.39	138.00			134.48 ～ 134.94	135.41 ～ 135.55	136.17	136.78 ～ 136.92	137.39 ～ 137.86
2022/05/25	136.14	136.24	135.00	135.92	124p	陰線引け	136.24	135.00	136.08	134.85	136.08	134.85	133.97	134.49	135.20	135.72	136.44	136.96	137.67	135.98	Bear	134.01 ～ 134.49	134.96 ～ 135.10	135.72	136.34 ～ 136.48	136.96 ～ 137.43
2022/05/26	135.91	136.64	135.23	136.42	141p	陽線引け	136.64	135.23	137.23	135.83	137.23	135.83	134.15	134.69	135.56	136.10	136.96	137.51	138.37	136.00	Bull	134.15 ～ 134.69	135.23 ～ 135.39	136.10	136.80 ～ 136.97	137.51 ～ 138.04
2022/05/27	136.42	136.72	135.85	136.46	87p	陽線引け	136.72	135.85	137.02	136.15	137.02	136.15	135.09	135.47	135.96	136.34	136.83	137.21	137.70	136.05	Bull	135.14 ～ 135.47	135.80 ～ 135.91	136.34	136.77 ～ 136.88	137.21 ～ 137.54
週足	Open	High	Low	Close	値幅/週	引け形態	真の高値	真の安値	予想高値	予想安値	予想高値	予想安値	LBOP	S2	S1	PP	R1	R2	HBOP	3-days AVG		Support Zone 2	Support Zone 1	BP	Resistance Zone 1	Resistance Zone 2
2022/05/02 ～ 2022/05/06	137.01	138.15	136.50	137.70	165p	陽線引け	-	-					135.10	135.80	136.75	137.45	138.40	139.10	140.05			135.17 ～ 135.80	136.43 ～ 136.62	137.45	138.27 ～ 138.47	139.10 ～ 139.73
2022/05/09 ～ 2022/05/13	137.62	138.32	132.67	134.52	565p	陰線引け	138.32	134.52	136.42	132.62	136.42	130.77	126.36	129.51	132.02	135.17	137.67	140.82	143.33			127.35 ～ 129.51	131.67 ～ 132.34	135.17	138.00 ～ 138.66	140.82 ～ 142.98
2022/05/16 ～ 2022/05/20	134.55	136.69	133.76	134.98	293p	陽線引け	136.69	133.76	137.30	134.37	137.30	134.37	130.67	132.22	133.60	135.14	136.53	138.07	139.46	135.92	Bear	131.10 ～ 132.22	133.33 ～ 133.68	135.14	136.61 ～ 136.95	138.07 ～ 139.19
2022/05/23 ～ 2022/05/27	135.06	136.80	134.66	136.46	214p	陽線引け	136.80	134.66	137.70	135.56	137.70	135.56	133.01	133.84	135.15	135.97	137.28	138.11	139.42	135.43	Bull	133.02 ～ 133.84	134.65 ～ 134.91	135.97	137.04 ～ 137.29	138.11 ～ 138.93

EUR/USD

日足	Open	High	Low	Close	値幅/日	Demark 引け形態	真の高値	真の安値	予想高値	予想安値	予想高値	予想安値	StopLoss LBOP	Support S2	Support S1	Pivot PP	Resistance R1	Resistance R2	StopLoss HBOP	3-days AVG		Support Zone 2	Support Zone 1	BP	Resistance Zone 1	Resistance Zone 2
2022/05/23	1.0560	1.0698	1.0560	1.0690	138p	陽線引け	-	-					1.0462	1.0511	1.0600	1.0649	1.0738	1.0787	1.0876			1.0458 ～ 1.0511	1.0564 ～ 1.0580	1.0649	1.0718 ～ 1.0734	1.0787 ～ 1.0840
2022/05/24	1.0690	1.0748	1.0661	1.0733	87p	陽線引け	1.0748	1.0661	1.0784	1.0697	1.0784	1.0697	1.0593	1.0627	1.0680	1.0714	1.0767	1.0801	1.0854			1.0594 ～ 1.0627	1.0660 ～ 1.0671	1.0714	1.0758 ～ 1.0768	1.0801 ～ 1.0835
2022/05/25	1.0732	1.0739	1.0643	1.0681	97p	陰線引け	1.0739	1.0643	1.0710	1.0614	1.0710	1.0614	1.0540	1.0591	1.0636	1.0688	1.0733	1.0784	1.0829	1.0684	Bull	1.0554 ～ 1.0591	1.0628 ～ 1.0639	1.0688	1.0736 ～ 1.0747	1.0784 ～ 1.0821
2022/05/26	1.0680	1.0733	1.0663	1.0732	70p	陽線引け	1.0733	1.0663	1.0767	1.0697	1.0767	1.0697	1.0616	1.0639	1.0685	1.0709	1.0755	1.0779	1.0825	1.0704	Bull	1.0613 ～ 1.0639	1.0666 ～ 1.0674	1.0709	1.0744 ～ 1.0752	1.0779 ～ 1.0805
2022/05/27	1.0731	1.0765	1.0698	1.0734	67p	陽線引け	1.0765	1.0698	1.0783	1.0716	1.0783	1.0716	1.0632	1.0665	1.0699	1.0732	1.0767	1.0800	1.0834	1.0710	Bull	1.0639 ～ 1.0665	1.0691 ～ 1.0699	1.0732	1.0766 ～ 1.0774	1.0800 ～ 1.0825
週足	Open	High	Low	Close	値幅/週	引け形態	真の高値	真の安値	予想高値	予想安値	予想高値	予想安値	LBOP	S2	S1	PP	R1	R2	HBOP	3-days AVG		Support Zone 2	Support Zone 1	BP	Resistance Zone 1	Resistance Zone 2
2022/05/02 ～ 2022/05/06	1.0548	1.0641	1.0483	1.0548	159p	陽線引け	-	-					1.0315	1.0399	1.0473	1.0557	1.0632	1.0716	1.0790			1.0338 ～ 1.0399	1.0459 ～ 1.0478	1.0557	1.0637 ～ 1.0655	1.0716 ～ 1.0776
2022/05/09 ～ 2022/05/13	1.0540	1.0593	1.0351	1.0402	242p	陰線引け	1.0593	1.0402	1.0497	1.0306	1.0497	1.0255	1.0062	1.0206	1.0304	1.0448	1.0546	1.0690	1.0788			1.0114 ～ 1.0206	1.0299 ～ 1.0327	1.0448	1.0569 ～ 1.0598	1.0690 ～ 1.0783
2022/05/16 ～ 2022/05/20	1.0398	1.0607	1.0390	1.0557	218p	陽線引け	1.0607	1.0390	1.0691	1.0473	1.0691	1.0473	1.0211	1.0300	1.0429	1.0518	1.0646	1.0736	1.0864	1.0508	Bull	1.0217 ～ 1.0300	1.0384 ～ 1.0409	1.0518	1.0627 ～ 1.0653	1.0736 ～ 1.0819
2022/05/23 ～ 2022/05/27	1.0560	1.0765	1.0560	1.0734	206p	陽線引け	1.0765	1.0557	1.0853	1.0645	1.0852	1.0647	1.0401	1.0480	1.0607	1.0686	1.0813	1.0892	1.1018	1.0551	Bull	1.0402 ～ 1.0480	1.0559 ～ 1.0583	1.0686	1.0789 ～ 1.0813	1.0892 ～ 1.0970

GBP/JPY

日足	Open	High	Low	Close	値幅/日	Demark 引け形態	真の高値	真の安値	予想高値	予想安値	予想高値	予想安値	StopLoss LBOP	Support S2	Support S1	Pivot PP	Resistance R1	Resistance R2	StopLoss HBOP	3-days AVG		Support Zone 2	Support Zone 1	BP	Resistance Zone 1	Resistance Zone 2
2022/05/23	159.65	161.02	159.42	161.00	160p	陽線引け	-	-					158.34	158.88	159.94	160.48	161.54	162.08	163.14			158.27 ～ 158.88	159.49 ～ 159.68	160.48	161.28 ～ 161.47	162.08 ～ 162.69
2022/05/24	161.00	161.00	158.01	159.00	299p	陰線引け	161.00	158.01	160.00	157.01	160.00	157.01	154.68	156.34	157.67	159.33	160.66	162.33	163.65			155.20 ～ 156.34	157.49 ～ 157.84	159.33	160.83 ～ 161.18	162.33 ～ 163.47
2022/05/25	158.99	160.30	158.40	160.09	190p	陽線引け	160.30	158.40	161.14	159.24	161.14	159.24	156.98	157.69	158.89	159.59	160.79	161.50	162.70	159.80	Bear	156.96 ～ 157.69	158.42 ～ 158.64	159.59	160.55 ～ 160.77	161.50 ～ 162.22
2022/05/26	160.10	160.83	159.02	160.22	180p	陽線引け	160.83	159.02	161.42	159.62	161.42	159.62	157.41	158.22	159.22	160.02	161.02	161.82	162.82	159.65	Bull	157.53 ～ 158.22	158.91 ～ 159.12	160.02	160.92 ～ 161.14	161.82 ～ 162.51
2022/05/27	160.22	160.65	159.83	160.56	83p	陽線引け	160.65	159.83	161.02	160.20	161.02	160.20	159.22	159.52	160.04	160.35	160.87	161.17	161.69	159.99	Bull	159.21 ～ 159.52	159.84 ～ 159.94	160.35	160.76 ～ 160.86	161.17 ～ 161.49
週足	Open	High	Low	Close	値幅/週	引け形態	真の高値	真の安値	予想高値	予想安値	予想高値	予想安値	LBOP	S2	S1	PP	R1	R2	HBOP	3-days AVG		Support Zone 2	Support Zone 1	BP	Resistance Zone 1	Resistance Zone 2
2022/05/02 ～ 2022/05/06	163.42	163.91	160.33	161.13	358p	陰線引け	-	-					156.08	158.20	159.67	161.79	163.25	165.37	166.83			156.84 ～ 158.20	159.57 ～ 160.00	161.79	163.58 ～ 164.00	165.37 ～ 166.74
2022/05/09 ～ 2022/05/13	161.17	162.18	155.61	158.33	657p	陰線引け	162.18	158.33	160.25	156.40	160.25	153.68	148.66	152.13	155.23	158.71	161.80	165.28	168.37			149.62 ～ 152.13	154.64 ～ 155.42	158.71	161.99 ～ 162.77	165.28 ～ 167.79
2022/05/16 ～ 2022/05/20	158.50	161.85	157.44	159.68	441p	陽線引け	161.85	157.44	162.97	158.56	162.97	158.56	153.05	155.25	157.46	159.66	161.88	164.07	166.29	160.05	Bear	153.56 ～ 155.25	156.93 ～ 157.45	159.66	161.87 ～ 162.39	164.07 ～ 165.76
2022/05/23 ～ 2022/05/27	159.65	161.02	158.01	160.56	301p	陽線引け	161.02	158.01	162.30	159.28	162.30	159.28	155.69	156.85	158.71	159.86	161.72	162.87	164.73	159.41	Bull	155.70 ～ 156.85	158.00 ～ 158.36	159.86	161.37 ～ 161.72	162.87 ～ 164.03

GBP/USD

日足	Open	High	Low	Close	値幅/日	Demark 引け形態	真の高値	真の安値	予想高値	予想安値	予想高値	予想安値	StopLoss LBOP	Support S2	Support S1	Pivot PP	Resistance R1	Resistance R2	StopLoss HBOP	3-days AVG		Support Zone 2	Support Zone 1	BP	Resistance Zone 1	Resistance Zone 2
2022/05/23	1.2489	1.2601	1.2484	1.2588	117p	陽線引け	-	-					1.2397	1.2441	1.2514	1.2558	1.2631	1.2675	1.2748			1.2396 ～ 1.2441	1.2485 ～ 1.2499	1.2558	1.2616 ～ 1.2630	1.2675 ～ 1.2719
2022/05/24	1.2588	1.2599	1.2472	1.2534	127p	陰線引け	1.2599	1.2472	1.2566	1.2440	1.2566	1.2440	1.2345	1.2408	1.2471	1.2535	1.2598	1.2661	1.2724			1.2360 ～ 1.2408	1.2457 ～ 1.2472	1.2535	1.2598 ～ 1.2613	1.2661 ～ 1.2710
2022/05/25	1.2534	1.2591	1.2481	1.2580	109p	陽線引け	1.2591	1.2481	1.2640	1.2531	1.2640	1.2531	1.2401	1.2441	1.2511	1.2551	1.2620	1.2660	1.2729	1.2548	Bull	1.2400 ～ 1.2441	1.2483 ～ 1.2496	1.2551	1.2605 ～ 1.2618	1.2660 ～ 1.2702
2022/05/26	1.2581	1.2621	1.2552	1.2603	68p	陽線引け	1.2621	1.2552	1.2646	1.2578	1.2646	1.2578	1.2495	1.2524	1.2564	1.2592	1.2632	1.2660	1.2700	1.2559	Bull	1.2498 ～ 1.2524	1.2550 ～ 1.2558	1.2592	1.2626 ～ 1.2634	1.2660 ～ 1.2686
2022/05/27	1.2603	1.2667	1.2587	1.2630	80p	陽線引け	1.2667	1.2587	1.2688	1.2609	1.2688	1.2609	1.2509	1.2548	1.2589	1.2628	1.2669	1.2708	1.2748	1.2590	Bull	1.2518 ～ 1.2548	1.2579 ～ 1.2588	1.2628	1.2668 ～ 1.2677	1.2708 ～ 1.2738
週足	Open	High	Low	Close	値幅/週	引け形態	真の高値	真の安値	予想高値	予想安値	予想高値	予想安値	LBOP	S2	S1	PP	R1	R2	HBOP	3-days AVG		Support Zone 2	Support Zone 1	BP	Resistance Zone 1	Resistance Zone 2
2022/05/02 ～ 2022/05/06	1.2581	1.2638	1.2277	1.2343	362p	陰線引け	-	-					1.1839	1.2058	1.2200	1.2419	1.2562	1.2781	1.2923			1.1920 ～ 1.2058	1.2196 ～ 1.2238	1.2419	1.2600 ～ 1.2643	1.2781 ～ 1.2919
2022/05/09 ～ 2022/05/13	1.2345	1.2406	1.2156	1.2242	250p	陰線引け	1.2406	1.2242	1.2324	1.2160	1.2324	1.2074	1.1880	1.2018	1.2130	1.2268	1.2380	1.2518	1.2630			1.1923 ～ 1.2018	1.2114 ～ 1.2143	1.2268	1.2393 ～ 1.2423	1.2518 ～ 1.2614
2022/05/16 ～ 2022/05/20	1.2247	1.2525	1.2218	1.2489	307p	陽線引け	1.2525	1.2218	1.2660	1.2353	1.2660	1.2353	1.1989	1.2104	1.2296	1.2411	1.2603	1.2718	1.2910	1.2366	Bull	1.1986 ～ 1.2104	1.2221 ～ 1.2257	1.2411	1.2564 ～ 1.2600	1.2718 ～ 1.2835
2022/05/23 ～ 2022/05/27	1.2489	1.2667	1.2472	1.2630	195p	陽線引け	1.2667	1.2472	1.2746	1.2551	1.2746	1.2551	1.2317	1.2395	1.2512	1.2590	1.2707	1.2784	1.2902	1.2423	Bull	1.2320 ～ 1.2395	1.2469 ～ 1.2492	1.2590	1.2687 ～ 1.2710	1.2784 ～ 1.2859

IMM扱い8通貨/ダウ/日経/金/オイル/主要クロス円の過去5日及び過去5週の4本値

AUDUSD				5
Date	Open	High	Low	Close
2022/05/27	0.7096	0.7167	0.7090	0.7159
2022/05/26	0.7089	0.7110	0.7058	0.7096
2022/05/25	0.7107	0.7119	0.7036	0.7088
2022/05/24	0.7108	0.7113	0.7058	0.7108
2022/05/23	0.7056	0.7127	0.7050	0.7108

CADUSD				5
Date	Open	High	Low	Close
2022/05/27	0.7829	0.7863	0.7823	0.7860
2022/05/26	0.7802	0.7832	0.7783	0.7829
2022/05/25	0.7800	0.7811	0.7761	0.7802
2022/05/24	0.7829	0.7831	0.7768	0.7800
2022/05/23	0.7792	0.7833	0.7792	0.7832

CHFUSD				5
Date	Open	High	Low	Close
2022/05/27	1.0428	1.0476	1.0414	1.0444
2022/05/26	1.0391	1.0435	1.0381	1.0423
2022/05/25	1.0407	1.0415	1.0371	1.0393
2022/05/24	1.0351	1.0444	1.0341	1.0409
2022/05/23	1.0261	1.0379	1.0255	1.0354

CNYUSD				5
Date	Open	High	Low	Close
2022/05/27	0.1477	0.1486	0.1474	0.1485
2022/05/26	0.1490	0.1492	0.1477	0.1482
2022/05/25	0.1501	0.1502	0.1495	0.1497
2022/05/24	0.1501	0.1501	0.1495	0.1497
2022/05/23	0.1493	0.1503	0.1492	0.1502

EURUSD				5
Date	Open	High	Low	Close
2022/05/27	1.0731	1.0765	1.0698	1.0734
2022/05/26	1.0680	1.0733	1.0663	1.0732
2022/05/25	1.0732	1.0739	1.0643	1.0681
2022/05/24	1.0690	1.0748	1.0661	1.0733
2022/05/23	1.0560	1.0698	1.0560	1.0690

GBPUSD				5
Date	Open	High	Low	Close
2022/05/27	1.2603	1.2667	1.2587	1.2630
2022/05/26	1.2581	1.2621	1.2552	1.2603
2022/05/25	1.2534	1.2591	1.2481	1.2580
2022/05/24	1.2588	1.2599	1.2472	1.2534
2022/05/23	1.2489	1.2601	1.2484	1.2588

JPYUSD				5
Date	Open	High	Low	Close
2022/05/27	0.7866	0.7894	0.7859	0.7866
2022/05/26	0.7858	0.7902	0.7838	0.7866
2022/05/25	0.7884	0.7895	0.7844	0.7858
2022/05/24	0.7819	0.7913	0.7808	0.7883
2022/05/23	0.7822	0.7864	0.7809	0.7818

MXNUSD				5
Date	Open	High	Low	Close
2022/05/27	5.0572	5.1149	5.0532	5.1026
2022/05/26	5.0397	5.0598	5.0334	5.0582
2022/05/25	5.0381	5.0532	5.0177	5.0430
2022/05/24	5.0312	5.0525	5.0143	5.0358
2022/05/23	5.0370	5.0568	5.0229	5.0315

NZDUSD				5
Date	Open	High	Low	Close
2022/05/27	0.6481	0.6550	0.6473	0.6538
2022/05/26	0.6476	0.6500	0.6448	0.6481
2022/05/25	0.6458	0.6514	0.6423	0.6477
2022/05/24	0.6471	0.6471	0.6423	0.6459
2022/05/23	0.6407	0.6492	0.6403	0.6469

Nikkei 225 –Japan (NKX)							5
Date	Open	High	Low	Close	(ドル建て終値)	出来高	
2022/05/27	26947.80	26996.70	26731.60	26781.68	210.66	0	1210510100
2022/05/26	26685.02	26895.90	26598.74	26604.84	209.29	645123400	1122107200
2022/05/25	26711.53	26795.89	26578.05	26677.80	209.64	723401500	1205465100
2022/05/24	27005.43	27005.43	26736.01	26748.14	210.86	674413300	1166842200
2022/05/23	26991.42	27047.47	26832.65	27001.52	211.11	650270400	1156524300
週4本値	26991.42	27047.47	26578.05	26781.68	210.66	(N225銘柄計)	(東証一部全体計)

XAUUSD				5
Date	Open	High	Low	Close
2022/05/27	1851.21	1861.87	1848.13	1853.50
2022/05/26	1853.20	1854.40	1841.79	1850.82
2022/05/25	1865.71	1868.13	1843.57	1853.31
2022/05/24	1853.73	1869.72	1849.43	1866.54
2022/05/23	1846.00	1865.35	1844.17	1853.58
週4本値	1846.00	1869.72	1841.79	1853.50

Dow Jones Industrial – USA (DJIA)				5
Date	Open	High	Low	Close	出来高
2022/05/27	32735.09	33213.62	32682.01	33212.96	328770000
2022/05/26	32248.17	32774.14	32248.17	32637.19	351220000
2022/05/25	31816.31	32254.44	31754.33	32120.28	343460000
2022/05/24	31717.61	32014.86	31365.59	31928.62	382950000
2022/05/23	31395.89	31968.42	31395.89	31880.24	402010000
週4本値	31395.89	33213.62	31365.59	33212.96	

Historical Data by

Stooq yahoo! finance

Arrangeement by

https://fx.najirane.com

Crude Light Oil				5	
Date	Open	High	Low	Close	出来高
2022/05/27	114.20	115.30	112.85	115.07	234752
2022/05/26	110.69	114.83	110.27	114.09	234752
2022/05/25	110.39	111.68	109.23	110.33	191370
2022/05/24	110.41	111.43	108.61	109.77	224794
2022/05/23	110.56	111.96	109.15	110.29	215623
週4本値	110.56	115.30	108.61	115.07	

USDJPY				5
日付	始値	高値	安値	終値
2022/05/27	127.12	127.25	126.68	127.13
2022/05/26	127.26	127.58	126.56	127.12
2022/05/25	126.85	127.49	126.66	127.25
2022/05/24	127.90	128.08	126.37	126.85
2022/05/23	127.87	128.06	127.16	127.90

EURJPY				5
日付	始値	高値	安値	終値
2022/05/27	136.42	136.72	135.85	136.46
2022/05/26	135.91	136.64	135.23	136.42
2022/05/25	136.14	136.24	135.00	135.92
2022/05/24	136.73	136.78	135.56	136.16
2022/05/23	135.06	136.80	134.66	136.72

GBPJPY				5
日付	始値	高値	安値	終値
2022/05/27	160.22	160.65	159.83	160.56
2022/05/26	160.10	160.83	159.02	160.22
2022/05/25	158.99	160.30	158.40	160.09
2022/05/24	161.00	161.00	158.01	159.00
2022/05/23	159.65	161.02	159.42	161.00

USDJPY	Weekly			28
日付	始値	高値	安値	終値
2022/05/27	127.87	128.08	126.37	127.13
2022/05/20	129.39	129.78	127.03	127.86
2022/05/13	130.56	131.35	127.53	129.33
2022/05/06	129.90	130.81	128.66	130.55
2022/04/29	128.54	131.25	126.95	129.76

EURJPY	Weekly			28
日付	始値	高値	安値	終値
2022/05/27	135.06	136.80	134.66	136.46
2022/05/20	134.55	136.69	133.76	134.98
2022/05/13	137.62	138.32	132.67	134.52
2022/05/06	137.01	138.15	136.50	137.70
2022/04/29	138.91	139.19	134.77	136.88

GBPJPY	Weekly			28
日付	始値	高値	安値	終値
2022/05/27	159.65	161.02	158.01	160.56
2022/05/20	158.50	161.85	157.44	159.68
2022/05/13	161.17	162.18	155.61	158.33
2022/05/06	163.42	163.91	160.33	161.13
2022/04/29	165.03	165.32	159.66	163.19

先週のIMM取り扱い対ドル8通貨チャート

※ 赤点線は週最高値/青天線は週最安値、BB中心線はSMA21

2022/05/23 ～ 2022/05/27

Chart by OANDA Japan MetaTrader4

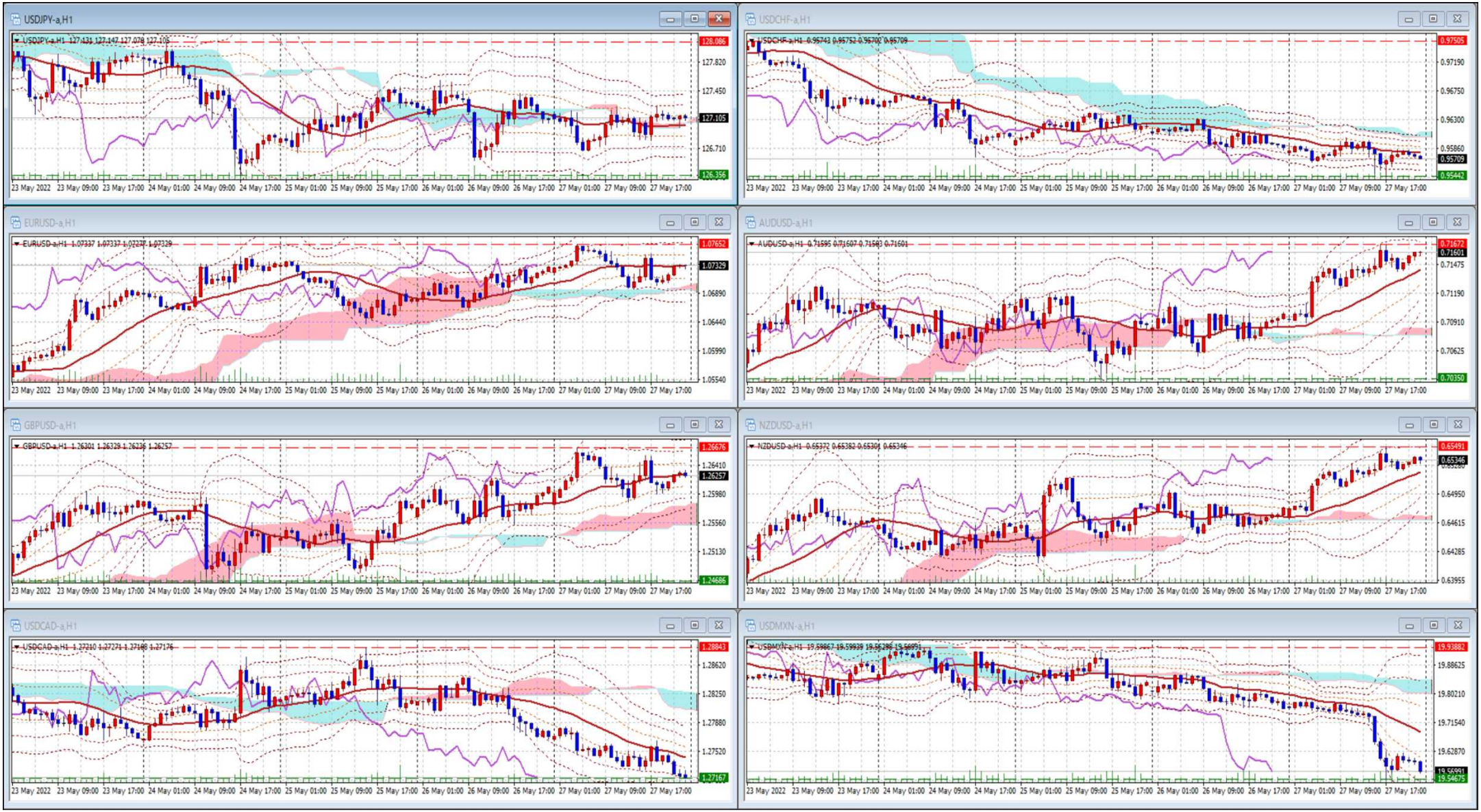

Pivot Maker Ver 3.0 by FX_勝てば官軍？

https://fx.najirane.com