

JAPANESE YEN - CHICAGO MERCANTILE EXCHANGE

Code-097741

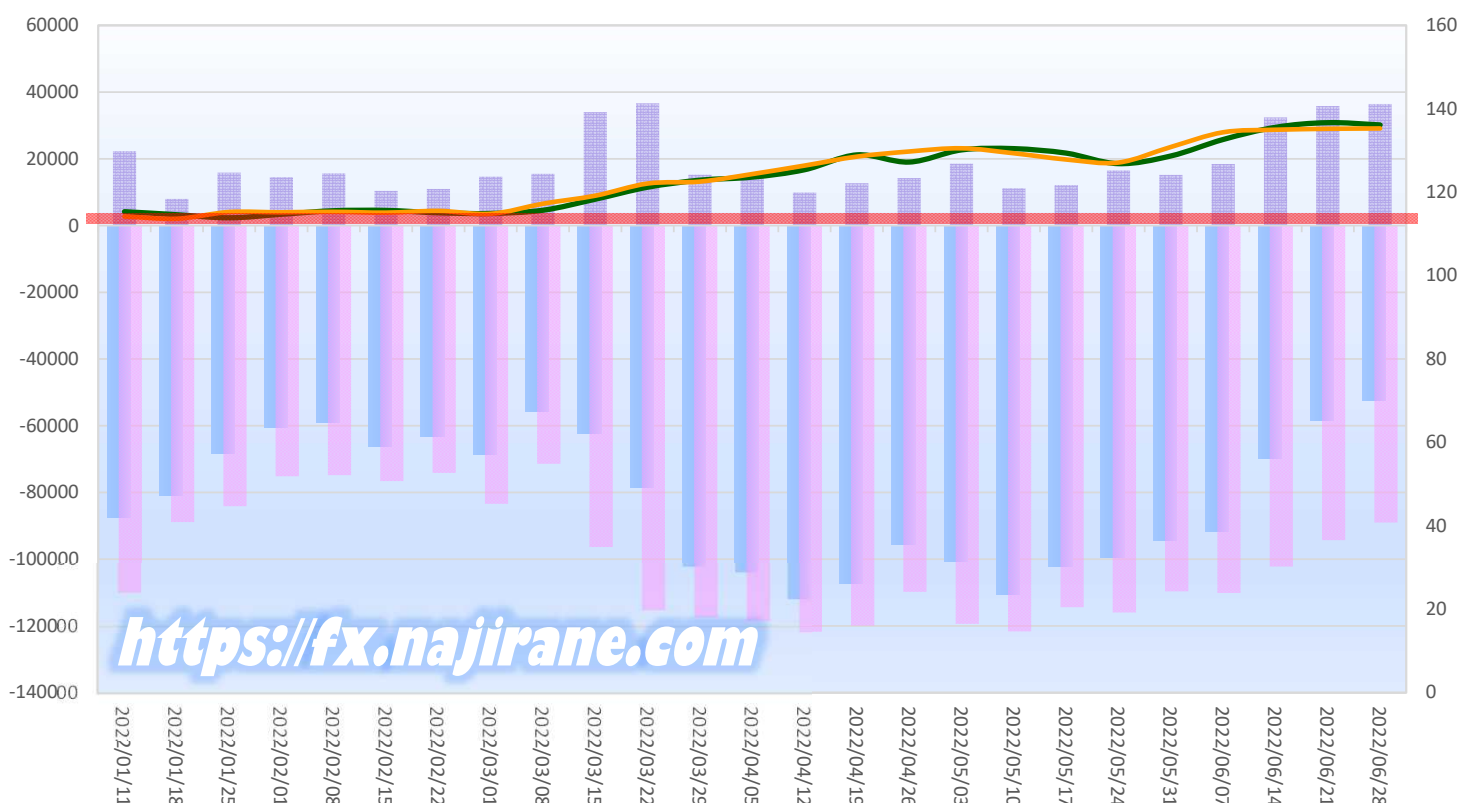
2022/01/04 ~ 2022/06/28

2022/07/01 NYクローズ時公表値

Report_Date	Non Commercial Positions											参考引け値		
	Long	増減	増減(%)	Short	増減	増減(%)	売り越し	増減	増減(%)	売買計	増減	増減(%)	6/28(火)	7/1(金)
2022/06/28	36462	598	1.7%	89032	-5286	-5.6%	52570	-5884	-10.1%	125494	-4688	-3.6%	136.14	135.30
2022/06/21	35864	3423	10.6%	94318	-7878	-7.7%	58454	-11301	-16.2%	130182	-4455	-3.3%	136.67	135.20
2022/06/14	32441	13975	75.7%	102196	-7916	-7.2%	69755	-21891	-23.9%	134637	6059	4.7%	135.57	134.98
2022/06/07	18466	3265	21.5%	110112	472	0.4%	91646	-2793	-3.0%	128578	3737	3.0%	132.64	134.38
2022/05/31	15201	-1366	-8.2%	109640	-6371	-5.5%	94439	-5005	-5.0%	124841	-7737	-5.8%	128.70	130.85
2022/05/24	16567	4454	36.8%	116011	1589	1.4%	99444	-2865	-2.8%	132578	6043	4.8%	126.85	127.13
2022/05/17	12113	917	8.2%	114422	-7228	-5.9%	102309	-8145	-7.4%	126535	-6311	-4.8%	129.37	127.86
2022/05/10	11196	-7389	-39.8%	121650	2271	1.9%	110454	9660	9.6%	132846	-5118	-3.7%	130.44	129.33
2022/05/03	18585	4316	30.2%	119379	9575	8.7%	100794	5259	5.5%	137964	13891	11.2%	130.13	130.55
2022/04/26	14269	1546	12.2%	109804	-10106	-8.4%	95535	-11652	-10.9%	124073	-8560	-6.5%	127.22	129.76
2022/04/19	12723	2798	28.2%	119910	-1842	-1.5%	107187	-4640	-4.1%	132633	956	0.7%	128.94	128.54
2022/04/12	9925	-4658	-31.9%	121752	3340	2.8%	111827	7998	7.7%	131677	-1318	-1.0%	125.38	126.39
2022/04/05	14583	-691	-4.5%	118412	1007	0.9%	103829	1698	1.7%	132995	316	0.2%	123.60	124.35
2022/03/29	15274	-21402	-58.4%	117405	2247	2.0%	102131	23649	30.1%	132679	-19155	-12.6%	122.88	122.54
2022/03/22	36676	2660	7.8%	115158	18802	19.5%	78482	16142	25.9%	151834	21462	16.5%	121.19	122.09
2022/03/15	34016	18468	118.8%	96356	24952	34.9%	62340	6484	11.6%	130372	43420	49.9%	118.32	119.15
2022/03/08	15548	883	6.0%	71404	-11993	-14.4%	55856	-12876	-18.7%	86952	-11110	-11.3%	115.67	117.25
2022/03/01	14665	3689	33.6%	83397	9234	12.5%	68732	5545	8.8%	98062	12923	15.2%	114.91	114.81
2022/02/22	10976	551	5.3%	74163	-2424	-3.2%	63187	-2975	-4.5%	85139	-1873	-2.2%	115.06	115.53
2022/02/15	10425	-5267	-33.6%	76587	1747	2.3%	66162	7014	11.9%	87012	-3520	-3.9%	115.62	115.08
2022/02/08	15692	1182	8.1%	74840	-310	-0.4%	59148	-1492	-2.5%	90532	872	1.0%	115.55	115.29
2022/02/01	14510	-1356	-8.5%	75150	-8989	-10.7%	60640	-7633	-11.2%	89660	-10345	-10.3%	114.70	115.19
2022/01/25	15866	7864	98.3%	84139	-4742	-5.3%	68273	-12606	-15.6%	100005	3122	3.2%	113.86	115.25
2022/01/18	8002	-14362	-64.2%	88881	-21008	-19.1%	80879	-6646	-7.6%	96883	-35370	-26.7%	114.61	113.65
2022/01/11	22364	-18452	-45.2%	109889	6811	6.6%	87525	25263	40.6%	132253	-11641	-8.1%	115.32	114.19
2022/01/04	40816			103078			62262			143894			116.14	115.56

JAPANESE YEN - CHICAGO MERCANTILE EXCHANGE
FUTURES ONLY POSITIONS

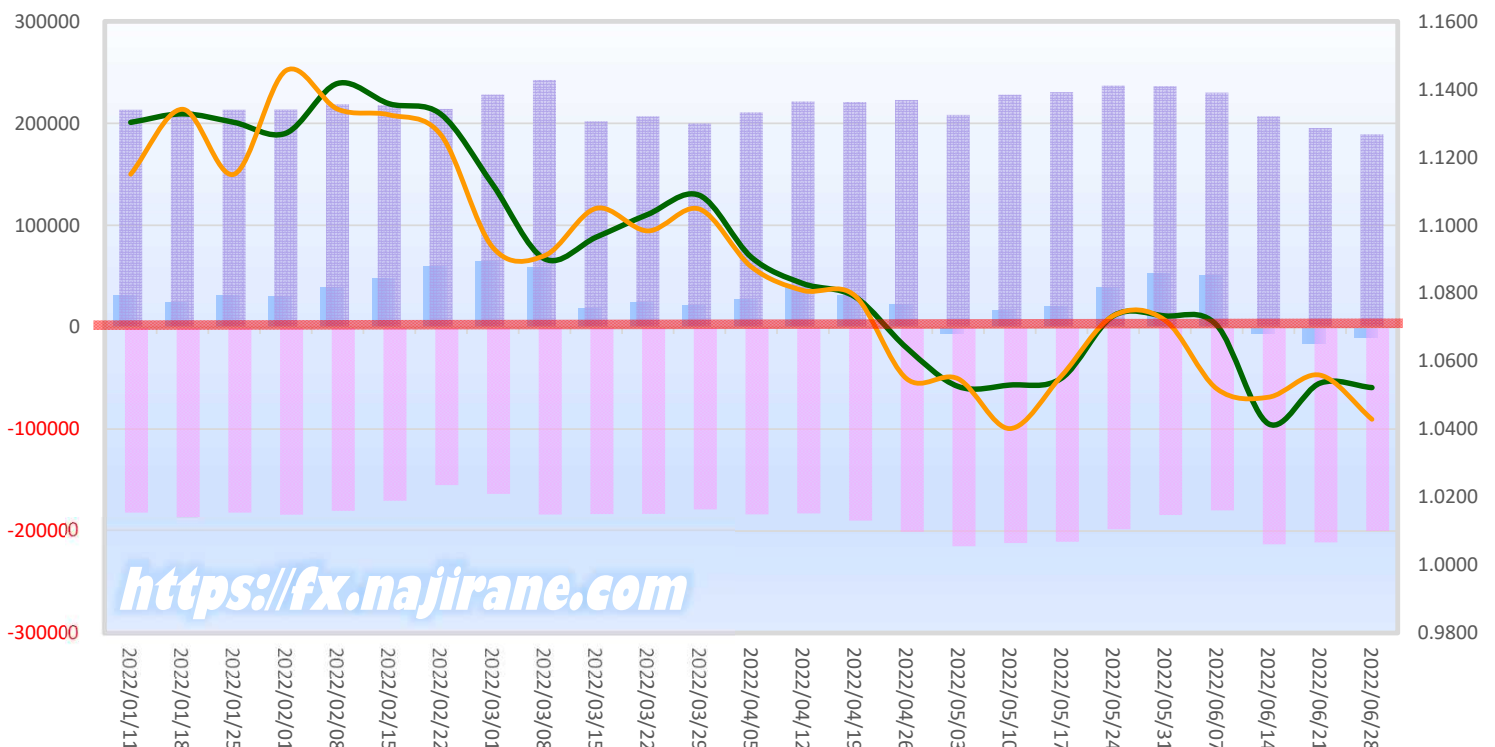
売越し Long Short 火曜終値 金曜終値



EURO FX - CHICAGO MERCANTILE EXCHANGE											Code-099741			
2022/01/04 ~ 2022/06/28											2022/07/01 NYクローズ時公表値			
Report_Date	Non Commercial Positions								参考引け値					
	Long	増減		Short	増減		売り越し	増減		売買計	増減		6/28(火)	7/1(金)
2022/06/28	189414	-6140	-3.1%	200010	-11149	-5.3%	10596	-5009	-32.1%	389424	-17289	-4.3%	1.0522	1.0429
2022/06/21	195554	-11432	-5.5%	211159	-1845	-0.9%	15605	9587	159.3%	406713	-13277	-3.2%	1.0536	1.0559
2022/06/14	206986	-23262	-10.1%	213004	33299	18.5%	6018	-56561	-111.9%	419990	10037	2.4%	1.0416	1.0494
2022/06/07	230248	-6305	-2.7%	179705	-4576	-2.5%	-50543	-1729	-3.3%	409953	-10881	-2.6%	1.0706	1.0519
2022/05/31	236553	-519	-0.2%	184281	-13861	-7.0%	-52272	13342	34.3%	420834	-14380	-3.3%	1.0733	1.0721
2022/05/24	237072	6302	2.7%	198142	-12289	-5.8%	-38930	18591	91.4%	435214	-5987	-1.4%	1.0733	1.0734
2022/05/17	230770	2540	1.1%	210431	-1270	-0.6%	-20339	3810	23.1%	441201	1270	0.3%	1.0550	1.0557
2022/05/10	228230	19781	9.5%	211701	-3126	-1.5%	-16529	-22907	-359.2%	439931	16655	3.9%	1.0530	1.0402
2022/05/03	208449	-14544	-6.5%	214827	14035	7.0%	6378	-28579	-128.7%	423276	-509	-0.1%	1.0526	1.0548
2022/04/26	222993	1990	0.9%	200792	11090	5.8%	-22201	-9100	-29.1%	423785	13080	3.2%	1.0640	1.0549
2022/04/19	221003	-642	-0.3%	189702	7117	3.9%	-31301	-7759	-19.9%	410705	6475	1.6%	1.0790	1.0793
2022/04/12	221645	10731	5.1%	182585	-959	-0.5%	-39060	11690	42.7%	404230	9772	2.5%	1.0828	1.0808
2022/04/05	210914	10871	5.4%	183544	4875	2.7%	-27370	5996	28.1%	394458	15746	4.2%	1.0906	1.0878
2022/03/29	200043	-7008	-3.4%	178669	-4539	-2.5%	-21374	-2469	-10.4%	378712	-11547	-3.0%	1.1088	1.1048
2022/03/22	207051	5011	2.5%	183208	-38	0.0%	-23843	5049	26.9%	390259	4973	1.3%	1.1032	1.0984
2022/03/15	202040	-40643	-16.7%	183246	-593	-0.3%	-18794	-40050	-68.1%	385286	-41236	-9.7%	1.0965	1.1050
2022/03/08	242683	14298	6.3%	183839	20393	12.5%	-58844	-6095	-9.4%	426522	34691	8.9%	1.0902	1.0910
2022/03/01	228385	14190	6.6%	163446	8557	5.5%	-64939	5633	9.5%	391831	22747	6.2%	1.1120	1.0935
2022/02/22	214195	-3704	-1.7%	154889	-15429	-9.1%	-59306	11725	24.6%	369084	-19133	-4.9%	1.1327	1.1266
2022/02/15	217899	-1074	-0.5%	170318	-9813	-5.4%	-47581	8739	22.5%	388217	-10887	-2.7%	1.1358	1.1325
2022/02/08	218973	5410	2.5%	180131	-3716	-2.0%	-38842	9126	30.7%	399104	1694	0.4%	1.1418	1.1342
2022/02/01	213563	155	0.1%	183847	1999	1.1%	-29716	-1844	-5.8%	397410	2154	0.5%	1.1271	1.1455
2022/01/25	213408	1507	0.7%	181848	-5469	-2.9%	-31560	6976	28.4%	395256	-3962	-1.0%	1.1303	1.1150
2022/01/18	211901	7540	3.7%	187317	-11039	-5.6%	-24584	18579	309.4%	399218	-3499	-0.9%	1.1328	1.1342
2022/01/11	204361	5288	2.7%	198356	-2271	-1.1%	-6005	-7559	-486.4%	402717	3017	0.8%	1.1369	1.1415
2022/01/04	199073			200627			1554			399700			1.1285	1.1361

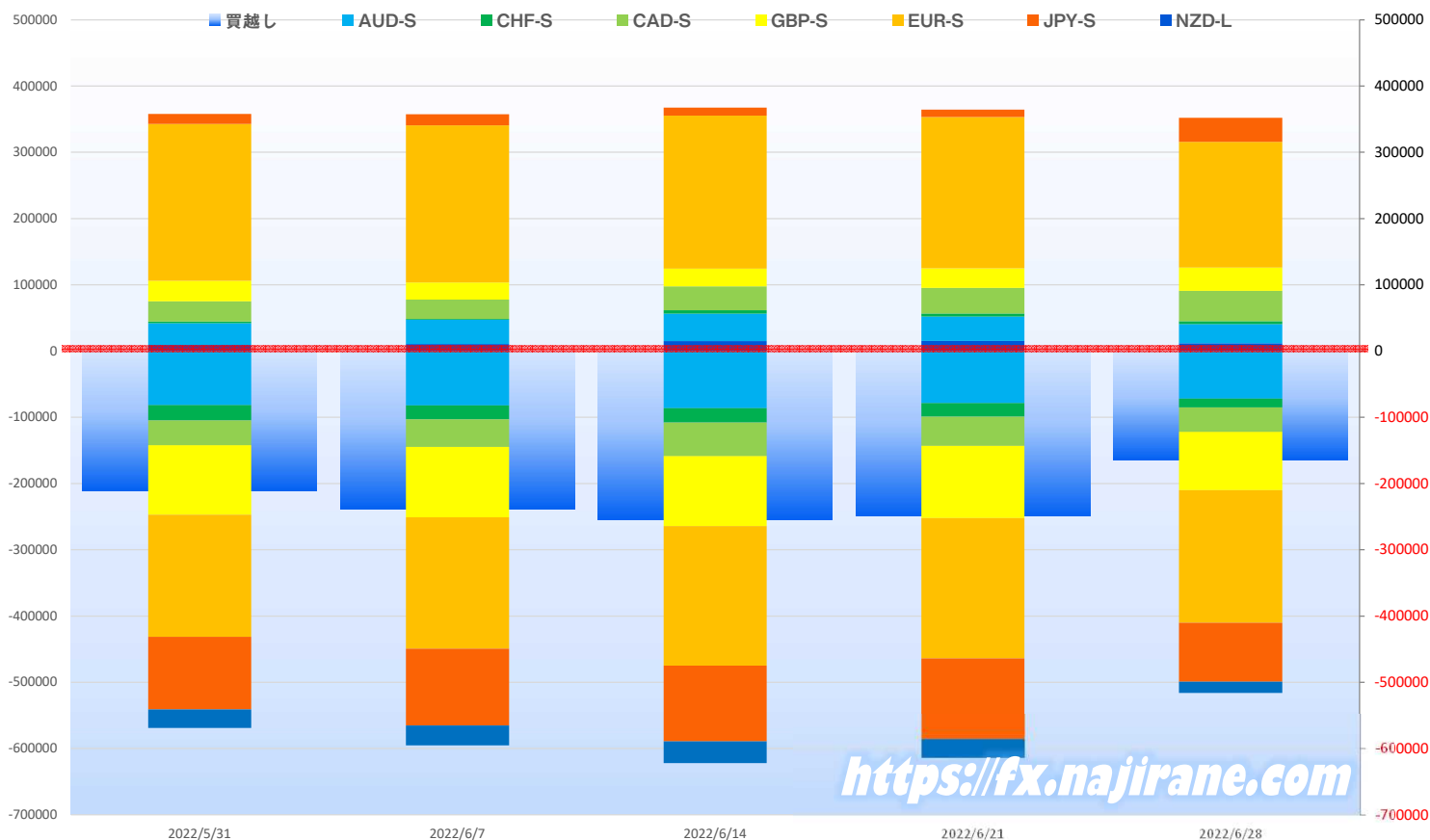
EURO FX - CHICAGO MERCANTILE EXCHANGE FUTURES ONLY POSITIONS

■ 売越し ■ Long ■ Short ■ 火曜終値 ■ 金曜終値



	2022/05/31			2022/06/07			2022/06/14			2022/06/21			2022/06/28		
	Long	Short	売り越し	Long	Short	売り越し	Long	Short	売り越し	Long	Short	売り越し	Long	Short	売り越し
JPY	15201	109640	94439	18466	110112	91646	32441	102196	69755	35864	94318	58454	36462	89032	52570
	前週比 枚数増減 (枚)			3265	472	-2793	13975	-7916	-21891	3423	-7878	-11301	598	-5286	-5884
	前週比 枚数増減 (%)			21.5%	0.4%	-3.0%	75.7%	-7.2%	-23.9%	10.6%	-7.7%	-16.2%	1.7%	-5.6%	-10.1%
EUR	236553	184281	-52272	230248	179705	-50543	206986	213004	6018	195554	211159	15605	189414	200010	10596
	前週比 枚数増減 (枚)			-6305	-4576	-1729	-23262	33299	56561	-11432	-1845	9587	-6140	-11149	-5009
	前週比 枚数増減 (%)			-2.7%	-2.5%	-3.3%	-10.1%	18.5%	111.9%	-5.5%	-0.9%	159.3%	-3.1%	-5.3%	-32.1%
GBP	30788	104893	74105	34618	105428	70810	29343	94939	65596	28470	91717	63247	35184	88302	53118
	前週比 枚数増減 (枚)			3830	535	-3295	-5275	-10489	-5214	-873	-3222	-2349	6714	-3415	-10129
	前週比 枚数増減 (%)			12.4%	0.5%	-4.4%	-15.2%	-9.9%	-7.4%	-3.0%	-3.4%	-3.6%	23.6%	-3.7%	-16.0%
AUD	32897	81579	48682	31720	79616	47896	31660	74914	43254	31745	72351	40606	28887	71867	42980
	前週比 枚数増減 (枚)			-1177	-1963	-786	-60	-4702	-4642	85	-2563	-2648	-2858	-484	2374
	前週比 枚数増減 (%)			-3.6%	-2.4%	-1.6%	-0.2%	-5.9%	-9.7%	0.3%	-3.4%	-6.1%	-9.0%	-0.7%	5.8%
CAD	30520	37527	7007	39288	40350	1062	56550	33348	-23202	42260	38155	-4105	45893	36796	-9097
	前週比 枚数増減 (枚)			8768	2823	-5945	17262	-7002	24264	-14290	4807	-19097	3633	-1359	4992
	前週比 枚数増減 (%)			28.7%	7.5%	-84.8%	43.9%	-17.4%	2284.7%	-25.3%	14.4%	-82.3%	8.6%	-3.6%	121.6%
CHF	2641	23099	20458	2609	18741	16132	4291	11099	6808	3068	10225	7157	4523	13114	8591
	前週比 枚数増減 (枚)			-32	-4358	-4326	1682	-7642	-9324	-1223	-874	349	1455	2889	1434
	前週比 枚数増減 (%)			-1.2%	-18.9%	-21.1%	64.5%	-40.8%	-57.8%	-28.5%	-7.9%	5.1%	47.4%	28.3%	20.0%
NZD	9179	27903	18724	12310	32081	19771	14894	21732	6838	14652	20075	5423	11720	17031	5311
	前週比 枚数増減 (枚)			3131	4178	1047	2584	-10349	-12933	-242	-1657	-1415	-2932	-3044	-112
	前週比 枚数増減 (%)			34.1%	15.0%	5.6%	21.0%	-32.3%	-65.4%	-1.6%	-7.6%	-20.7%	-20.0%	-15.2%	-2.1%
MXN	114480	79031	-35449	119162	86436	-32726	114093	140474	26381	96147	123017	26870	107031	121011	13980
	前週比 枚数増減 (枚)			4682	7405	-2723	-5069	54038	59107	-17946	-17457	489	10884	-2006	-12890
	前週比 枚数増減 (%)			4.1%	9.4%	-7.7%	-4.3%	62.5%	180.6%	-15.7%	-12.4%	1.9%	11.3%	-1.6%	-48.0%
Total All 8	472259	647953	175694	488421	652469	164048	490258	691706	201448	447760	661017	213257	459114	637163	178049
	前週比 枚数増減 (枚)			16162	4516	-11646	1837	39237	37400	-42498	-30689	11809	11354	-23854	-35208
	前週比 枚数増減 (%)			3.4%	0.7%	-6.6%	0.4%	6.0%	22.8%	-8.7%	-4.4%	5.9%	2.5%	-3.6%	-16.5%
Total 7 (MXN除く)	357779	568922	211143	369259	566033	196774	376165	551232	175067	351613	538000	186387	352083	516152	164069
	前週比 枚数増減 (枚)			11480	-2889	-14369	6906	-14801	-21707	-24552	-13232	11320	470	-21848	-22318
	前週比 枚数増減 (%)			3.2%	-0.5%	-6.8%	1.9%	-2.6%	-11.0%	-6.5%	-2.4%	6.5%	0.1%	-4.1%	-12.0%

直近5週 CFTC IMM主要7通貨の売買構成

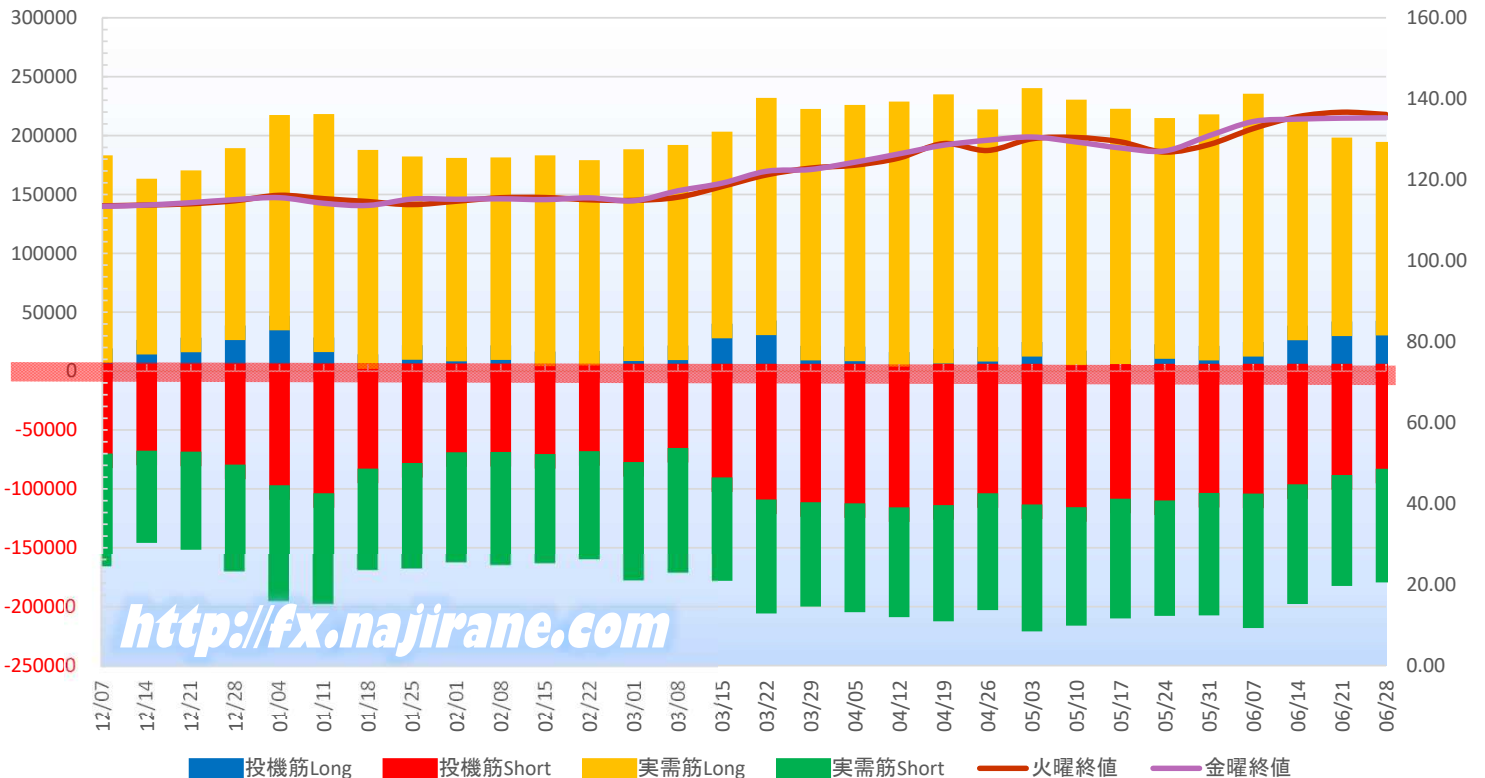


JAPANESE YEN - CHICAGO MERCANTILE EXCHANGE
FUTURES ONLY POSITIONS

Code-097741
2022/07/01 公表値

Date	投機筋集計				実需筋集計				投機筋+実需筋合計				ドル円終値	
	円買い	円売り	売り越し	売買計	円買い	円売り	売り越し	売買計	円買い	円売り	売り越し	売買計	火曜締め	金曜締め
2022/06/28	36462	89032	52570	125494	152071	84176	-67895	236247	188533	173208	-15325	361741	136.14	135.30
2022/06/21	35864	94318	58454	130182	156248	81899	-74349	238147	192112	176217	-15895	368329	136.67	135.20
2022/06/14	32441	102196	69755	134637	175789	89346	-86443	265135	208230	191542	-16688	399772	135.57	134.98
2022/06/07	18466	110112	91646	128578	210889	101780	-109109	312669	229355	211892	-17463	441247	132.64	134.38
2022/05/31	15201	109640	94439	124841	196584	91535	-105049	288119	211785	201175	-10610	412960	128.70	130.85
2022/05/24	16567	116011	99444	132578	192215	85516	-106699	277731	208782	201527	-7255	410309	126.85	127.13
2022/05/17	12113	114422	102309	126535	204417	89355	-115062	293772	216530	203777	-12753	420307	129.37	127.86
2022/05/10	11196	121650	110454	132846	213084	88157	-124927	301241	224280	209807	-14473	434087	130.44	129.33
2022/05/03	18585	119379	100794	137964	215563	95299	-120264	310862	234148	214678	-19470	448826	130.13	130.55
2022/04/26	14269	109804	95535	124073	201828	86907	-114921	288735	216097	196711	-19386	412808	127.22	129.76
2022/04/19	12723	119910	107187	132633	216101	86259	-129842	302360	228824	206169	-22655	434993	128.94	128.54
2022/04/12	9925	121752	111827	131677	212850	80948	-131902	293798	222775	202700	-20075	425475	125.38	126.39
2022/04/05	14583	118412	103829	132995	205209	79985	-125224	285194	219792	198397	-21395	418189	123.60	124.35
2022/03/29	15274	117405	102131	132679	201190	76340	-124850	277530	216464	193745	-22719	410209	122.88	122.54
2022/03/22	36676	115158	78482	151834	189100	84310	-104790	273410	225776	199468	-26308	425244	121.19	122.09
2022/03/15	34016	96356	62340	130372	163089	75492	-87597	238581	197105	171848	-25257	368953	118.32	119.15
2022/03/08	15548	71404	55856	86952	170330	93673	-76657	264003	185878	165077	-20801	350955	115.67	117.25
2022/03/01	14665	83397	68732	98062	167605	88070	-79535	255675	182270	171467	-10803	353737	114.91	114.81
2022/02/22	10976	74163	63187	85139	162044	79564	-82480	241608	173020	153727	-19293	326747	115.06	115.53
2022/02/15	10425	76587	66162	87012	166645	80389	-86256	247034	177070	156976	-20094	334046	115.62	115.08
2022/02/08	15692	74840	59148	90532	159601	83644	-75957	243245	175293	158484	-16809	333777	115.55	115.29
2022/02/01	14510	75150	60640	89660	160358	81005	-79353	241363	174868	156155	-18713	331023	114.70	115.19
2022/01/25	15866	84139	68273	100005	160178	77315	-82863	237493	176044	161454	-14590	337498	113.86	115.25
2022/01/18	8002	88881	80879	96883	173701	73961	-99740	247662	181703	162842	-18861	344545	114.61	113.65
2022/01/11	22364	109889	87525	132253	189708	81316	-108392	271024	212072	191205	-20867	403277	115.32	114.19
2022/01/04	40816	103078	62262	143894	170537	85793	-84744	256330	211353	188871	-22482	400224	116.14	115.56
2021/12/28	32475	85577	53102	118052	150647	78283	-72364	228930	183122	163860	-19262	346982	114.81	115.10
2021/12/21	22191	74477	52286	96668	142161	71002	-71159	213163	164352	145479	-18873	309831	114.08	114.35
2021/12/14	20231	73754	53523	93985	136938	65878	-71060	202816	157169	139632	-17537	296801	113.75	113.75
2021/12/07	13148	76229	63081	89377	163847	83350	-80497	247197	176995	159579	-17416	336574	113.57	113.42

JAPANESE YEN - CHICAGO MERCANTILE EXCHANGE
FUTURES ONLY POSITIONS Cord-097741

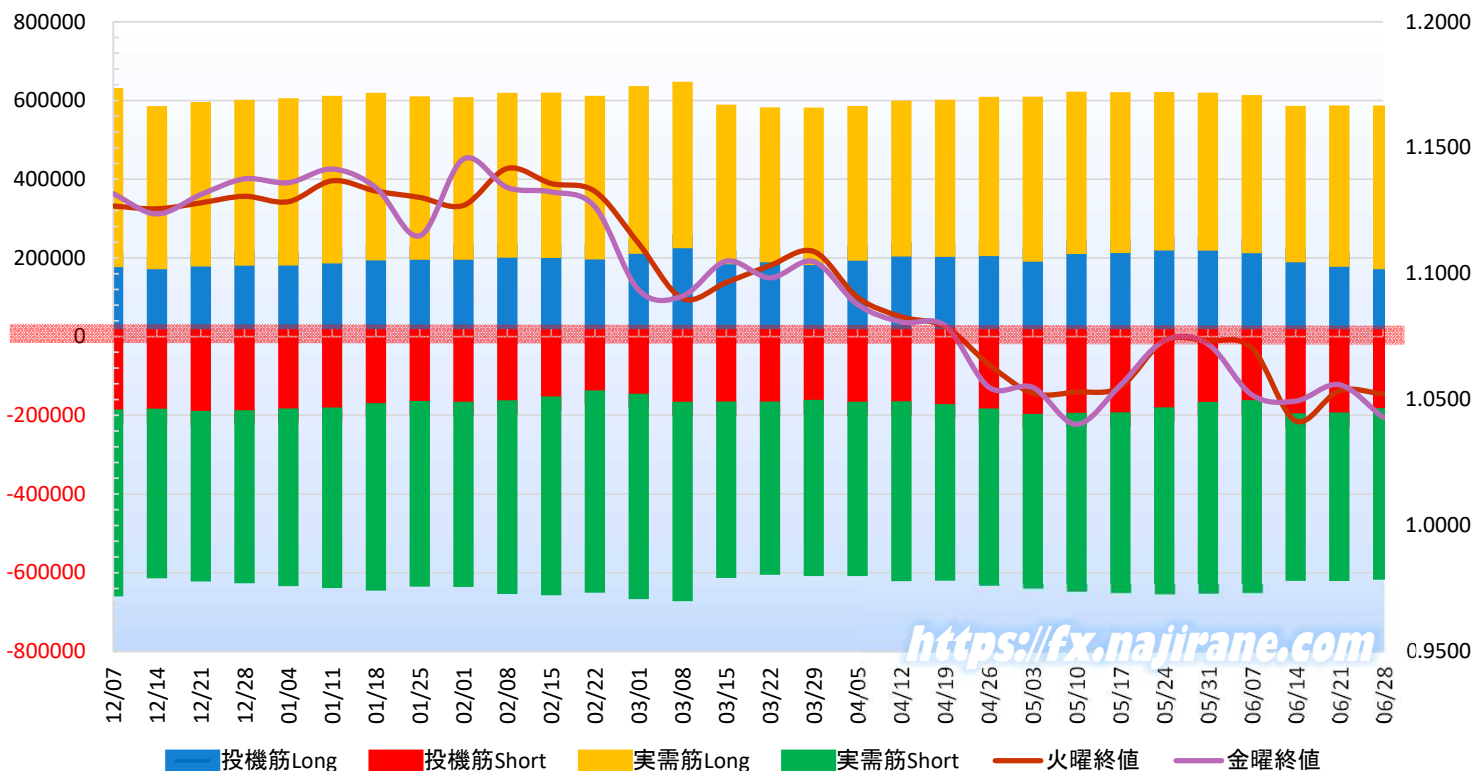


EURO FX - CHICAGO MERCANTILE EXCHANGE
FUTURES ONLY POSITIONS

Code-099741
2022/07/01 公表値

Date	投機筋集計				実需筋集計				投機筋+実需筋合計				ユーロドル終値	
	EUR買い	EUR売り	売り越し	売買計	EUR買い	EUR売り	売り越し	売買計	EUR買い	EUR売り	売り越し	売買計	火曜締め	金曜締め
2022/06/28	189414	200010	10596	389424	380084	399896	19812	779980	569498	599906	30408	1169404	1.0522	1.0429
2022/06/21	195554	211159	15605	406713	373695	391877	18182	765572	569249	603036	33787	1172285	1.0536	1.0559
2022/06/14	206986	213004	6018	419990	361159	389654	28495	750813	568145	602658	34513	1170803	1.0416	1.0494
2022/06/07	230248	179705	-50543	409953	365628	453817	88189	819445	595876	633522	37646	1229398	1.0706	1.0519
2022/05/31	236553	184281	-52272	420834	365434	450620	85186	816054	601987	634901	32914	1236888	1.0733	1.0721
2022/05/24	237072	198142	-38930	435214	366345	438945	72600	805290	603417	637087	33670	1240504	1.0733	1.0734
2022/05/17	230770	210431	-20339	441201	372113	423630	51517	795743	602883	634061	31178	1236944	1.0550	1.0557
2022/05/10	228230	211701	-16529	439931	376043	419069	43026	795112	604273	630770	26497	1235043	1.0530	1.0402
2022/05/03	208449	214827	6378	423276	383222	407808	24586	791030	591671	622635	30964	1214306	1.0526	1.0548
2022/04/26	222993	200792	-22201	423785	368280	414387	46107	782667	591273	615179	23906	1206452	1.0640	1.0549
2022/04/19	221003	189702	-31301	410705	362930	412656	49726	775586	583933	602358	18425	1186291	1.0790	1.0793
2022/04/12	221645	182585	-39060	404230	359853	420603	60750	780456	581498	603188	21690	1184686	1.0828	1.0808
2022/04/05	210914	183544	-27370	394458	357140	406757	49617	763897	568054	590301	22247	1158355	1.0906	1.0878
2022/03/29	200043	178669	-21374	378712	364163	411511	47348	775674	564206	590180	25974	1154386	1.1088	1.1048
2022/03/22	207051	183208	-23843	390259	357492	403870	46378	761362	564543	587078	22535	1151621	1.1032	1.0984
2022/03/15	202040	183246	-18794	385286	369253	411882	42629	781135	571293	595128	23835	1166421	1.0965	1.1050
2022/03/08	242683	183839	-58844	426522	386654	470527	83873	857181	629337	654366	25029	1283703	1.0902	1.0910
2022/03/01	228385	163446	-64939	391831	390260	485365	95105	875625	618645	648811	30166	1267456	1.1120	1.0935
2022/02/22	214195	154889	-59306	369084	379583	477633	98050	857216	593778	632522	38744	1226300	1.1327	1.1266
2022/02/15	217899	170318	-47581	388217	383827	468884	85057	852711	601726	639202	37476	1240928	1.1358	1.1325
2022/02/08	218973	180131	-38842	399104	382426	455678	73252	838104	601399	635809	34410	1237208	1.1418	1.1342
2022/02/01	213563	183847	-29716	397410	376805	434272	57467	811077	590368	618119	27751	1208487	1.1271	1.1455
2022/01/25	213408	181848	-31560	395256	379154	435412	56258	814566	592562	617260	24698	1209822	1.1303	1.1150
2022/01/18	211901	187317	-24584	399218	389617	440081	50464	829698	601518	627398	25880	1228916	1.1328	1.1342
2022/01/11	204361	198356	-6005	402717	389191	422581	33390	811772	593552	620937	27385	1214489	1.1369	1.1415
2022/01/04	199073	200627	1554	399700	388742	415200	26458	803942	587815	615827	28012	1203642	1.1285	1.1361
2021/12/28	198617	205251	6634	403868	384857	403390	18533	788247	583474	608641	25167	1192115	1.1307	1.1376
2021/12/21	196595	206757	10162	403352	381670	397296	15626	778966	578265	604053	25788	1182318	1.1281	1.1314
2021/12/14	189530	201409	11879	390939	378079	394668	16589	772747	567609	596077	28468	1163686	1.1257	1.1237
2021/12/07	194869	203168	8299	398037	418656	438831	20175	857487	613525	641999	28474	1255524	1.1269	1.1317

EURO FX - CHICAGO MERCANTILE EXCHANGE
FUTURES ONLY POSITIONS Code-099741



<https://fx.najirane.com>

Bitcoin/USD 及び CME Futures (当月及び限月別)

※取引単位=5ビットコイン
(CME CFビットコイン参考基準レート=BRRを対象)

Bitcoin/USD					CME Futures 2022/07		CME Futures 2022/08		CME Futures 2022/09		CME Futures 2022/10		CME Futures 2022/11	
Date	Open	High	Low	Close	Close	Volume	Close	Volume	Close	Volume	Close	Volume	Close	Volume
2022/4/23	39739	39936	39352	39487	0	0	0	0	0	0	0	0	0	0
2022/4/24	39478	39846	39234	39469	0	0	0	0	0	0	0	0	0	0
2022/4/25	39473	40492	38338	40458	40420	26	40565	3	40715	0	0	0	0	0
2022/4/26	40448	40714	37885	38117	38515	18	38655	1	38805	0	0	0	0	0
2022/4/27	38120	39398	37997	39241	39135	39	39245	19	39375	5	0	0	0	0
2022/4/28	39241	40269	38941	39774	40285	83	40410	16	40535	0	0	0	0	0
2022/4/29	39769	39887	38236	38610	38475	57	38595	17	38725	0	0	0	0	0
2022/4/30	38606	38771	37698	37715	0	0	0	0	0	0	0	0	0	0
2022/5/1	37713	38628	37586	38469	0	0	0	0	0	0	0	0	0	0
2022/5/2	38472	39075	38157	38529	38705	6	38815	0	38945	1	0	0	0	0
2022/5/3	38528	38630	37586	37750	37830	48	37950	0	38080	2	0	0	0	0
2022/5/4	37748	39903	37732	39698	40015	74	40125	8	40250	1	0	0	0	0
2022/5/5	39696	39789	35857	36575	36440	333	36585	27	36720	6	0	0	0	0
2022/5/6	36573	36624	35482	36041	36110	52	36230	10	36340	1	0	0	0	0
2022/5/7	36043	36130	34941	35502	0	0	0	0	0	0	0	0	0	0
2022/5/8	35503	35503	33879	34059	0	0	0	0	0	0	0	0	0	0
2022/5/9	34060	34222	30297	30297	31030	122	31100	21	31240	24	31390	0	0	0
2022/5/10	30274	32596	29945	31023	31385	97	31460	4	31600	1	31750	0	0	0
2022/5/11	31016	32013	28170	28936	29280	182	29355	7	29485	1	29630	0	0	0
2022/5/12	28937	30032	26350	29048	28630	93	28665	54	28785	6	28905	4	0	0
2022/5/13	29031	30925	28782	29283	30115	63	30150	12	30270	3	30390	0	0	0
2022/5/14	29286	30193	28703	30101	0	0	0	0	0	0	0	0	0	0
2022/5/15	30099	31308	29528	31305	0	0	0	0	0	0	0	0	0	0
2022/5/16	31304	31305	29252	29863	29580	81	29630	23	29720	0	29835	0	0	0
2022/5/17	29862	30694	29570	30426	30105	113	30195	80	30315	9	30435	0	0	0
2022/5/18	30424	30619	28720	28720	29240	15	29325	0	29445	0	29565	0	0	0
2022/5/19	28720	30431	28709	30314	30040	138	30130	5	30250	2	30370	0	0	0
2022/5/20	30311	30665	28794	29201	29330	69	29415	33	29535	0	29655	0	0	0
2022/5/21	29200	29589	29027	29432	0	0	0	0	0	0	0	0	0	0
2022/5/22	29432	30426	29275	30324	0	0	0	0	0	0	0	0	0	0
2022/5/23	30309	30591	28976	29099	29145	103	29230	6	29350	0	29470	0	0	0
2022/5/24	29101	29774	28787	29656	0	0	0	0	0	0	0	0	0	0
2022/5/25	29653	30158	29385	29562	29565	96	29645	0	29765	0	29885	0	0	0
2022/5/26	29565	29834	28262	29267	29510	3425	29630	30	29720	7	29840	0	0	0
2022/5/27	29251	29347	28327	28628	28900	338	28980	22	29080	6	29190	0	29300	0
2022/5/28	28623	28815	28555	28815	0	0	0	0	0	0	0	0	0	0
2022/5/29	29020	29498	28841	29446	0	0	0	0	0	0	0	0	0	0
2022/5/30	29443	31950	29304	31726	0	0	0	0	0	0	0	0	0	0
2022/5/31	31724	32250	31286	31792	31735	1177	31825	105	31925	5	32045	1	32195	0
2022/6/1	31793	31957	29502	29799	30115	902	30205	34	30305	4	30425	0	30570	0
2022/6/2	29795	30605	29653	30467	30365	485	30440	5	30540	0	30660	0	30805	0
2022/6/3	30468	30633	29376	29704	29595	282	29675	3	29775	0	29895	0	30040	0
2022/6/4	29706	29931	29500	29833	0	0	0	0	0	0	0	0	0	0
2022/6/5	29835	30118	28574	29907	0	0	0	0	0	0	0	0	0	0
2022/6/6	29910	31693	29894	31371	31555	665	31635	18	31730	2	31850	0	31995	0
2022/6/7	31372	31490	29312	31155	31115	1048	31215	168	31335	50	31455	1	31600	0
2022/6/8	31151	31254	29944	30214	30140	861	30225	155	30330	8	30450	1	30595	0
2022/6/9	30215	30609	30020	30112	29980	267	30055	122	30130	4	30245	0	30390	0
2022/6/10	30110	30246	28978	29084	28970	907	29050	186	29165	44	29280	0	29410	0
2022/6/11	29085	29402	28236	28361	0	0	0	0	0	0	0	0	0	0
2022/6/12	28374	28503	26763	26763	0	0	0	0	0	0	0	0	0	0
2022/6/13	26738	26796	22141	22487	23145	2242	23200	116	23305	16	23395	0	23505	0
2022/6/14	22488	23019	20951	22207	22150	2571	22215	101	22300	18	22385	0	22470	0
2022/6/15	22197	22643	20178	22573	21660	2700	21720	66	21805	8	21895	0	21990	0
2022/6/16	22576	22869	20265	20382	20800	1717	20855	87	20935	53	21025	2	21120	0
2022/6/17	20386	21243	20327	20471	20510	2982	20560	99	20625	57	20715	0	20850	15
2022/6/18	20473	20736	17709	19018	0	0	0	0	0	0	0	0	0	0
2022/6/19	19011	20684	18067	20553	0	0	0	0	0	0	0	0	0	0
2022/6/20	20553	20913	19689	20600	20500	2982	20160	99	20800	57	20910	0	21000	0
2022/6/21	20594	21621	20415	20711	20905	8036	21025	1665	21085	193	21170	32	21210	15
2022/6/22	20719	20836	19848	19987	20120	7636	20210	3052	20275	77	20320	2	20350	2
2022/6/23	19987	21136	19950	21086	20900	7558	20995	3706	21070	123	21125	20	21180	32
2022/6/24	21085	21473	20778	21232	21255	7037	21325	351	21395	61	21460	17	21490	0
2022/6/25	21234	21521	20965	21502	0	0	---	---	---	---	---	---	---	---
2022/6/26	21496	21784	21016	21027	0	0	---	---	---	---	---	---	---	---
2022/6/27	21028	21478	20620	20735	20800	5894	20855	474	20910	70	20990	0	21055	0
2022/6/28	20732	21164	20229	20281	20175	5868	20220	349	20265	113	20330	1	20395	0
2022/6/29	20281	20364	19938	20104	20185	6703	20215	320	20255	7	20320	0	20385	0
2022/6/30	20108	20141	18730	19785	18760	6703	18805	320	18845	7	18895	0	18960	0



Date	BTC(BitCoin)/JPY						ETH(Ethereum)/JPY						XRP(Ripple)/JPY					
	Open	High	Low	Close	Volume	Open	High	Low	Close	Volume	Open	High	Low	Close	Volume			
2022/5/2	5001596.00	5097310.50	4965828.50	5012819.50	4283367.47	367605.38	374157.78	362413.25	371760.53	2421201.81	79.0199	81.9515	78.3190	79.9188	219509.40			
2022/5/3	5021661.00	5028716.00	4892285.50	4912219.00	3555875.79	371726.94	371831.91	359527.72	362195.50	1695000.03	79.9122	81.2664	77.8621	78.7050	190034.67			
2022/5/4	4911901.00	5157259.00	4909615.00	5130659.00	4750177.52	362150.59	381481.22	361719.69	380052.00	2350474.51	78.6992	83.8396	78.6914	83.5509	253229.65			
2022/5/5	5130319.50	5147991.00	4663374.50	4766646.50	5617812.08	379997.97	380679.38	352146.53	358290.50	2950933.55	83.5495	84.3951	76.1352	78.0496	284560.08			
2022/5/6	4766391.00	4771733.00	4625229.00	4706043.00	4935156.97	358253.81	360080.69	344829.38	351896.94	2745678.46	78.0426	80.0872	77.1189	78.6806	218750.38			
2022/5/7	4706249.50	4717664.50	4562397.50	4635667.00	3182882.31	351898.53	352115.41	339432.72	344207.81	1745693.06	78.6794	78.8464	74.9407	76.0399	163272.53			
2022/5/8	4635796.00	4635796.00	4423745.50	4452870.50	4806359.66	344211.56	344565.25	326232.47	329129.94	2719665.89	76.0467	76.0774	73.4820	74.0671	196769.14			
2022/5/9	4452969.00	4477348.00	3950101.75	3950101.75	8260257.76	329267.00	330777.50	291552.06	292758.13	4737152.39	74.0661	75.3723	62.6236	64.2693	429923.53			
2022/5/10	3947064.00	4252414.50	3893453.25	4044337.25	7797528.58	292395.63	318753.78	286924.75	305522.09	4980384.38	64.2041	69.6222	62.1643	66.9610	450527.54			
2022/5/11	4043560.75	4155533.25	3661117.00	3757313.25	9139816.96	305423.44	316861.88	262376.94	269058.13	5939666.02	66.9503	68.0019	49.7013	53.6759	689225.60			
2022/5/12	3757362.50	3895610.50	3401233.50	3735677.75	8615123.49	269109.53	281323.72	225665.13	252284.08	5461004.54	53.6788	55.3205	44.7314	49.5392	596861.60			
2022/5/13	3733512.00	3997419.50	3696457.00	3783522.75	5535286.54	252081.00	276584.84	249520.61	260272.86	3206363.20	49.5358	59.6168	49.1766	54.7076	381068.35			
2022/5/14	378880.75	3901060.50	3708558.75	3889233.50	3692661.29	260255.09	266605.41	252798.97	265680.81	1997127.10	54.7078	56.7861	51.5086	55.2705	261246.46			
2022/5/15	388887.25	4051655.75	3815311.00	4051257.25	3343407.17	265669.09	277897.15	259464.63	277680.19	1921261.98	55.2593	57.9278	53.8293	57.8952	184761.24			
2022/5/16	4051161.75	4051287.00	3774871.00	3850667.50	4205391.90	277697.03	277697.03	256650.39	268019.95	2767097.29	57.8999	57.9208	53.1456	54.4791	237141.37			
2022/5/17	3850601.75	3979801.75	3825928.75	3937876.75	3766467.90	260840.13	273976.19	260834.80	270551.91	2395653.77	54.4737	56.8640	54.4590	56.6396	206897.00			
2022/5/18	3937698.25	3962023.50	3674284.75	3674284.75	4002433.87	270558.47	271833.16	245204.53	245204.53	2269663.82	56.6412	57.0773	51.9622	51.9622	204659.60			
2022/5/19	3674296.00	3885577.25	3690852.00	3875878.75	4318148.06	245139.72	258996.52	245168.47	258057.00	2395291.62	51.9489	53.9000	51.1014	53.6966	199104.49			
2022/5/20	3875467.50	3929158.50	3675464.75	3733752.00	3931769.08	258014.03	263126.31	246297.20	250783.58	2032091.87	53.6903	55.9739	51.5354	52.5700	220167.83			
2022/5/21	3733639.25	3783380.00	3711587.00	3733351.00	2208847.06	250045.52	253862.61	246803.41	252471.75	1092839.24	52.5689	53.3524	51.8319	53.0222	111976.26			
2022/5/22	3763382.50	3892091.25	3732750.50	3878131.00	2766478.29	252491.20	261877.75	251387.50	261303.08	1399271.21	53.0245	54.2814	52.5642	54.0131	114607.36			
2022/5/23	3876299.00	3903897.00	3702622.50	3719553.00	4024356.84	261197.52	265567.31	251017.83	252903.16	2100735.54	54.0032	54.7285	51.6709	51.7688	172689.01			
2022/5/24	3719836.75	3777651.00	3640319.75	3758448.25	3373285.51	252119.88	254238.83	242888.06	250809.55	1654813.60	51.7282	52.7371	49.7801	51.7988	176702.70			
2022/5/25	3758137.50	3832786.75	3731703.75	3758990.50	3499938.75	250770.80	256092.84	246869.06	247293.83	1699363.61	51.7973	52.4582	50.3656	51.5974	201829.77			
2022/5/26	3759297.75	3801409.00	3590833.50	3719985.75	4674169.37	247319.95	249819.41	232594.27	229284.86	2981695.81	51.5992	52.2158	48.3899	49.9735	265854.43			
2022/5/27	3717941.50	3727731.75	3601304.50	3639566.50	4650853.14	229110.81	230706.34	218833.98	219298.06	3238224.96	49.9616	50.9080	48.0782	48.5385	245016.81			
2022/5/28	3638937.25	3663382.00	360284.75	3663382.00	4515781.35	219261.58	223495.92	219261.58	233952.92	2951410.68	48.5315	49.1716	48.5295	49.0011	219631.31			
2022/5/29	3689440.75	3751542.00	3666714.00	3747712.25	2302888.82	227849.36	231230.16	224512.44	230624.88	1354523.35	49.1162	49.5185	48.4081	49.5118	95822.22			
2022/5/30	3747382.25	4076868.75	3723217.00	4054141.00	5019118.73	230606.44	256039.36	229268.34	255114.25	2502123.85	49.5122	53.4839	49.3438	53.4363	179466.72			
2022/5/31	4053818.25	4146655.25	4030862.00	4092859.25	4317622.04	255110.00	256803.89	248730.67	250052.25	2364019.75	53.4300	54.9572	52.6459	54.3100	223801.10			
2022/6/1	4092890.75	4119900.50	3839661.25	3877575.50	535275.10	255110.00	254600.13	231155.11	237290.14	2737522.40	54.3128	54.8059	51.0941	51.8005	204255.13			
2022/6/2	3877030.25	3974212.75	3852612.75	3958899.75	379074.43	237139.55	239625.26	232190.64	238326.78	2217405.88	51.7997	52.8348	51.0419	52.6643	168763.80			
2022/6/3	3958941.00	3976115.75	3840342.50	3886908.75	3425148.96	238324.75	238836.52	228645.20	232274.36	1946831.20	52.6660	53.1560	50.4553	51.1329	160862.80			
2022/6/4	3887137.50	3912624.75	3860164.50	3903487.75	2170505.40	232922.97	236868.66	229193.39	235731.59	1153466.53	51.1348	51.4827	50.5467	51.3316	91142.62			
2022/6/5	3903776.00	3940756.25	389668.75	3909862.50	2257028.84	235759.02	238904.59	232529.00	236004.38	1157059.63	51.3336	52.2620	51.0645	51.6902	94666.13			
2022/6/6	3910336.00	4164225.75	3907250.00	4146519.75	4222742.35	236060.73	250578.88	235917.05	245757.61	2183382.33	51.6930	53.3903	51.6114	53.2693	161495.83			
2022/6/7	4146661.25	4176994.50	388821.25	4137986.75	5415091.08	245763.44	247059.77	229408.27	240937.02	3190281.97	53.2690	55.2441	51.1743	54.1499	221367.11			
2022/6/8	4137455.75	4149318.25	3984905.50	4062577.00	4066301.90	240943.97	243418.58	235485.89	241161.05	2425829.80	54.1484	54.1048	52.7181	53.8705	159092.13			
2022/6/9	4062701.00	4089343.75	4035585.00	4046690.00	2915296.97	241153.05	244122.78	239160.38	240543.67	1614498.34	53.8718	53.9484	53.6010	53.8005	122542.42			
2022/6/10	4046677.75	4055222.00	3893489.25	3909880.75	4015233.76	240525.38	241127.00	232623.72	223839.92	2487684.50	53.8005	54.8723	51.1181	51.3186	191507.97			
2022/6/11	3909996.75	3952646.25	3795370.50	3812118.50	3662348.30	223863.55	225758.58	202568.64	205609.62	2839797.68	51.3225	52.1606	48.2047	48.2584	149388.97			
2022/6/12	3813826.00	3831188.50	3608100.25	3608100.25	4605834.11	205680.45	206959.45	193044.66	194841.94	3163526.20	48.2672	49.0205	45.9173	46.5785	184711.07			
2022/6/13	3604720.00	3613572.75	2972331.00	3018512.00	9155188.55	194655.73	195372.47	158719.70	161692.75	6062261.36	46.5675	47.0485	40.6631	41.7194	343489.81			
2022/6/14	3018592.50	3100836.75	2813473.25	3004507.00	6888441.26	161689.06	168958.88	147094.00	163934.05	4509146.61	41.7220	43.5890	39.6497	43.5849	267491.14			
2022/6/15	3003145.50	3037835.25	2715757.25	2927357.00	7364525.44	163893.88	165703.34	138013.25	165391.52	5034678.13	43.5789	46.2288	40.4429	46.0957	300801.30			
2022/6/16	3027821.75	3074120.50	2687999.75	2698855.50	4129255.37	165444.77	167510.58	140421.83	141384.56	2503677.03	46.0931	46.2881	40.9088	41.3211	195672.37			
2022/6/17	2699394.00	2853272.75	2700697.00	2763281.75	3662388.64	141418.59	149494.73	140952.94	146660.55	1969588.10	41.3330	45.4704	41.1469	43.3807	186844.94			
2022/6/18	2763544.00	2798992.50	2390531.50	2567239.00	5670958.89	146641.47	147827.81	120967.99	134133.52	2923317.48	43.3739	43.9655	39.2260	41.5898	189420.08			
2022/6/19	2566329.25	2797207.75	2438930.00	2780826.75	4780088.24	134011.64	154486.17	127313.63	152570.23	2948896.02	41.5821	44.5985	40.3556	44.1145	166867.59			
2022/6/20	2780840.25	2821837.25	2656468.25	2783047.75	4163648.88	152570.20	156516.97	143788.28	152347.23	2666880.43	44.1101	44.2634	42.4010	43.6849	160486.68			
2022/6/21	2782339.50	2943302.75	2756227.25	2823214.75	3949144.08	152329.61	161313.05	150171.16	153333.16	2130925.79	43.6764	45.7496	43.2164	44.7974	170067.13			
2022/6/22	2824416.75	2834512.75	2703705.25	2718091.25	3885948.98	153407.91	153529.06	142944.02	142985.77	2041332.01	44.8114	44.8030	43.5359	43.8692	144715.97			
2022/6/23	2718033.75	2851341.25	2714443.50	2842828.00	3530716.67	142973.17	154668.95	142894.50	154153.03	1976194.02	43.8701	45.3150	43.8367	45.2368	125023.23			
2022/6/24	2842662.25	2903353.25	2793804.25	2870732.25	3374542.10	154128.48	167473.41	152550.03	165881.67	2296075.73								

Date	日経平均(^N225)					CME日経平均先物ドル建て(NKD)					CME日経平均先物円建て(NIY)					USDJPY	
	Open	High	Low	Close	Volume	Open	High	Low	Close	Volume	Open	High	Low	Close	Volume	Close	
2022-06-30	26,753.28	26,753.28	26,324.70	26,393.04	861070200	26,750.0	26,770.0	26,175.0	26,440.0	4,580	26,425.0	26,425.0	26,425.0	26,425.0	1	135.75	
2022-06-29	26,814.23	26,858.68	26,689.37	26,804.60	1011203600	26,805.0	26,905.0	26,655.0	26,760.0	4,580	26,740.0	26,740.0	26,740.0	26,740.0	1	136.56	
2022-06-28	26,795.68	27,049.47	26,789.50	27,049.47	733592000	26,760.0	27,275.0	26,715.0	26,800.0	3,729	26,820.0	26,820.0	26,820.0	26,820.0	1	136.14	
2022-06-27	26,741.80	26,938.43	26,665.58	26,871.27	657739000	26,925.0	27,005.0	26,675.0	26,755.0	4,026	26,735.0	26,735.0	26,735.0	26,735.0	1	135.45	
2022-06-24	26,228.42	26,518.33	26,148.56	26,491.97	726412800	26,210.0	26,935.0	26,140.0	26,930.0	3,774	26,905.0	26,905.0	26,905.0	26,905.0	1	135.20	
2022-06-23	26,134.89	26,401.97	26,039.57	26,171.25	656830000	26,230.0	26,415.0	26,035.0	26,255.0	5,159	26,235.0	26,235.0	26,235.0	26,235.0	1	134.95	
2022-06-22	26,441.72	26,448.43	26,149.55	26,149.55	663691200	26,555.0	26,555.0	26,005.0	26,260.0	4,191	26,205.0	26,205.0	26,205.0	26,205.0	1	136.16	
2022-06-21	26,070.92	26,418.64	25,981.87	26,246.31	653591400	26,060.0	26,550.0	25,525.0	26,500.0	7,707	26,460.0	26,460.0	26,460.0	26,460.0	1	136.67	
2022-06-17	25,988.20	26,072.35	25,726.12	25,963.00	1152110900	25,700.0	26,160.0	25,670.0	25,995.0	7,157	25,960.0	25,960.0	25,960.0	25,960.0	1	134.98	
2022-06-16	26,715.52	26,947.70	26,431.20	26,431.20	678269900	26,580.0	26,960.0	25,615.0	25,665.0	7,367	25,610.0	25,610.0	25,610.0	25,610.0	1	132.32	
2022-06-15	26,625.68	26,637.19	26,321.68	26,326.16	727413700	26,480.0	26,695.0	26,195.0	26,570.0	6,345	26,505.0	26,505.0	26,505.0	26,505.0	1	133.85	
2022-06-14	26,555.75	26,656.04	26,358.42	26,629.86	750146000	26,500.0	26,750.0	26,325.0	26,495.0	6,079	26,400.0	26,435.0	26,400.0	26,435.0	1	135.57	
2022-06-13	27,369.66	27,388.46	26,949.60	26,987.44	713586400	27,300.0	27,300.0	26,395.0	26,450.0	8,849	26,365.0	26,365.0	26,365.0	26,365.0	0	134.42	
2022-06-10	27,996.35	28,044.45	27,795.17	27,824.29	797495200	28,055.0	28,120.0	27,320.0	27,390.0	6,665	27,330.0	27,330.0	27,330.0	27,330.0	0	134.38	
2022-06-09	28,189.35	28,349.42	28,189.35	28,246.53	803036000	28,150.0	28,405.0	27,970.0	27,970.0	4,738	28,145.0	28,405.0	27,970.0	27,970.0	1	134.40	
2022-06-08	28,100.26	28,234.29	28,090.41	28,234.29	786796900	28,155.0	28,285.0	28,085.0	28,150.0	4,789	28,155.0	28,285.0	28,085.0	28,150.0	0	134.38	
2022-06-07	27,984.79	28,094.73	27,863.71	27,943.95	682518100	28,045.0	28,220.0	27,865.0	28,210.0	7,955	28,040.0	28,220.0	27,865.0	28,210.0	48,545	132.64	
2022-06-06	27,549.64	27,979.54	27,525.48	27,915.89	567646500	27,575.0	28,115.0	27,525.0	28,025.0	10,406	27,570.0	28,120.0	27,520.0	28,025.0	42,051	131.91	
2022-06-02	27,340.52	27,450.47	27,251.24	27,413.88	636439200	27,470.0	27,785.0	27,260.0	27,780.0	5,782	27,495.0	27,785.0	27,260.0	27,775.0	31,642	129.87	
2022-06-01	27,295.63	27,481.94	27,295.63	27,457.89	757603900	27,190.0	27,620.0	27,185.0	27,440.0	4,406	27,230.0	27,615.0	27,180.0	27,430.0	32,675	130.15	
2022-05-31	27,318.09	27,456.68	27,250.70	27,279.80	1417868500	27,165.0	27,485.0	27,065.0	27,185.0	6,489	27,155.0	27,470.0	27,055.0	27,180.0	44,990	128.70	
2022-05-27	26,947.80	26,996.70	26,731.60	26,781.68	693125000	26,930.0	27,175.0	26,740.0	27,145.0	4,875	26,920.0	27,170.0	26,730.0	27,140.0	28,169	127.13	
2022-05-26	26,685.02	26,895.90	26,598.74	26,604.84	645123400	26,795.0	27,035.0	26,605.0	26,975.0	3,900	26,775.0	27,025.0	26,590.0	26,960.0	27,755	127.12	
2022-05-25	26,711.53	26,795.89	26,578.05	26,677.80	723401500	26,735.0	26,880.0	26,505.0	26,810.0	4,068	26,710.0	26,880.0	26,490.0	26,790.0	28,480	127.25	
2022-05-24	27,005.43	27,005.43	26,736.01	26,748.14	674413300	27,010.0	27,070.0	26,530.0	26,685.0	4,756	27,050.0	27,055.0	26,515.0	26,675.0	33,958	126.85	
2022-05-23	26,991.42	27,047.47	26,832.65	27,001.52	650270400	26,800.0	27,155.0	26,800.0	27,100.0	4,417	26,780.0	27,145.0	26,780.0	27,085.0	29,903	127.90	
2022-05-20	26,448.23	26,769.20	26,426.99	26,739.03	763407800	26,395.0	26,955.0	26,380.0	26,730.0	6,333	26,400.0	26,935.0	26,360.0	26,715.0	35,991	127.86	
2022-05-19	26,435.32	26,458.09	26,186.66	26,402.84	745043500	26,295.0	26,570.0	26,090.0	26,380.0	8,483	26,250.0	26,555.0	26,080.0	26,370.0	40,893	127.75	
2022-05-18	26,826.82	27,053.18	26,741.34	26,911.20	746712900	26,870.0	27,075.0	26,245.0	26,310.0	6,978	26,845.0	27,055.0	26,235.0	26,295.0	39,120	128.32	
2022-05-17	26,555.23	26,709.26	26,442.91	26,659.75	789287100	26,490.0	26,885.0	26,460.0	26,845.0	3,991	26,475.0	26,870.0	26,435.0	26,825.0	28,858	129.37	
2022-05-16	26,753.37	26,836.96	26,438.61	26,547.05	869875300	26,760.0	26,895.0	26,440.0	26,515.0	4,323	26,680.0	26,870.0	26,420.0	26,500.0	29,258	129.08	
2022-05-12	25,945.04	26,028.36	25,688.11	25,748.72	911681400	25,895.0	26,045.0	25,555.0	25,815.0	7,010	25,801.2	25,801.2	25,801.2	25,801.2	34,809	128.43	
2022-05-11	26,045.38	26,290.21	26,003.26	26,213.64	858644900	26,105.0	26,405.0	25,835.0	25,850.0	8,044	25,810.0	25,810.0	25,810.0	25,810.0	0	129.97	
2022-05-10	26,149.06	26,245.80	25,776.74	26,167.10	807620300	26,070.0	26,350.0	25,790.0	26,130.0	5,486	26,085.0	26,085.0	26,085.0	26,085.0	0	130.44	
2022-05-06	26,784.29	27,072.41	26,543.29	27,003.56	984983600	26,740.0	27,145.0	26,570.0	26,910.0	7,074	26,890.0	26,890.0	26,890.0	26,890.0	0	130.55	
2022-04-28	26,430.28	26,872.50	26,349.28	26,847.90	867037100	26,470.0	27,415.0	26,360.0	27,315.0	8,678	27,265.0	27,265.0	27,265.0	27,265.0	0	130.86	
2022-04-27	26,313.14	26,406.62	26,051.04	26,386.63	973009600	26,050.0	26,605.0	26,050.0	26,400.0	6,552	26,370.0	26,370.0	26,370.0	26,370.0	0	128.49	
2022-04-26	26,743.21	26,808.99	26,590.78	26,700.11	643276100	26,845.0	26,910.0	26,000.0	26,090.0	4,833	26,030.0	26,030.0	26,030.0	26,030.0	0	127.22	
2022-04-25	26,692.48	26,764.48	26,487.84	26,590.78	626818200	26,760.0	26,870.0	26,430.0	26,820.0	6,619	26,775.0	26,775.0	26,775.0	26,775.0	0	128.15	
2022-04-22	27,197.80	27,205.83	26,908.35	27,105.26	584653800	27,160.0	27,250.0	26,730.0	26,790.0	4,394	26,730.0	26,730.0	26,730.0	26,730.0	0	128.54	
2022-04-21	27,259.14	27,580.64	27,252.83	27,553.06	623401300	27,270.0	27,785.0	27,155.0	27,185.0	3,977	27,150.0	27,150.0	27,150.0	27,150.0	0	128.41	
2022-04-20	27,210.79	27,389.04	27,066.18	27,217.85	723363200	27,255.0	27,425.0	27,085.0	27,205.0	3,732	27,145.0	27,145.0	27,145.0	27,145.0	0	127.97	
2022-04-19	27,096.49	27,098.86	26,780.75	26,985.09	605066600	26,960.0	27,300.0	26,810.0	27,295.0	4,240	27,215.0	27,215.0	27,215.0	27,215.0	0	128.94	
2022-04-14	26,925.64	27,200.89	26,890.68	27,172.00	618415600	26,985.0	27,340.0	26,890.0	26,950.0	3,736	26,885.0	26,885.0	26,885.0	26,885.0	0	125.93	
2022-04-13	26,436.06	26,885.87	26,429.47	26,843.49	716291100	26,380.0	27,020.0	26,345.0	26,980.0	5,460	26,895.0	26,895.0	26,895.0	26,895.0	0	125.69	
2022-04-12	26,453.37	26,470.98	26,304.08	26,334.98	753175200	26,770.0	26,775.0	26,280.0	26,335.0	4,274	26,260.0	26,260.0	26,260.0	26,260.0	0	125.38	
2022-04-11	26,877.60	27,004.50	26,720.46	26,821.52	734513100	27,075.0	27,075.0	26,740.0	26,775.0	3,946	26,695.0	26,695.0	26,695.0	26,695.0	0	125.40	
2022-04-07	27,032.42	27,042.18	26,801.79	26,888.57	711294300	27,130.0	27,255.0	26,825.0	27,100.0	4,377	27,035.2	27,035.2	27,035.2	27,035.2	0	123.97	
2022-04-06	27,533.88	27,546.90	27,215.20	27,350.30	686520300	27,600.0	27,605.0	27,030.0	27,150.0	4,743	27,100.0	27,100.0	27,100.0	27,100.0	1	123.79	
2022-04-04	27,670.45	27,738.23	27,626.77	27,736.47	503455500	27,815.0	28,070.0	27,615.0	28,040.0	3,583	28,005.0	28,005.0	28,005.0	28,005.0	1	122.79	
2022-04-01	27,624.11	27,734.54	27,399.48	27,665.98	667539000	27,585.0	27,915.0	27,435.0	27,840.0	4,433	27,770.0	27,770.0	27,770.0	27,770.0	1	122.54	
2022-03-31	28,050.50	28,070.02	27,808.17	27,821.43	786423200	27,830.0	28,135.0	27,570.0	27,585.0	3,478	27,515.0	27,515.0	27,515.0	27,515.0	1	121.69	
2022-03-30	28,250.80	28,271.01	27,736.27	28,027.25	834484000	28,310.0	28,345.0	27,715.0	27,805.0	3,989	27,740.0	27,790.0	27,740.0	27,790.0	1	121.88	
2022-03-29	28,173.43	28,252.42	28,063.92	28,252.42	777009000	28,035.0	28,455.0	27,850.0	28,380.0	5,512	28,625.0	28,625.0	28,625.0	28,625.0	0	122.88	
2022-03-28	28,084.08	28,084.08	27,814.51	27,943.89	652997500	28,040.0	28,090.0										

DATE	N225		DOW		S&P500		OIL		GOLD		香港ハンセン指数	
	Close	1/25=100%	Close	1/25=100%	Close	1/25=100%	Close	1/25=100%	Close	1/25=100%	Close	1/25=100%
2022/6/30	26393	97.28%	30775	89.73%	3785.38	86.89%	105.76	123.55%	1807.22	97.79%	21859.79	90.17%
2022/6/29	26805	98.80%	31029	90.47%	3818.83	87.66%	109.78	128.25%	1817.92	98.36%	21996.89	90.73%
2022/6/28	27049	99.70%	30947	90.23%	3821.55	87.72%	111.76	130.56%	1819.95	98.47%	22418.97	92.47%
2022/6/27	26871	99.04%	31438	91.66%	3900.11	89.52%	109.57	128.00%	1822.78	98.63%	22229.52	91.69%
2022/6/24	26492	97.64%	31501	91.84%	3911.74	89.79%	107.62	125.72%	1823.80	98.68%	21719.06	89.59%
2022/6/23	26171	96.46%	30677	89.44%	3795.73	87.13%	104.27	121.81%	1822.67	98.62%	21273.87	87.75%
2022/6/22	26150	96.38%	30483	88.88%	3759.89	86.31%	106.19	124.05%	1837.94	99.45%	21008.34	86.66%
2022/6/21	26246	96.74%	30530	89.02%	3764.79	86.42%	110.65	129.26%	1833.13	99.19%	21559.59	88.93%
2022/6/17	25963	95.69%	29889	87.15%	3674.84	84.35%	109.56	127.99%	1837.12	99.40%	21075.00	86.93%
2022/6/16	26431	97.42%	29927	87.26%	3666.77	84.17%	117.59	137.37%	1856.73	100.46%	20845.43	85.98%
2022/6/15	26326	97.03%	30669	89.42%	3789.99	87.00%	115.31	134.71%	1833.89	99.23%	21308.21	87.89%
2022/6/14	26630	98.15%	30365	88.53%	3735.48	85.75%	118.93	138.94%	1806.26	97.84%	21067.99	86.90%
2022/6/13	26987	99.47%	30517	88.98%	3749.63	86.07%	120.93	141.27%	1819.53	98.45%	21067.58	86.90%
2022/6/10	27824	102.55%	31393	91.53%	3900.86	89.54%	120.67	140.97%	1871.95	101.29%	21806.18	89.95%
2022/6/9	28247	104.11%	32273	94.10%	4017.82	92.23%	121.51	141.95%	1847.95	99.99%	21869.05	90.21%
2022/6/8	28234	104.07%	32911	95.96%	4115.77	94.48%	122.11	142.65%	1853.17	100.27%	22014.59	90.81%
2022/6/7	27944	103.00%	33180	96.74%	4160.68	95.51%	119.41	139.50%	1852.42	100.23%	21531.67	88.81%
2022/6/6	27916	102.89%	32916	95.97%	4121.43	94.61%	118.50	138.43%	1841.71	99.65%	21653.90	89.32%
2022/6/2	27414	101.04%	33248	96.94%	4176.82	95.88%	116.87	136.53%	1868.65	101.11%	21082.13	86.96%
2022/6/1	27458	101.20%	32813	95.67%	4101.23	94.14%	115.26	134.65%	1846.41	99.91%	21294.94	87.84%
2022/5/31	27280	100.55%	32990	96.19%	4132.15	94.85%	114.67	133.96%	1837.64	99.43%	21415.20	88.33%
2022/5/27	26782	98.71%	33213	96.84%	4158.24	95.45%	115.07	134.43%	1853.50	100.29%	20697.36	85.37%
2022/5/26	26605	98.06%	32637	95.16%	4057.84	93.15%	114.09	133.28%	1850.82	100.14%	20116.20	82.98%
2022/5/25	26678	98.33%	32120	93.65%	3978.73	91.33%	110.33	128.89%	1853.31	100.28%	20171.27	83.20%
2022/5/24	26748	98.59%	31929	93.09%	3941.48	90.47%	109.77	128.24%	1866.54	100.99%	20112.10	82.96%
2022/5/23	27002	99.52%	31880	92.95%	3973.75	91.22%	110.29	128.84%	1853.58	100.29%	20470.06	84.43%
2022/5/20	26739	98.55%	31262	91.15%	3901.36	89.55%	113.23	132.28%	1844.71	99.81%	20717.24	85.45%
2022/5/19	26403	97.31%	31253	91.12%	3900.79	89.54%	112.21	131.09%	1842.14	99.67%	20120.68	82.99%
2022/5/18	26911	99.19%	31490	91.81%	3923.68	90.07%	109.59	128.03%	1816.62	98.29%	20644.28	85.15%
2022/5/17	26660	98.26%	32655	95.21%	4088.85	93.86%	112.40	131.31%	1815.07	98.21%	20602.52	84.98%
2022/5/16	26547	97.85%	32223	93.95%	4008.01	92.00%	114.20	133.41%	1824.00	98.69%	19950.21	82.29%
2022/5/12	25749	94.90%	31730	92.51%	3930.08	90.21%	106.13	123.98%	1821.81	98.57%	19380.34	79.94%
2022/5/11	26214	96.62%	31834	92.82%	3935.18	90.33%	105.71	123.49%	1852.53	100.24%	19824.57	81.77%
2022/5/10	26167	96.45%	32161	93.77%	4001.05	91.84%	99.76	116.54%	1833.33	99.47%	19633.69	80.99%
2022/5/6	27004	99.53%	32899	95.92%	4123.34	94.65%	109.77	128.24%	1880.92	101.77%	20001.96	82.50%
2022/4/28	26848	98.96%	33916	98.89%	4287.5	98.42%	105.36	123.08%	1894.55	102.51%	20276.17	83.64%
2022/4/27	26387	97.26%	33302	97.10%	4183.96	96.04%	102.02	119.18%	1885.96	102.05%	19946.36	82.27%
2022/4/26	26700	98.41%	33240	96.92%	4175.2	95.84%	101.70	118.81%	1905.32	103.09%	19934.71	82.23%
2022/4/25	26591	98.01%	34049	99.28%	4296.12	98.62%	98.54	115.12%	1898.15	102.71%	19869.34	81.96%
2022/4/22	27105	99.90%	33811	98.58%	4271.78	98.06%	102.07	119.24%	1932.65	104.57%	20638.52	85.13%
2022/4/21	27553	101.55%	34793	101.44%	4393.66	100.85%	103.79	121.25%	1951.40	105.59%	20682.22	85.31%
2022/4/20	27218	100.32%	35161	102.52%	4459.45	102.36%	102.75	120.04%	1957.63	105.92%	20944.67	86.39%
2022/4/19	26985	99.46%	34911	101.79%	4462.21	102.43%	102.56	119.81%	1950.15	105.52%	21027.76	86.74%
2022/4/14	27172	100.15%	34451	100.45%	4392.59	100.83%	106.95	124.94%	1973.50	106.78%	21518.08	88.76%
2022/4/13	26843	98.94%	34565	100.78%	4446.59	102.07%	104.25	121.79%	1978.19	107.04%	21374.37	88.16%
2022/4/12	26335	97.06%	34220	99.77%	4397.45	100.94%	100.60	117.52%	1966.62	106.41%	21319.13	87.94%
2022/4/11	26822	98.86%	34308	100.03%	4412.53	101.29%	94.29	110.15%	1953.77	105.71%	21208.30	87.48%
2022/4/7	26889	99.11%	34584	100.83%	4500.21	103.30%	96.03	112.18%	1931.58	104.51%	21808.98	89.96%
2022/4/6	27350	100.81%	34497	100.58%	4481.15	102.86%	96.23	112.42%	1925.36	104.18%	22080.52	91.08%
2022/4/4	27736	102.23%	34922	101.82%	4582.64	105.19%	103.28	120.65%	1932.74	104.58%	22502.31	92.82%
2022/4/1	27666	101.97%	34818	101.52%	4545.86	104.35%	99.27	115.97%	1922.73	104.04%	22039.55	90.91%
2022/3/31	27821	102.54%	34678	101.11%	4530.41	103.99%	100.28	117.15%	1937.27	104.82%	21996.85	90.73%
2022/3/30	28027	103.30%	35229	102.71%	4602.45	105.65%	107.82	125.96%	1932.71	104.58%	22232.03	91.70%
2022/3/29	28252	104.13%	35294	102.91%	4631.6	106.32%	104.24	121.78%	1919.48	103.86%	21927.63	90.45%
2022/3/28	27944	102.99%	34956	101.92%	4575.52	105.03%	105.96	123.79%	1922.78	104.04%	21684.97	89.45%
2022/3/25	28150	103.75%	34861	101.64%	4543.06	104.28%	113.90	133.06%	1958.16	105.95%	21404.88	88.29%
2022/3/24	28110	103.61%	34708	101.20%	4520.16	103.76%	112.34	131.24%	1958.42	105.97%	21945.95	90.52%
2022/3/23	28040	103.35%	34359	100.18%	4456.24	102.29%	114.93	134.26%	1945.21	105.25%	22154.08	91.38%
2022/3/22	27224	100.34%	34807	101.49%	4511.61	103.56%	111.76	130.56%	1920.87	103.93%	21889.28	90.29%
2022/3/18	26827	98.88%	34755	101.33%	4463.12	102.45%	104.70	122.31%	1921.13	103.95%	21412.40	88.32%
2022/3/17	26653	98.24%	34481	100.53%	4411.67	101.27%	102.98	120.30%	1941.27	105.04%	21501.23	88.69%
2022/3/16	25762	94.95%	34063	99.32%	4357.86	100.03%	95.04	111.03%	1925.71	104.20%	20087.50	82.86%
2022/3/15	25346	93.42%	33544	97.80%	4262.45	97.84%	96.44	112.66%	1916.26	103.69%	18415.08	75.96%
2022/3/14	25308	93.28%	32945	96.06%	4173.11	95.79%	103.01	120.34%	1953.71	105.71%	19531.66	80.56%
2022/3/10	25690	94.69%	33174	96.72%	4259.52	97.78%	106.02	123.86%	1966.87	108.05%	20890.26	86.17%
2022/3/9	24718	91.10%	33286	97.05%	4277.88	98.20%	108.70	126.99%	1991.97	107.78%	20627.71	85.09%
2022/3/8	24791	91.37%	32633	95.15%	4170.7	95.74%	123.70	144.51%	2050.01	110.92%	20765.87	85.66%
2022/3/7	25221	92.96%	32817	95.68%	4201.09	96.43%	119.40	139.49%	1997.70	108.09%	21057.63	86.86%
2022/3/4	25985	95.78%	33615	98.01%	4328.87	99.37%	115.68	135.14%	1967.46	106.46%	21905.29	90.35%
2022/3/3	26577	97.96%	33795	98.53%	4363.49	100.16%	107.67	125.78%	1936.31	104.77%	22467.34	92.67%
2022/3/2	26393	97.28%	33891	98.82%	4373.94	100.40%	95.72	111.82%	1908.82	103.28%	22713.02	93.69%
2022/3/1	26845	98.94%	33295	97.08%	4306.26	98.85%	103.41	120.81%	1945.14	105.25%	22761.71	93.89%
2022/2/28	26527	97.77%	33893	98.82%	4373.94	100.40%	95.72	111.82%	1908.82	103.28%	22713.02	93.69%
2022/2/25	26477	97.59%	34059	99.30%	4384.65	100.65%	91.59	107.00%	1899.79	102.31%	22767.18	93.91%
2022/2/24	25971	95.72%	33224	96.87%	4288.7	98.44%	92.81	108.42%	1904.10	103.03%	22901.56	94.46%
2022/2/22	26450	97.49%	33597	97.96%	4304.76	98.81%	92.35	107.89%	1898.49	102.72%	23520.00	97.02%
2022/2/18	27132	99.57%	34079	99.36%	4348.87	99.83%	91.07	106.39%	1897.03	102.64%	24327.71	100.35%
2022/2/17	27233	100.37%	34312	100.04%	4380.26	100.55%	91.76	107.20%	1898.40	102.72%	24792.77	102.27%
2022/2/16	27460	101.21%	34934	101.86%	4475.01	102.72%	93.66	109.42%	1868.61	101.16%	24718.90	101.96%
2022/2/15	26865	99.02%	34989	102.02%	4471.07	102.63%	92.07	107.56%	1853.55	100.29%	24355.71	100.46%
2022/2/14	27080	99.81%	34566	100.78%	4401.67	101.04%	95.46	111.52%	1871.42	101.26%	24556.57	101.29%
2022/2/9	27580											

過去5日及び過去4週の4本値と各種ピボット

2022/06/27 ~ 2022/07/01

USD/JPY										Demark						Pivot						Fibonacci Zone									
当日のOHLCLから計算される翌日の										TD Range Projection						TD pivot points															
日足	Open	High	Low	Close	値幅/日	引け形態	真の高値	真の安値	予想高値	予想安値	予想高値	予想安値	StopLoss	Support	Pivot	Resistance	StopLoss	3-days AVG	Support Zone 2	Support Zone 1	BP	Resistance Zone 1	Resistance Zone 2								
													LBOP	S2	S1	PP	R1	R2	HBOP												
2022/06/27	135.18	135.55	134.52	135.45	103p	陽線引け	-	-	-	-	-	-	133.78	134.15	134.80	135.17	135.83	136.20	136.85												
2022/06/28	135.45	136.38	135.11	136.14	126p	陽線引け	136.38	135.11	136.89	135.63	136.89	135.63	134.11	134.61	135.38	135.88	136.64	137.14	137.90												
2022/06/29	136.14	137.00	135.80	136.56	120p	陽線引け	137.00	135.80	137.38	136.18	137.38	136.18	134.70	135.25	135.91	136.45	137.11	137.66	138.31	135.84	Bull	134.79	~ 135.25	135.71	~ 135.85	136.45	137.06	~ 137.20	137.66	~ 138.12	
2022/06/30	136.58	136.81	135.55	135.75	125p	陰線引け	136.81	135.55	136.28	135.02	136.28	135.02	134.01	134.78	135.26	136.04	136.52	137.29	137.77	136.12	Bear	134.30	~ 134.78	135.26	~ 135.41	136.04	136.66	~ 136.81	137.29	~ 137.77	
2022/07/01	135.75	135.98	134.75	135.30	123p	陰線引け	135.98	134.75	135.64	134.41	135.64	134.41	133.47	134.11	134.71	135.34	135.94	136.58	137.17	135.94	Bear	133.64	~ 134.11	134.58	~ 134.73	135.34	135.96	~ 136.11	136.58	~ 137.05	
週足	Open	High	Low	Close	値幅/週	引け形態	真の高値	真の安値	予想高値	予想安値	予想高値	予想安値	LBOP	S2	S1	PP	R1	R2	HBOP	3-days AVG	Support Zone 2	Support Zone 1	BP	Resistance Zone 1	Resistance Zone 2						
2022/06/06 ~ 2022/06/10	130.92	134.55	130.43	134.38	412p	陽線引け	-	-	-	-	-	-	127.58	129.01	131.69	133.12	135.81	137.24	139.93												
2022/06/13 ~ 2022/06/17	134.43	135.58	131.50	134.98	408p	陽線引け	135.58	130.43	137.85	132.70	137.31	133.24	128.38	129.94	132.46	134.02	136.54	138.09	140.61												
2022/06/20 ~ 2022/06/24	135.00	136.71	134.27	135.20	244p	陽線引け	136.71	134.27	137.18	134.74	137.18	134.74	131.63	132.95	134.08	135.40	136.52	137.84	138.96	134.18	Bull	132.02	~ 132.95	133.89	~ 134.17	135.40	136.62	~ 136.91	137.84	~ 138.77	
2022/06/27 ~ 2022/07/01	135.18	137.00	134.52	135.30	248p	陽線引け	137.00	134.52	137.39	134.91	137.39	134.91	131.74	133.13	134.21	135.61	136.69	138.08	139.17	135.01	Bull	132.18	~ 133.13	134.08	~ 134.37	135.61	136.85	~ 137.14	138.08	~ 139.03	

EUR/JPY										Demark						Pivot						Fibonacci Zone								
当日のOHLCLから計算される翌日の										TD Range Projection						TD pivot points														
日足	Open	High	Low	Close	値幅/日	引け形態	真の高値	真の安値	予想高値	予想安値	予想高値	予想安値	StopLoss	Support	Pivot	Resistance	StopLoss	3-days AVG	Support Zone 2	Support Zone 1	BP	Resistance Zone 1	Resistance Zone 2							
													LBOP	S2	S1	PP	R1	R2	HBOP											
2022/06/27	142.68	143.49	142.04	143.37	145p	陽線引け	-	-	-	-	-	-	141.00	141.52	142.45	142.97	143.90	144.42	145.35											
2022/06/28	143.37	144.27	142.87	143.25	140p	陰線引け	144.27	142.87	143.76	142.36	143.76	142.36	141.26	142.06	142.66	143.46	144.05	144.86	145.45											
2022/06/29	143.25	143.85	142.49	142.60	136p	陽線引け	143.85	142.49	143.22	141.86	143.22	141.86	140.75	141.62	142.11	142.98	143.46	144.33	144.82	143.14	Bear	141.10	~ 141.62	142.14	~ 142.30	142.98	143.65	~ 143.81	144.33	~ 144.85
2022/06/30	142.61	142.86	141.38	142.27	148p	陽線引け	142.86	141.38	142.56	141.09	142.56	141.09	140.00	140.69	141.48	142.17	142.96	143.65	144.44	142.87	Bear	140.13	~ 140.69	141.26	~ 141.43	142.17	142.91	~ 143.08	143.65	~ 144.21
2022/07/01	142.30	142.43	139.79	141.10	263p	陽線引け	142.43	139.79	141.77	139.13	141.77	139.13	137.15	138.47	139.79	141.11	142.42	143.74	145.06	142.08	Bear	137.47	~ 138.47	139.48	~ 139.79	141.11	142.43	~ 142.74	143.74	~ 144.75
週足	Open	High	Low	Close	値幅/週	引け形態	真の高値	真の安値	予想高値	予想安値	予想高値	予想安値	LBOP	S2	S1	PP	R1	R2	HBOP	3-days AVG	Support Zone 2	Support Zone 1	BP	Resistance Zone 1	Resistance Zone 2					
2022/06/06 ~ 2022/06/10	140.36	144.25	139.84	141.35	440p	陽線引け	-	-	-	-	-	-	134.98	137.41	139.38	141.81	143.78	146.22	148.19											
2022/06/13 ~ 2022/06/17	141.36	141.97	137.86	141.64	411p	陽線引け	141.97	137.86	142.87	140.74	143.86	139.75	134.91	136.38	139.01	140.49	143.12	144.60	147.23											
2022/06/20 ~ 2022/06/24	141.64	144.24	141.40	142.76	284p	陽線引け	144.24	141.40	144.92	142.08	144.92	142.08	138.53	139.97	141.36	142.80	144.20	145.64	147.03	141.70	Bull	138.88	~ 139.97	141.05	~ 141.38	142.80	144.22	~ 144.55	145.64	~ 146.72
2022/06/27 ~ 2022/07/01	142.68	144.27	139.79	141.10	448p	陽線引け	144.27	139.79	142.69	138.21	142.69	138.21	134.70	137.25	139.17	141.72	143.65	146.20	148.13	141.67	Bull	135.53	~ 137.25	138.96	~ 139.48	141.72	143.96	~ 144.49	146.20	~ 147.91

EUR/USD										Demark						Pivot						Fibonacci Zone								
当日のOHLCLから計算される翌日の										TD Range Projection						TD pivot points														
日足	Open	High	Low	Close	値幅/日	引け形態	真の高値	真の安値	予想高値	予想安値	予想高値	予想安値	StopLoss	Support	Pivot	Resistance	StopLoss	3-days AVG	Support Zone 2	Support Zone 1	BP	Resistance Zone 1	Resistance Zone 2							
													LBOP	S2	S1	PP	R1	R2	HBOP											
2022/06/27	1.0554	1.0615	1.0550	1.0585	65p	陽線引け	-	-	-	-	-	-	1.0487	1.0519	1.0552	1.0583	1.0617	1.0648	1.0681											
2022/06/28	1.0585	1.0606	1.0504	1.0522	102p	陽線引け	1.0606	1.0504	1.0564	1.0462	1.0564	1.0462	1.0379	1.0442	1.0482	1.0544	1.0584	1.0647	1.0687											
2022/06/29	1.0522	1.0536	1.0435	1.0442	100p	陽線引け	1.0536	1.0435	1.0489	1.0388	1.0489	1.0388	1.0306	1.0371	1.0406	1.0471	1.0506	1.0571	1.0607	1.0533	Bear	1.0332	~ 1.0371	1.0409	~ 1.0421	1.0471	1.0521	~ 1.0533	1.0571	~ 1.0610
2022/06/30	1.0441	1.0488	1.0383	1.0481	106p	陽線引け	1.0488	1.0383	1.0537	1.0432	1.0537	1.0432	1.0307	1.0345	1.0413	1.0451	1.0518	1.0556	1.0624	1.0489	Bear	1.0305	~ 1.0345	1.0385	~ 1.0398	1.0451	1.0503	~ 1.0516	1.0556	~ 1.0596
2022/07/01	1.0483	1.0483	1.0367	1.0429	115p	陽線引け	1.0483	1.0367	1.0456	1.0340	1.0456	1.0340	1.0254	1.0311	1.0370	1.0426	1.0485	1.0542	1.0601	1.0449	Bear	1.0267	~ 1.0311	1.0355	~ 1.0369	1.0426	1.0484	~ 1.0498	1.0542	~ 1.0586
週足	Open	High	Low	Close	値幅/週	引け形態	真の高値	真の安値	予想高値	予想安値	予想高値	予想安値	LBOP	S2	S1	PP	R1	R2	HBOP	3-days AVG	Support Zone 2	Support Zone 1	BP	Resistance Zone 1	Resistance Zone 2					
2022/06/06 ~ 2022/06/10	1.0721	1.0774	1.0506	1.0519	268p	陽線引け	-	-	-	-	-	-	1.0158	1.0332	1.0425	1.0600	1.0693	1.0867	1.0960											
2022/06/13 ~ 2022/06/17	1.0515	1.0602	1.0359	1.0494	242p	陽線引け	1.0602	1.0359	1.0548	1.0440	1.0548	1.0306	1.0126	1.0243	1.0368	1.0485	1.0611	1.0727	1.0853											
2022/06/20 ~ 2022/06/24	1.0489	1.0605	1.0470	1.0559	135p	陽線引け	1.0605	1.0470	1.0650	1.0514	1.0650	1.0514	1.0349	1.0409	1.0484	1.0545	1.0619	1.0680	1.0755	1.0543	Bull	1.0358	~ 1.0409	1.0461	~ 1.0477	1.0545	1.0612	~ 1.0628	1.0680	~ 1.0732
2022/06/27 ~ 2022/07/01	1.0554	1.0615	1.0367	1.0429	248p	陽線引け	1.0615	1.0367	1.0522	1.0274	1.0522	1.0274	1.0078	1.0223	1.0326	1.0470	1.0574	1.0718	1.0821	1.0500	Bear	1.0128	~ 1.0223	1.0317	~ 1.0346	1.0470	1.0594	~ 1.0624	1.0718	~ 1.0813

GBP/JPY										Demark						Pivot						Fibonacci Zone								
当日のOHLCLから計算される翌日の										TD Range Projection						TD pivot points														
日足	Open	High	Low	Close	値幅/日	引け形態	真の高値	真の安値	予想高値	予想安値	予想高値	予想安値	StopLoss	Support	Pivot	Resistance	StopLoss	3-days AVG	Support Zone 2	Support Zone 1	BP	Resistance Zone 1	Resistance Zone 2							
													LBOP	S2	S1	PP	R1	R2	HBOP											
2022/06/27	165.87	166.53	165.14	166.17	139p	陽線引け	-	-	-	-	-	-	163.97	164.55	165.36	165.94	166.75	167.33	168.14											
2022/06/28	166.20	166.93	165.73	165.90	120p	陰線引け	166.93	165.73	166.41	165.21	166.41	165.21	164.24	164.99	165.44	166.18	166.64	167.38	167.84											
2022/06/29	165.92	166.34	165.41	165.54	93p	陽線引け	166.34	165.41	165.94	165.01	165.94	165.01	164.26	164.93	165.19	165.76	166.11	166.69	167.04	165.96	Bear	164.48	~ 164.83	165.19	~ 165.30	165.76	166.23	~ 166.33	166.69	~ 167.04
2022/06/30	165.56	165.82	164.82	165.27	100p	陽線引け	165.82	164.82	165.55	164.55	165.55	164.55	163.79	164.31	164.79	165.31	165.79	166.31	166.79	165.75	Bear	163.92	~ 164.31	164.69	~ 164.81	165.31	165.81	~ 165.93	166.31	~ 166.69
2022/07/01	165.28	165.31	161.59	163.68	372p	陽線引け	165.31	161.59	164.50	160.77	164.50	160.77	158.02	159.81	161.74	163.53	165.46	167.25	169.18	164.87	Bear	158.38	~ 159.81	16						

IMM扱い8通貨/ダウ/日経/金/オイル/主要クロス円の過去5日及び過去5週の4本値

AUDUSD					CADUSD					CHFUSD				
Date	Open	High	Low	Close	Date	Open	High	Low	Close	Date	Open	High	Low	Close
2022/07/01	0.6903	0.6903	0.6764	0.6819	2022/07/01	0.7767	0.7772	0.7712	0.7758	2022/07/01	1.0469	1.0474	1.0372	1.0418
2022/06/30	0.6879	0.6919	0.6854	0.6903	2022/06/30	0.7755	0.7775	0.7732	0.7767	2022/06/30	1.0473	1.0493	1.0411	1.0469
2022/06/29	0.6907	0.6920	0.6862	0.6879	2022/06/29	0.7770	0.7786	0.7752	0.7755	2022/06/29	1.0447	1.0531	1.0440	1.0473
2022/06/28	0.6925	0.6964	0.6905	0.6906	2022/06/28	0.7767	0.7801	0.7755	0.7769	2022/06/28	1.0456	1.0488	1.0431	1.0446
2022/06/27	0.6943	0.6959	0.6908	0.6924	2022/06/27	0.7756	0.7773	0.7742	0.7767	2022/06/27	1.0434	1.0479	1.0395	1.0456

CNYUSD					EURUSD					GBPUSD				
Date	Open	High	Low	Close	Date	Open	High	Low	Close	Date	Open	High	Low	Close
2022/07/01	0.1493	0.1494	0.1487	0.1492	2022/07/01	1.0483	1.0483	1.0367	1.0429	2022/07/01	1.2176	1.2177	1.1977	1.2098
2022/06/30	0.1491	0.1495	0.1490	0.1492	2022/06/30	1.0441	1.0488	1.0383	1.0481	2022/06/30	1.2122	1.2188	1.2092	1.2175
2022/06/29	0.1492	0.1493	0.1489	0.1492	2022/06/29	1.0522	1.0536	1.0435	1.0442	2022/06/29	1.2187	1.2212	1.2106	1.2122
2022/06/28	0.1495	0.1500	0.1492	0.1496	2022/06/28	1.0585	1.0606	1.0504	1.0522	2022/06/28	1.2270	1.2291	1.2181	1.2186
2022/06/27	0.1497	0.1498	0.1495	0.1495	2022/06/27	1.0554	1.0615	1.0550	1.0585	2022/06/27	1.2270	1.2332	1.2239	1.2268

JPYUSD					MXNUSD					NZDUSD				
Date	Open	High	Low	Close	Date	Open	High	Low	Close	Date	Open	High	Low	Close
2022/07/01	0.0074	0.0074	0.0074	0.0074	2022/07/01	0.0497	0.0497	0.0489	0.0494	2022/07/01	0.6242	0.6247	0.6148	0.6209
2022/06/30	0.0073	0.0074	0.0073	0.0074	2022/06/30	0.0497	0.0498	0.0493	0.0497	2022/06/30	0.6222	0.6255	0.6199	0.6243
2022/06/29	0.0073	0.0074	0.0073	0.0073	2022/06/29	0.0496	0.0498	0.0495	0.0497	2022/06/29	0.6238	0.6260	0.6205	0.6221
2022/06/28	0.0074	0.0074	0.0073	0.0073	2022/06/28	0.0502	0.0503	0.0496	0.0497	2022/06/28	0.6303	0.6313	0.6236	0.6238
2022/06/27	0.0074	0.0074	0.0074	0.0074	2022/06/27	0.0503	0.0505	0.0501	0.0502	2022/06/27	0.6316	0.6327	0.6283	0.6303

Nikkei 225 -Japan (NIX)					(ドル建て終値)		出来高	
Date	Open	High	Low	Close				
2022/07/01	26460.71	26527.34	25841.75	25935.62	191.69	0	0	0
2022/06/30	26753.28	26753.28	26324.70	26393.04	194.43	861070200	1395709400	
2022/06/29	26814.23	26858.68	26689.37	26804.60	196.28	1011203600	1699812900	
2022/06/28	26795.68	27049.47	26789.50	27049.47	198.69	733592000	1249927900	
2022/06/27	26741.80	26938.43	26665.58	26871.27	198.38	657739000	1133879200	
週4本値	26741.80	27049.47	25841.75	25935.62	191.69	(N225銘柄計)	(東証一部全体計)	

XAUUSD				
Date	Open	High	Low	Close
2022/07/01	1807.30	1809.39	1784.59	1806.06
2022/06/30	1817.86	1824.66	1802.89	1807.22
2022/06/29	1820.08	1832.76	1812.26	1817.92
2022/06/28	1822.73	1829.46	1818.54	1819.95
2022/06/27	1838.00	1840.99	1820.92	1822.78
週4本値	1838.00	1840.99	1784.59	1806.06

Dow Jones Industrial - USA (DJIA)					出来高	
Date	Open	High	Low	Close		
2022/07/01	30737.77	31139.35	30487.79	31097.26	313349000	
2022/06/30	30790.00	30979.85	30431.87	30775.43	394070000	
2022/06/29	31067.41	31152.96	30894.53	31029.31	269390000	
2022/06/28	31549.05	31885.09	30934.33	30946.99	350780000	
2022/06/27	31533.60	31598.59	31351.37	31438.26	309910000	
週4本値	31533.60	31885.09	30431.87	31097.26		

Historical Data by

 Arrangement by
<https://fx.najirane.com>

Crude Light Oil					出来高	
Date	Open	High	Low	Close		
2022/07/01	106.01	109.34	104.56	108.46	285493	
2022/06/30	109.70	110.45	105.10	105.76	322060	
2022/06/29	111.86	114.05	109.22	109.78	322060	
2022/06/28	110.18	112.22	109.62	111.76	306748	
2022/06/27	107.22	110.54	105.60	109.57	282914	
週4本値	107.22	114.05	104.56	108.46		

USDJPY					EURJPY					GBPJPY				
日付	始値	高値	安値	終値	日付	始値	高値	安値	終値	日付	始値	高値	安値	終値
2022/07/01	135.75	135.98	134.75	135.30	2022/07/01	142.30	142.43	139.79	141.10	2022/07/01	165.28	165.31	161.59	163.68
2022/06/30	136.58	136.81	135.55	135.75	2022/06/30	142.61	142.86	141.38	142.27	2022/06/30	165.56	165.82	164.82	165.27
2022/06/29	136.14	137.00	135.80	136.56	2022/06/29	143.25	143.85	142.49	142.60	2022/06/29	165.92	166.34	165.41	165.54
2022/06/28	135.45	136.38	135.11	136.14	2022/06/28	143.37	144.27	142.87	143.25	2022/06/28	166.20	166.93	165.73	165.90
2022/06/27	135.18	135.55	134.52	135.45	2022/06/27	142.68	143.49	142.04	143.37	2022/06/27	165.87	166.53	165.14	166.17

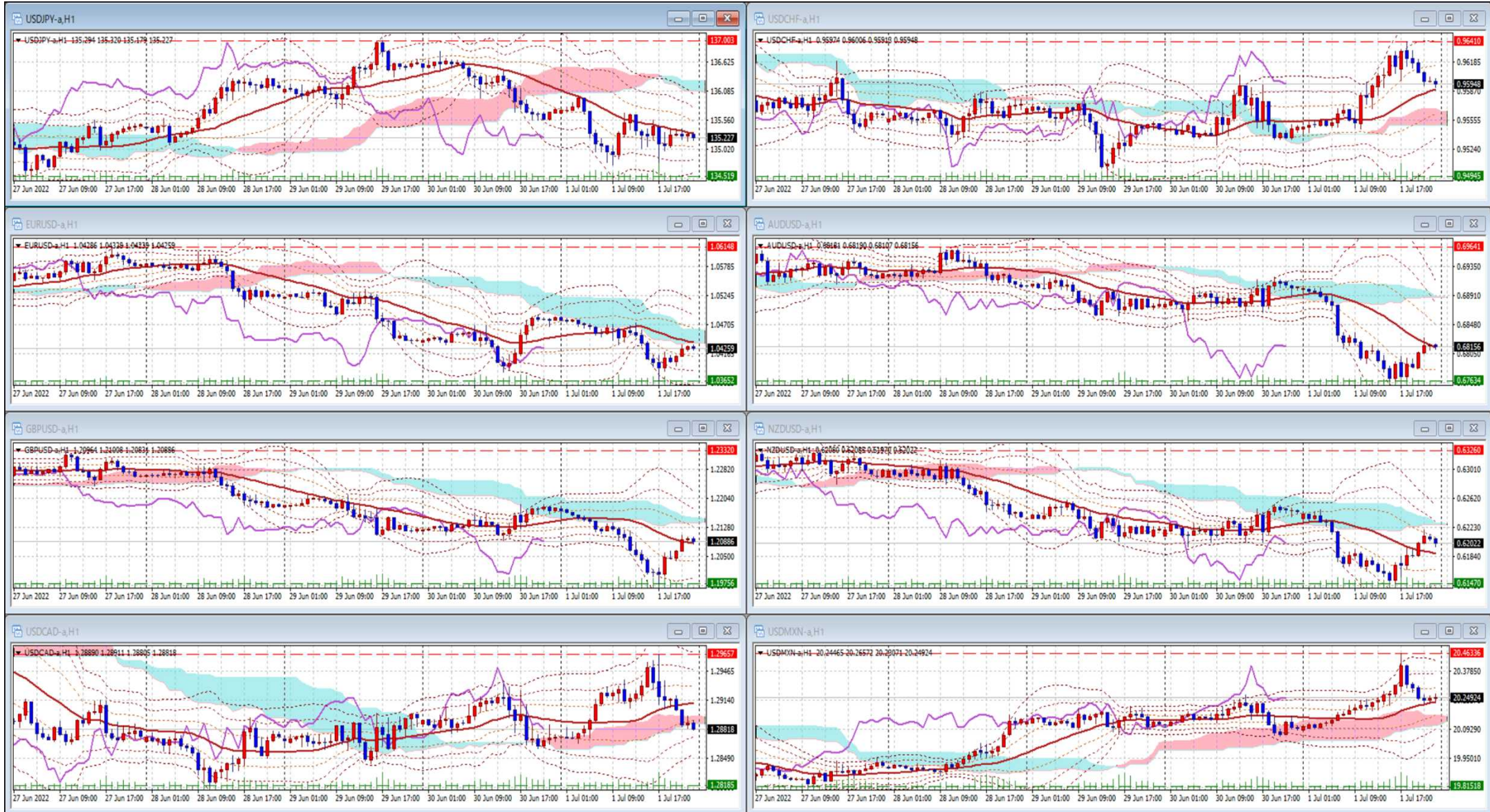
USDJPY Weekly					EURJPY Weekly					GBPJPY Weekly				
日付	始値	高値	安値	終値	日付	始値	高値	安値	終値	日付	始値	高値	安値	終値
2022/07/01	135.18	137.00	134.52	135.30	2022/07/01	142.68	144.27	139.79	141.10	2022/07/01	165.87	166.93	161.59	163.68
2022/06/24	135.00	136.71	134.27	135.20	2022/06/24	141.64	144.24	141.40	142.76	2022/06/24	165.09	167.85	164.49	166.12
2022/06/17	134.43	135.58	131.50	134.98	2022/06/17	141.36	141.97	137.86	141.64	2022/06/17	165.57	166.22	160.01	164.85
2022/06/10	130.92	134.55	130.43	134.38	2022/06/10	140.36	144.25	139.84	141.35	2022/06/10	163.55	168.73	162.92	165.43
2022/06/03	127.13	130.98	126.87	130.85	2022/06/03	136.45	140.37	136.27	140.28	2022/06/03	160.53	164.10	160.34	163.54

先週のIMM取り扱い対ドル8通貨チャート

※ 赤線は週最高値/青線は週最低値、BB中心線はSMA21

2022/06/27 ~ 2022/07/01

Chart by OANDA Japan MetaTrader4



Pivot Maker Ver 3.0 by FX_勝てば官軍?

<https://fx.najirane.com>