

JAPANESE YEN - CHICAGO MERCANTILE EXCHANGE

Code-097741

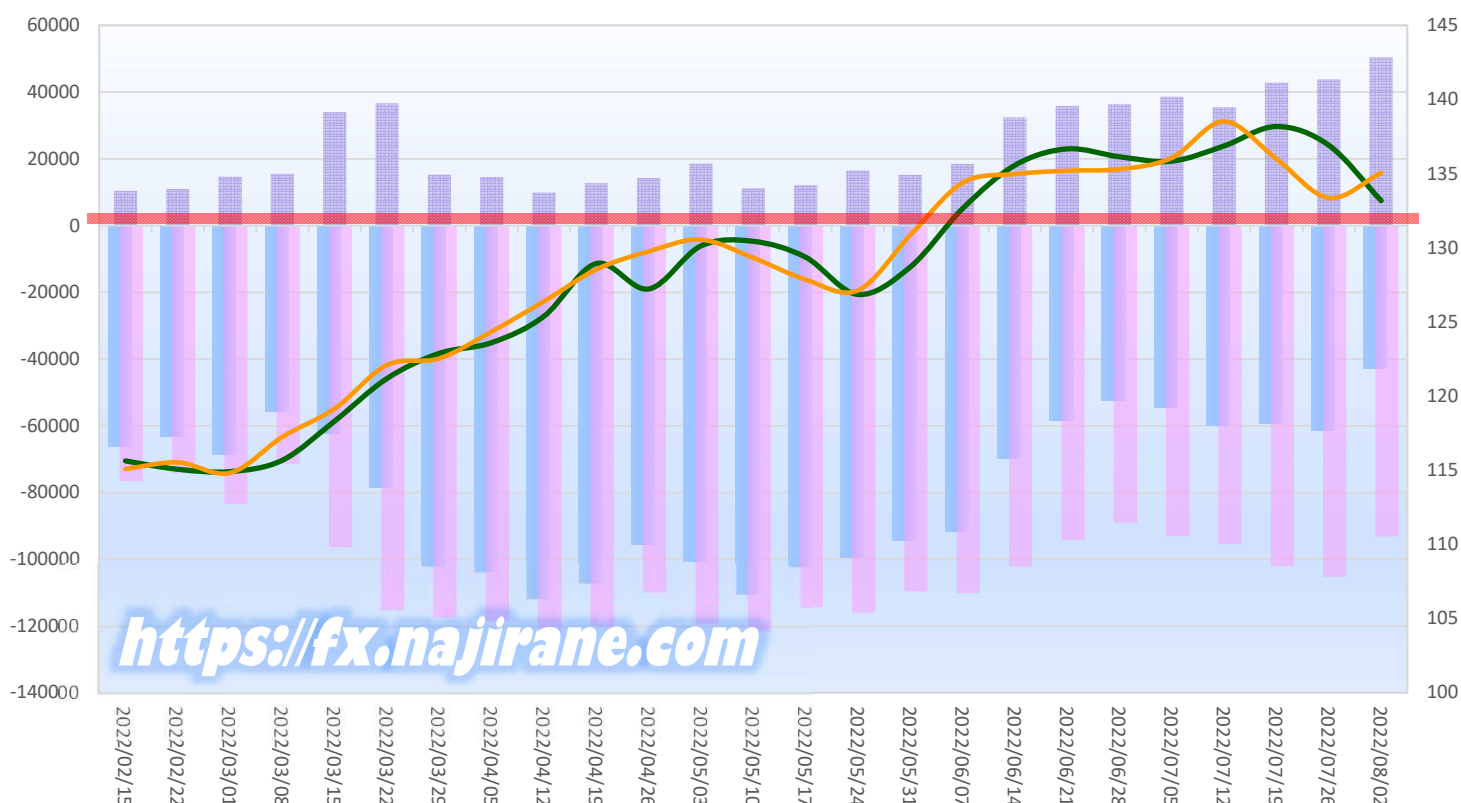
2022/02/08 ~ 2022/08/02

2022/08/05 NYクローズ時公表値

Report_Date	Non Commercial Positions												参考引け値	
	Long	増減	増減(%)	Short	増減	増減(%)	売り越し	増減	増減(%)	売買計	増減	増減(%)	8/2(火)	8/5(金)
2022/08/02	50433	6621	15.1%	93186	-12107	-11.5%	42753	-18728	-30.5%	143619	-5486	-3.7%	133.18	135.05
2022/07/26	43812	932	2.2%	105293	3188	3.1%	61481	2256	3.8%	149105	4120	2.8%	136.92	133.36
2022/07/19	42880	7347	20.7%	102105	6574	6.9%	59225	-773	-1.3%	144985	13921	10.6%	138.18	135.99
2022/07/12	35533	-3127	-8.1%	95531	2426	2.6%	59998	5553	10.2%	131064	-701	-0.5%	136.87	138.53
2022/07/05	38660	2198	6.0%	93105	4073	4.6%	54445	1875	3.6%	131765	6271	5.0%	135.84	136.06
2022/06/28	36462	598	1.7%	89032	-5286	-5.6%	52570	-5884	-10.1%	125494	-4688	-3.6%	136.14	135.30
2022/06/21	35864	3423	10.6%	94318	-7878	-7.7%	58454	-11301	-16.2%	130182	-4455	-3.3%	136.67	135.20
2022/06/14	32441	13975	75.7%	102196	-7916	-7.2%	69755	-21891	-23.9%	134637	6059	4.7%	135.57	134.98
2022/06/07	18466	3265	21.5%	110112	472	0.4%	91646	-2793	-3.0%	128578	3737	3.0%	132.64	134.38
2022/05/31	15201	-1366	-8.2%	109640	-6371	-5.5%	94439	-5005	-5.0%	124841	-7737	-5.8%	128.70	130.85
2022/05/24	16567	4454	36.8%	116011	1589	1.4%	99444	-2865	-2.8%	132578	6043	4.8%	126.85	127.13
2022/05/17	12113	917	8.2%	114422	-7228	-5.9%	102309	-8145	-7.4%	126535	-6311	-4.8%	129.37	127.86
2022/05/10	11196	-7389	-39.8%	121650	2271	1.9%	110454	9660	9.6%	132846	-5118	-3.7%	130.44	129.33
2022/05/03	18585	4316	30.2%	119379	9575	8.7%	100794	5259	5.5%	137964	13891	11.2%	130.13	130.55
2022/04/26	14269	1546	12.2%	109804	-10106	-8.4%	95535	-11652	-10.9%	124073	-8560	-6.5%	127.22	129.76
2022/04/19	12723	2798	28.2%	119910	-1842	-1.5%	107187	-4640	-4.1%	132633	956	0.7%	128.94	128.54
2022/04/12	9925	-4658	-31.9%	121752	3340	2.8%	111827	7998	7.7%	131677	-1318	-1.0%	125.38	126.39
2022/04/05	14583	-691	-4.5%	118412	1007	0.9%	103829	1698	1.7%	132995	316	0.2%	123.60	124.35
2022/03/29	15274	-21402	-58.4%	117405	2247	2.0%	102131	23649	30.1%	132679	-19155	-12.6%	122.88	122.54
2022/03/22	36676	2660	7.8%	115158	18802	19.5%	78482	16142	25.9%	151834	21462	16.5%	121.19	122.09
2022/03/15	34016	18468	118.8%	96356	24952	34.9%	62340	6484	11.6%	130372	43420	49.9%	118.32	119.15
2022/03/08	15548	883	6.0%	71404	-11993	-14.4%	55856	-12876	-18.7%	86952	-11110	-11.3%	115.67	117.25
2022/03/01	14665	3689	33.6%	83397	9234	12.5%	68732	5545	8.8%	98062	12923	15.2%	114.91	114.81
2022/02/22	10976	551	5.3%	74163	-2424	-3.2%	63187	-2975	-4.5%	85139	-1873	-2.2%	115.06	115.53
2022/02/15	10425	-5267	-33.6%	76587	1747	2.3%	66162	7014	11.9%	87012	-3520	-3.9%	115.62	115.08
2022/02/08	15692			74840			59148			90532			115.55	115.29

JAPANESE YEN - CHICAGO MERCANTILE EXCHANGE  
FUTURES ONLY POSITIONS

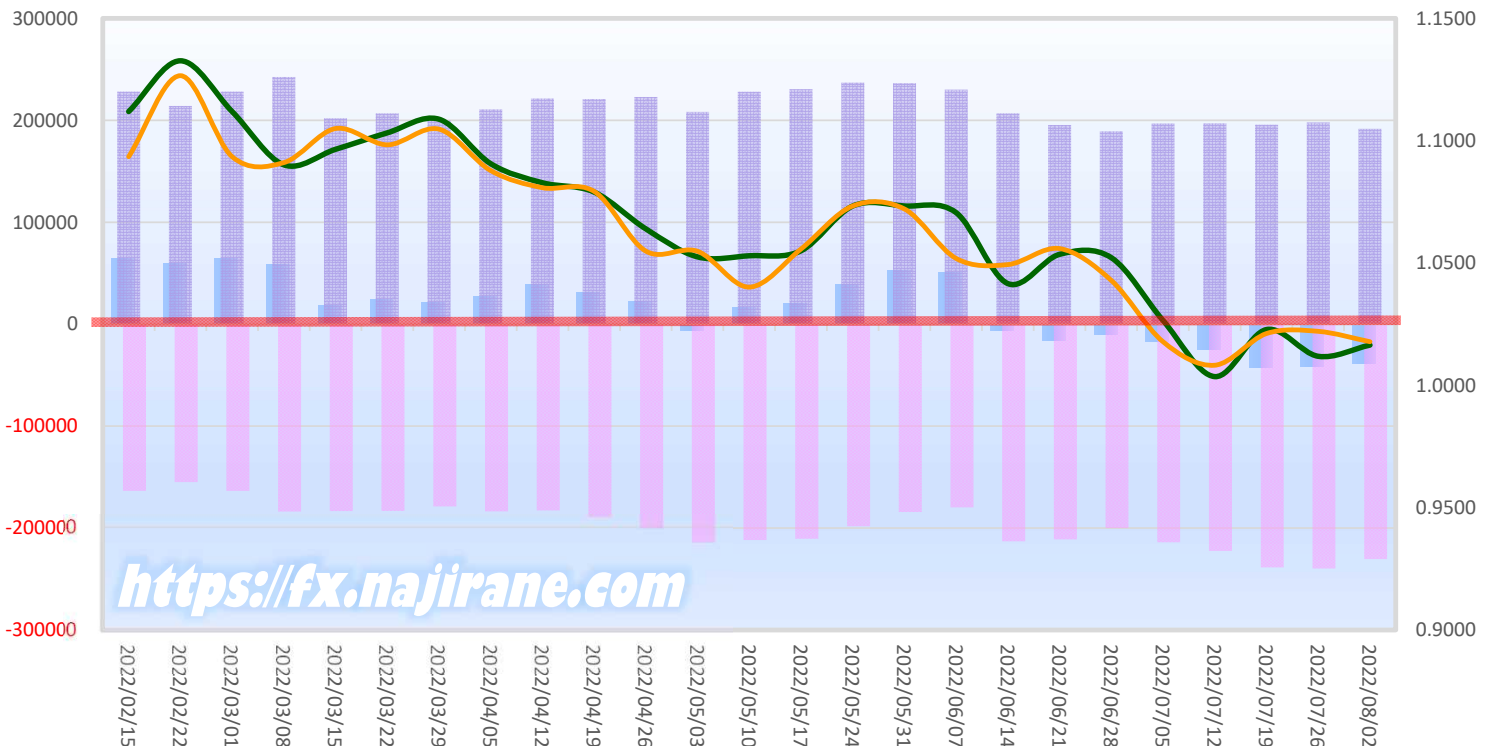
売越し Long Short 火曜終値 金曜終値



EURO FX - CHICAGO MERCANTILE EXCHANGE											Code-099741			
2022/02/08 ~ 2022/08/02											2022/08/05 NYクローズ時公表値			
Report_Date	Non Commercial Positions										参考引け値			
	Long	増減		Short	増減		売り越し	増減		売買計	増減		8/2(火)	8/5(金)
2022/08/02	191692	-6349	-3.2%	230503	-9122	-3.8%	38811	-2773	-6.7%	422195	-15471	-3.5%	1.0165	1.0178
2022/07/26	198041	2166	1.1%	239625	1005	0.4%	41584	-1161	-2.7%	437666	3171	0.7%	1.0119	1.0221
2022/07/19	195875	-1365	-0.7%	238620	16136	7.3%	42745	17501	69.3%	434495	14771	3.5%	1.0228	1.0212
2022/07/12	197240	102	0.1%	222484	8494	4.0%	25244	8392	49.8%	419724	8596	2.1%	1.0036	1.0082
2022/07/05	197138	7724	4.1%	213990	13980	7.0%	16852	6256	59.0%	411128	21704	5.6%	1.0266	1.0178
2022/06/28	189414	-6140	-3.1%	200010	-11149	-5.3%	10596	-5009	-32.1%	389424	-17289	-4.3%	1.0522	1.0429
2022/06/21	195554	-11432	-5.5%	211159	-1845	-0.9%	15605	9587	159.3%	406713	-13277	-3.2%	1.0536	1.0559
2022/06/14	206986	-23262	-10.1%	213004	33299	18.5%	6018	-56561	-111.9%	419990	10037	2.4%	1.0416	1.0494
2022/06/07	230248	-6305	-2.7%	179705	-4576	-2.5%	-50543	-1729	-3.3%	409953	-10881	-2.6%	1.0706	1.0519
2022/05/31	236553	-519	-0.2%	184281	-13861	-7.0%	-52272	13342	34.3%	420834	-14380	-3.3%	1.0733	1.0721
2022/05/24	237072	6302	2.7%	198142	-12289	-5.8%	-38930	18591	91.4%	435214	-5987	-1.4%	1.0733	1.0734
2022/05/17	230770	2540	1.1%	210431	-1270	-0.6%	-20339	3810	23.1%	441201	1270	0.3%	1.0550	1.0557
2022/05/10	228230	19781	9.5%	211701	-3126	-1.5%	-16529	-22907	-359.2%	439931	16655	3.9%	1.0530	1.0402
2022/05/03	208449	-14544	-6.5%	214827	14035	7.0%	6378	-28579	-128.7%	423276	-509	-0.1%	1.0526	1.0548
2022/04/26	222993	1990	0.9%	200792	11090	5.8%	-22201	-9100	-29.1%	423785	13080	3.2%	1.0640	1.0549
2022/04/19	221003	-642	-0.3%	189702	7117	3.9%	-31301	-7759	-19.9%	410705	6475	1.6%	1.0790	1.0793
2022/04/12	221645	10731	5.1%	182585	-959	-0.5%	-39060	11690	42.7%	404230	9772	2.5%	1.0828	1.0808
2022/04/05	210914	10871	5.4%	183544	4875	2.7%	-27370	5996	28.1%	394458	15746	4.2%	1.0906	1.0878
2022/03/29	200043	-7008	-3.4%	178669	-4539	-2.5%	-21374	-2469	-10.4%	378712	-11547	-3.0%	1.1088	1.1048
2022/03/22	207051	5011	2.5%	183208	-38	0.0%	-23843	5049	26.9%	390259	4973	1.3%	1.1032	1.0984
2022/03/15	202040	-40643	-16.7%	183246	-593	-0.3%	-18794	-40050	-68.1%	385286	-41236	-9.7%	1.0965	1.1050
2022/03/08	242683	14298	6.3%	183839	20393	12.5%	-58844	-6095	-9.4%	426522	34691	8.9%	1.0902	1.0910
2022/03/01	228385	14190	6.6%	163446	8557	5.5%	-64939	5633	9.5%	391831	22747	6.2%	1.1120	1.0935
2022/02/22	214195	-3704	-1.7%	154889	-15429	-9.1%	-59306	11725	24.6%	369084	-19133	-4.9%	1.1327	1.1266
2022/02/15	217899	-1074	-0.5%	170318	-9813	-5.4%	-47581	8739	22.5%	388217	-10887	-2.7%	1.1358	1.1325
2022/02/08	218973			180131			-38842			399104			1.1418	1.1342

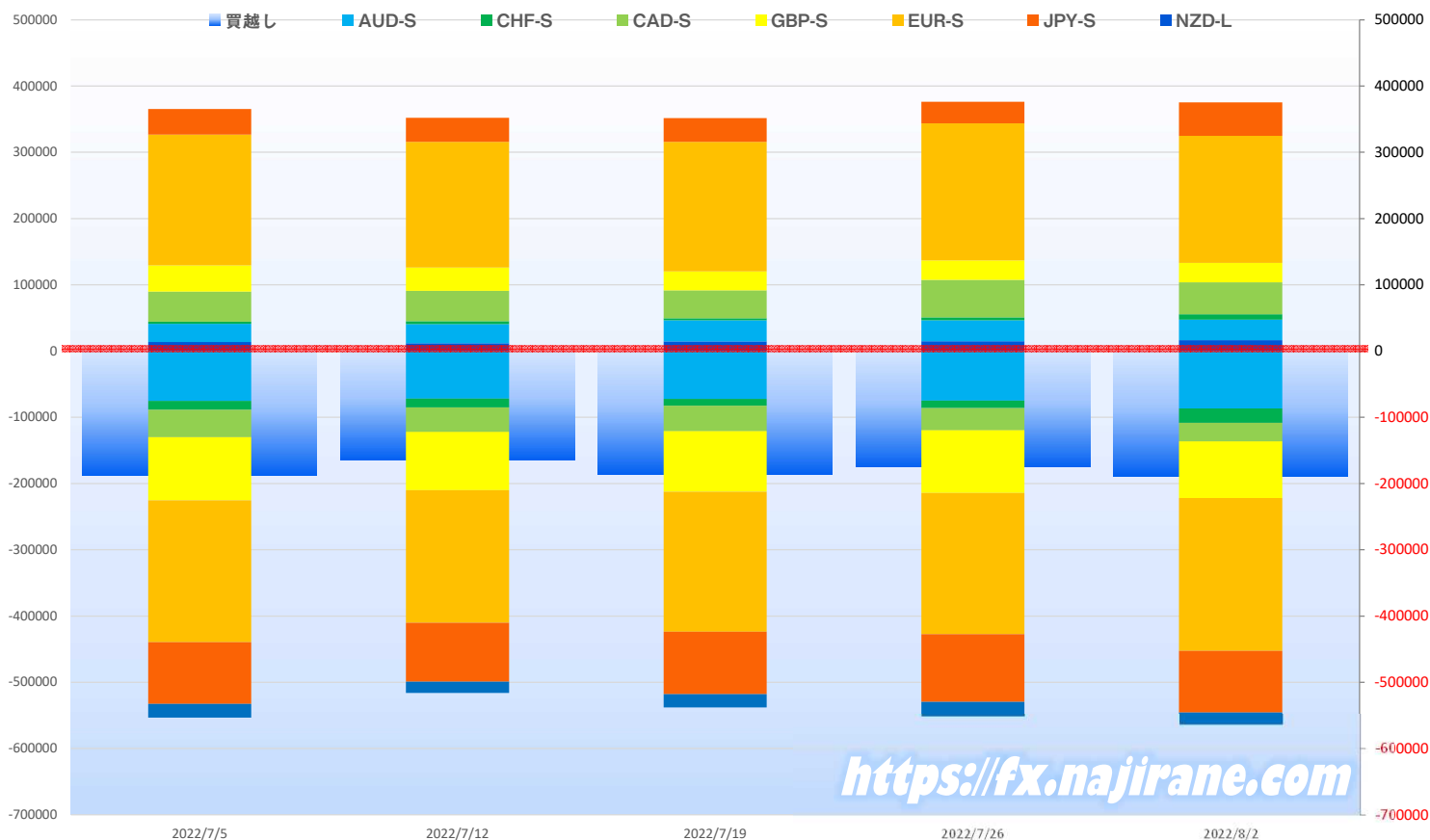
### EURO FX - CHICAGO MERCANTILE EXCHANGE FUTURES ONLY POSITIONS

■ 売越し ■ Long ■ Short ■ 火曜終値 ■ 金曜終値



	2022/07/05			2022/07/12			2022/07/19			2022/07/26			2022/08/02		
	Long	Short	売り越し	Long	Short	売り越し	Long	Short	売り越し	Long	Short	売り越し	Long	Short	売り越し
JPY	38660	93105	54445	35533	95531	59998	42880	102105	59225	43812	105293	61481	<b>50433</b>	<b>93186</b>	<b>42753</b>
	前週比 枚数増減 (枚)			-3127	2426	5553	7347	6574	-773	932	3188	2256	6621	-12107	-18728
	前週比 枚数増減 (%)			-8.1%	2.6%	10.2%	20.7%	6.9%	-1.3%	2.2%	3.1%	3.8%	15.1%	-11.5%	-30.5%
EUR	197138	213990	16852	197240	222484	25244	195875	238620	42745	198041	239625	41584	<b>191692</b>	<b>230503</b>	<b>38811</b>
	前週比 枚数増減 (枚)			102	8494	8392	-1365	16136	17501	2166	1005	-1161	-6349	-9122	-2773
	前週比 枚数増減 (%)			0.1%	4.0%	49.8%	-0.7%	7.3%	69.3%	1.1%	0.4%	-2.7%	-3.2%	-3.8%	-6.7%
GBP	39618	95826	56208	33850	92939	59089	31943	89193	57250	34606	88596	53990	<b>29305</b>	<b>85714</b>	<b>56409</b>
	前週比 枚数増減 (枚)			-5768	-2887	2881	-1907	-3746	-1839	2663	-597	-3260	-5301	-2882	2419
	前週比 枚数増減 (%)			-14.6%	-3.0%	5.1%	-5.6%	-4.0%	-3.1%	8.3%	-0.7%	-5.7%	-15.3%	-3.3%	4.5%
AUD	27622	75243	47621	30527	72127	41600	30578	73726	43148	30024	77409	47385	<b>30835</b>	<b>86785</b>	<b>55950</b>
	前週比 枚数増減 (枚)			2905	-3116	-6021	51	1599	1548	-554	3683	4237	811	9376	8565
	前週比 枚数増減 (%)			10.5%	-4.1%	-12.6%	0.2%	2.2%	3.7%	-1.8%	5.0%	9.8%	2.7%	12.1%	18.1%
CAD	45365	41072	-4293	41613	38108	-3505	42040	35373	-6667	46414	30645	-15769	<b>48342</b>	<b>28065</b>	<b>-20277</b>
	前週比 枚数増減 (枚)			-3752	-2964	-788	427	-2735	3162	4374	-4728	9102	1928	-2580	4508
	前週比 枚数増減 (%)			-8.3%	-7.2%	-18.4%	1.0%	-7.2%	90.2%	10.4%	-13.4%	136.5%	4.2%	-8.4%	28.6%
CHF	3218	13353	10135	7017	15741	8724	6948	17860	10912	8138	19437	11299	<b>8170</b>	<b>21478</b>	<b>13308</b>
	前週比 枚数増減 (枚)			3799	2388	-1411	-69	2119	2188	1190	1577	387	32	2041	2009
	前週比 枚数増減 (%)			118.1%	17.9%	-13.9%	-1.0%	13.5%	25.1%	17.1%	8.8%	3.5%	0.4%	10.5%	17.8%
NZD	13634	20690	7056	14926	20209	5283	15791	19462	3671	17311	21497	4186	<b>16521</b>	<b>18094</b>	<b>1573</b>
	前週比 枚数増減 (枚)			1292	-481	-1773	865	-747	-1612	1520	2035	515	-790	-3403	-2613
	前週比 枚数増減 (%)			9.5%	-2.3%	-25.1%	5.8%	-3.7%	-30.5%	9.6%	10.5%	14.0%	-4.6%	-15.8%	-62.4%
MXN	107141	121559	14418	104715	127953	23238	97965	128725	30760	96752	126650	29898	<b>101415</b>	<b>124468</b>	<b>23053</b>
	前週比 枚数増減 (枚)			-2426	6394	8820	-6750	772	7522	-1213	-2075	-862	4663	-2182	-6845
	前週比 枚数増減 (%)			-2.3%	5.3%	61.2%	-6.4%	0.6%	32.4%	-1.2%	-1.6%	-2.8%	4.8%	-1.7%	-22.9%
Total All 8	<b>472396</b>	<b>674838</b>	<b>202442</b>	<b>465421</b>	<b>685092</b>	<b>219671</b>	<b>464020</b>	<b>705064</b>	<b>241044</b>	<b>475098</b>	<b>709152</b>	<b>234054</b>	<b>476713</b>	<b>688293</b>	<b>211580</b>
	前週比 枚数増減 (枚)			-6975	10254	17229	-1401	19972	21373	11078	4088	-6990	1615	-20859	-22474
	前週比 枚数増減 (%)			-1.5%	1.5%	8.5%	-0.3%	2.9%	9.7%	2.4%	0.6%	-2.9%	0.3%	-2.9%	-9.6%
Total 7 (MXN除く)	<b>365255</b>	<b>553279</b>	<b>188024</b>	<b>360706</b>	<b>557139</b>	<b>196433</b>	<b>366055</b>	<b>576339</b>	<b>210284</b>	<b>378346</b>	<b>582502</b>	<b>204156</b>	<b>375298</b>	<b>563825</b>	<b>188527</b>
	前週比 枚数増減 (枚)			-4549	3860	8409	5349	19200	13851	12291	6163	-6128	-3048	-18677	-15629
	前週比 枚数増減 (%)			-1.2%	0.7%	4.5%	1.5%	3.4%	7.1%	3.4%	1.1%	-2.9%	-0.8%	-3.2%	-7.7%

## 直近5週 CFTC IMM主要7通貨の売買構成

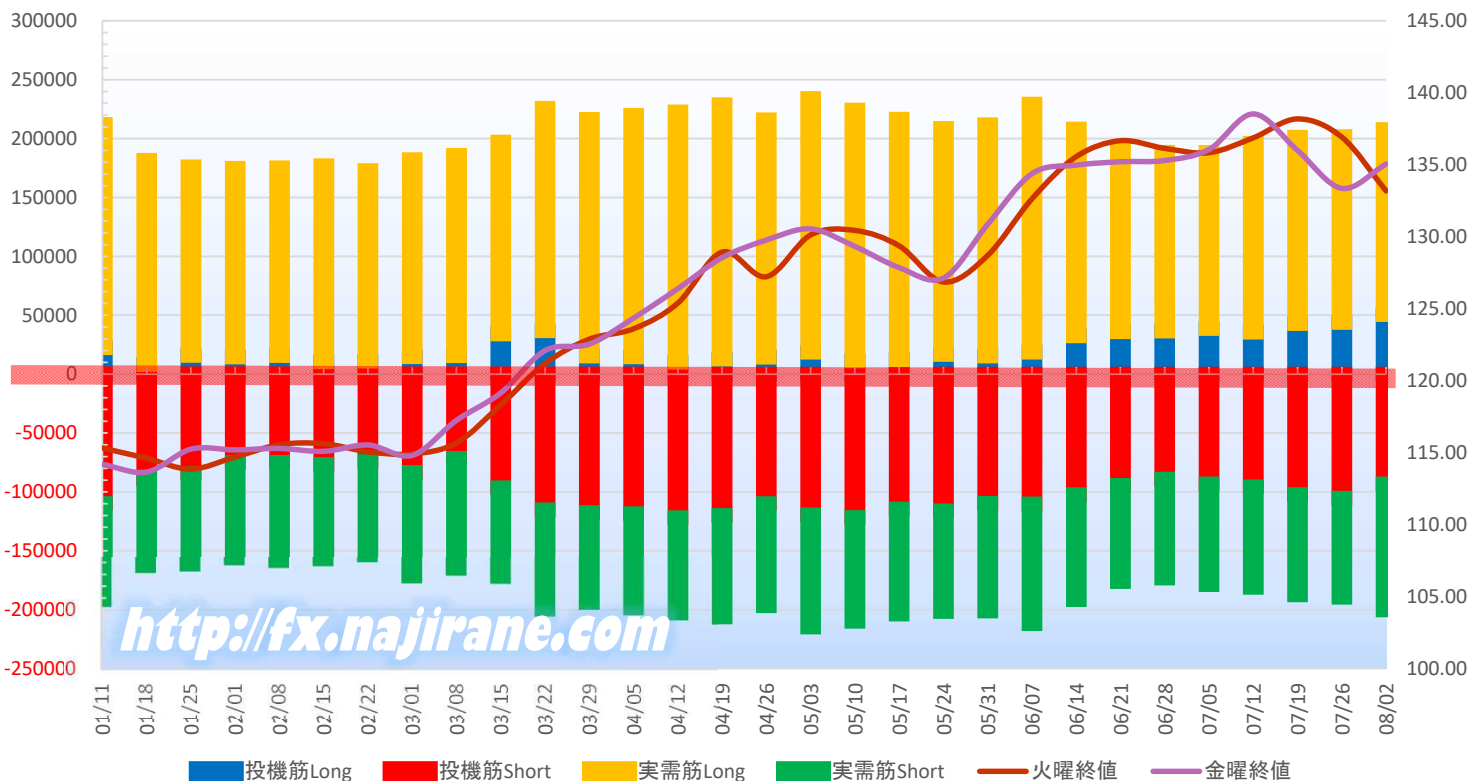


JAPANESE YEN - CHICAGO MERCANTILE EXCHANGE  
FUTURES ONLY POSITIONS

Code-097741  
2022/08/05 公表値

Date	投機筋集計				実需筋集計				投機筋+実需筋合計				ドル円終値	
	円買い	円売り	売り越し	売買計	円買い	円売り	売り越し	売買計	円買い	円売り	売り越し	売買計	火曜締め	金曜締め
2022/08/02	50433	93186	42753	143619	157333	107079	-50254	264412	207766	200265	-7501	408031	133.18	135.05
2022/07/26	43812	105293	61481	149105	157963	84190	-73773	242153	201775	189483	-12292	391258	136.92	133.36
2022/07/19	42880	102105	59225	144985	158427	85345	-73082	243772	201307	187450	-13857	388757	138.18	135.99
2022/07/12	35533	95531	59998	131064	160589	85522	-75067	246111	196122	181053	-15069	377175	136.87	138.53
2022/07/05	38660	93105	54445	131765	149702	85639	-64063	235341	188362	178744	-9618	367106	135.84	136.06
2022/06/28	36462	89032	52570	125494	152071	84176	-67895	236247	188533	173208	-15325	361741	136.14	135.30
2022/06/21	35864	94318	58454	130182	156248	81899	-74349	238147	192112	176217	-15895	368329	136.67	135.20
2022/06/14	32441	102196	69755	134637	175789	89346	-86443	265135	208230	191542	-16688	399772	135.57	134.98
2022/06/07	18466	110112	91646	128578	210889	101780	-109109	312669	229355	211892	-17463	441247	132.64	134.38
2022/05/31	15201	109640	94439	124841	196584	91535	-105049	288119	211785	201175	-10610	412960	128.70	130.85
2022/05/24	16567	116011	99444	132578	192215	85516	-106699	277731	208782	201527	-7255	410309	126.85	127.13
2022/05/17	12113	114422	102309	126535	204417	89355	-115062	293772	216530	203777	-12753	420307	129.37	127.86
2022/05/10	11196	121650	110454	132846	213084	88157	-124927	301241	224280	209807	-14473	434087	130.44	129.33
2022/05/03	18585	119379	100794	137964	215563	95299	-120264	310862	234148	214678	-19470	448826	130.13	130.55
2022/04/26	14269	109804	95535	124073	201828	86907	-114921	288735	216097	196711	-19386	412808	127.22	129.76
2022/04/19	12723	119910	107187	132633	216101	86259	-129842	302360	228824	206169	-22655	434993	128.94	128.54
2022/04/12	9925	121752	111827	131677	212850	80948	-131902	293798	222775	202700	-20075	425475	125.38	126.39
2022/04/05	14583	118412	103829	132995	205209	79985	-125224	285194	219792	198397	-21395	418189	123.60	124.35
2022/03/29	15274	117405	102131	132679	201190	76340	-124850	277530	216464	193745	-22719	410209	122.88	122.54
2022/03/22	36676	115158	78482	151834	189100	84310	-104790	273410	225776	199468	-26308	425244	121.19	122.09
2022/03/15	34016	96356	62340	130372	163089	75492	-87597	238581	197105	171848	-25257	368953	118.32	119.15
2022/03/08	15548	71404	55856	86952	170330	93673	-76657	264003	185878	165077	-20801	350955	115.67	117.25
2022/03/01	14665	83397	68732	98062	167605	88070	-79535	255675	182270	171467	-10803	353737	114.91	114.81
2022/02/22	10976	74163	63187	85139	162044	79564	-82480	241608	173020	153727	-19293	326747	115.06	115.53
2022/02/15	10425	76587	66162	87012	166645	80389	-86256	247034	177070	156976	-20094	334046	115.62	115.08
2022/02/08	15692	74840	59148	90532	159601	83644	-75957	243245	175293	158484	-16809	333777	115.55	115.29
2022/02/01	14510	75150	60640	89660	160358	81005	-79353	241363	174868	156155	-18713	331023	114.70	115.19
2022/01/25	15866	84139	68273	100005	160178	77315	-82863	237493	176044	161454	-14590	337498	113.86	115.25
2022/01/18	8002	88881	80879	96883	173701	73961	-99740	247662	181703	162842	-18861	344545	114.61	113.65
2022/01/11	22364	109889	87525	132253	189708	81316	-108392	271024	212072	191205	-20867	403277	115.32	114.19

JAPANESE YEN - CHICAGO MERCANTILE EXCHANGE  
FUTURES ONLY POSITIONS Cord-097741

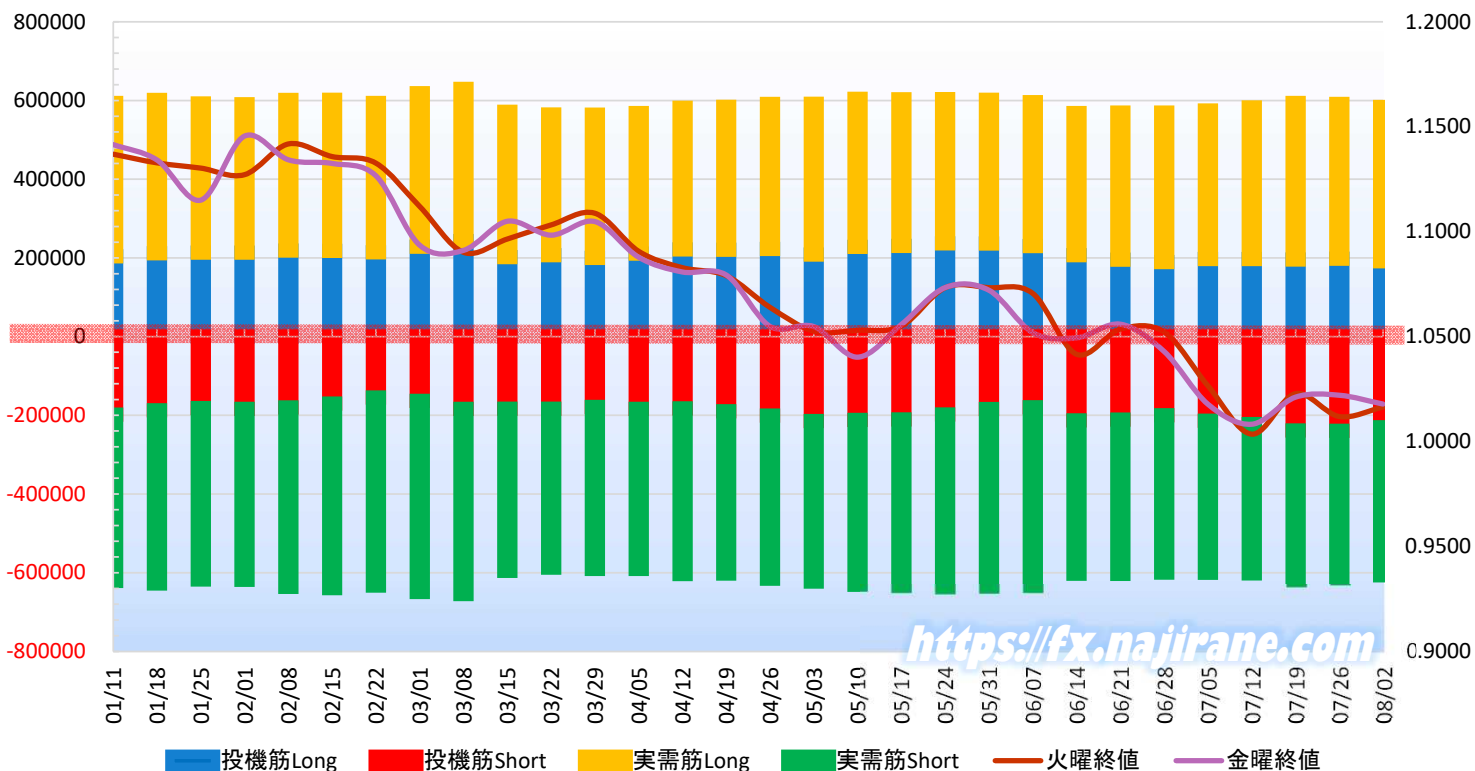


EURO FX - CHICAGO MERCANTILE EXCHANGE  
FUTURES ONLY POSITIONS

Code-099741  
2022/08/05 公表値

Date	投機筋集計				実需筋集計				投機筋+実需筋合計				ユーロドル終値	
	EUR買い	EUR売り	売り越し	売買計	EUR買い	EUR売り	売り越し	売買計	EUR買い	EUR売り	売り越し	売買計	火曜締め	金曜締め
2022/08/02	191692	230503	38811	422195	391841	376321	-15520	768162	583533	606824	23291	1190357	1.0165	1.0178
2022/07/26	198041	239625	41584	437666	393062	374406	-18656	767468	591103	614031	22928	1205134	1.0119	1.0221
2022/07/19	195875	238620	42745	434495	397991	380561	-17430	778552	593866	619181	25315	1213047	1.0228	1.0212
2022/07/12	197240	222484	25244	419724	385039	379279	-5760	764318	582279	601763	19484	1184042	1.0036	1.0082
2022/07/05	197138	213990	16852	411128	377654	386290	8636	763944	574792	600280	25488	1175072	1.0266	1.0178
2022/06/28	189414	200010	10596	389424	380084	399896	19812	779980	569498	599906	30408	1169404	1.0522	1.0429
2022/06/21	195554	211159	15605	406713	373695	391877	18182	765572	569249	603036	33787	1172285	1.0536	1.0559
2022/06/14	206986	213004	6018	419990	361159	389654	28495	750813	568145	602658	34513	1170803	1.0416	1.0494
2022/06/07	230248	179705	-50543	409953	365628	453817	88189	819445	595876	633522	37646	1229398	1.0706	1.0519
2022/05/31	236553	184281	-52272	420834	365434	450620	85186	816054	601987	634901	32914	1236888	1.0733	1.0721
2022/05/24	237072	198142	-38930	435214	366345	438945	72600	805290	603417	637087	33670	1240504	1.0733	1.0734
2022/05/17	230770	210431	-20339	441201	372113	423630	51517	795743	602883	634061	31178	1236944	1.0550	1.0557
2022/05/10	228230	211701	-16529	439931	376043	419069	43026	795112	604273	630770	26497	1235043	1.0530	1.0402
2022/05/03	208449	214827	6378	423276	383222	407808	24586	791030	591671	622635	30964	1214306	1.0526	1.0548
2022/04/26	222993	200792	-22201	423785	368280	414387	46107	782667	591273	615179	23906	1206452	1.0640	1.0549
2022/04/19	221003	189702	-31301	410705	362930	412656	49726	775586	583933	602358	18425	1186291	1.0790	1.0793
2022/04/12	221645	182585	-39060	404230	359853	420603	60750	780456	581498	603188	21690	1184686	1.0828	1.0808
2022/04/05	210914	183544	-27370	394458	357140	406757	49617	763897	568054	590301	22247	1158355	1.0906	1.0878
2022/03/29	200043	178669	-21374	378712	364163	411511	47348	775674	564206	590180	25974	1154386	1.1088	1.1048
2022/03/22	207051	183208	-23843	390259	357492	403870	46378	761362	564543	587078	22535	1151621	1.1032	1.0984
2022/03/15	202040	183246	-18794	385286	369253	411882	42629	781135	571293	595128	23835	1166421	1.0965	1.1050
2022/03/08	242683	183839	-58844	426522	386654	470527	83873	857181	629337	654366	25029	1283703	1.0902	1.0910
2022/03/01	228385	163446	-64939	391831	390260	485365	95105	875625	618645	648811	30166	1267456	1.1120	1.0935
2022/02/22	214195	154889	-59306	369084	379583	477633	98050	857216	593778	632522	38744	1226300	1.1327	1.1266
2022/02/15	217899	170318	-47581	388217	383827	468884	85057	852711	601726	639202	37476	1240928	1.1358	1.1325
2022/02/08	218973	180131	-38842	399104	382426	455678	73252	838104	601399	635809	34410	1237208	1.1418	1.1342
2022/02/01	213563	183847	-29716	397410	376805	434272	57467	811077	590368	618119	27751	1208487	1.1271	1.1455
2022/01/25	213408	181848	-31560	395256	379154	435412	56258	814566	592562	617260	24698	1209822	1.1303	1.1150
2022/01/18	211901	187317	-24584	399218	389617	440081	50464	829698	601518	627398	25880	1228916	1.1328	1.1342
2022/01/11	204361	198356	-6005	402717	389191	422581	33390	811772	593552	620937	27385	1214489	1.1369	1.1415

EURO FX - CHICAGO MERCANTILE EXCHANGE  
FUTURES ONLY POSITIONS Code-099741



# Bitcoin/USD 及び CME Futures (当月及び限月別)

※取引単位=5ビットコイン  
(CME CFビットコイン参考基準レート=BRRを対象)

Bitcoin/USD					CME Futures 2022/07		CME Futures 2022/08		CME Futures 2022/09		CME Futures 2022/10		CME Futures 2022/11	
Date	Open	High	Low	Close	Close	Volume	Close	Volume	Close	Volume	Close	Volume	Close	Volume
2022/5/28	28623	28815	28555	28815	0	0	0	0	0	0	0	0	0	0
2022/5/29	29020	29498	28841	29446	0	0	0	0	0	0	0	0	0	0
2022/5/30	29443	31950	29304	31726	0	0	0	0	0	0	0	0	0	0
2022/5/31	31724	32250	31286	31792	31735	1177	31825	105	31925	5	32045	1	32195	0
2022/6/1	31793	31957	29502	29799	30115	902	30205	34	30305	4	30425	0	30570	0
2022/6/2	29795	30605	29653	30467	30365	485	30440	5	30540	0	30660	0	30805	0
2022/6/3	30468	30633	29376	29704	29595	282	29675	3	29775	0	29895	0	30040	0
2022/6/4	29706	29931	29500	29833	0	0	0	0	0	0	0	0	0	0
2022/6/5	29835	30118	29574	29907	0	0	0	0	0	0	0	0	0	0
2022/6/6	29910	31693	29894	31371	31555	665	31635	18	31730	2	31850	0	31995	0
2022/6/7	31372	31490	29312	31155	31115	1048	31215	168	31335	50	31455	1	31600	0
2022/6/8	31151	31254	29944	30214	30140	861	30225	155	30330	8	30450	1	30595	0
2022/6/9	30215	30609	30020	30112	29980	267	30055	122	30130	4	30245	0	30390	0
2022/6/10	30110	30246	28978	29084	28970	907	29050	186	29165	44	29280	0	29410	0
2022/6/11	29085	29402	28236	28361	0	0	0	0	0	0	0	0	0	0
2022/6/12	28374	28503	26763	26763	0	0	0	0	0	0	0	0	0	0
2022/6/13	26738	26796	22141	22487	23145	2242	23200	116	23305	16	23395	0	23505	0
2022/6/14	22488	23019	20951	22207	22150	2571	22215	101	22300	18	22385	0	22470	0
2022/6/15	22197	22643	20178	22573	21660	2700	21720	66	21805	8	21895	0	21990	0
2022/6/16	22576	22869	20265	20382	20800	1717	20855	87	20935	53	21025	2	21120	0
2022/6/17	20386	21243	20327	20471	20510	2982	20560	99	20625	57	20715	0	20850	15
2022/6/18	20473	20736	17709	19018	0	0	0	0	0	0	0	0	0	0
2022/6/19	19011	20684	18067	20553	0	0	0	0	0	0	0	0	0	0
2022/6/20	20553	20913	19689	20600	0	0	20160	99	20800	57	20910	0	21000	0
2022/6/21	20594	21621	20415	20711	20905	8036	21025	1665	21085	193	21170	32	21210	15
2022/6/22	20719	20836	19848	19987	20120	7636	20210	3052	20275	77	20320	2	20350	2
2022/6/23	19987	21135	19950	21086	20900	7558	20995	3706	21070	123	21125	20	21180	3
2022/6/24	21085	21473	20778	21232	21255	7037	21325	351	21395	61	21460	17	21490	0
2022/6/25	21234	21521	20965	21502	0	0	0	0	0	0	0	0	0	0
2022/6/26	21496	21784	21016	21027	0	0	0	0	0	0	0	0	0	0
2022/6/27	21028	21478	20620	20735	20800	5894	20855	474	20910	70	20990	0	21055	0
2022/6/28	20732	21164	20229	20281	20175	5868	20220	349	20265	113	20330	1	20395	0
2022/6/29	20281	20364	19938	20104	20185	6703	20215	320	20255	7	20320	0	20385	0
2022/6/30	20108	20141	18730	19785	18760	10284	18805	670	18845	141	18895	6	18960	2
2022/7/1	19820	20633	19074	19269	19315	10646	19335	1326	19365	236	19425	12	19465	4
2022/7/2	19275	19372	19027	19242	0	0	0	0	0	0	0	0	0	0
2022/7/3	19242	19558	18967	19297	0	0	0	0	0	0	0	0	0	0
2022/7/4	19297	20259	19063	20231	0	0	0	0	0	0	0	0	0	0
2022/7/5	20225	20635	19341	20190	20390	15041	20410	1172	20470	190	20530	7	20595	2
2022/7/6	20195	20596	19824	20548	20275	5808	20305	585	20370	121	20435	2	20490	3
2022/7/7	20548	21772	20296	21638	21855	8758	21870	1009	21920	86	21980	3	22010	0
2022/7/8	21637	22315	21257	21731	21765	9678	21790	777	21855	228	21930	4	21995	8
2022/7/9	21717	21877	21446	21592	0	0	0	0	0	0	0	0	0	0
2022/7/10	21591	21591	20727	20860	0	0	0	0	0	0	0	0	0	0
2022/7/11	20856	20856	19925	19971	20455	7657	20490	455	20550	134	20600	11	20665	1
2022/7/12	19970	20043	19309	19324	19315	7721	19350	425	19405	223	19450	3	19515	0
2022/7/13	19326	20223	19000	20212	19615	12021	19630	681	19670	167	19715	14	19780	0
2022/7/14	20211	20790	19689	20570	20625	10781	20625	671	20665	65	20705	7	20750	4
2022/7/15	20573	21138	20397	20836	21190	6272	21195	329	21235	85	21275	8	21320	0
2022/7/16	20834	21514	20519	21190	0	0	0	0	0	0	0	0	0	0
2022/7/17	21195	21601	20778	20779	0	0	0	0	0	0	0	0	0	0
2022/7/18	20782	22633	20782	22486	21620	10033	21615	992	21660	143	21710	8	21755	0
2022/7/19	22468	23667	21683	23389	23460	11774	23455	1196	23495	160	23550	0	23615	0
2022/7/20	23393	24197	23010	23232	23695	10139	23695	923	23745	124	23800	7	23865	0
2022/7/21	23233	23388	22431	23165	23230	7350	23240	1072	23280	78	23330	4	23395	0
2022/7/22	23164	23672	22603	22715	22615	6639	22600	1300	22650	144	22705	5	22770	2
2022/7/23	22707	22977	22003	22465	0	0	0	0	0	0	0	0	0	0
2022/7/24	22466	22974	22307	22609	0	0	0	0	0	0	0	0	0	0
2022/7/25	22607	22649	21362	21362	21885	10395	21805	4534	21970	163	22030	56	22075	18
2022/7/26	21361	21361	20777	21240	20915	11713	20920	6888	21015	2018	21075	131	21100	15
2022/7/27	21244	22987	21071	22931	22780	13017	22810	6806	22880	2947	22935	59	22975	7
2022/7/28	22934	24110	22722	23844	23805	11797	23925	8974	24025	2673	24065	101	24105	10
2022/7/29	23845	24295	23481	23805	24082	688	23990	7464	24055	332	24105	23	24150	8
2022/7/30	23797	24573	23581	23656	0	0	---	---	---	---	---	---	---	---
2022/7/31	23652	24122	23276	23337	0	0	---	---	---	---	---	---	---	---
2022/8/1	23337	23465	22891	23314	0	0	23030	5781	23090	525	23135	198	23185	72
2022/8/2	23308	23415	22710	22978	---	---	23000	5487	23045	443	23105	135	23155	2
2022/8/3	22981	23579	22748	22847	0	0	23540	6020	23580	270	23630	12	23675	16
2022/8/4	22848	23198	22486	22631	0	0	22455	6020	22505	270	22560	12	22620	16



Date	BTC(BitCoin)/JPY					ETH(Ethereum)/JPY					XRP(Ripple)/JPY				
	Open	High	Low	Close	Volume	Open	High	Low	Close	Volume	Open	High	Low	Close	Volume
2022/6/6	3910336.00	4164225.75	3907250.00	4146519.75	4222742.35	236060.73	250578.88	235917.05	245757.61	2183382.33	51.6930	53.3903	51.6114	53.2693	161495.83
2022/6/7	4146661.25	4176994.50	388821.25	4137986.75	5415091.08	245763.44	247059.77	229408.27	240937.02	3190281.97	53.2690	55.2441	51.1743	54.1499	221367.11
2022/6/8	4137455.75	4149318.25	3984905.50	4062577.00	4066301.90	240943.97	243418.58	235485.89	241161.05	2425829.80	54.1484	54.4184	52.7181	53.8705	159092.13
2022/6/9	4062701.00	4089343.75	4035585.00	4046902.00	2915296.97	241153.05	244122.78	239160.38	240543.67	1614498.34	53.8718	53.9048	53.1600	53.8015	122543.42
2022/6/10	4046677.75	4055222.00	3893489.25	3909880.75	4015233.76	240525.38	241127.00	223623.72	223839.92	2487684.50	53.8005	54.8723	51.1181	51.3186	191507.97
2022/6/11	3909996.75	3952646.25	3795370.50	3812118.50	3662348.30	223863.55	225758.58	202568.64	205609.72	2839797.68	51.3225	52.1606	48.2047	48.2584	149388.97
2022/6/12	3813826.00	3831188.50	3608100.25	3608100.25	4605834.11	205680.45	206959.45	193044.66	194841.94	3163526.20	48.2672	49.0205	45.9173	46.5785	184711.07
2022/6/13	3604720.00	3613572.75	2972331.00	3018512.00	9155188.55	194655.73	195372.47	158719.70	161692.75	6062261.36	46.5675	47.0485	40.6631	41.7194	343489.81
2022/6/14	3018592.50	3100836.75	2813473.25	3004507.00	6888441.26	161689.06	168958.88	147094.00	163934.05	4509146.61	41.7220	43.5890	39.6497	43.5849	267491.14
2022/6/15	3003145.50	3037835.25	271557.25	3027357.00	7364525.44	163893.88	165703.34	138013.25	165391.52	5034678.13	43.5789	46.2288	40.4429	46.0957	300801.30
2022/6/16	3027821.75	3074120.50	2687999.75	2698855.50	4129255.37	165444.77	167510.58	140421.83	141384.56	2503677.03	46.0931	46.2881	40.9088	41.3211	195672.37
2022/6/17	2699394.00	2853272.75	2700697.00	2763281.75	3662388.64	141418.59	149474.73	140952.94	146660.55	1969588.10	41.3330	45.4704	41.1469	43.3807	186484.94
2022/6/18	2763544.00	2798992.50	2390531.50	2567239.00	5670958.89	146641.47	147827.81	120967.99	134133.52	2923317.48	43.3739	43.9655	39.2260	41.5898	189420.08
2022/6/19	2566329.25	2797207.75	2438900.00	2780826.75	4780088.24	134101.64	15486.17	127313.63	152570.20	2948896.02	41.5821	44.5985	40.3556	44.1145	156867.59
2022/6/20	2780840.25	2821837.25	264568.25	2783047.75	4163648.88	152570.20	178250.27	143788.28	152347.23	2666880.43	44.1101	44.2634	42.4010	43.6849	160486.68
2022/6/21	2782339.50	2943302.75	2756227.25	2823214.75	3949144.08	152329.61	161313.05	150171.16	153333.16	2130925.79	43.6764	45.7496	43.2164	44.7974	170067.13
2022/6/22	2824416.75	2835412.75	2703705.25	2718091.25	3885964.98	153407.91	153529.06	142944.02	142985.77	2041332.01	44.8114	44.8030	43.5359	43.8692	144715.97
2022/6/23	2718033.75	2851341.25	2714443.50	2842828.00	3530716.67	142973.17	154668.95	142894.50	154153.03	1976194.02	43.8701	45.3150	43.8367	45.2368	125023.23
2022/6/24	2842662.25	2903353.25	2793804.25	2870732.25	3374542.10	154128.48	164743.41	152550.03	165881.67	2296075.73	45.2338	51.8856	45.1990	49.7014	304641.76
2022/6/25	2870996.50	2909842.75	2834621.50	2907331.25	2484150.96	165865.45	168524.97	164164.64	168126.45	1687683.94	49.7063	50.3362	48.0913	49.6772	123330.75
2022/6/26	2906541.00	2934577.50	2838467.25	2839820.25	2434641.48	168064.34	172004.88	161984.36	162042.06	1633695.27	49.6942	50.5323	48.4598	48.4660	106627.00
2022/6/27	2839947.75	2899040.00	2793021.25	2808405.25	2839585.96	162026.05	166890.56	159803.78	161761.67	1691942.30	48.4659	49.2676	47.5395	47.8420	134207.25
2022/6/28	2807872.50	2872790.25	2755235.00	2759134.00	2908908.99	161613.88	167552.00	155286.72	155713.29	1907825.08	47.8420	48.1279	45.8467	45.8929	141343.37
2022/6/29	2759206.75	2771310.00	2720853.00	2746672.00	3217846.04	155709.92	156866.16	149165.94	150141.02	2102120.66	45.8986	46.4132	44.2925	44.9459	149556.39
2022/6/30	2747258.00	2735750.75	2542555.50	2686739.25	3567055.97	150196.92	150899.38	137076.70	144937.72	2220410.68	44.9492	45.0116	41.7940	45.0102	197783.39
2022/7/1	2691593.25	2804319.25	2580997.00	2650700.00	4160542.11	145057.98	149284.98	140750.08	143370.05	2366363.62	45.0370	45.2708	42.3111	42.4169	168911.52
2022/7/2	2606439.75	2619544.50	2572937.00	2602034.00	2447629.12	143354.89	145103.53	139817.53	144219.19	1343542.00	42.4234	42.8682	41.9903	42.6742	82298.15
2022/7/3	2602012.25	2646722.75	2564806.00	2605907.50	2213442.35	144213.06	146503.75	141175.66	145003.19	1155584.24	42.6734	44.0294	41.9487	43.4433	98386.75
2022/7/4	2605939.75	2752701.75	2574371.75	2748730.50	2933966.32	145006.86	156658.78	141926.14	156389.22	1857402.21	43.4413	44.7172	42.7205	44.6712	138371.70
2022/7/5	2747927.75	2804030.00	2626932.00	2736628.75	3621105.39	156314.59	158710.89	147690.42	153779.09	2195189.14	44.6594	44.9342	42.7168	44.1088	153237.10
2022/7/6	2737239.25	2802097.25	2680155.25	2793606.00	3344312.49	153817.22	162388.66	150947.22	161373.27	2090086.12	44.1139	45.3046	43.7600	45.1735	149513.78
2022/7/7	2793547.25	2960905.75	2757154.50	2941005.50	3508800.47	161371.48	169575.05	158345.83	168215.11	1934265.99	45.1723	46.7263	44.3962	46.5056	140968.32
2022/7/8	2940946.75	3032668.50	2893903.50	2957495.75	6791116.69	169213.33	171630.03	163449.20	166376.95	2220515.95	46.5077	48.4720	45.8954	46.4939	199947.14
2022/7/9	2955551.25	2977260.00	2918580.25	2938483.25	4033861.09	166349.81	167223.03	164590.20	165618.58	1200497.94	46.4898	47.2296	46.3130	46.9446	82000.62
2022/7/10	2938330.25	2938330.25	2802754.25	2843263.50	3910262.91	165608.52	165608.52	157480.02	159252.27	1497187.02	46.9416	46.9416	43.8389	44.3876	124472.49
2022/7/11	2842705.25	2842705.25	2736133.50	2744279.00	3318636.66	159216.47	159537.67	150371.03	150778.13	1657814.43	44.3870	44.8586	42.8874	43.1895	143195.58
2022/7/12	2744267.75	2755888.75	2639714.25	2642299.50	3529219.22	150781.25	150781.25	141925.95	141959.50	1720603.79	43.1894	43.6178	42.2795	42.6154	132481.14
2022/7/13	2642581.00	2780560.00	2612636.00	2781833.25	4547704.03	141958.81	153265.50	140150.44	153265.50	2519026.39	42.6154	44.7105	41.8477	44.5557	178368.58
2022/7/14	2781749.50	2886678.75	2738458.50	2858749.50	4330354.34	153255.67	167030.19	149660.55	165594.95	2319340.27	44.5585	46.3101	43.6511	46.3101	470690.87
2022/7/15	2859199.25	2928441.00	2830968.75	2888290.25	3590970.05	165615.61	176739.72	164305.41	170933.89	2413590.13	46.3091	48.0910	45.4716	46.3726	209619.97
2022/7/16	2887981.75	2980422.50	2844288.75	2935526.25	3366724.68	170887.11	191007.92	165732.52	187381.38	2543994.38	46.3668	49.2202	46.0483	48.6054	178999.81
2022/7/17	2936180.75	2992369.00	2873601.50	2873762.50	3170892.10	187461.53	190954.25	184214.11	185131.98	2223808.05	48.6040	49.8601	47.4900	47.4935	151171.77
2022/7/18	2874117.50	3126504.50	2874117.50	3108888.25	5526900.97	185155.53	218274.72	185155.53	218274.72	3793933.14	47.4952	50.9654	47.4952	50.6279	225003.52
2022/7/19	3106421.75	3270361.75	2987648.25	3232197.50	6738887.74	218228.55	222335.89	207183.30	213224.53	3835274.09	50.6069	51.9539	48.7245	51.5762	221685.37
2022/7/20	3232171.00	3342627.25	3178502.00	3215704.00	5942663.52	213221.63	222680.48	207513.81	210424.06	3175697.66	51.5806	52.6550	49.6058	49.8977	212447.40
2022/7/21	3215907.50	3236970.00	3098930.50	3175472.25	4610233.32	210448.11	219249.92	203475.16	216145.25	2742966.04	49.9223	50.4463	48.3157	50.3143	164868.41
2022/7/22	3175352.00	3212552.25	3075616.00	3090372.75	4274902.57	216144.67	225433.22	207319.91	209163.97	2574895.94	50.3139	50.7719	48.3683	48.7880	156460.59
2022/7/23	3089285.00	3126049.50	2996312.25	3059303.75	3271240.57	209035.03	216541.61	203678.45	210980.23	2042508.14	48.7769	49.3343	47.7778	48.9616	117636.47
2022/7/24	3059308.00	3129771.25	3037701.00	3082658.00	3213049.24	210970.03	225451.48	210894.95	218081.44	234576.31	48.9606	49.8763	48.6274	48.9835	124469.10
2022/7/25	3082384.00	3093473.50	2914035.75	2914043.50	4852882.45	218037.91	219260.92	197171.11	197171.11	2808098.07	48.9790	49.1948	46.0143	46.0147	164775.62
2022/7/26	2913964.50	2913964.50	2839165.00	2909119.50	3920600.72	197139.42	197139.42	186431.45	197478.19	2498059.04	46.0133	46.2692	44.5974	46.2692	152096.07
2022/7/27	2909724.25	3138235.00	2885278.25	3121296.75	4323015.75	197741.17	222890.36	194887.63	222723.31	3131774.58	46.2706	48.8846	45.3554	48.8830	178866.61
2022/7/28	3121717.75	3237337.00	3070891.75	3204693.75	5404672.04	222723.22	238196.00	216899.44	231908.39	3659986.39	48.8865	50.7027	47.5086	50.1829	247292.24
2022/7/29	3204872.00	3223743.00	3152118.50	3170896.50	4780361.61	231929.31	234425.38	222664.36	230099.27	3096					

Date	日経平均(^N225)					CME日経平均先物ドル建て(NKD)					CME日経平均先物円建て(NIY)					USDJPY
	Open	High	Low	Close	Volume	Open	High	Low	Close	Volume	Open	High	Low	Close	Volume	
2022-08-05	27,915.06	28,190.04	27,911.19	28,175.87		27,925.0	28,240.0	27,825.0	28,130.0	3,078	27,905.0	28,215.0	27,815.0	28,115.0	25,822	135.05
2022-08-04	27,930.94	28,005.09	27,870.05	27,932.20	831019100	28,015.0	28,085.0	27,835.0	27,890.0	4,791	27,880.0	27,880.0	27,880.0	27,880.0	0	133.02
2022-08-03	27,673.00	27,834.70	27,635.92	27,741.90	723339700	27,780.0	28,035.0	27,630.0	27,995.0	4,791	27,990.0	27,990.0	27,990.0	27,990.0	0	133.84
2022-08-02	27,812.48	27,830.58	27,530.60	27,594.73	718210200	27,885.0	27,930.0	27,530.0	27,765.0	3,795	27,755.0	27,755.0	27,755.0	27,755.0	0	133.18
2022-08-01	27,813.82	27,993.35	27,751.59	27,993.35	719464300	28,010.0	28,075.0	27,745.0	27,905.0	3,164	27,905.0	27,905.0	27,905.0	27,905.0	0	131.66
2022-07-29	27,915.22	28,001.80	27,725.24	27,801.64	793450800	27,920.0	28,020.0	27,730.0	28,000.0	4,129	27,990.0	27,990.0	27,990.0	27,990.0	0	133.36
2022-07-28	27,905.22	28,015.68	27,651.99	27,815.48	834648800	28,015.0	28,035.0	27,620.0	27,875.0	4,050	27,865.0	27,865.0	27,865.0	27,865.0	0	134.32
2022-07-27	27,575.16	27,772.97	27,526.10	27,715.75	510697500	27,500.0	28,075.0	27,500.0	28,045.0	4,131	28,000.0	28,000.0	28,000.0	28,000.0	0	136.58
2022-07-26	27,682.20	27,715.78	27,539.05	27,655.21	500287800	27,745.0	27,745.0	27,430.0	27,445.0	2,649	27,425.0	27,425.0	27,425.0	27,425.0	0	136.92
2022-07-25	27,697.77	27,848.59	27,663.26	27,699.25	465158600	27,715.0	27,855.0	27,660.0	27,780.0	2,637	27,755.0	27,755.0	27,755.0	27,755.0	0	136.66
2022-07-22	27,773.14	27,952.25	27,701.25	27,914.66	601362200	27,905.0	27,980.0	27,600.0	27,665.0	3,578	27,640.0	27,640.0	27,640.0	27,640.0	0	135.99
2022-07-21	27,627.88	27,803.00	27,549.56	27,803.00	567028100	27,630.0	27,915.0	27,545.0	27,900.0	3,276	27,880.0	27,880.0	27,880.0	27,880.0	0	137.38
2022-07-20	27,295.95	27,692.85	27,295.95	27,680.26	666583800	27,420.0	27,770.0	27,380.0	27,605.0	4,115	27,575.0	27,575.0	27,575.0	27,575.0	0	138.25
2022-07-19	27,003.83	27,042.44	26,791.71	26,961.68	594409800	26,945.0	27,430.0	26,800.0	27,400.0	3,458	27,350.0	27,350.0	27,350.0	27,350.0	0	138.18
2022-07-15	26,795.68	26,857.77	26,572.55	26,788.47	655438400	26,760.0	27,025.0	26,585.0	27,020.0	3,037	26,945.0	26,945.0	26,945.0	26,945.0	0	138.53
2022-07-14	26,357.32	26,711.78	26,312.79	26,643.39	606317500	26,490.0	26,790.0	26,330.0	26,740.0	3,815	26,685.0	26,685.0	26,685.0	26,685.0	0	138.99
2022-07-13	26,403.79	26,543.07	26,391.82	26,478.77	541279200	26,445.0	26,585.0	26,250.0	26,525.0	3,325	26,475.0	26,475.0	26,475.0	26,475.0	0	137.41
2022-07-12	26,701.00	26,718.67	26,278.28	26,336.66	644292500	26,620.0	26,725.0	26,280.0	26,470.0	4,107	26,435.0	26,435.0	26,435.0	26,435.0	0	136.87
2022-07-11	26,892.73	27,062.09	26,710.59	26,812.30	684833900	26,850.0	27,075.0	26,615.0	26,625.0	2,472	26,575.0	26,575.0	26,575.0	26,575.0	0	137.44
2022-07-08	26,623.85	26,881.75	26,510.53	26,517.19	892526800	26,685.0	26,895.0	26,440.0	26,815.0	3,512	26,675.0	26,675.0	26,675.0	26,675.0	0	136.06
2022-07-07	26,280.94	26,531.97	26,138.83	26,490.53	807013100	26,285.0	26,720.0	26,150.0	26,690.0	2,559	26,672.3	26,672.3	26,672.3	26,672.3	0	136.02
2022-07-06	26,190.40	26,297.98	26,051.19	26,107.65	897466000	26,300.0	26,370.0	26,015.0	26,300.0	3,398	26,285.0	26,285.0	26,285.0	26,285.0	1	135.93
2022-07-05	26,386.23	26,532.51	26,295.07	26,423.47	627956500	26,360.0	26,560.0	25,940.0	26,290.0	5,548	26,270.0	26,270.0	26,270.0	26,270.0	1	135.84
2022-06-30	26,753.28	26,753.28	26,324.70	26,393.04	861070200	26,750.0	26,770.0	26,175.0	26,440.0	5,418	26,425.0	26,425.0	26,425.0	26,425.0	1	135.75
2022-06-29	26,814.23	26,814.23	26,689.37	26,804.60	1011203600	26,805.0	26,905.0	26,655.0	26,760.0	4,580	26,740.0	26,740.0	26,740.0	26,740.0	1	136.56
2022-06-28	26,795.68	27,049.47	26,789.50	27,049.47	733592000	26,760.0	27,275.0	26,715.0	26,800.0	3,729	26,820.0	26,820.0	26,820.0	26,820.0	1	136.14
2022-06-27	26,741.80	26,938.43	26,665.58	26,871.27	657739000	26,925.0	27,005.0	26,675.0	26,755.0	4,026	26,735.0	26,735.0	26,735.0	26,735.0	1	135.45
2022-06-24	26,228.42	26,518.33	26,148.56	26,491.97	726412800	26,210.0	26,935.0	26,140.0	26,930.0	3,774	26,905.0	26,905.0	26,905.0	26,905.0	1	135.20
2022-06-23	26,134.89	26,401.97	26,039.57	26,171.25	656830000	26,230.0	26,415.0	26,035.0	26,255.0	5,159	26,235.0	26,235.0	26,235.0	26,235.0	1	134.95
2022-06-22	26,441.72	26,448.43	26,149.55	26,149.55	663691200	26,555.0	26,555.0	26,005.0	26,260.0	4,191	26,205.0	26,205.0	26,205.0	26,205.0	1	136.16
2022-06-21	26,070.92	26,418.64	25,981.87	26,246.31	653591400	26,060.0	26,550.0	25,525.0	26,500.0	7,707	26,460.0	26,460.0	26,460.0	26,460.0	1	136.67
2022-06-17	25,988.20	26,072.35	25,726.12	25,963.00	1152110900	25,700.0	26,160.0	25,670.0	25,995.0	7,157	25,960.0	25,960.0	25,960.0	25,960.0	1	134.98
2022-06-16	26,715.52	26,947.70	26,431.20	26,431.20	678269900	26,580.0	26,960.0	25,615.0	25,665.0	7,367	25,610.0	25,610.0	25,610.0	25,610.0	1	132.32
2022-06-15	26,625.68	26,637.19	26,321.68	26,326.16	727413700	26,480.0	26,695.0	26,195.0	26,570.0	6,345	26,505.0	26,505.0	26,505.0	26,505.0	1	133.85
2022-06-14	26,555.75	26,656.04	26,358.42	26,629.86	750146000	26,500.0	26,750.0	26,325.0	26,495.0	6,079	26,400.0	26,435.0	26,400.0	26,435.0	1	135.57
2022-06-13	27,369.66	27,388.46	26,949.60	26,987.44	713586400	27,300.0	27,340.0	26,395.0	26,450.0	8,849	26,365.0	26,365.0	26,365.0	26,365.0	0	134.42
2022-06-10	27,996.35	28,044.45	27,795.17	27,824.29	797495200	28,055.0	28,120.0	27,320.0	27,390.0	6,665	27,330.0	27,330.0	27,330.0	27,330.0	0	134.38
2022-06-09	28,189.35	28,389.42	28,189.35	28,246.53	803036000	28,150.0	28,405.0	27,970.0	27,970.0	4,738	28,145.0	28,405.0	27,970.0	27,970.0	1	134.40
2022-06-08	28,100.26	28,234.29	28,090.41	28,234.29	786796900	28,155.0	28,285.0	28,085.0	28,150.0	4,789	28,155.0	28,285.0	28,085.0	28,150.0	27,393	134.24
2022-06-07	27,984.79	28,094.73	27,863.71	27,943.95	682518100	28,045.0	28,220.0	27,865.0	28,210.0	7,955	28,040.0	28,220.0	27,865.0	28,210.0	48,545	132.64
2022-06-06	27,549.64	27,979.54	27,525.48	27,915.89	567646500	27,575.0	28,115.0	27,525.0	28,025.0	10,406	27,570.0	28,120.0	27,520.0	28,025.0	42,051	131.91
2022-06-02	27,340.52	27,450.47	27,251.24	27,413.88	636439200	27,470.0	27,785.0	27,260.0	27,780.0	5,782	27,495.0	27,785.0	27,260.0	27,775.0	31,642	129.87
2022-06-01	27,295.63	27,481.94	27,295.63	27,457.89	757603900	27,190.0	27,620.0	27,185.0	27,440.0	4,406	27,230.0	27,615.0	27,180.0	27,430.0	32,675	130.15
2022-05-31	27,318.09	27,456.68	27,250.70	27,279.80	1417868500	27,165.0	27,485.0	27,065.0	27,185.0	6,489	27,155.0	27,470.0	27,055.0	27,180.0	44,990	128.70
2022-05-27	26,947.80	26,996.70	26,731.60	26,781.68	693125000	26,930.0	27,175.0	26,740.0	27,145.0	4,875	26,920.0	27,170.0	26,730.0	27,140.0	28,169	127.13
2022-05-26	26,685.02	26,895.90	26,598.74	26,604.84	645123400	26,795.0	27,035.0	26,605.0	26,975.0	3,900	26,775.0	27,025.0	26,590.0	26,960.0	27,755	127.12
2022-05-25	26,711.53	26,795.89	26,578.05	26,677.80	723401500	26,735.0	26,880.0	26,505.0	26,810.0	4,068	26,710.0	26,880.0	26,490.0	26,790.0	28,480	127.25
2022-05-24	27,005.43	27,005.43	26,736.01	26,748.14	674413300	27,010.0	27,070.0	26,530.0	26,685.0	4,756	27,050.0	27,055.0	26,515.0	26,675.0	33,958	126.85
2022-05-23	26,991.42	27,047.47	26,832.65	27,001.52	650270400	26,800.0	27,155.0	26,800.0	27,100.0	4,417	26,780.0	27,145.0	26,780.0	27,085.0	29,903	127.90
2022-05-20	26,448.23	26,769.20	26,426.99	26,739.03	763407800	26,395.0	26,955.0	26,380.0	26,730.0	6,333	26,400.0	26,935.0	26,360.0	26,715.0	35,991	127.86
2022-05-19	26,435.32	26,458.09	26,186.66	26,402.84	745043500	26,295.0	26,570.0	26,090.0	26,380.0	8,483	26,250.0	26,555.0	26,080.0	26,370.0	40,893	127.75
2022-05-18	26,826.82	27,053.18	26,741.34	26,911.20	746712900	26,870.0	27,075.0	26,245.0	26,310.0	6,978	26,845.0	27,055.0	26,235.0	26,295.0	39,120	128.32
2022-05-17	26,555.23	26,709.26	26,442.91	26,659.75	789287100	26,490.0	26,885.0	26,460.0	26,845.0	3,991	26,475.0	26,870.0	26,435.0	26,825.0	28,858	129.37
2022-05-16	26,753.37	26,836.96	26,438.61	26,547.05	869875300	26,760.0	26,895.0	26,440.0	26,515.0	4,323	26,680.0	26,870.0	26,420.0	26,500.0	29,258	129.08
2022-05-12	25,945.04	26,028.36	25,688.11	25,748.72	911681400	25,895.0	26,045.0	25,55								



DATE	N225		DOW		S&P500		OIL		GOLD		香港ハンセン指数	
	Close	3/8=100%	Close	3/8=100%	Close	3/8=100%	Close	3/8=100%	Close	3/8=100%	Close	3/8=100%
2022/8/5	28176	113.65%	32803	100.52%	4145.19	99.39%	88.53	71.57%	1773.49	86.51%	20201.94	97.28%
2022/8/4	27932	112.67%	32727	100.29%	4151.94	99.55%	88.54	71.58%	1791.25	87.38%	20174.04	97.15%
2022/8/3	27742	111.90%	32813	100.55%	4155.17	99.63%	90.66	73.29%	1765.63	86.13%	21677.09	95.19%
2022/8/2	27595	111.31%	32396	99.28%	4091.19	98.09%	94.42	76.33%	1761.35	85.92%	19689.21	94.82%
2022/8/1	27993	112.92%	32798	100.51%	4118.63	98.75%	93.89	75.90%	1772.24	86.45%	20165.84	97.11%
2022/7/29	27802	112.14%	32845	100.65%	4130.29	99.03%	98.62	79.73%	1761.04	85.90%	20156.51	97.07%
2022/7/28	27815	112.20%	32530	99.68%	4072.43	97.64%	96.42	77.95%	1756.07	85.66%	20622.68	99.31%
2022/7/27	27716	111.80%	32198	98.67%	4023.61	96.47%	97.26	78.63%	1734.47	84.61%	20670.04	99.54%
2022/7/26	27655	111.55%	31762	97.33%	3921.05	94.01%	94.98	76.78%	1717.53	83.78%	20905.88	100.67%
2022/7/25	27699	111.73%	31990	98.03%	3966.84	95.11%	96.70	78.17%	1719.74	83.89%	20562.94	99.02%
2022/7/22	27915	112.60%	31899	97.75%	3961.63	94.99%	94.70	76.56%	1724.16	84.10%	20609.14	99.25%
2022/7/21	27803	112.15%	32037	98.17%	3998.95	95.88%	96.35	77.89%	1718.34	83.82%	20574.63	99.08%
2022/7/20	27680	111.65%	31875	97.68%	3959.9	94.95%	102.26	82.67%	1696.61	82.76%	20890.22	100.60%
2022/7/19	26962	108.76%	31827	97.53%	3936.69	94.39%	104.22	84.25%	1711.72	83.50%	20661.06	99.50%
2022/7/15	26788	108.06%	31288	95.88%	3863.16	92.63%	97.59	78.89%	1705.80	83.21%	20297.72	97.75%
2022/7/14	26643	107.47%	30630	93.86%	3790.38	90.88%	95.78	77.43%	1709.94	83.41%	20751.21	99.93%
2022/7/13	26479	106.81%	30773	94.30%	3801.78	91.15%	96.30	77.85%	1735.66	84.67%	20797.95	100.15%
2022/7/12	26337	106.23%	30981	94.94%	3818.8	91.56%	95.84	77.48%	1726.21	84.20%	20844.74	100.38%
2022/7/11	26812	108.15%	31174	95.53%	3854.43	92.42%	104.09	84.15%	1734.07	84.59%	21124.20	101.73%
2022/7/8	26517	106.96%	31338	96.03%	3899.38	93.49%	104.79	84.71%	1741.52	84.95%	21275.78	104.62%
2022/7/7	26491	106.86%	31385	96.18%	3902.62	93.57%	102.73	83.05%	1740.23	84.89%	21643.58	104.23%
2022/7/6	26108	105.31%	31038	95.11%	3845.08	92.19%	98.53	79.65%	1739.30	84.84%	21586.66	103.95%
2022/7/5	26423	106.59%	30968	94.90%	3831.39	91.86%	99.50	80.44%	1764.79	86.09%	21853.07	105.24%
2022/6/30	26393	106.46%	30775	94.31%	3785.38	90.76%	105.76	85.50%	1807.22	88.16%	21859.73	105.27%
2022/6/29	26805	108.12%	31029	95.09%	3818.83	91.56%	109.78	88.75%	1817.92	88.68%	21969.89	105.93%
2022/6/28	27049	109.11%	30947	94.83%	3821.55	91.63%	111.76	90.35%	1819.95	88.78%	22418.97	107.96%
2022/6/27	26871	108.39%	31438	96.34%	3900.11	93.51%	109.57	88.58%	1822.78	88.92%	22229.52	107.05%
2022/6/24	26492	106.86%	31501	96.53%	3911.74	93.79%	107.62	87.00%	1823.80	88.97%	21719.06	104.59%
2022/6/23	26171	105.57%	30677	94.01%	3795.73	91.01%	104.27	84.29%	1822.67	88.91%	21273.87	102.45%
2022/6/22	26150	105.48%	30483	93.41%	3759.89	90.15%	106.19	85.84%	1837.94	89.65%	21008.34	101.77%
2022/6/21	26246	105.87%	30530	93.56%	3764.79	90.27%	110.65	89.45%	1833.13	89.42%	21559.59	103.82%
2022/6/17	25963	104.73%	29889	91.59%	3674.84	88.11%	109.56	88.57%	1837.12	89.61%	21075.00	101.49%
2022/6/16	26431	106.82%	29927	91.71%	3666.77	87.93%	117.59	95.06%	1856.73	90.57%	20845.43	100.38%
2022/6/15	26326	106.19%	30660	93.98%	3789.99	90.87%	115.31	93.22%	1833.89	89.46%	21308.21	102.61%
2022/6/14	26630	107.42%	30365	93.05%	3735.48	89.56%	118.93	96.14%	1808.26	88.21%	21067.99	101.45%
2022/6/13	26987	108.86%	30517	93.52%	3749.63	89.80%	120.93	97.76%	1819.53	88.76%	21067.58	101.45%
2022/6/10	27824	112.24%	31393	96.20%	3900.86	93.83%	120.67	97.55%	1871.95	91.31%	21806.18	105.01%
2022/6/9	28247	113.94%	32273	98.90%	4017.82	96.33%	121.51	98.23%	1847.95	90.14%	21869.05	105.31%
2022/6/8	28234	113.89%	32911	100.85%	4115.77	98.68%	122.11	98.71%	1853.17	90.40%	22014.59	106.01%
2022/6/7	27944	112.72%	33180	101.68%	4160.68	99.76%	119.41	96.53%	1852.42	90.36%	21513.67	103.69%
2022/6/6	27916	112.61%	32916	100.87%	4121.43	98.82%	118.50	95.80%	1841.71	89.84%	21653.90	104.28%
2022/6/2	27414	110.58%	33248	101.89%	4176.82	100.15%	116.87	94.48%	1868.65	91.15%	21082.13	101.52%
2022/6/1	27458	110.76%	32813	100.55%	4101.23	98.33%	115.26	93.18%	1846.41	90.07%	21294.94	102.55%
2022/5/31	27280	110.04%	32990	101.10%	4132.15	99.08%	114.67	92.70%	1837.64	89.64%	21415.20	103.13%
2022/5/27	26782	108.03%	32313	101.78%	4158.24	99.70%	115.07	93.02%	1853.50	90.41%	20697.36	99.67%
2022/5/26	26605	107.32%	32637	100.01%	4057.84	97.29%	114.09	92.23%	1850.82	90.28%	20116.20	96.87%
2022/5/25	26678	107.61%	32120	98.43%	3978.73	95.40%	110.33	89.19%	1853.31	90.40%	20171.27	97.14%
2022/5/24	26748	107.89%	31929	97.84%	3941.48	94.50%	109.77	88.74%	1866.54	91.05%	20112.10	96.85%
2022/5/23	27002	108.92%	31880	97.69%	3973.75	95.28%	110.29	89.16%	1853.58	90.42%	20470.06	98.58%
2022/5/20	26739	107.86%	31262	95.80%	3901.36	93.54%	113.23	91.54%	1844.71	89.99%	20717.24	99.77%
2022/5/19	26403	106.50%	31253	95.77%	3900.79	93.53%	112.21	90.71%	1842.14	89.86%	20120.68	96.89%
2022/5/18	26911	108.55%	31490	96.50%	3923.68	94.08%	109.59	88.59%	1816.62	88.61%	20644.28	99.41%
2022/5/17	26660	107.54%	32655	100.07%	4088.85	98.04%	112.40	90.86%	1815.07	88.54%	20602.52	99.21%
2022/5/16	26547	107.08%	32223	98.75%	4008.01	96.10%	114.20	92.32%	1824.00	88.97%	19950.21	96.07%
2022/5/12	25749	103.86%	31730	97.23%	3930.08	94.23%	106.13	85.80%	1821.81	88.87%	19380.34	93.33%
2022/5/11	26214	105.74%	31834	97.55%	3935.18	94.35%	105.71	85.46%	1852.53	90.37%	19824.57	95.47%
2022/5/10	26167	105.55%	32161	98.55%	4001.05	95.93%	99.76	80.65%	1838.33	89.67%	19633.69	94.55%
2022/5/6	27004	108.93%	32899	100.82%	4123.34	98.86%	109.77	88.74%	1880.92	91.75%	20001.96	96.32%
2022/4/28	26848	108.30%	33916	103.93%	4287.5	102.80%	105.36	85.17%	1894.55	92.42%	20276.17	97.64%
2022/4/27	26387	106.44%	33302	102.05%	4183.96	100.32%	102.02	82.47%	1885.96	92.00%	19946.36	96.05%
2022/4/26	26700	107.70%	33240	101.86%	4175.2	100.11%	101.70	82.22%	1905.32	92.94%	19934.71	96.00%
2022/4/25	26591	107.26%	34049	104.34%	4296.12	103.01%	98.54	79.66%	1898.15	92.59%	19869.34	95.68%
2022/4/22	27105	109.34%	33811	103.61%	4271.78	102.42%	102.07	82.51%	1932.65	94.27%	20638.52	99.39%
2022/4/21	27553	111.14%	34793	106.62%	4393.66	105.35%	103.79	83.90%	1951.40	95.19%	20682.22	99.60%
2022/4/20	27218	109.79%	35161	107.75%	4459.45	106.92%	102.75	83.06%	1957.63	95.49%	20944.67	100.86%
2022/4/19	26985	108.85%	34911	106.98%	4462.21	106.99%	102.56	82.91%	1950.15	95.13%	21027.76	101.26%
2022/4/14	27172	109.60%	34451	105.57%	4392.59	105.32%	106.95	86.46%	1973.50	96.27%	21518.08	103.62%
2022/4/13	26843	108.28%	34565	105.92%	4446.59	106.61%	104.25	84.28%	1978.19	96.50%	21319.37	102.93%
2022/4/12	26335	106.23%	34220	104.87%	4397.45	105.44%	100.60	81.33%	1966.62	95.93%	21319.13	102.66%
2022/4/11	26822	108.19%	34308	105.13%	4412.53	105.80%	94.29	76.22%	1953.77	95.31%	21208.30	102.13%
2022/4/7	26889	108.46%	34584	105.98%	4500.21	107.90%	96.03	77.63%	1931.58	94.22%	21808.98	105.02%
2022/4/6	27350	110.32%	34497	105.71%	4481.15	107.44%	96.23	77.79%	1925.36	93.92%	22080.52	106.33%
2022/4/4	27736	111.88%	34922	107.02%	4582.64	109.88%	103.28	83.49%	1932.74	94.28%	22502.31	108.36%
2022/4/1	27666	111.60%	34818	106.70%	4545.86	109.00%	99.27	80.25%	1922.73	93.79%	22039.55	106.13%
2022/3/31	27821	112.22%	34678	106.27%	4530.41	108.62%	100.28	81.07%	1937.27	94.50%	21996.85	105.93%
2022/3/30	28027	113.05%	35229	107.96%	4602.45	110.35%	107.82	87.16%	1932.71	94.28%	22323.03	107.06%
2022/3/29	28252	113.96%	35294	108.16%	4631.6	111.05%	104.24	84.27%	1919.48	93.63%	21927.63	105.59%
2022/3/28	27944	112.72%	34955	107.12%	4575.52	108.71%	105.96	85.66%	1922.78	93.79%	21684.97	104.43%
2022/3/25	28150	113.55%	34861	106.83%	4543.06	108.93%	113.90	92.08%	1958.16	95.52%	21404.88	103.08%
2022/3/24	28110	113.39%	34708	106.36%	4520.16	108.38%	112.34	90.82%	1958.42	95.53%	21945.95	105.68%
2022/3/23	28040	113.11%	34359	105.29%	4456.24	106.85%	114.93	92.91%	1945.21	94.89%	22154.08	106.69%
2022/3/22	27224	109.81%	34807	106.66%	4511.61							

# 過去5日及び過去4週の4本値と各種ピボット

2022/08/01 ~ 2022/08/05

USD/JPY										Demark						Pivot						Fibonacci Zone						
当日のOHLCLから計算される翌日の										TD Range Projection						TD pivot points												
日足	Open	High	Low	Close	値幅/日	引け形態	真の高値	真の安値	予想高値	予想安値	予想高値	予想安値	StopLoss	Support	Pivot	Resistance	StopLoss	3-days AVG	Support Zone 2	Support Zone 1	BP	Resistance Zone 1	Resistance Zone 2					
													LBOP	S2	S1	PP	R1	R2	HBOP									
2022/08/01	133.22	133.56	131.60	131.66	196p	陽線引け	-	-	-	-	-	-	129.04	130.32	130.99	132.28	132.95	134.23	134.90				129.57 ~ 130.32	131.07 ~ 131.30	132.28	133.25 ~ 133.48	134.23 ~ 134.98	
2022/08/02	131.66	133.21	130.40	133.18	281p	陽線引け	133.21	130.40	134.60	131.79	134.60	131.79	128.51	129.46	131.32	132.26	134.13	135.07	136.93				128.39 ~ 129.46	130.53 ~ 130.86	132.26	133.67 ~ 134.00	135.07 ~ 136.14	
2022/08/03	133.21	134.55	132.31	133.84	224p	陽線引け	134.55	132.31	135.31	133.08	135.31	133.08	130.35	131.33	132.59	133.57	134.82	135.80	137.06	132.70	Bull			130.48 ~ 131.33	132.18 ~ 132.45	133.57	134.68 ~ 134.95	135.80 ~ 136.66
2022/08/04	133.84	134.41	132.77	133.02	164p	陽線引け	134.41	132.77	133.72	132.08	133.72	132.08	130.75	131.76	132.39	133.40	134.03	135.04	135.67	133.08	Bull			131.14 ~ 131.76	132.39 ~ 132.58	133.40	134.22 ~ 134.42	135.04 ~ 135.67
2022/08/05	133.01	135.50	132.53	135.05	296p	陽線引け	135.50	132.53	136.75	133.79	136.75	133.79	130.26	131.39	133.22	134.36	136.19	137.32	139.15	133.78	Bull			130.26 ~ 131.39	132.53 ~ 132.88	134.36	135.84 ~ 136.19	137.32 ~ 138.45
週足	Open	High	Low	Close	値幅/週	引け形態	真の高値	真の安値	予想高値	予想安値	予想高値	予想安値	LBOP	S2	S1	PP	R1	R2	HBOP	3-days AVG	Support Zone 2	Support Zone 1	BP	Resistance Zone 1	Resistance Zone 2			
2022/07/11 ~ 2022/07/15	136.14	139.39	136.11	138.53	328p	陽線引け	-	-	-	-	-	-	133.35	134.73	136.63	138.01	139.91	141.29	143.19				133.47 ~ 134.73	135.98 ~ 136.37	138.01	139.65 ~ 140.04	141.29 ~ 142.54	
2022/07/18 ~ 2022/07/22	138.58	138.88	135.57	135.99	331p	陽線引け	138.88	135.99	137.44	134.55	137.44	134.13	131.45	133.51	134.75	136.81	138.06	140.12	141.36				132.25 ~ 133.51	134.77 ~ 135.16	136.81	138.47 ~ 138.86	140.12 ~ 141.38	
2022/07/25 ~ 2022/07/29	136.17	137.46	132.51	133.36	494p	陽線引け	137.46	132.51	135.41	130.46	135.41	130.46	126.48	129.50	131.43	134.44	136.37	139.39	141.32	136.42	Bear			127.61 ~ 129.50	131.39 ~ 131.97	134.44	136.92 ~ 137.50	139.39 ~ 141.28
2022/08/01 ~ 2022/08/05	133.22	135.50	130.40	135.05	509p	陽線引け	135.50	130.40	137.82	132.73	137.82	132.73	126.71	128.56	131.80	133.65	136.89	138.74	141.99	134.97	Bear			126.61 ~ 128.56	130.50 ~ 131.10	133.65	136.19 ~ 136.80	138.74 ~ 140.69

EUR/JPY										Demark						Pivot						Fibonacci Zone						
当日のOHLCLから計算される翌日の										TD Range Projection						TD pivot points												
日足	Open	High	Low	Close	値幅/日	引け形態	真の高値	真の安値	予想高値	予想安値	予想高値	予想安値	StopLoss	Support	Pivot	Resistance	StopLoss	3-days AVG	Support Zone 2	Support Zone 1	BP	Resistance Zone 1	Resistance Zone 2					
													LBOP	S2	S1	PP	R1	R2	HBOP									
2022/08/01	136.21	136.34	135.00	135.07	134p	陽線引け	-	-	-	-	-	-	133.26	134.13	134.60	135.47	135.94	136.81	137.28				133.62 ~ 134.13	134.64 ~ 134.80	135.47	136.14 ~ 136.30	136.81 ~ 137.32	
2022/08/02	135.08	135.42	133.41	135.37	201p	陽線引け	135.42	133.41	136.40	134.39	136.40	134.39	132.04	132.72	134.05	134.73	136.06	136.74	138.07				131.96 ~ 132.72	133.49 ~ 133.73	134.73	135.74 ~ 135.98	136.74 ~ 137.51	
2022/08/03	135.40	136.42	134.85	136.11	157p	陽線引け	136.42	134.85	137.05	135.48	137.05	135.48	133.60	134.23	135.17	135.80	136.74	137.37	138.31	135.33	Bull			133.63 ~ 134.23	134.83 ~ 135.01	135.80	136.58 ~ 136.77	137.37 ~ 137.97
2022/08/04	136.13	136.92	135.65	136.29	127p	陽線引け	136.92	135.65	137.24	135.97	137.24	135.97	134.38	135.01	135.65	136.29	136.92	137.56	138.20	135.61	Bull			134.53 ~ 135.01	135.50 ~ 135.65	136.29	136.92 ~ 137.07	137.56 ~ 138.04
2022/08/05	136.29	137.76	135.81	137.46	194p	陽線引け	137.76	135.81	138.58	136.63	138.58	136.63	134.32	135.06	136.26	137.01	138.20	138.95	140.15	136.36	Bull			134.32 ~ 135.06	135.81 ~ 136.04	137.01	137.98 ~ 138.21	138.95 ~ 139.69
週足	Open	High	Low	Close	値幅/週	引け形態	真の高値	真の安値	予想高値	予想安値	予想高値	予想安値	LBOP	S2	S1	PP	R1	R2	HBOP	3-days AVG	Support Zone 2	Support Zone 1	BP	Resistance Zone 1	Resistance Zone 2			
2022/07/11 ~ 2022/07/15	138.54	139.89	137.03	139.67	286p	陽線引け	-	-	-	-	-	-	134.98	136.00	137.84	138.86	140.69	141.72	143.55				134.91 ~ 136.00	137.10 ~ 137.43	138.86	140.29 ~ 140.63	141.72 ~ 142.81	
2022/07/18 ~ 2022/07/22	139.75	142.31	138.79	138.87	353p	陽線引け	142.31	138.79	140.59	135.31	140.59	137.07	134.14	136.46	137.67	139.99	141.19	143.52	144.72				135.12 ~ 136.46	137.81 ~ 138.23	139.99	141.75 ~ 142.17	143.52 ~ 144.86	
2022/07/25 ~ 2022/07/29	139.14	140.07	135.56	136.31	451p	陽線引け	140.07	135.56	138.19	133.68	138.19	133.68	130.04	132.80	134.55	137.31	139.06	141.82	143.57	138.72	Bear			131.08 ~ 132.80	134.52 ~ 135.06	137.31	139.57 ~ 140.10	141.82 ~ 143.54
2022/08/01 ~ 2022/08/05	136.21	137.76	133.41	137.46	435p	陽線引け	137.76	133.41	139.78	135.43	139.78	135.43	130.32	131.86	134.66	136.21	139.01	140.55	143.35	137.84	Bear			130.20 ~ 131.86	133.52 ~ 134.04	136.21	138.38 ~ 138.89	140.55 ~ 142.21

EUR/USD										Demark						Pivot						Fibonacci Zone						
当日のOHLCLから計算される翌日の										TD Range Projection						TD pivot points												
日足	Open	High	Low	Close	値幅/日	引け形態	真の高値	真の安値	予想高値	予想安値	予想高値	予想安値	StopLoss	Support	Pivot	Resistance	StopLoss	3-days AVG	Support Zone 2	Support Zone 1	BP	Resistance Zone 1	Resistance Zone 2					
													LBOP	S2	S1	PP	R1	R2	HBOP									
2022/08/01	1.0221	1.0275	1.0206	1.0259	69p	陽線引け	-	-	-	-	-	-	1.0149	1.0177	1.0218	1.0247	1.0287	1.0316	1.0357				1.0151 ~ 1.0177	1.0204 ~ 1.0212	1.0247	1.0281 ~ 1.0289	1.0316 ~ 1.0342	
2022/08/02	1.0260	1.0294	1.0164	1.0165	130p	陽線引け	1.0294	1.0164	1.0229	1.0099	1.0229	1.0099	0.9991	1.0077	1.0121	1.0207	1.0251	1.0337	1.0381				1.0028 ~ 1.0077	1.0127 ~ 1.0142	1.0207	1.0272 ~ 1.0288	1.0337 ~ 1.0387	
2022/08/03	1.0164	1.0209	1.0123	1.0170	87p	陽線引け	1.0209	1.0123	1.0233	1.0146	1.0233	1.0146	1.0039	1.0081	1.0125	1.0167	1.0212	1.0254	1.0298	1.0207	Bear			1.0048 ~ 1.0081	1.0114 ~ 1.0124	1.0167	1.0211 ~ 1.0221	1.0254 ~ 1.0287
2022/08/04	1.0171	1.0254	1.0155	1.0246	98p	陽線引け	1.0254	1.0155	1.0299	1.0201	1.0299	1.0201	1.0085	1.0120	1.0183	1.0218	1.0281	1.0317	1.0380	1.0198	Bull			1.0082 ~ 1.0120	1.0158 ~ 1.0169	1.0218	1.0268 ~ 1.0279	1.0317 ~ 1.0354
2022/08/05	1.0247	1.0252	1.0142	1.0178	110p	陽線引け	1.0252	1.0142	1.0215	1.0105	1.0215	1.0105	1.0019	1.0080	1.0129	1.0191	1.0240	1.0301	1.0350	1.0192	Bear			1.0038 ~ 1.0080	1.0123 ~ 1.0136	1.0191	1.0246 ~ 1.0259	1.0301 ~ 1.0343
週足	Open	High	Low	Close	値幅/週	引け形態	真の高値	真の安値	予想高値	予想安値	予想高値	予想安値	LBOP	S2	S1	PP	R1	R2	HBOP	3-days AVG	Support Zone 2	Support Zone 1	BP	Resistance Zone 1	Resistance Zone 2			
2022/07/11 ~ 2022/07/15	1.0176	1.0184	0.9953	1.0082	231p	陽線引け	-	-	-	-	-	-	0.9731	0.9842	0.9962	1.0073	1.0193	1.0304	1.0425				0.9753 ~ 0.9842	0.9930 ~ 0.9957	1.0073	1.0189 ~ 1.0216	1.0304 ~ 1.0393	
2022/07/18 ~ 2022/07/22	1.0083	1.0278	1.0079	1.0212	199p	陽線引け	1.0278	1.0079	1.0407	1.0082	1.0407	1.0082	0.9903	0.9991	1.0101	1.0190	1.0300	1.0388	1.0498				0.9915 ~ 0.9991	1.0067 ~ 1.0090	1.0190	1.0289 ~ 1.0312	1.0388 ~ 1.0464	
2022/07/25 ~ 2022/07/29	1.0218	1.0258	1.0097	1.0221	161p	陽線引け	1.0258	1.0097	1.0320	1.0159	1.0320	1.0159	0.9965	1.0031	1.0126	1.0192	1.0287	1.0353	1.0448	1.0151	Bull			0.9969 ~ 1.0031	1.0092 ~ 1.0111	1.0192	1.0272 ~ 1.0291	1.0353 ~ 1.0415
2022/08/01 ~ 2022/08/05	1.0221	1.0294	1.0123	1.0178	171p	陽線引け	1.0294	1.0123	1.0236	1.0065	1.0236	1.0065	0.9932	1.0027	1.0103	1.0198	1.0274	1.0369	1.0445	1.0193	Bull			0.9962 ~ 1.0027	1.0093 ~ 1.0113	1.0198	1.0284 ~ 1.0304	1.0369 ~ 1.0434

GBP/JPY										Demark						Pivot						Fibonacci Zone					
当日のOHLCLから計算される翌日の										TD Range Projection						TD pivot points											
日足	Open	High	Low	Close	値幅/日	引け形態	真の高値	真の安値	予想高値	予想安値	予想高値	予想安値	StopLoss	Support	Pivot	Resistance	StopLoss	3-days AVG	Support Zone 2	Support Zone							

# IMM扱い8通貨/ダウ/日経/金/オイル/主要クロス円の過去5日及び過去5週の4本値

AUDUSD					CADUSD					CHFUSD				
Date	Open	High	Low	Close	Date	Open	High	Low	Close	Date	Open	High	Low	Close
2022/08/05	0.6966	0.6975	0.6870	0.6913	2022/08/05	0.7772	0.7774	0.7702	0.7732	2022/08/05	1.0472	1.0484	1.0362	1.0394
2022/08/04	0.6948	0.6990	0.6935	0.6966	2022/08/04	0.7785	0.7801	0.7767	0.7771	2022/08/04	1.0410	1.0478	1.0392	1.0473
2022/08/03	0.6919	0.6956	0.6886	0.6950	2022/08/03	0.7766	0.7792	0.7757	0.7785	2022/08/03	1.0445	1.0479	1.0361	1.0410
2022/08/02	0.7027	0.7032	0.6914	0.6919	2022/08/02	0.7789	0.7792	0.7760	0.7765	2022/08/02	1.0527	1.0557	1.0442	1.0443
2022/08/01	0.6986	0.7047	0.6969	0.7027	2022/08/01	0.7808	0.7832	0.7778	0.7788	2022/08/01	1.0506	1.0546	1.0487	1.0527

CNYUSD					EURUSD					GBPUSD				
Date	Open	High	Low	Close	Date	Open	High	Low	Close	Date	Open	High	Low	Close
2022/08/05	0.1481	0.1482	0.1480	0.1480	2022/08/05	1.0247	1.0252	1.0142	1.0178	2022/08/05	1.2159	1.2169	1.2004	1.2071
2022/08/04	0.1479	0.1481	0.1478	0.1478	2022/08/04	1.0171	1.0254	1.0155	1.0246	2022/08/04	1.2145	1.2208	1.2067	1.2158
2022/08/03	0.1475	0.1481	0.1475	0.1479	2022/08/03	1.0164	1.0209	1.0123	1.0170	2022/08/03	1.2163	1.2208	1.2100	1.2145
2022/08/02	0.1473	0.1478	0.1472	0.1477	2022/08/02	1.0260	1.0294	1.0164	1.0165	2022/08/02	1.2253	1.2279	1.2160	1.2164
2022/08/01	0.1481	0.1481	0.1477	0.1479	2022/08/01	1.0221	1.0275	1.0206	1.0259	2022/08/01	1.2178	1.2292	1.2158	1.2254

JPYUSD					MXNUSD					NZDUSD				
Date	Open	High	Low	Close	Date	Open	High	Low	Close	Date	Open	High	Low	Close
2022/08/05	0.0075	0.0075	0.0074	0.0074	2022/08/05	0.0492	0.0492	0.0488	0.0490	2022/08/05	0.6298	0.6310	0.6212	0.6241
2022/08/04	0.0075	0.0075	0.0074	0.0075	2022/08/04	0.0488	0.0493	0.0488	0.0492	2022/08/04	0.6273	0.6315	0.6265	0.6298
2022/08/03	0.0075	0.0076	0.0074	0.0075	2022/08/03	0.0481	0.0490	0.0480	0.0489	2022/08/03	0.6253	0.6282	0.6213	0.6273
2022/08/02	0.0076	0.0077	0.0075	0.0075	2022/08/02	0.0490	0.0491	0.0480	0.0481	2022/08/02	0.6336	0.6343	0.6251	0.6253
2022/08/01	0.0075	0.0076	0.0075	0.0076	2022/08/01	0.0490	0.0494	0.0490	0.0491	2022/08/01	0.6288	0.6353	0.6277	0.6334

Nikkei 225 - Japan (NIX)						
Date	Open	High	Low	Close	(ドル建て終値)	出来高
2022/08/05	27915.06	28190.04	27911.19	28175.87	208.64	0
2022/08/04	27930.94	28005.09	27870.05	27932.20	209.99	831019100
2022/08/03	27673.00	27834.70	27635.92	27741.90	207.27	723339700
2022/08/02	27812.48	27830.58	27530.60	27594.73	207.20	718210200
2022/08/01	27813.82	27993.35	27751.59	27993.35	212.61	719464300
週4本値	27813.82	28190.04	27530.60	28175.87	208.64	(N225銘柄計) (東証一部全体計)

XAUUSD					
Date	Open	High	Low	Close	出来高
2022/08/05	1790.77	1794.94	1765.19	1773.49	
2022/08/04	1765.31	1794.97	1763.36	1791.25	
2022/08/03	1762.12	1772.75	1754.40	1765.63	
2022/08/02	1772.24	1788.06	1760.31	1761.35	
2022/08/01	1765.70	1774.97	1758.47	1772.24	
週4本値	1765.70	1794.97	1754.40	1773.49	

Dow Jones Industrial - USA (DJIA)					
Date	Open	High	Low	Close	出来高
2022/08/05	32593.90	32814.61	32489.62	32803.47	276168171
2022/08/04	32805.69	32829.22	32652.63	32726.82	315590000
2022/08/03	32514.21	32912.74	32514.21	32812.50	342160000
2022/08/02	32691.29	32772.93	32387.12	32396.17	316740000
2022/08/01	32755.71	32972.03	32640.79	32798.40	321180000
週4本値	32755.71	32972.03	32387.12	32803.47	

Historical Data by  
  
 Arrangement by  
<https://fx.najirane.com>

Crude Light Oil					
Date	Open	High	Low	Close	出来高
2022/08/05	88.06	90.76	87.01	88.53	311255
2022/08/04	90.95	91.90	87.55	88.54	395099
2022/08/03	93.83	96.57	90.38	90.66	395099
2022/08/02	93.75	96.47	92.59	94.42	328538
2022/08/01	98.46	98.65	92.42	93.89	365293
週4本値	98.46	98.65	87.01	88.53	

USDJPY					EURJPY					GBPJPY				
日付	始値	高値	安値	終値	日付	始値	高値	安値	終値	日付	始値	高値	安値	終値
2022/08/05	133.01	135.50	132.53	135.05	2022/08/05	136.29	137.76	135.81	137.46	2022/08/05	161.72	163.36	161.13	163.01
2022/08/04	133.84	134.41	132.77	133.02	2022/08/04	136.13	136.92	135.65	136.29	2022/08/04	162.54	163.87	161.13	161.73
2022/08/03	133.21	134.55	132.31	133.84	2022/08/03	135.40	136.42	134.85	136.11	2022/08/03	162.03	163.06	161.24	162.55
2022/08/02	131.66	133.21	130.40	133.18	2022/08/02	135.08	135.42	133.41	135.37	2022/08/02	161.33	162.14	159.45	162.00
2022/08/01	133.22	133.56	131.60	131.66	2022/08/01	136.21	136.34	135.00	135.07	2022/08/01	162.20	162.50	161.06	161.33

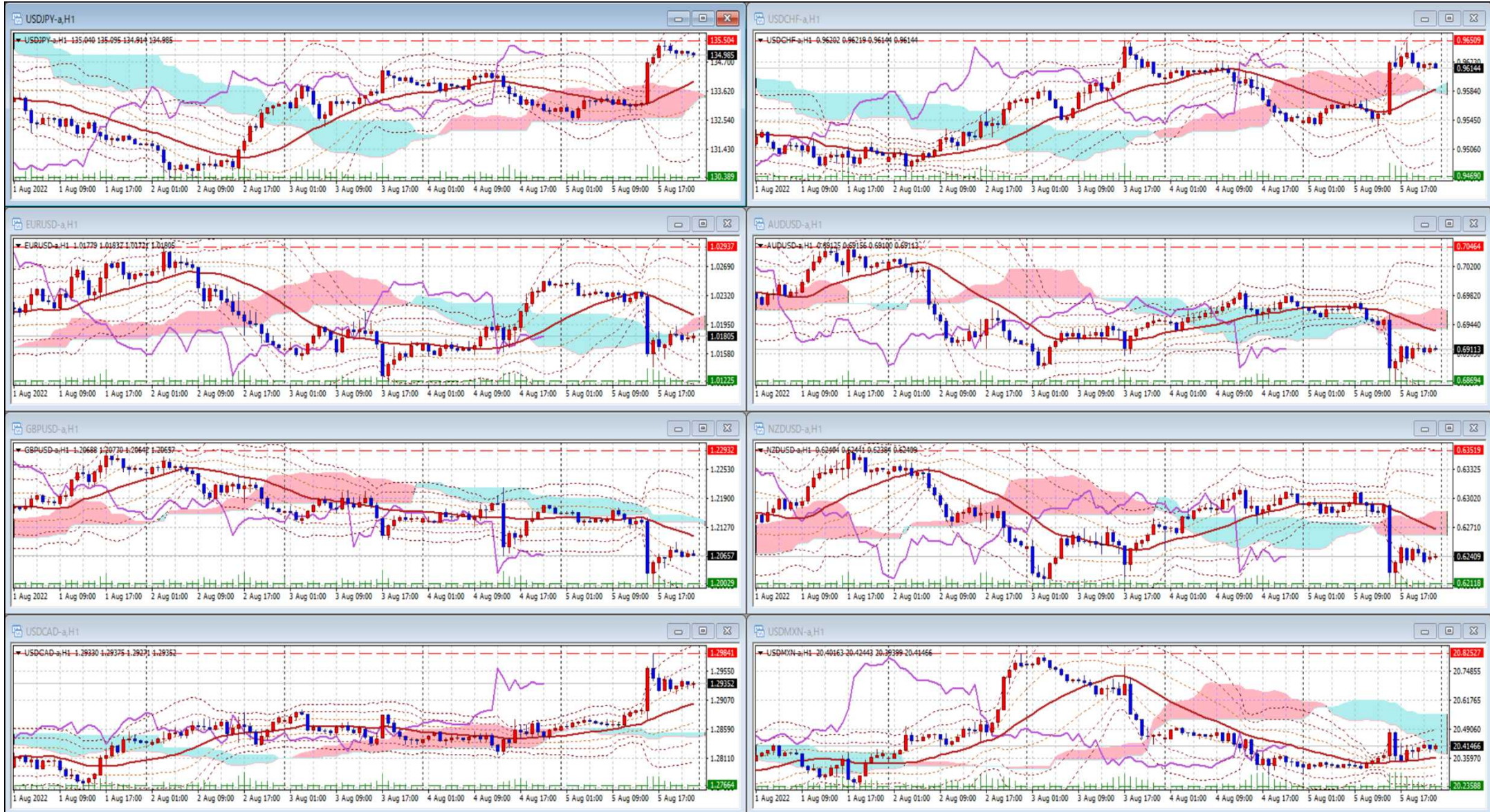
USDJPY Weekly					EURJPY Weekly					GBPJPY Weekly				
日付	始値	高値	安値	終値	日付	始値	高値	安値	終値	日付	始値	高値	安値	終値
2022/08/05	133.22	135.50	130.40	135.05	2022/08/05	136.21	137.76	133.41	137.46	2022/08/05	162.20	163.87	159.45	163.01
2022/07/29	136.17	137.46	132.51	133.36	2022/07/29	139.14	140.07	135.56	136.31	2022/07/29	163.45	166.32	161.55	162.40
2022/07/22	138.58	138.88	135.57	135.99	2022/07/22	139.75	142.31	138.79	138.87	2022/07/22	164.41	166.25	163.01	163.16
2022/07/15	136.14	139.39	136.11	138.53	2022/07/15	138.54	139.89	137.03	139.67	2022/07/15	163.85	165.19	161.84	164.39
2022/07/08	135.26	136.56	134.79	136.06	2022/07/08	140.99	142.37	136.89	138.49	2022/07/08	163.70	165.28	160.40	163.70

# 先週のIMM取り扱い対ドル8通貨チャート

※ 赤点線は週最高値/青天線は週最低値、BB中心線はSMA21

2022/08/01 ~ 2022/08/05

Chart by OANDA Japan MetaTrader4



Pivot Maker Ver 3.0 by FX\_勝てば官軍?

<https://fx.najirane.com>