

JAPANESE YEN - CHICAGO MERCANTILE EXCHANGE

Code-097741

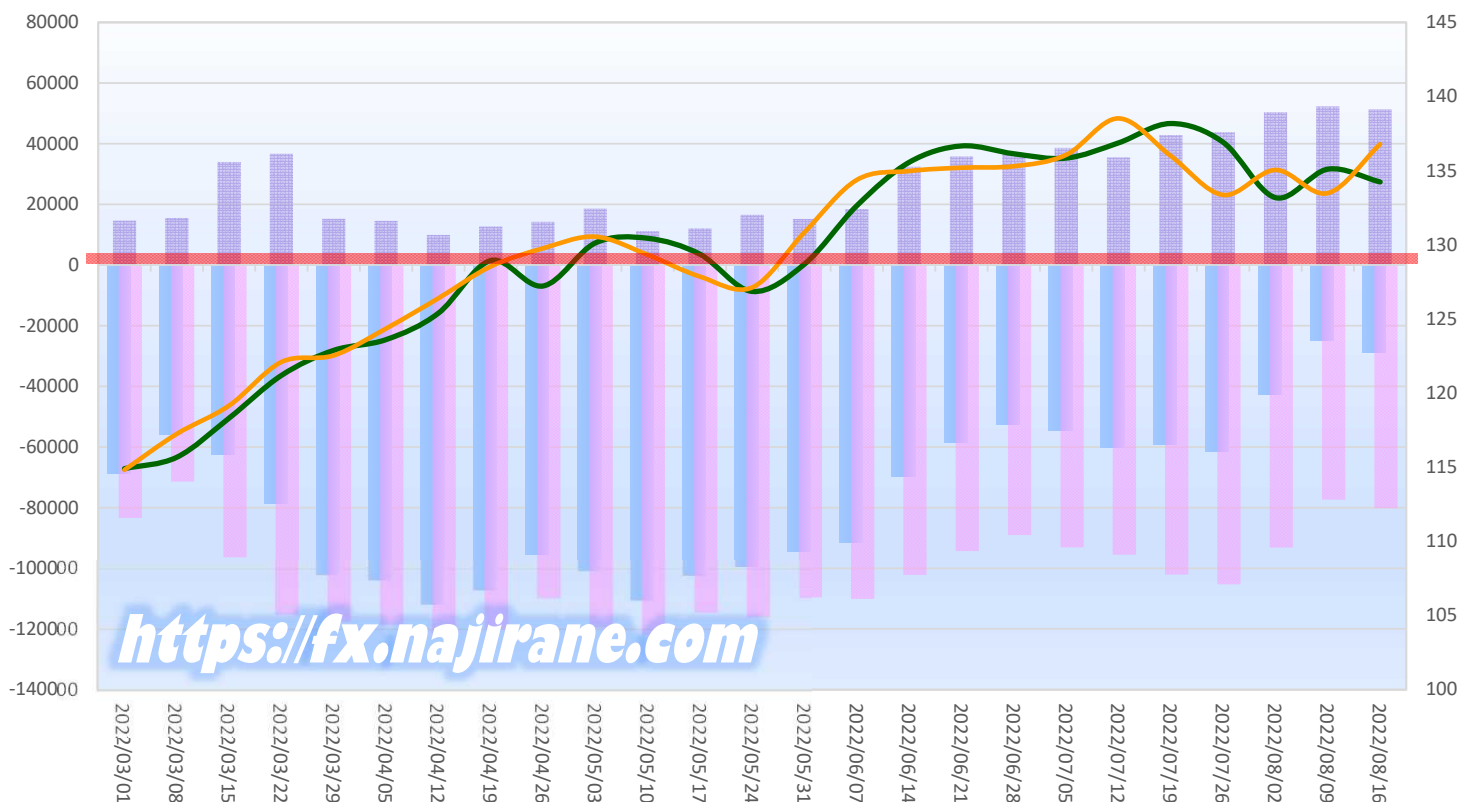
2022/02/22 ~ 2022/08/16

2022/08/19 NYクローズ時公表値

Report_Date	Non Commercial Positions												参考引け値	
	Long	増減	増減(%)	Short	増減	増減(%)	売り越し	増減	増減(%)	売買計	増減	増減(%)	8/16(火)	8/19(金)
2022/08/16	51308	-1025	-2.0%	80199	2834	3.7%	28891	3859	15.4%	131507	1809	1.4%	134.24	136.79
2022/08/09	52333	1900	3.8%	77365	-15821	-17.0%	25032	-17721	-41.4%	129698	-13921	-9.7%	135.10	133.49
2022/08/02	50433	6621	15.1%	93186	-12107	-11.5%	42753	-18728	-30.5%	143619	-5486	-3.7%	133.18	135.05
2022/07/26	43812	932	2.2%	105293	3188	3.1%	61481	2256	3.8%	149105	4120	2.8%	136.92	133.36
2022/07/19	42880	7347	20.7%	102105	6574	6.9%	59225	-773	-1.3%	144985	13921	10.6%	138.18	135.99
2022/07/12	35533	-3127	-8.1%	95531	2426	2.6%	59998	5553	10.2%	131064	-701	-0.5%	136.87	138.53
2022/07/05	38660	2198	6.0%	93105	4073	4.6%	54445	1875	3.6%	131765	6271	5.0%	135.84	136.06
2022/06/28	36462	598	1.7%	89032	-5286	-5.6%	52570	-5884	-10.1%	125494	-4688	-3.6%	136.14	135.30
2022/06/21	35864	3423	10.6%	94318	-7878	-7.7%	58454	-11301	-16.2%	130182	-4455	-3.3%	136.67	135.20
2022/06/14	32441	13975	75.7%	102196	-7916	-7.2%	69755	-21891	-23.9%	134637	6059	4.7%	135.57	134.98
2022/06/07	18466	3265	21.5%	110112	472	0.4%	91646	-2793	-3.0%	128578	3737	3.0%	132.64	134.38
2022/05/31	15201	-1366	-8.2%	109640	-6371	-5.5%	94439	-5005	-5.0%	124841	-7737	-5.8%	128.70	130.85
2022/05/24	16567	4454	36.8%	116011	1589	1.4%	99444	-2865	-2.8%	132578	6043	4.8%	126.85	127.13
2022/05/17	12113	917	8.2%	114422	-7228	-5.9%	102309	-8145	-7.4%	126535	-6311	-4.8%	129.37	127.86
2022/05/10	11196	-7389	-39.8%	121650	2271	1.9%	110454	9660	9.6%	132846	-5118	-3.7%	130.44	129.33
2022/05/03	18585	4316	30.2%	119379	9575	8.7%	100794	5259	5.5%	137964	13891	11.2%	130.13	130.55
2022/04/26	14269	1546	12.2%	109804	-10106	-8.4%	95535	-11652	-10.9%	124073	-8560	-6.5%	127.22	129.76
2022/04/19	12723	2798	28.2%	119910	-1842	-1.5%	107187	-4640	-4.1%	132633	956	0.7%	128.94	128.54
2022/04/12	9925	-4658	-31.9%	121752	3340	2.8%	111827	7998	7.7%	131677	-1318	-1.0%	125.38	126.39
2022/04/05	14583	-691	-4.5%	118412	1007	0.9%	103829	1698	1.7%	132995	316	0.2%	123.60	124.35
2022/03/29	15274	-21402	-58.4%	117405	2247	2.0%	102131	23649	30.1%	132679	-19155	-12.6%	122.88	122.54
2022/03/22	36676	2660	7.8%	115158	18802	19.5%	78482	16142	25.9%	151834	21462	16.5%	121.19	122.09
2022/03/15	34016	18468	118.8%	96356	24952	34.9%	62340	6484	11.6%	130372	43420	49.9%	118.32	119.15
2022/03/08	15548	883	6.0%	71404	-11993	-14.4%	55856	-12876	-18.7%	86952	-11110	-11.3%	115.67	117.25
2022/03/01	14665	3689	33.6%	83397	9234	12.5%	68732	5545	8.8%	98062	12923	15.2%	114.91	114.81
2022/02/22	10976			74163			63187			85139			115.06	115.53

JAPANESE YEN - CHICAGO MERCANTILE EXCHANGE  
FUTURES ONLY POSITIONS

売越し Long Short 火曜終値 金曜終値

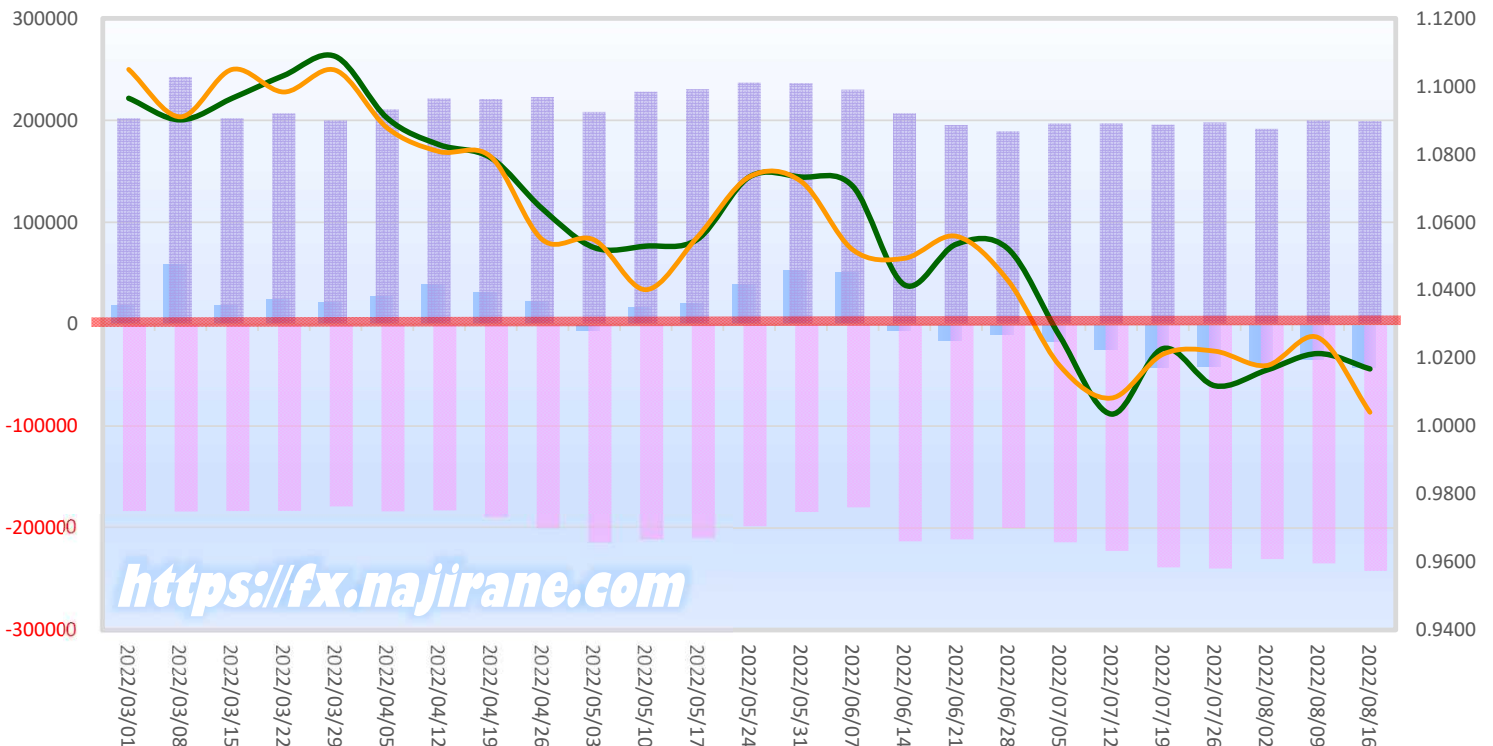


**EURO FX - CHICAGO MERCANTILE EXCHANGE** Code-099741  
**2022/02/22 ~ 2022/08/16** 2022/08/19 NYクローズ時公表値

Report_Date	Non Commercial Positions										参考引け値			
	Long	増減		Short	増減		売り越し	増減		売買計	増減		8/16(火)	8/19(金)
2022/08/16	199226	-862	-0.4%	242010	7386	3.1%	42784	8248	23.9%	441236	6524	1.5%	1.0168	1.0041
2022/08/09	200088	8396	4.4%	234624	4121	1.8%	34536	-4275	-11.0%	434712	12517	3.0%	1.0214	1.0261
2022/08/02	191692	-6349	-3.2%	230503	-9122	-3.8%	38811	-2773	-6.7%	422195	-15471	-3.5%	1.0165	1.0178
2022/07/26	198041	2166	1.1%	239625	1005	0.4%	41584	-1161	-2.7%	437666	3171	0.7%	1.0119	1.0221
2022/07/19	195875	-1365	-0.7%	238620	16136	7.3%	42745	17501	69.3%	434495	14771	3.5%	1.0228	1.0212
2022/07/12	197240	102	0.1%	222484	8494	4.0%	25244	8392	49.8%	419724	8596	2.1%	1.0036	1.0082
2022/07/05	197138	7724	4.1%	213990	13980	7.0%	16852	6256	59.0%	411128	21704	5.6%	1.0266	1.0178
2022/06/28	189414	-6140	-3.1%	200010	-11149	-5.3%	10596	-5009	-32.1%	389424	-17289	-4.3%	1.0522	1.0429
2022/06/21	195554	-11432	-5.5%	211159	-1845	-0.9%	15605	9587	159.3%	406713	-13277	-3.2%	1.0536	1.0559
2022/06/14	206986	-23262	-10.1%	213004	33299	18.5%	6018	-56561	-111.9%	419990	10037	2.4%	1.0416	1.0494
2022/06/07	230248	-6305	-2.7%	179705	-4576	-2.5%	-50543	-1729	-3.3%	409953	-10881	-2.6%	1.0706	1.0519
2022/05/31	236553	-519	-0.2%	184281	-13861	-7.0%	-52272	13342	34.3%	420834	-14380	-3.3%	1.0733	1.0721
2022/05/24	237072	6302	2.7%	198142	-12289	-5.8%	-38930	18591	91.4%	435214	-5987	-1.4%	1.0733	1.0734
2022/05/17	230770	2540	1.1%	210431	-1270	-0.6%	-20339	3810	23.1%	441201	1270	0.3%	1.0550	1.0557
2022/05/10	228230	19781	9.5%	211701	-3126	-1.5%	-16529	-22907	-359.2%	439931	16655	3.9%	1.0530	1.0402
2022/05/03	208449	-14544	-6.5%	214827	14035	7.0%	6378	-28579	-128.7%	423276	-509	-0.1%	1.0526	1.0548
2022/04/26	222993	1990	0.9%	200792	11090	5.8%	-22201	-9100	-29.1%	423785	13080	3.2%	1.0640	1.0549
2022/04/19	221003	-642	-0.3%	189702	7117	3.9%	-31301	-7759	-19.9%	410705	6475	1.6%	1.0790	1.0793
2022/04/12	221645	10731	5.1%	182585	-959	-0.5%	-39060	11690	42.7%	404230	9772	2.5%	1.0828	1.0808
2022/04/05	210914	10871	5.4%	183544	4875	2.7%	-27370	5996	28.1%	394458	15746	4.2%	1.0906	1.0878
2022/03/29	200043	-7008	-3.4%	178669	-4539	-2.5%	-21374	-2469	-10.4%	378712	-11547	-3.0%	1.1088	1.1048
2022/03/22	207051	5011	2.5%	183208	-38	0.0%	-23843	5049	26.9%	390259	4973	1.3%	1.1032	1.0984
2022/03/15	202040	-40643	-16.7%	183246	-593	-0.3%	-18794	-40050	-68.1%	385286	-41236	-9.7%	1.0965	1.1050
2022/03/08	242683	14298	6.3%	183839	20393	12.5%	-58844	-6095	-9.4%	426522	34691	8.9%	1.0902	1.0910
2022/03/01	228385	14190	6.6%	163446	8557	5.5%	-64939	5633	9.5%	391831	22747	6.2%	1.1120	1.0935
2022/02/22	214195			154889			-59306			369084			1.1327	1.1266

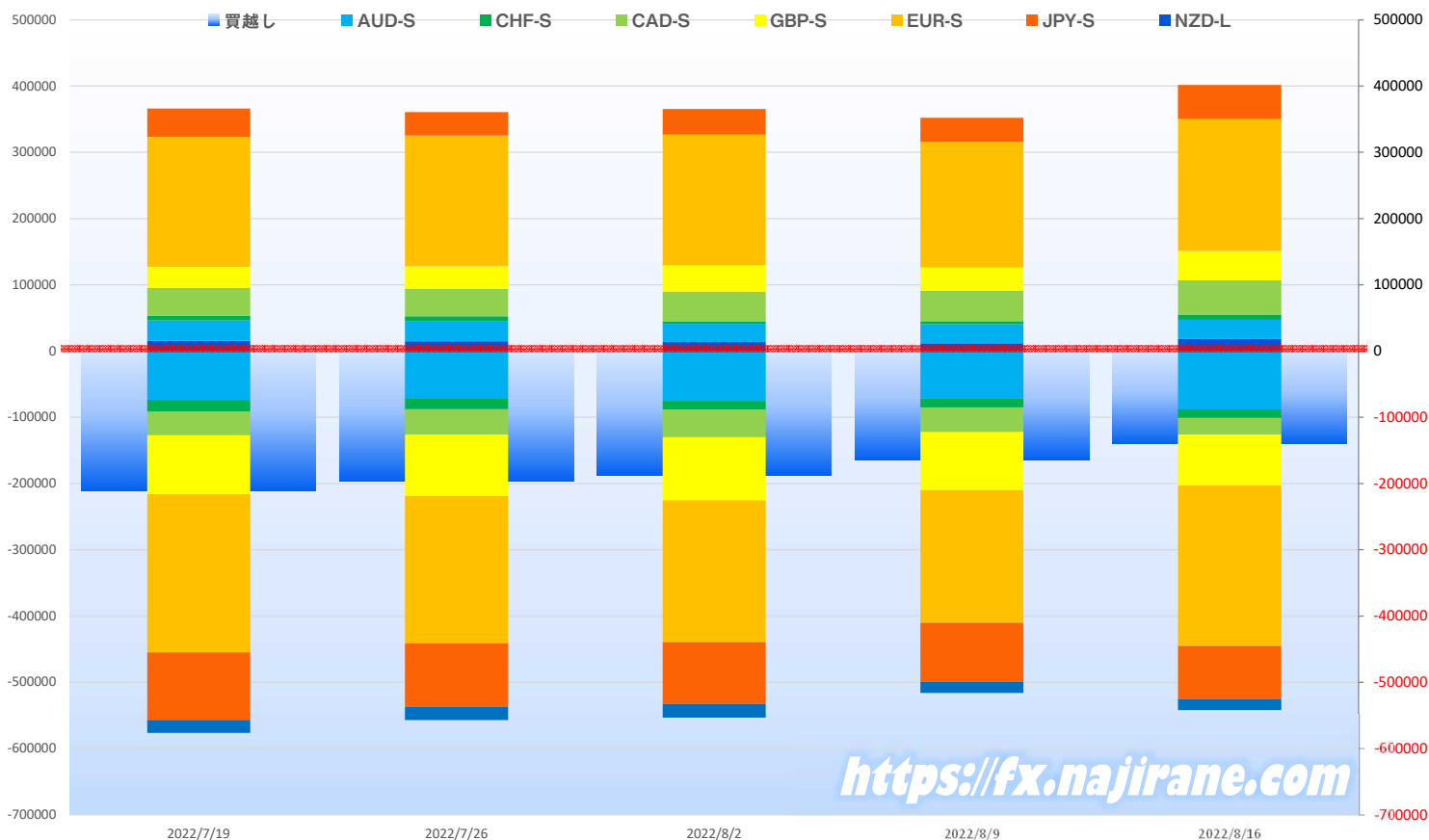
**EURO FX - CHICAGO MERCANTILE EXCHANGE  
FUTURES ONLY POSITIONS**

■ 売越し ■ Long ■ Short ■ 火曜終値 ■ 金曜終値



	2022/07/19			2022/07/26			2022/08/02			2022/08/09			2022/08/16		
	Long	Short	売り越し	Long	Short	売り越し	Long	Short	売り越し	Long	Short	売り越し	Long	Short	売り越し
JPY	42880	102105	59225	43812	105293	61481	50433	93186	42753	52333	77365	25032	51308	80199	28891
	前週比 枚数増減 (枚)			932	3188	2256	6621	-12107	-18728	1900	-15821	-17721	-1025	2834	3859
	前週比 枚数増減 (%)			2.2%	3.1%	3.8%	15.1%	-11.5%	-30.5%	3.8%	-17.0%	-41.4%	-2.0%	3.7%	15.4%
EUR	195875	238620	42745	198041	239625	41584	191692	230503	38811	200088	234624	34536	199226	242010	42784
	前週比 枚数増減 (枚)			2166	1005	-1161	-6349	-9122	-2773	8396	4121	-4275	-862	7386	8248
	前週比 枚数増減 (%)			1.1%	0.4%	-2.7%	-3.2%	-3.8%	-6.7%	4.4%	1.8%	-11.0%	-0.4%	3.1%	23.9%
GBP	31943	89193	57250	34606	88596	53990	29305	85714	56409	42219	76687	34468	44084	77193	33109
	前週比 枚数増減 (枚)			2663	-597	-3260	-5301	-2882	2419	12914	-9027	-21941	1865	506	-1359
	前週比 枚数増減 (%)			8.3%	-0.7%	-5.7%	-15.3%	-3.3%	4.5%	44.1%	-10.5%	-38.9%	4.4%	0.7%	-3.9%
AUD	30578	73726	43148	30024	77409	47385	30835	86785	55950	25644	83232	57588	28835	88083	59248
	前週比 枚数増減 (枚)			-554	3683	4237	811	9376	8565	-5191	-3553	1638	3191	4851	1660
	前週比 枚数増減 (%)			-1.8%	5.0%	9.8%	2.7%	12.1%	18.1%	-16.8%	-4.1%	2.9%	12.4%	5.8%	2.9%
CAD	42040	35373	-6667	46414	30645	-15769	48342	28065	-20277	46898	25675	-21223	51843	24976	-26867
	前週比 枚数増減 (枚)			4374	-4728	9102	1928	-2580	4508	-1444	-2390	946	4945	-699	5644
	前週比 枚数増減 (%)			10.4%	-13.4%	136.5%	4.2%	-8.4%	28.6%	-3.0%	-8.5%	4.7%	10.5%	-2.7%	26.6%
CHF	6948	17860	10912	8138	19437	11299	8170	21478	13308	8635	18417	9782	7773	12869	5096
	前週比 枚数増減 (枚)			1190	1577	387	32	2041	2009	465	-3061	-3526	-862	-5548	-4686
	前週比 枚数増減 (%)			17.1%	8.8%	3.5%	0.4%	10.5%	17.8%	5.7%	-14.3%	-26.5%	-10.0%	-30.1%	-47.9%
NZD	15791	19462	3671	17311	21497	4186	16521	18094	1573	18224	18500	276	18412	16643	-1769
	前週比 枚数増減 (枚)			1520	2035	515	-790	-3403	-2613	1703	406	-1297	188	-1857	2045
	前週比 枚数増減 (%)			9.6%	10.5%	14.0%	-4.6%	-15.8%	-62.4%	10.3%	2.2%	-82.5%	1.0%	-10.0%	740.9%
MXN	97965	128725	30760	96752	126650	29898	101415	124468	23053	95572	123193	27621	108642	130013	21371
	前週比 枚数増減 (枚)			-1213	-2075	-862	4663	-2182	-6845	-5843	-1275	4568	13070	6820	-6250
	前週比 枚数増減 (%)			-1.2%	-1.6%	-2.8%	4.8%	-1.7%	-22.9%	-5.8%	-1.0%	19.8%	13.7%	5.5%	-22.6%
Total All 8	464020	705064	241044	475098	709152	234054	476713	688293	211580	489613	657693	168080	510123	671986	161863
	前週比 枚数増減 (枚)			11078	4088	-6990	1615	-20859	-22474	12900	-30600	-43500	20510	14293	-6217
	前週比 枚数増減 (%)			2.4%	0.6%	-2.9%	0.3%	-2.9%	-9.6%	2.7%	-4.4%	-20.6%	4.2%	2.2%	-3.7%
Total 7 (MXN除く)	366055	576339	210284	378346	582502	204156	375298	563825	188527	394041	534500	140459	401481	541973	140492
	前週比 枚数増減 (枚)			12291	6163	-6128	-3048	-18677	-15629	18743	-29325	-48068	7440	7473	33
	前週比 枚数増減 (%)			3.4%	1.1%	-2.9%	-0.8%	-3.2%	-7.7%	5.0%	-5.2%	-25.5%	1.9%	1.4%	0.0%

## 直近5週 CFTC IMM主要7通貨の売買構成

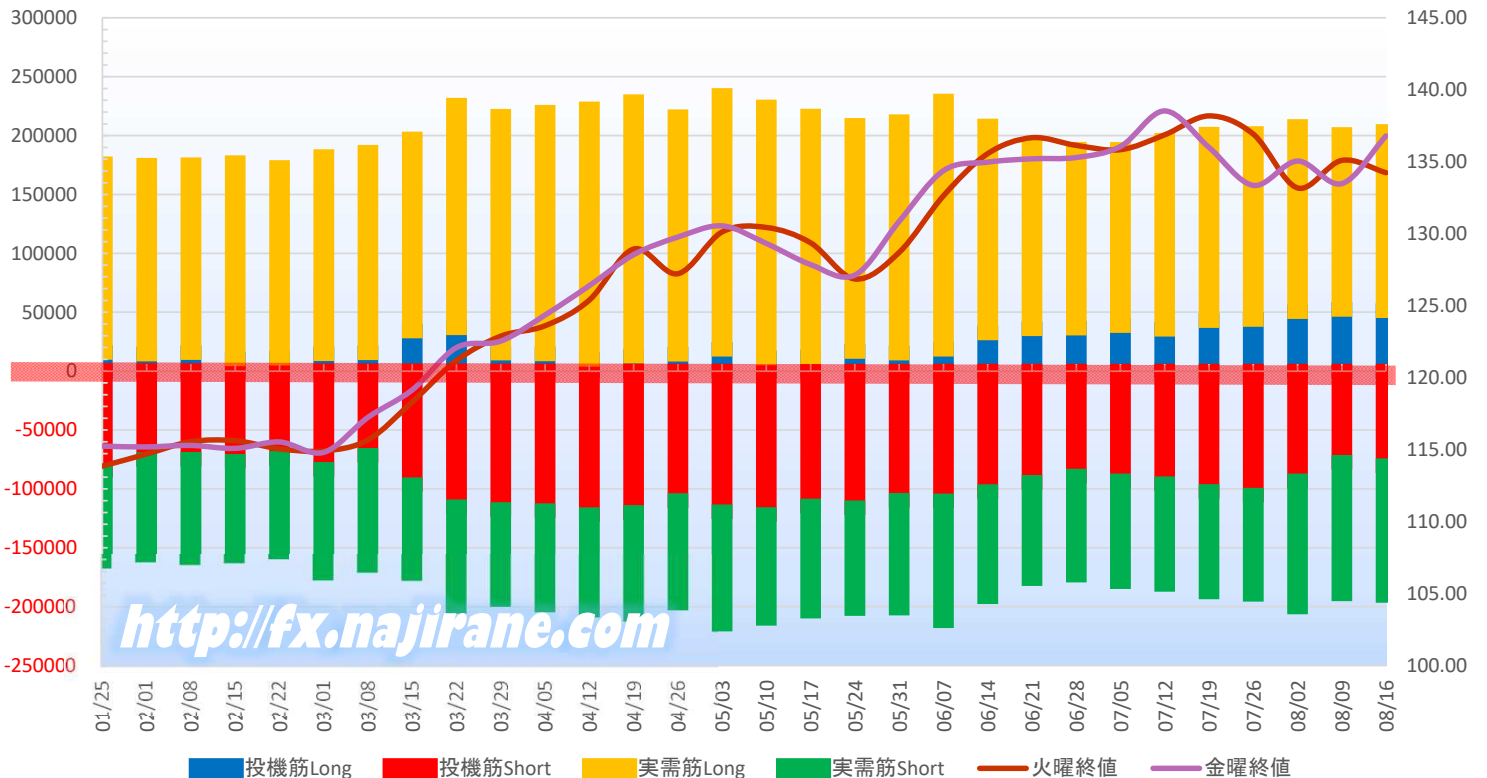


JAPANESE YEN - CHICAGO MERCANTILE EXCHANGE  
FUTURES ONLY POSITIONS

Code-097741  
2022/08/19 公表値

Date	投機筋集計				実需筋集計				投機筋+実需筋合計				ドル円終値	
	円買い	円売り	売り越し	売買計	円買い	円売り	売り越し	売買計	円買い	円売り	売り越し	売買計	火曜締め	金曜締め
2022/08/16	51308	80199	28891	131507	152209	110230	-41979	262439	203517	190429	-13088	393946	134.24	136.79
2022/08/09	52333	77365	25032	129698	148628	111634	-36994	260262	200961	188999	-11962	389960	135.10	133.49
2022/08/02	50433	93186	42753	143619	157333	107079	-50254	264412	207766	200265	-7501	408031	133.18	135.05
2022/07/26	43812	105293	61481	149105	157963	84190	-73773	242153	201775	189483	-12292	391258	136.92	133.36
2022/07/19	42880	102105	59225	144985	158427	85345	-73082	243772	201307	187450	-13857	388757	138.18	135.99
2022/07/12	35533	95531	59998	131064	160589	85522	-75067	246111	196122	181053	-15069	377175	136.87	138.53
2022/07/05	38660	93105	54445	131765	149702	85639	-64063	235341	188362	178744	-9618	367106	135.84	136.06
2022/06/28	36462	89032	52570	125494	152071	84176	-67895	236247	188533	173208	-15325	361741	136.14	135.30
2022/06/21	35864	94318	58454	130182	156248	81899	-74349	238147	192112	176217	-15895	368329	136.67	135.20
2022/06/14	32441	102196	69755	134637	175789	89346	-86443	265135	208230	191542	-16688	399772	135.57	134.98
2022/06/07	18466	110112	91646	128578	210889	101780	-109109	312669	229355	211892	-17463	441247	132.64	134.38
2022/05/31	15201	109640	94439	124841	196584	91535	-105049	288119	211785	201175	-10610	412960	128.70	130.85
2022/05/24	16567	116011	99444	132578	192215	85516	-106699	277731	208782	201527	-7255	410309	126.85	127.13
2022/05/17	12113	114422	102309	126535	204417	89355	-115062	293772	216530	203777	-12753	420307	129.37	127.86
2022/05/10	11196	121650	110454	132846	213084	88157	-124927	301241	224280	209807	-14473	434087	130.44	129.33
2022/05/03	18585	119379	100794	137964	215563	95299	-120264	310862	234148	214678	-19470	448826	130.13	130.55
2022/04/26	14269	109804	95535	124073	201828	86907	-114921	288735	216097	196711	-19386	412808	127.22	129.76
2022/04/19	12723	119910	107187	132633	216101	86259	-129842	302360	228824	206169	-22655	434993	128.94	128.54
2022/04/12	9925	121752	111827	131677	212850	80948	-131902	293798	222775	202700	-20075	425475	125.38	126.39
2022/04/05	14583	118412	103829	132995	205209	79985	-125224	285194	219792	198397	-21395	418189	123.60	124.35
2022/03/29	15274	117405	102131	132679	201190	76340	-124850	277530	216464	193745	-22719	410209	122.88	122.54
2022/03/22	36676	115158	78482	151834	189100	84310	-104790	273410	225776	199468	-26308	425244	121.19	122.09
2022/03/15	34016	96356	62340	130372	163089	75492	-87597	238581	197105	171848	-25257	368953	118.32	119.15
2022/03/08	15548	71404	55856	86952	170330	93673	-76657	264003	185878	165077	-20801	350955	115.67	117.25
2022/03/01	14665	83397	68732	98062	167605	88070	-79535	255675	182270	171467	-10803	353737	114.91	114.81
2022/02/22	10976	74163	63187	85139	162044	79564	-82480	241608	173020	153727	-19293	326747	115.06	115.53
2022/02/15	10425	76587	66162	87012	166645	80389	-86256	247034	177070	156976	-20094	334046	115.62	115.08
2022/02/08	15692	74840	59148	90532	159601	83644	-75957	243245	175293	158484	-16809	333777	115.55	115.29
2022/02/01	14510	75150	60640	89660	160358	81005	-79353	241363	174868	156155	-18713	331023	114.70	115.19
2022/01/25	15866	84139	68273	100005	160178	77315	-82863	237493	176044	161454	-14590	337498	113.86	115.25

JAPANESE YEN - CHICAGO MERCANTILE EXCHANGE  
FUTURES ONLY POSITIONS Cord-097741

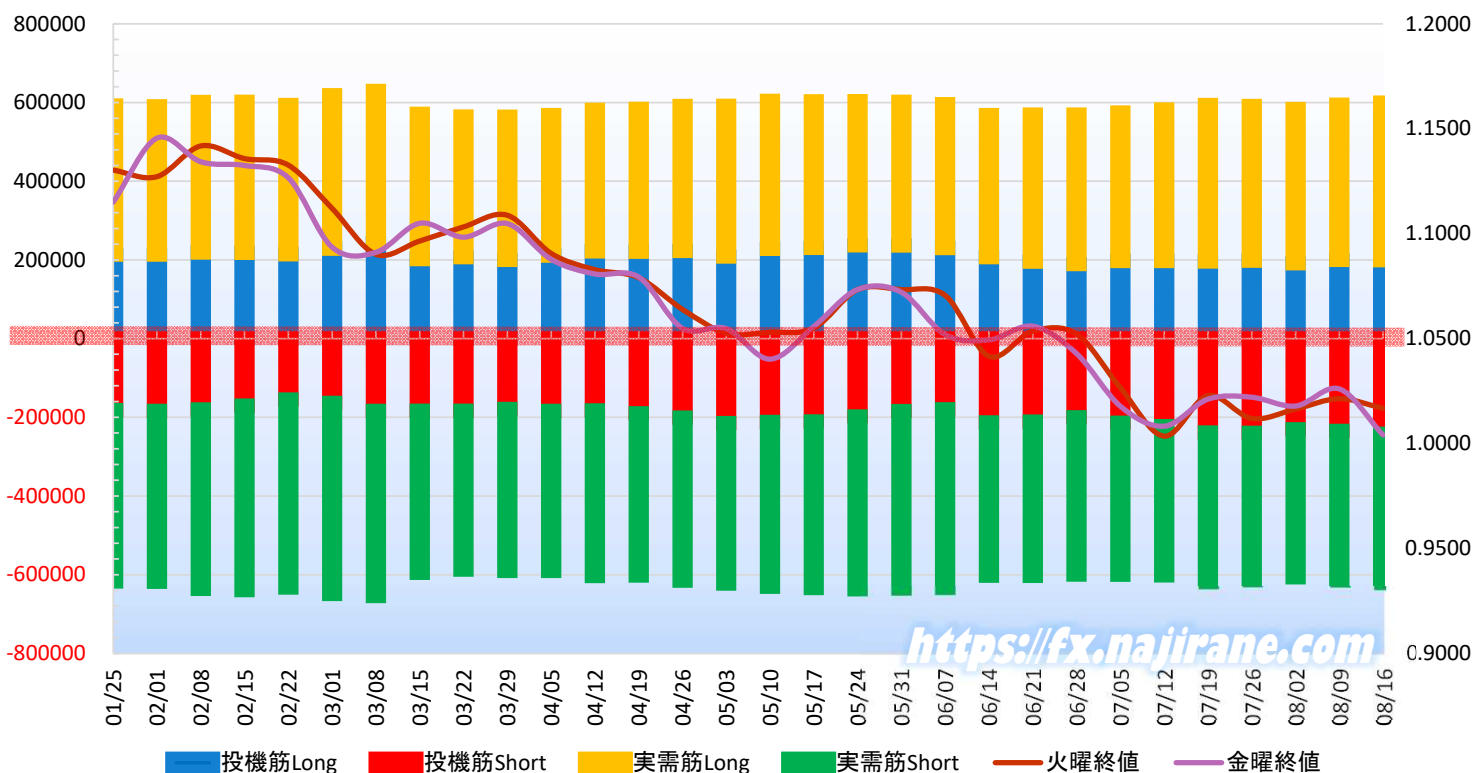


EURO FX - CHICAGO MERCANTILE EXCHANGE  
FUTURES ONLY POSITIONS

Code-099741  
2022/08/19 公表値

Date	投機筋集計				実需筋集計				投機筋+実需筋合計				ユーロドル終値	
	EUR買い	EUR売り	売り越し	売買計	EUR買い	EUR売り	売り越し	売買計	EUR買い	EUR売り	売り越し	売買計	火曜締め	金曜締め
2022/08/16	199226	242010	42784	441236	400458	379542	-20916	780000	599684	621552	21868	1221236	1.0168	1.0041
2022/08/09	200088	234624	34536	434712	394543	380141	-14402	774684	594631	614765	20134	1209396	1.0214	1.0261
2022/08/02	191692	230503	38811	422195	391841	376321	-15520	768162	583533	606824	23291	1190357	1.0165	1.0178
2022/07/26	198041	239625	41584	437666	393062	374406	-18656	767468	591103	614031	22928	1205134	1.0119	1.0221
2022/07/19	195875	238620	42745	434495	397991	380561	-17430	778552	593866	619181	25315	1213047	1.0228	1.0212
2022/07/12	197240	222484	25244	419724	385039	379279	-5760	764318	582279	601763	19484	1184042	1.0036	1.0082
2022/07/05	197138	213990	16852	411128	377654	386290	8636	763944	574792	600280	25488	1175072	1.0266	1.0178
2022/06/28	189414	200010	10596	389424	380084	399896	19812	779980	569498	599906	30408	1169404	1.0522	1.0429
2022/06/21	195554	211159	15605	406713	373695	391877	18182	765572	569249	603036	33787	1172285	1.0536	1.0559
2022/06/14	206986	213004	6018	419990	361159	389654	28495	750813	568145	602658	34513	1170803	1.0416	1.0494
2022/06/07	230248	179705	-50543	409953	365628	453817	88189	819445	595876	633522	37646	1229398	1.0706	1.0519
2022/05/31	236553	184281	-52272	420834	365434	450620	85186	816054	601987	634901	32914	1236888	1.0733	1.0721
2022/05/24	237072	198142	-38930	435214	366345	438945	72600	805290	603417	637087	33670	1240504	1.0733	1.0734
2022/05/17	230770	210431	-20339	441201	372113	423630	51517	795743	602883	634061	31178	1236944	1.0550	1.0557
2022/05/10	228230	211701	-16529	439931	376043	419069	43026	795112	604273	630770	26497	1235043	1.0530	1.0402
2022/05/03	208449	214827	6378	423276	383222	407808	24586	791030	591671	622635	30964	1214306	1.0526	1.0548
2022/04/26	222993	200792	-22201	423785	368280	414387	46107	782667	591273	615179	23906	1206452	1.0640	1.0549
2022/04/19	221003	189702	-31301	410705	362930	412656	49726	775586	583933	602358	18425	1186291	1.0790	1.0793
2022/04/12	221645	182585	-39060	404230	359853	420603	60750	780456	581498	603188	21690	1184686	1.0828	1.0808
2022/04/05	210914	183544	-27370	394458	357140	406757	49617	763897	568054	590301	22247	1158355	1.0906	1.0878
2022/03/29	200043	178669	-21374	378712	364163	411511	47348	775674	564206	590180	25974	1154386	1.1088	1.1048
2022/03/22	207051	183208	-23843	390259	357492	403870	46378	761362	564543	587078	22535	1151621	1.1032	1.0984
2022/03/15	202040	183246	-18794	385286	369253	411882	42629	781135	571293	595128	23835	1166421	1.0965	1.1050
2022/03/08	242683	183839	-58844	426522	386654	470527	83873	857181	629337	654366	25029	1283703	1.0902	1.0910
2022/03/01	228385	163446	-64939	391831	390260	485365	95105	875625	618645	648811	30166	1267456	1.1120	1.0935
2022/02/22	214195	154889	-59306	369084	379583	477633	98050	857216	593778	632522	38744	1226300	1.1327	1.1266
2022/02/15	217899	170318	-47581	388217	383827	468884	85057	852711	601726	639202	37476	1240928	1.1358	1.1325
2022/02/08	218973	180131	-38842	399104	382426	455678	73252	838104	601399	635809	34410	1237208	1.1418	1.1342
2022/02/01	213563	183847	-29716	397410	376805	434272	57467	811077	590368	618119	27751	1208487	1.1271	1.1455
2022/01/25	213408	181848	-31560	395256	379154	435412	56258	814566	592562	617260	24698	1209822	1.1303	1.1150

EURO FX - CHICAGO MERCANTILE EXCHANGE  
FUTURES ONLY POSITIONS Code-099741



<https://fx.najirane.com>

# Bitcoin/USD 及び CME Futures (当月及び限月別)

※取引単位=5ビットコイン  
(CME CFビットコイン参考基準レート=BRRを対象)

Bitcoin/USD					CME Futures 2022/08		CME Futures 2022/09		CME Futures 2022/10		CME Futures 2022/11		CME Futures 2022/12	
Date	Open	High	Low	Close	Close	Volume	Close	Volume	Close	Volume	Close	Volume	Close	Volume
2022/6/11	29085	29402	28236	28361	0	0	0	0	0	0	0	0	0	0
2022/6/12	28374	28503	26763	26763	0	0	0	0	0	0	0	0	0	0
2022/6/13	26738	26796	22141	22487	23200	116	23305	16	23395	0	23505	0	23590	8
2022/6/14	22488	23019	20951	22207	22215	101	22300	18	22385	0	22470	0	22590	9
2022/6/15	22197	22643	20178	22573	21720	66	21805	8	21895	0	21990	0	22040	2
2022/6/16	22576	22869	20265	20382	20855	87	20935	53	21025	2	21120	0	21160	54
2022/6/17	20386	21243	20327	20471	20560	99	20625	57	20715	0	20850	15	20875	0
2022/6/18	20473	20736	17709	19018	0	0	0	0	0	0	0	0	0	0
2022/6/19	19011	20684	18067	20553	0	0	0	0	0	0	0	0	0	0
2022/6/20	20553	20913	19689	20600	20160	99	20800	57	20910	0	21010	0	21110	0
2022/6/21	20594	21621	20415	20711	21025	1665	21085	193	21170	32	21210	15	21185	11
2022/6/22	20719	20836	19848	19987	20210	3052	20275	77	20320	2	20350	2	20380	0
2022/6/23	19987	21136	19950	21086	20995	3706	21070	123	21125	20	21180	32	21210	11
2022/6/24	21085	21473	20778	21232	21325	351	21395	61	21460	17	21490	0	21565	3
2022/6/25	21234	21521	20965	21502	0	0	0	0	0	0	0	0	0	0
2022/6/26	21496	21784	21016	21027	0	0	0	0	0	0	0	0	0	0
2022/6/27	21028	21478	20620	20735	20855	474	20910	70	20990	0	21055	0	21135	26
2022/6/28	20732	21164	20229	20281	20220	349	20265	113	20330	1	20395	0	20455	0
2022/6/29	20281	20364	19938	20104	20215	320	20255	7	20320	0	20385	0	20425	0
2022/6/30	20108	20141	18730	19785	18805	670	18845	141	18895	6	18960	2	19015	2
2022/7/1	19820	20633	19074	19269	19335	1326	19365	236	19425	12	19465	4	19535	3
2022/7/2	19275	19372	19027	19242	0	0	0	0	0	0	0	0	0	0
2022/7/3	19242	19558	18967	19297	0	0	0	0	0	0	0	0	0	0
2022/7/4	19297	20259	19063	20231	0	0	0	0	0	0	0	0	0	0
2022/7/5	20225	20635	19341	20190	20410	1172	20470	190	20530	7	20595	2	20665	3
2022/7/6	20195	20596	19824	20548	20305	585	20370	121	20435	2	20490	3	20560	0
2022/7/7	20548	21772	20396	21638	21870	1009	21930	96	21980	3	22010	0	22055	6
2022/7/8	21637	22315	21257	21741	21790	777	21855	228	21930	4	21995	8	22065	5
2022/7/9	21717	21877	21446	21592	0	0	0	0	0	0	0	0	0	0
2022/7/10	21591	21591	20727	20860	0	0	0	0	0	0	0	0	0	0
2022/7/11	20856	20856	19925	19971	20490	455	20550	134	20600	11	20665	1	20690	0
2022/7/12	19970	20043	19309	19324	19350	425	19405	223	19450	3	19515	0	19585	0
2022/7/13	19326	20223	19000	20212	19630	681	19670	167	19715	14	19780	0	19820	4
2022/7/14	20211	20790	19689	20570	20625	671	20665	65	20705	7	20750	4	20795	1
2022/7/15	20573	21138	20397	20836	21195	329	21235	85	21275	8	21320	0	21365	4
2022/7/16	20834	21514	20519	21190	0	0	0	0	0	0	0	0	0	0
2022/7/17	21195	21601	20778	20779	0	0	0	0	0	0	0	0	0	0
2022/7/18	20782	22633	20782	22486	21615	992	21660	143	21710	8	21755	0	21800	3
2022/7/19	22468	23667	21683	23389	23455	1196	23495	160	23550	0	23615	0	23645	0
2022/7/20	23393	24197	23010	23322	23695	923	23745	124	23800	7	23865	0	23895	4
2022/7/21	23233	23388	22431	23165	23240	1072	23280	78	23330	4	23395	0	23430	3
2022/7/22	23164	23672	22603	22715	22600	1300	22650	144	22705	5	22770	2	22815	4
2022/7/23	22707	22977	22003	22465	0	0	0	0	0	0	0	0	0	0
2022/7/24	22466	22974	22307	22609	0	0	0	0	0	0	0	0	0	0
2022/7/25	22607	22649	21362	21362	21905	4534	21970	163	22030	56	22075	18	22125	3
2022/7/26	21361	21361	20777	21240	20920	6888	21015	2018	21075	131	21100	15	21145	3
2022/7/27	21244	22987	21071	22931	22810	6806	22880	2947	22935	59	22975	7	22995	1
2022/7/28	22934	24110	22722	23844	23925	8974	24025	2673	24065	101	24105	10	24135	10
2022/7/29	23845	24295	23481	23805	23990	7464	24055	332	24105	23	24150	8	24205	1
2022/7/30	23797	24573	23581	23656	0	0	0	0	0	0	0	0	0	0
2022/7/31	23652	24122	23276	23337	0	0	0	0	0	0	0	0	0	0
2022/8/1	23337	23465	22891	23314	23030	5781	23090	525	23135	198	23185	72	23230	1
2022/8/2	23308	23415	22710	22978	23000	5487	23045	443	23105	135	23155	2	23210	2
2022/8/3	22981	23579	22748	22847	23540	6020	23580	270	23630	12	23675	16	23720	0
2022/8/4	22848	23198	22486	22631	22455	7914	22505	470	22560	43	22620	9	22690	13
2022/8/5	22627	23423	22612	23289	22960	8818	23020	544	23070	21	23115	9	23175	3
2022/8/6	23291	23327	22961	22961	0	0	0	0	0	0	0	0	0	0
2022/8/7	22964	23359	22895	23176	0	0	0	0	0	0	0	0	0	0
2022/8/8	23180	24204	23177	23809	23985	7581	24025	459	24080	42	24130	15	24195	2
2022/8/9	23811	23899	22982	23164	23060	8218	23105	481	23165	28	23225	11	23295	2
2022/8/10	23163	24127	22772	23948	23655	9528	23695	724	23755	10	23815	13	23870	8
2022/8/11	23948	24823	23901	23958	24245	9242	24295	695	24350	10	24400	0	24445	0
2022/8/12	23957	24413	23657	24403	24240	4938	24280	444	24330	9	24375	2	24440	2
2022/8/13	24402	24860	24346	24424	0	0	---	---	---	---	---	---	---	---
2022/8/14	24429	24975	24206	24319	0	0	---	---	---	---	---	---	---	---
2022/8/15	24318	25136	23840	24137	24000	7443	24035	749	24090	12	24155	1	24215	0
2022/8/16	24126	24228	23734	23883	23945	5100	23980	401	24040	14	24100	6	24160	0
2022/8/17	23881	24407	23243	23336	23230	8565	23270	888	23335	51	23395	16	23500	1
2022/8/18	23341	23564	23178	23213	23335	3984	23360	470	23425	17	23485	9	23555	1





Date	BTC(BitCoin)/JPY					ETH(Ethereum)/JPY					XRP(Ripple)/JPY				
	Open	High	Low	Close	Volume	Open	High	Low	Close	Volume	Open	High	Low	Close	Volume
2022/6/20	2780840.25	2821837.25	2656468.25	2783047.75	4163648.88	152570.20	156516.97	143788.28	152347.23	2666880.43	44.1101	44.2634	42.4010	43.6849	160486.68
2022/6/21	2742339.50	2943302.50	2756227.25	2823214.75	3949144.08	152329.61	161313.05	150171.16	153333.16	2130925.79	43.6764	45.7496	43.2164	44.7974	170067.13
2022/6/22	2824416.75	2834512.75	2703705.25	2718091.25	3885964.98	153407.91	153529.06	142941.02	142985.77	2041332.01	44.8114	44.8030	43.5359	43.8692	144715.97
2022/6/23	2718033.75	2851341.25	2714443.50	2842828.00	3530716.67	142973.17	154668.95	142894.50	154153.03	1976194.02	43.8701	45.3150	43.8367	45.2368	125023.23
2022/6/24	2842662.25	2903353.25	2793804.25	287032.25	3374542.10	154128.48	167473.41	152550.03	165881.67	2296075.73	45.2338	51.8856	45.1990	49.7014	304641.76
2022/6/25	2870996.50	2909842.75	2834621.50	2907331.25	2484150.96	165865.44	168524.97	160164.64	168212.45	1687683.94	49.7063	50.3362	48.0913	49.6972	123330.75
2022/6/26	2906541.00	2945377.50	2838467.75	2839820.25	2434641.48	168064.34	172004.88	161984.63	162042.06	1633695.27	49.6942	50.5323	48.4598	48.4660	106627.06
2022/6/27	2839947.75	2899040.00	2793021.25	2808405.25	2839585.96	162026.05	166890.56	159803.78	161671.67	1691942.30	48.4659	49.2676	47.5395	47.8420	134027.25
2022/6/28	2807872.50	2872790.25	2755235.00	2759134.00	2908908.99	161613.88	167552.00	155286.72	155717.39	1907825.08	47.8420	48.1279	45.8467	45.8929	141343.37
2022/6/29	2759206.75	2771310.00	2720853.00	2746672.00	3217846.04	155709.92	156866.16	149165.94	150141.02	2102120.66	45.8966	46.4132	44.2925	44.9459	149556.39
2022/6/30	2742758.00	2753750.75	2542555.50	2686739.25	3567055.97	150196.92	150899.38	137076.70	144937.75	2220410.68	44.9492	45.0116	41.7940	45.0102	197783.39
2022/7/1	2691593.25	2804319.25	2580997.00	2605700.00	4160542.11	145075.98	149284.98	140750.08	143307.05	2366363.62	45.0370	45.2708	42.3131	42.4169	168915.72
2022/7/2	2606439.75	2619544.50	2572937.00	2602204.00	2447629.12	143354.89	145103.53	139817.53	144219.19	1343542.00	42.4234	42.8682	41.9903	42.6742	82298.15
2022/7/3	2602012.25	2646722.75	2564806.00	2605907.50	2213442.35	144213.06	146503.73	141175.66	145003.19	1155584.24	42.6734	44.0294	41.9487	43.4433	98376.75
2022/7/4	2605939.75	2752701.75	2574371.75	2748730.50	2933966.32	145006.86	156658.78	141292.14	156389.22	1857402.21	43.4413	44.7172	42.7205	44.6712	138371.70
2022/7/5	2747927.75	2804030.00	2626932.00	2736628.75	3621105.39	156314.59	158710.89	147690.42	153779.09	2195189.14	44.6594	44.9342	42.7168	44.1088	153238.17
2022/7/6	2737239.25	2802097.25	2680155.25	2793606.00	3344312.49	153817.22	162398.66	150947.22	161373.27	2090086.12	44.1139	45.3046	43.3760	45.1735	149513.78
2022/7/7	2793547.25	2960905.75	2757154.50	2941005.50	3508800.47	161371.48	169575.75	158345.83	168215.11	1934265.99	45.1723	46.7263	44.3962	46.5056	140968.32
2022/7/8	2940946.75	3032668.00	2893903.50	2957495.75	6791116.69	168213.33	171630.03	163449.20	166376.95	2220515.95	46.5077	48.4720	45.8954	46.4939	199944.14
2022/7/9	2955551.25	2972760.00	2818580.25	2938483.25	4033861.09	166349.81	167223.03	164590.20	165618.58	1200497.94	46.4898	47.2296	46.3130	46.9446	82000.62
2022/7/10	2938330.25	2938330.25	287034.25	2843263.50	3910262.91	165608.52	165608.52	157480.02	159252.27	1497187.02	46.9416	46.9416	43.8389	44.3876	124472.49
2022/7/11	2842705.25	2842705.25	2736133.50	2744279.00	3318636.66	159216.47	159537.67	150371.03	150578.13	1657814.43	44.3870	44.8586	42.8874	43.1895	143195.58
2022/7/12	2744267.75	2755888.75	2639714.25	2642299.50	3529219.22	150781.25	150781.25	141925.95	141959.50	1720603.79	43.1894	43.6178	42.2795	42.6154	132481.14
2022/7/13	2642581.00	2780560.00	2612636.00	2781833.25	4547704.03	141958.81	153265.50	140150.44	153265.50	2519026.39	42.6154	44.7105	41.8477	44.5557	178368.58
2022/7/14	2781749.50	2886678.75	2738458.50	2858749.50	4330354.34	153255.67	167030.19	149660.55	165594.95	2319340.27	44.5585	46.3101	43.6511	46.3101	470690.87
2022/7/15	2859199.25	2928441.00	2830688.75	2888290.25	3590979.05	165615.61	176739.72	164305.41	170933.89	2413540.13	46.3091	48.0910	45.4716	46.3726	209619.17
2022/7/16	2887981.75	2908422.00	284288.75	2935526.25	3366724.68	170887.11	191007.92	165732.52	185131.38	2543994.38	46.3668	49.2202	46.0483	48.6054	179999.81
2022/7/17	2936180.75	2992369.00	2873601.50	2873762.50	3170892.10	187461.53	190952.25	184214.11	18731.98	2223808.05	48.6040	49.8601	47.4900	47.4935	151177.91
2022/7/18	2874117.50	3126504.50	2874117.50	3108888.25	5526900.97	185155.53	218274.72	185155.53	218274.72	3793933.14	47.4952	50.9654	47.4952	50.6279	225003.52
2022/7/19	3106421.75	3270361.75	2987648.25	3232197.50	6738887.74	218228.55	222335.89	207183.30	213224.53	3835274.09	50.6069	51.9539	48.7245	51.5762	221685.37
2022/7/20	3232717.00	3342627.25	3178502.50	3215704.00	5942665.52	213221.63	222680.48	205151.81	210424.06	3175697.66	51.5806	52.6500	49.6058	49.8977	212447.40
2022/7/21	3215907.50	3236970.00	3098930.50	3175472.25	4610233.32	210448.11	219249.92	203475.16	216145.25	2742966.04	49.9223	50.4463	48.3157	50.3143	164868.41
2022/7/22	3175352.00	3221552.25	3059037.25	3215432.00	5724902.57	216144.67	225433.22	207319.91	209163.97	2574895.94	50.3139	50.7719	48.3683	48.7880	156460.59
2022/7/23	3089285.00	3126049.00	2996312.25	3059303.75	3271240.57	209035.03	216541.61	203678.45	210880.23	2042508.14	48.7769	49.3343	47.7778	48.9616	117636.47
2022/7/24	3059308.00	3129771.25	3037701.00	3082658.00	3213049.24	210970.03	225451.48	210894.95	218081.44	2347576.31	48.9606	49.8763	48.6274	48.9835	124469.10
2022/7/25	3082384.00	3093473.50	2914035.75	2914043.50	4852882.45	218037.91	219260.92	197171.11	197171.11	2808098.07	48.9790	49.1948	46.0143	46.0147	164775.62
2022/7/26	2913964.50	2913964.50	2839165.00	2909119.50	3920600.72	197139.42	197139.42	186431.45	197478.19	2498059.04	46.0133	46.2692	44.5974	46.2692	152096.07
2022/7/27	2909724.25	3183235.00	2885278.25	3121296.75	4323015.75	197471.17	222890.36	194887.63	222723.31	3131774.58	46.2706	48.8846	45.3554	48.8830	178866.61
2022/7/28	3121717.75	3237337.00	3070891.75	3204693.75	5404672.04	222723.22	238196.00	216899.44	231908.39	3659986.39	48.8865	50.7027	47.5086	50.1829	247292.24
2022/7/29	3204872.00	3223743.00	3152118.50	3170896.50	4780361.61	231929.31	234425.38	222664.36	230099.27	3096954.12	50.1844	50.4310	48.1074	49.1094	227369.14
2022/7/30	3169855.50	3273190.75	3141042.00	3151125.50	3749483.82	230053.31	231512.56	223532.41	225911.64	2074931.56	49.1085	54.3395	48.6011	51.6521	235416.64
2022/7/31	3150574.25	3213123.75	3103035.25	3112523.50	3141424.99	225900.36	232560.39	222986.89	224269.84	1894001.78	51.6536	52.9990	50.7656	50.7431	181330.42
2022/8/1	3112499.75	3092306.75	3019605.00	3066741.00	3400188.70	224260.28	225176.16	212453.81	215093.05	2129806.89	50.7288	51.0431	49.0945	49.9819	139351.90
2022/8/2	3065982.75	3097538.25	2970717.50	3064493.75	3786153.71	215020.70	221269.52	205185.31	217779.00	2724139.79	49.9734	51.2480	48.1822	49.6148	164363.34
2022/8/3	3064918.75	3144908.25	3042580.00	3059852.25	3520797.14	217793.11	224144.14	213420.11	216817.25	2248192.68	49.6173	50.5392	48.5319	49.5345	148088.37
2022/8/4	3060081.00	3102727.50	2988177.50	3001328.75	3331457.43	216818.89	221830.52	210993.27	213281.06	1918679.21	49.5359	50.2667	48.6349	49.2488	121599.13
2022/8/5	3007802.00	3118105.50	3002908.50	3142252.50	3896730.32	213190.63	233720.13	213343.61	233720.13	2502339.05	49.2391	50.3870	49.7211	50.8112	133047.12
2022/8/6	3142537.25	3142728.00	3099543.00	3099543.00	2156905.30	233774.97	235348.88	228356.92	228356.92	1587200.50	50.8125	50.8740	50.1584	50.1584	67327.55
2022/8/7	3099843.75	3153991.75	3090536.25	3130217.00	2145729.11	228373.11	232885.34	225825.91	229520.27	1384683.20	50.1615	50.8602	49.8531	50.3120	68763.83
2022/8/8	3130708.00	3266130.50	3134520.50	3210411.75	3853055.03	229566.55	243827.58	229342.97	239406.16	2270855.56	50.3131	51.6333	50.2841	51.0702	138982.80
2022/8/9	3210681.00	3225039.25	3102091.75	3131711.50	3184627.24	239481.02	240961.34	226204.88	230424.33	2212963.72	51.0734	51.1771	48.9900	49.7656	554119.20
2022/8/10	3131519.75	3212830.75	3079745.75	3180726.00	4361467.68	230225.28	248490.08	225205.98	245948.47	3122927.33	49.7628	50.6131	48.6364	50.6130	230140.35
2022/8/11	3180819.25	3285641.25	3176163.25	3186711.00	4938452.77	245959.84	254604.20	245959.84	250231.03	3169346.61	50.6175	51.2376	50.3455	50.6205	144772.80
2022/8/12	3186667.25	3257527.50	3166469.75	3256226.75	3638253.55	250187.81	261209.02	248967.83	261168.11	2290856.77					

Date	日経平均(^N225)					CME日経平均先物ドル建て(NKD)					CME日経平均先物円建て(NIY)					USDJPY
	Open	High	Low	Close	Volume	Open	High	Low	Close	Volume	Open	High	Low	Close	Volume	
2022-08-19	29,095.71	29,150.80	28,913.05	28,930.33		29,110.0	29,145.0	28,680.0	28,735.0	4,139	29,100.0	29,135.0	28,670.0	28,725.0	19,060	136.79
2022-08-18	28,957.40	28,999.64	28,846.79	28,942.14	474121700	29,010.0	29,140.0	28,850.0	29,115.0	4,139	29,000.0	29,135.0	28,835.0	29,105.0	19,060	135.88
2022-08-17	28,952.65	29,222.77	28,952.65	29,222.77	665741200	28,950.0	29,230.0	28,910.0	29,005.0	2,790	28,940.0	29,220.0	28,895.0	29,000.0	24,174	135.11
2022-08-16	28,829.53	28,928.16	28,752.88	28,868.91	501287200	28,855.0	29,015.0	28,755.0	28,970.0	2,000	28,875.0	29,005.0	28,740.0	28,950.0	20,208	134.24
2022-08-15	28,623.78	28,897.07	28,623.78	28,871.78	536819200	28,775.0	28,910.0	28,640.0	28,890.0	2,911	28,760.0	28,900.0	28,625.0	28,880.0	22,463	133.28
2022-08-12	28,251.74	28,546.98	28,207.86	28,546.98	896361600	28,130.0	28,785.0	28,115.0	28,725.0	4,020	28,115.0	28,770.0	28,100.0	28,710.0	30,669	133.49
2022-08-10	27,955.11	27,964.96	27,729.46	27,819.33	599049900	27,855.0	28,140.0	27,730.0	28,135.0	3,237	28,140.0	28,140.0	28,140.0	28,140.0	28,429	132.87
2022-08-09	28,236.84	28,254.58	27,966.91	27,999.96	648878700	28,240.0	28,240.0	27,795.0	27,840.0	2,996	27,830.0	27,830.0	27,830.0	27,830.0	0	135.10
2022-08-08	28,050.09	28,276.44	28,050.09	28,249.24	661244200	28,170.0	28,340.0	28,045.0	28,140.0	3,762	28,140.0	28,140.0	28,140.0	28,140.0	0	134.99
2022-08-05	27,915.06	28,190.04	27,911.19	28,175.87	712532500	27,925.0	28,240.0	27,825.0	28,150.0	3,078	28,150.0	28,150.0	28,150.0	28,150.0	0	135.05
2022-08-04	27,930.94	28,005.09	27,870.05	27,932.20	831019100	28,015.0	28,085.0	27,835.0	27,935.0	4,313	27,880.0	27,880.0	27,880.0	27,880.0	0	133.02
2022-08-03	27,673.00	27,834.70	27,635.92	27,741.90	723339700	27,780.0	28,035.0	27,630.0	27,995.0	4,791	27,990.0	27,990.0	27,990.0	27,990.0	0	133.84
2022-08-02	27,812.48	27,830.58	27,530.60	27,594.73	718210200	27,885.0	27,930.0	27,530.0	27,765.0	3,795	27,755.0	27,755.0	27,755.0	27,755.0	0	133.18
2022-08-01	27,813.82	27,993.35	27,751.59	27,993.35	719464300	28,010.0	28,075.0	27,745.0	27,905.0	3,164	27,905.0	27,905.0	27,905.0	27,905.0	0	131.66
2022-07-29	27,915.22	28,001.80	27,725.24	27,801.64	793450800	28,020.0	28,020.0	27,730.0	28,000.0	4,129	27,990.0	27,990.0	27,990.0	27,990.0	0	133.36
2022-07-28	27,909.15	28,015.68	27,651.99	27,815.48	834648800	28,015.0	28,035.0	27,620.0	27,875.0	4,050	27,865.0	27,865.0	27,865.0	27,865.0	0	134.32
2022-07-27	27,575.16	27,772.97	27,526.10	27,715.75	510697500	27,500.0	28,075.0	27,500.0	28,045.0	4,131	28,000.0	28,000.0	28,000.0	28,000.0	0	136.58
2022-07-26	27,682.20	27,715.78	27,539.05	27,655.21	500287800	27,745.0	27,745.0	27,430.0	27,445.0	2,449	27,425.0	27,425.0	27,425.0	27,425.0	0	136.92
2022-07-25	27,697.77	27,848.59	27,663.26	27,699.25	465158600	27,715.0	27,855.0	27,660.0	27,780.0	2,637	27,755.0	27,755.0	27,755.0	27,755.0	0	136.66
2022-07-22	27,773.14	27,952.25	27,701.25	27,914.66	601362200	27,905.0	27,980.0	27,600.0	27,665.0	3,578	27,640.0	27,640.0	27,640.0	27,640.0	0	135.99
2022-07-21	27,627.88	27,803.00	27,549.56	27,803.00	567028100	27,630.0	27,915.0	27,545.0	27,900.0	3,276	27,880.0	27,880.0	27,880.0	27,880.0	0	137.38
2022-07-20	27,295.95	27,692.85	27,295.95	27,680.26	666583800	27,420.0	27,770.0	27,380.0	27,605.0	4,115	27,575.0	27,575.0	27,575.0	27,575.0	0	138.25
2022-07-19	27,003.83	27,042.44	26,791.71	26,961.68	594409800	26,945.0	27,430.0	26,800.0	27,400.0	3,458	27,350.0	27,350.0	27,350.0	27,350.0	0	138.18
2022-07-15	26,736.08	26,857.77	26,572.55	26,788.47	655438400	26,760.0	27,025.0	26,585.0	27,020.0	3,037	26,945.0	26,945.0	26,945.0	26,945.0	0	138.53
2022-07-14	26,357.32	26,711.78	26,312.79	26,643.39	606317500	26,490.0	26,790.0	26,330.0	26,740.0	3,815	26,685.0	26,685.0	26,685.0	26,685.0	0	138.99
2022-07-13	26,403.79	26,543.07	26,391.82	26,478.77	541279200	26,445.0	26,585.0	26,250.0	26,525.0	3,225	26,475.0	26,475.0	26,475.0	26,475.0	0	137.41
2022-07-12	26,701.00	26,718.67	26,278.28	26,336.66	644292500	26,620.0	26,725.0	26,280.0	26,470.0	4,107	26,435.0	26,435.0	26,435.0	26,435.0	0	136.87
2022-07-11	26,892.73	27,062.09	26,710.59	26,812.30	684833900	26,850.0	27,075.0	26,615.0	26,625.0	2,472	26,575.0	26,575.0	26,575.0	26,575.0	0	137.44
2022-07-08	26,623.85	26,881.75	26,510.53	26,517.19	892526800	26,685.0	26,895.0	26,440.0	26,815.0	3,512	26,675.0	26,675.0	26,675.0	26,675.0	0	136.06
2022-07-07	26,280.94	26,531.97	26,138.83	26,490.53	807013100	26,285.0	26,720.0	26,150.0	26,690.0	2,559	26,672.3	26,672.3	26,672.3	26,672.3	0	136.02
2022-07-06	26,190.40	26,297.98	26,051.19	26,107.65	897466000	26,300.0	26,370.0	26,015.0	26,300.0	3,398	26,285.0	26,285.0	26,285.0	26,285.0	1	135.93
2022-07-05	26,386.23	26,532.51	26,295.07	26,423.47	627956500	26,360.0	26,560.0	26,290.0	26,290.0	5,548	26,270.0	26,270.0	26,270.0	26,270.0	1	135.84
2022-06-30	26,753.28	26,753.28	26,324.70	26,393.04	861070200	26,750.0	26,770.0	26,175.0	26,440.0	5,418	26,425.0	26,425.0	26,425.0	26,425.0	1	135.75
2022-06-29	26,814.23	26,858.68	26,689.37	26,804.60	1011203600	26,805.0	26,905.0	26,655.0	26,660.0	4,580	26,740.0	26,740.0	26,740.0	26,740.0	1	136.56
2022-06-28	26,795.68	27,049.47	26,789.50	27,049.47	733592000	26,760.0	27,275.0	26,715.0	26,800.0	3,729	26,820.0	26,820.0	26,820.0	26,820.0	1	136.14
2022-06-27	26,741.80	26,938.43	26,665.58	26,871.27	657739000	26,925.0	27,005.0	26,675.0	26,755.0	4,026	26,735.0	26,735.0	26,735.0	26,735.0	1	135.45
2022-06-24	26,228.42	26,518.33	26,148.56	26,491.97	726412800	26,210.0	26,935.0	26,140.0	26,930.0	3,774	26,905.0	26,905.0	26,905.0	26,905.0	1	135.20
2022-06-23	26,134.89	26,401.97	26,039.57	26,171.25	656830000	26,230.0	26,415.0	26,035.0	26,255.0	5,159	26,235.0	26,235.0	26,235.0	26,235.0	1	134.95
2022-06-22	26,441.72	26,448.43	26,149.55	26,149.55	663691200	26,555.0	26,555.0	26,005.0	26,260.0	4,191	26,205.0	26,205.0	26,205.0	26,205.0	1	136.16
2022-06-21	26,070.92	26,418.64	25,981.87	26,246.31	653591400	26,060.0	26,550.0	25,525.0	26,500.0	7,707	26,460.0	26,460.0	26,460.0	26,460.0	1	136.67
2022-06-17	25,988.20	26,072.35	25,726.12	25,963.00	1152110900	25,700.0	26,160.0	25,670.0	25,995.0	7,157	25,960.0	25,960.0	25,960.0	25,960.0	1	134.98
2022-06-16	26,715.52	26,947.70	26,431.20	26,431.20	678269900	26,580.0	26,960.0	26,515.0	26,665.0	7,367	26,610.0	26,610.0	26,610.0	26,610.0	1	132.32
2022-06-15	26,625.68	26,637.19	26,321.68	26,326.16	727413700	26,480.0	26,695.0	26,195.0	26,570.0	6,345	26,505.0	26,505.0	26,505.0	26,505.0	1	133.85
2022-06-14	26,555.75	26,656.04	26,358.42	26,629.86	750146000	26,500.0	26,750.0	26,325.0	26,495.0	6,079	26,400.0	26,435.0	26,400.0	26,435.0	1	135.57
2022-06-13	27,369.66	27,388.46	26,949.60	26,987.44	713586400	27,300.0	27,340.0	26,395.0	26,450.0	8,849	26,365.0	26,365.0	26,365.0	26,365.0	0	134.42
2022-06-10	27,996.35	28,044.45	27,795.17	27,824.29	797495200	28,055.0	28,120.0	27,320.0	27,390.0	6,665	27,330.0	27,330.0	27,330.0	27,330.0	0	134.38
2022-06-09	28,189.35	28,389.42	28,189.35	28,246.53	803036000	28,150.0	28,405.0	27,970.0	27,970.0	4,738	28,145.0	28,405.0	27,970.0	27,970.0	1	134.40
2022-06-08	28,100.26	28,234.29	28,090.41	28,234.29	786796900	28,155.0	28,285.0	28,085.0	28,150.0	4,789	28,155.0	28,285.0	28,085.0	28,150.0	27,393	134.24
2022-06-07	27,984.79	28,094.73	27,863.71	27,943.95	682518100	28,045.0	28,220.0	27,865.0	28,210.0	7,955	28,040.0	28,220.0	27,865.0	28,210.0	48,545	132.64
2022-06-06	27,549.64	27,979.54	27,525.48	27,915.89	567646500	27,575.0	28,115.0	27,525.0	28,025.0	10,406	27,570.0	28,120.0	27,520.0	28,025.0	42,051	131.91
2022-06-02	27,340.52	27,450.47	27,251.24	27,413.88	636439200	27,470.0	27,785.0	27,260.0	27,780.0	5,782	27,495.0	27,785.0	27,260.0	27,775.0	31,642	129.87
2022-06-01	27,295.63	27,481.94	27,295.63	27,457.89	757603900	27,190.0	27,620.0	27,185.0	27,440.0	4,406	27,230.0	27,615.0	27,180.0	27,430.0	32,675	130.15
2022-05-31	27,318.09	27,456.68	27,250.70	27,279.80	1417868500	27,165.0	27,485.0	27,065.0	27,185.0	6,489	27,155.0	27,470.0	27,055.0	27,180.0	44,990	128.70
2022-05-27	26,947.80	26,996.70	26,731.60	26,781.68	693125000	26,930.0	27,175.0	26,740.0	27,145.0	4,875	26,920.0	27,170.0	26,730.0	27,140.0	28,169	127.13
2022-05-26	26,685.02	26,895.90	26,598.74	26,604.84	645123400	26,795.0	27,035.0	26,605.0	26,975.0	3						



DATE	N225		DOW		S&P500		OIL		GOLD		香港ハンセン指数	
	Close	3/23=100%	Close	3/23=100%	Close	3/23=100%	Close	3/23=100%	Close	3/23=100%	Close	3/23=100%
2022/8/19	28930	103.17%	33707	98.10%	4228.48	94.89%	90.77	78.98%	1746.67	89.79%	19773.03	89.25%
2022/8/18	28942	103.22%	33999	98.95%	4283.74	96.13%	90.50	78.74%	1758.47	90.40%	19763.91	89.21%
2022/8/17	29223	104.22%	33980	98.90%	4274.04	95.91%	88.11	76.66%	1762.15	90.59%	19922.45	89.93%
2022/8/16	28869	102.96%	34152	99.40%	4305.2	96.61%	86.53	75.29%	1775.48	91.27%	19830.52	89.51%
2022/8/15	28872	102.97%	33912	98.70%	4297.14	96.43%	89.41	77.80%	1779.55	91.48%	20040.86	90.46%
2022/8/12	28547	101.81%	33761	98.26%	4280.15	96.05%	92.09	80.13%	1801.44	92.61%	20175.62	91.07%
2022/8/10	27819	99.21%	33310	96.95%	4210.24	94.48%	91.93	79.99%	1792.29	92.14%	19610.84	88.52%
2022/8/9	28000	99.86%	32774	95.39%	4122.47	92.51%	90.50	78.74%	1794.44	92.25%	20003.44	90.29%
2022/8/8	28249	100.75%	32833	95.56%	4140.06	92.90%	90.76	78.97%	1789.15	91.98%	20045.77	90.48%
2022/8/5	28176	100.48%	32803	95.47%	4145.19	93.02%	89.01	77.45%	1773.49	91.17%	20201.94	91.19%
2022/8/4	27932	99.61%	32727	95.25%	4151.94	93.17%	88.54	77.04%	1791.25	92.08%	20174.04	91.06%
2022/8/3	27742	98.94%	32813	95.50%	4155.17	93.24%	90.66	78.88%	1765.63	90.77%	19767.09	89.23%
2022/8/2	27595	98.41%	32396	94.29%	4091.19	91.81%	94.42	82.15%	1761.35	90.55%	19689.21	88.87%
2022/8/1	27993	99.83%	32798	95.46%	4118.63	92.42%	93.89	81.69%	1772.24	91.11%	20165.84	91.03%
2022/7/29	27802	99.15%	32845	95.60%	4130.29	92.69%	98.62	85.81%	1761.04	90.53%	20156.51	90.98%
2022/7/28	27815	99.20%	32530	94.68%	4072.43	91.39%	96.42	83.89%	1756.07	90.28%	20622.68	93.09%
2022/7/27	27716	98.84%	32198	93.71%	4023.61	90.29%	97.26	84.63%	1734.47	89.17%	20670.04	93.30%
2022/7/26	27655	98.63%	31762	92.44%	3921.05	87.99%	94.98	82.64%	1717.53	88.30%	20905.88	94.37%
2022/7/25	27699	98.78%	31990	93.11%	3966.84	89.02%	96.70	84.14%	1719.74	88.41%	20562.94	92.82%
2022/7/22	27915	99.55%	31899	92.84%	3961.63	88.90%	94.70	82.40%	1724.16	88.64%	20609.14	93.03%
2022/7/21	27803	99.15%	32037	93.24%	3998.95	89.74%	96.35	83.83%	1718.34	88.34%	20574.63	92.87%
2022/7/20	27680	98.72%	31875	92.77%	3959.9	88.86%	102.26	88.98%	1696.61	87.22%	20890.22	94.30%
2022/7/19	26962	96.15%	31827	92.63%	3936.69	88.34%	104.22	90.68%	1711.72	88.00%	20661.06	93.26%
2022/7/15	26788	95.54%	31288	91.06%	3863.16	86.69%	97.59	84.91%	1705.80	87.69%	20297.72	91.62%
2022/7/14	26643	95.02%	30630	89.15%	3790.38	85.06%	95.78	83.34%	1709.94	87.90%	20751.21	93.67%
2022/7/13	26479	94.43%	30773	89.56%	3801.78	85.31%	96.30	83.79%	1735.66	89.23%	20797.95	93.88%
2022/7/12	26337	93.92%	30981	90.17%	3818.8	85.70%	95.84	83.39%	1726.21	88.74%	20844.74	94.09%
2022/7/11	26812	95.62%	31174	90.73%	3854.43	86.50%	104.09	90.57%	1734.07	89.15%	21124.20	95.35%
2022/7/8	26517	94.57%	31338	91.21%	3899.38	87.50%	104.79	91.18%	1741.52	89.53%	21725.78	98.07%
2022/7/7	26491	94.47%	31385	91.34%	3902.62	87.58%	102.73	89.38%	1740.23	89.46%	21643.58	97.70%
2022/7/6	26108	93.11%	31038	90.33%	3845.08	86.29%	98.53	85.73%	1739.30	89.41%	21586.66	97.44%
2022/7/5	26423	94.23%	30968	90.13%	3831.39	85.98%	99.50	86.57%	1764.79	90.72%	21853.07	98.64%
2022/7/30	26393	94.13%	30775	89.57%	3785.38	84.95%	105.76	92.02%	1807.22	92.91%	21859.79	98.67%
2022/7/29	26805	95.59%	31029	90.31%	3818.83	85.70%	109.78	95.52%	1817.92	93.46%	21996.89	99.29%
2022/7/28	27049	96.47%	30947	90.07%	3821.55	85.76%	111.76	97.24%	1819.95	93.56%	22418.97	101.20%
2022/7/27	26871	95.83%	31438	91.50%	3900.11	87.52%	109.57	95.34%	1822.78	93.71%	22029.52	100.34%
2022/7/24	26492	94.48%	31501	91.68%	3911.74	87.78%	107.62	93.64%	1823.80	93.76%	21719.06	98.04%
2022/7/23	26171	93.33%	30677	89.29%	3795.73	85.18%	104.27	90.72%	1822.67	93.70%	21273.87	96.03%
2022/7/22	26150	93.26%	30483	88.72%	3759.89	84.37%	106.19	92.40%	1837.94	94.49%	21008.34	94.83%
2022/7/21	26246	93.60%	30530	88.86%	3764.79	84.48%	110.65	96.28%	1833.13	94.24%	21559.59	97.32%
2022/7/17	25963	92.99%	29889	86.99%	3674.84	82.47%	109.56	95.33%	1837.12	94.44%	21075.00	95.13%
2022/7/16	26431	94.26%	29927	87.10%	3666.77	82.28%	117.59	102.31%	1856.73	95.45%	20845.43	94.09%
2022/7/15	26326	93.89%	30669	89.26%	3789.99	85.05%	115.31	100.33%	1833.89	94.28%	21308.21	96.18%
2022/7/14	26630	94.97%	30365	88.38%	3735.48	83.83%	118.93	103.48%	1808.26	92.96%	21067.99	95.10%
2022/7/13	26987	96.25%	30517	88.82%	3749.63	84.14%	120.93	105.22%	1819.53	93.54%	21067.58	95.10%
2022/7/10	27824	99.23%	31393	91.37%	3900.86	87.54%	120.67	104.99%	1871.95	96.23%	21806.18	98.43%
2022/6/9	28247	100.74%	32273	93.93%	4017.82	90.16%	121.51	105.73%	1847.95	95.00%	21869.05	98.71%
2022/6/8	28234	100.69%	32911	95.79%	4115.77	92.36%	122.11	106.25%	1853.17	95.27%	22014.59	99.37%
2022/6/7	27944	99.66%	33180	96.57%	4160.68	93.37%	119.41	103.90%	1852.42	95.23%	21531.67	97.19%
2022/6/6	27916	99.56%	32916	95.80%	4121.43	92.49%	118.50	103.11%	1841.71	94.68%	21653.90	97.74%
2022/6/2	27414	97.77%	33248	96.77%	4176.82	93.73%	116.87	101.69%	1868.65	96.06%	21082.13	95.16%
2022/6/1	27458	97.92%	32813	95.50%	4101.23	92.03%	115.26	100.29%	1846.41	94.92%	21294.94	96.12%
2022/5/31	27280	97.29%	32990	96.02%	4132.15	92.73%	114.67	99.77%	1837.64	94.47%	21415.20	96.66%
2022/5/27	26782	95.51%	33213	96.67%	4158.24	93.31%	115.07	100.12%	1853.50	95.29%	20697.36	93.42%
2022/5/26	26605	94.88%	32637	94.99%	4057.84	91.06%	114.09	99.27%	1850.82	95.15%	20116.20	90.80%
2022/5/25	26678	95.14%	32120	93.49%	3978.73	89.28%	110.33	96.00%	1853.31	95.28%	20171.27	91.05%
2022/5/24	26748	95.39%	31929	92.93%	3941.48	88.45%	109.77	95.51%	1866.54	95.96%	20112.10	90.78%
2022/5/23	27002	96.30%	31880	92.79%	3973.75	89.17%	110.29	95.96%	1853.58	95.29%	20470.06	92.40%
2022/5/20	26739	95.36%	31262	90.99%	3901.36	87.55%	113.23	98.52%	1844.71	94.83%	20171.24	93.51%
2022/5/19	26403	94.16%	31253	90.96%	3900.79	87.54%	112.21	97.63%	1842.14	94.70%	20120.68	90.82%
2022/5/18	26911	95.97%	31490	91.65%	3923.68	88.05%	109.59	95.35%	1816.62	93.39%	20644.28	93.18%
2022/5/17	26660	95.08%	32655	95.04%	4088.85	91.76%	112.40	97.80%	1815.07	93.31%	20602.52	93.00%
2022/5/16	26547	94.68%	32223	93.79%	4008.01	89.94%	114.20	99.36%	1824.00	93.77%	19950.21	90.05%
2022/5/12	25749	91.83%	31730	92.35%	3930.08	88.19%	106.13	92.34%	1821.81	93.66%	19380.34	87.48%
2022/5/11	26214	93.49%	31834	92.65%	3935.18	88.31%	105.71	91.98%	1852.53	95.24%	19824.57	89.48%
2022/5/10	26167	93.32%	32161	93.60%	4001.05	89.79%	99.76	86.80%	1838.33	94.51%	19633.69	88.62%
2022/5/6	27004	96.30%	32899	95.75%	4123.34	92.53%	109.77	95.51%	1880.92	96.69%	20001.96	90.29%
2022/4/28	26848	95.75%	33916	98.71%	4287.5	96.21%	105.36	91.67%	1894.55	97.40%	20276.17	91.52%
2022/4/27	26387	94.10%	33302	96.92%	4183.96	93.89%	102.02	88.77%	1885.96	96.95%	19946.36	90.03%
2022/4/26	26700	95.22%	33240	96.75%	4175.2	93.69%	101.70	88.49%	1905.32	97.95%	19934.71	89.98%
2022/4/25	26591	94.83%	34049	99.10%	4296.12	96.41%	98.54	85.74%	1898.15	97.58%	19869.34	89.69%
2022/4/22	27105	96.67%	33811	98.41%	4271.78	95.86%	102.07	88.81%	1932.65	99.35%	20638.52	93.16%
2022/4/21	27553	98.26%	34793	101.26%	4393.66	98.60%	103.79	90.31%	1951.40	100.32%	20682.22	93.36%
2022/4/20	27218	97.07%	35161	102.34%	4459.45	100.07%	102.75	89.40%	1957.63	100.64%	20944.67	94.54%
2022/4/19	26985	96.24%	34911	101.61%	4462.21	100.13%	102.56	89.24%	1950.15	100.25%	21027.76	94.92%
2022/4/14	27172	96.90%	34451	100.27%	4392.59	98.57%	106.95	93.06%	1973.50	101.45%	21518.08	97.13%
2022/4/13	26843	95.73%	34565	100.60%	4446.59	99.78%	104.25	90.71%	1978.19	101.70%	21374.37	96.48%
2022/4/12	26335	93.92%	34220	99.60%	4397.45	98.68%	100.60	87.53%	1966.62	101.10%	21319.13	96.23%
2022/4/11	26822	95.65%	34308	99.85%	4412.53	99.02%	94.29	82.04%	1953.77	100.44%	21208.30	95.73%
2022/4/7	26889	95.89%	34584	100.66%	4500.21	100.99%	96.03	83.56%	1931.58	99.30%	21808.98	98.44%
2022/4/6	27350	97.54%	34497	100.40%	4481.15	100.56%	96.23	83.73%	1925.36	98.98%	22080.52	99.67%
2022/4/4	27736	98.92%	34922	101.64%	4582.64	102.84%	103.28	89.86%	1932.74	99.36%	22502.31	101.57%
2022/4/1	27666	98.67%	34818	101.34%	4545.86	102						

# 過去5日及び過去4週の4本値と各種ピボット

# 2022/08/15 ~ 2022/08/19

USD/JPY										Demark										Pivot										Fibonacci Zone									
当日のOHLCLから計算される翌日の										TD Range Projection										TD pivot points																			
日足	Open	High	Low	Close	値幅/日	引け形態	真の高値	真の安値	予想高値	予想安値	予想高値	予想安値	StopLoss	Support	Pivot	Resistance	StopLoss	3-days AVG	Support Zone 2	Support Zone 1	BP	Resistance Zone 1	Resistance Zone 2																
													LBOp	S2	S1	PP	R1	R2	HBOP																				
2022/08/15	133.50	133.60	132.56	133.24	104p	陰線引け	-	-	-	-	-	-	131.66	132.11	132.70	133.15	133.73	134.18	134.77																				
2022/08/16	133.28	134.68	132.96	133.24	172p	陽線引け	134.68	132.96	135.32	133.60	135.32	133.60	131.52	132.24	133.24	133.96	134.96	135.68	136.68																				
2022/08/17	134.24	135.50	133.92	134.11	158p	陽線引け	135.50	133.92	136.09	134.51	136.09	134.51	132.60	133.26	134.18	134.84	135.76	136.42	137.35	133.98	Bull	132.65	~ 133.26																
2022/08/18	135.11	135.90	134.65	135.88	125p	陽線引け	135.90	134.65	136.52	135.27	136.52	135.27	133.81	134.23	135.05	135.48	136.30	136.73	137.55	134.76	Bull	133.75	~ 134.23																
2022/08/19	135.88	137.22	135.72	136.79	150p	陽線引け	137.22	135.72	137.76	136.26	137.76	136.26	134.43	135.08	135.93	136.58	137.44	138.08	138.94	135.63	Bull	134.50	~ 135.08																
週足	Open	High	Low	Close	値幅/週	引け形態	真の高値	真の安値	予想高値	予想安値	予想高値	予想安値	LBOp	S2	S1	PP	R1	R2	HBOP	3-days AVG	Support Zone 2	Support Zone 1	BP	Resistance Zone 1	Resistance Zone 2														
2022/07/25 ~ 2022/07/29	136.17	137.46	132.51	133.36	494p	陽線引け	-	-	-	-	-	-	126.48	129.50	131.43	134.44	136.37	139.39	141.32																				
2022/08/01 ~ 2022/08/05	133.22	135.50	130.40	135.05	509p	陽線引け	135.50	132.51	136.76	133.78	137.82	132.73	126.71	128.56	131.80	133.65	136.89	138.74	141.99																				
2022/08/08 ~ 2022/08/12	135.11	135.55	131.73	133.49	382p	陰線引け	135.55	131.73	134.52	130.70	134.52	130.70	127.81	129.77	131.63	133.59	135.45	137.41	139.27	133.89	Bear	128.32	~ 129.77	131.23	~ 131.68														
2022/08/15 ~ 2022/08/19	133.50	137.22	132.56	136.79	466p	陽線引け	137.22	132.56	139.34	134.68	139.34	134.68	129.16	130.86	133.83	135.53	138.49	140.19	143.15	134.25	Bull	129.08	~ 130.86	132.64	~ 133.19														

EUR/JPY										Demark										Pivot										Fibonacci Zone									
当日のOHLCLから計算される翌日の										TD Range Projection										TD pivot points																			
日足	Open	High	Low	Close	値幅/日	引け形態	真の高値	真の安値	予想高値	予想安値	予想高値	予想安値	StopLoss	Support	Pivot	Resistance	StopLoss	3-days AVG	Support Zone 2	Support Zone 1	BP	Resistance Zone 1	Resistance Zone 2																
													LBOp	S2	S1	PP	R1	R2	HBOP																				
2022/08/15	136.97	137.08	135.28	135.44	180p	陰線引け	-	-	-	-	-	-	132.99	134.14	134.79	135.93	136.58	137.73	138.38																				
2022/08/16	135.43	136.92	134.95	136.50	197p	陽線引け	136.92	134.95	137.69	135.73	137.69	135.73	133.36	134.16	135.33	136.12	137.29	138.09	139.26																				
2022/08/17	136.52	137.88	136.27	137.50	161p	陽線引け	137.88	136.27	138.49	136.89	138.49	136.89	134.95	135.61	136.56	137.22	138.16	138.82	139.77	136.42	Bull	135.00	~ 135.61																
2022/08/18	137.50	137.65	136.57	137.07	108p	陰線引け	137.65	136.57	137.36	136.28	137.36	136.28	135.46	136.01	136.54	137.10	137.63	138.18	138.71	136.81	Bull	135.60	~ 136.01																
2022/08/19	137.09	137.96	136.95	137.35	102p	陽線引け	137.96	136.95	138.16	137.15	138.16	137.15	135.86	136.40	136.87	137.42	137.89	138.44	138.91	137.24	Bull	136.01	~ 136.40																
週足	Open	High	Low	Close	値幅/週	引け形態	真の高値	真の安値	予想高値	予想安値	予想高値	予想安値	LBOp	S2	S1	PP	R1	R2	HBOP	3-days AVG	Support Zone 2	Support Zone 1	BP	Resistance Zone 1	Resistance Zone 2														
2022/07/25 ~ 2022/07/29	139.14	140.07	135.56	136.31	451p	陰線引け	-	-	-	-	-	-	130.04	132.80	134.55	137.31	139.06	141.82	143.57																				
2022/08/01 ~ 2022/08/05	136.21	137.76	133.41	137.46	435p	陽線引け	137.76	133.41	138.71	136.51	139.78	135.43	130.32	131.86	134.66	136.21	139.01	140.55	143.35																				
2022/08/08 ~ 2022/08/12	137.45	138.72	136.30	136.96	242p	陰線引け	138.72	136.30	137.84	135.42	137.84	135.42	133.52	134.91	135.94	137.33	138.35	139.75	140.77	136.95	Bull	133.99	~ 134.91	135.83	~ 136.12														
2022/08/15 ~ 2022/08/19	136.97	137.96	134.95	137.35	301p	陽線引け	137.96	134.95	139.16	136.15	139.16	136.15	132.53	133.74	135.54	136.75	138.55	139.76	141.56	136.76	Bear	132.59	~ 133.74	134.89	~ 135.25														

EUR/USD										Demark										Pivot										Fibonacci Zone									
当日のOHLCLから計算される翌日の										TD Range Projection										TD pivot points																			
日足	Open	High	Low	Close	値幅/日	引け形態	真の高値	真の安値	予想高値	予想安値	予想高値	予想安値	StopLoss	Support	Pivot	Resistance	StopLoss	3-days AVG	Support Zone 2	Support Zone 1	BP	Resistance Zone 1	Resistance Zone 2																
													LBOp	S2	S1	PP	R1	R2	HBOP																				
2022/08/15	1.0260	1.0268	1.0155	1.0162	113p	陰線引け	-	-	-	-	-	-	1.0008	1.0082	1.0122	1.0195	1.0235	1.0308	1.0348																				
2022/08/16	1.0161	1.0195	1.0123	1.0168	72p	陽線引け	1.0195	1.0123	1.0217	1.0146	1.0217	1.0146	1.0057	1.0090	1.0129	1.0162	1.0201	1.0234	1.0273																				
2022/08/17	1.0170	1.0203	1.0146	1.0177	57p	陽線引け	1.0203	1.0146	1.0219	1.0162	1.0219	1.0162	1.0091	1.0118	1.0148	1.0175	1.0205	1.0233	1.0262	1.0177	Bear	1.0096	~ 1.0118																
2022/08/18	1.0177	1.0193	1.0081	1.0088	112p	陰線引け	1.0193	1.0081	1.0140	1.0028	1.0140	1.0028	0.9936	1.0008	1.0048	1.0021	1.0160	1.0233	1.0272	1.0153	Bear	0.9966	~ 1.0008																
2022/08/19	1.0089	1.0095	1.0032	1.0041	63p	陰線引け	1.0095	1.0032	1.0068	1.0005	1.0068	1.0005	0.9953	0.9993	1.0017	1.0056	1.0080	1.0119	1.0143	1.0117	Bear	0.9969	~ 1.0008																
週足	Open	High	Low	Close	値幅/週	引け形態	真の高値	真の安値	予想高値	予想安値	予想高値	予想安値	LBOp	S2	S1	PP	R1	R2	HBOP	3-days AVG	Support Zone 2	Support Zone 1	BP	Resistance Zone 1	Resistance Zone 2														
2022/07/25 ~ 2022/07/29	1.0218	1.0258	1.0097	1.0221	161p	陽線引け	-	-	-	-	-	-	0.9965	1.0031	1.0126	1.0192	1.0287	1.0353	1.0448																				
2022/08/01 ~ 2022/08/05	1.0221	1.0294	1.0123	1.0178	171p	陽線引け	1.0294	1.0123	1.0236	1.0039	1.0236	1.0065	0.9932	1.0027	1.0103	1.0198	1.0274	1.0369	1.0445																				
2022/08/08 ~ 2022/08/12	1.0175	1.0368	1.0159	1.0261	209p	陽線引け	1.0368	1.0159	1.0418	1.0210	1.0418	1.0210	0.9949	1.0054	1.0157	1.0263	1.0366	1.0471	1.0574	1.0218	Bull	0.9974	~ 1.0054	1.0134	~ 1.0158														
2022/08/15 ~ 2022/08/19	1.0260	1.0268	1.0032	1.0041	236p	陰線引け	1.0268	1.0032	1.0154	0.9918	1.0154	0.9918	0.9723	0.9878	0.9959	1.0114	1.0195	1.0350	1.0431	1.0192	Bear	0.9787	~ 0.9878	0.9968	~ 0.9996														

GBP/JPY										Demark										Pivot										Fibonacci Zone									
当日のOHLCLから計算される翌日の										TD Range Projection										TD pivot points																			
日足	Open	High	Low	Close	値幅/日	引け形態	真の高値	真の安値	予想高値	予想安値	予想高値	予想安値	StopLoss	Support	Pivot	Resistance	StopLoss	3-days AVG	Support Zone 2	Support Zone 1	BP	Resistance Zone 1	Resistance Zone 2																
													LBOp	S2	S1	PP	R1	R2	HBOP																				
2022/08/15	161.99	162.09	160.36	160.72	173p	陰線引け	-	-	-	-	-	-	158.29	159.33	160.02	161.06	161.75	162.78	163.48																				
2022/08/16	160.71	162.74	160.09	162.34	265p	陽線引け	162.74	160.09	163.86	161.22	163.86	161.22	158.06	159.08	160.71	161.72	163.35	164.37	166.00																				
2022/08/17	162.33	163.57	162.18	162.82	139p	陽線引け	163.57	162.18	163.89	162.50	163.89	162.50	160.76	161.47	162.14	162.86	163.53	164.24	164.92	161.88	Bull	160.94	~ 161.47																
2022/08/18	162.80	163.25	161.69	162.12	156p	陰線引け	163.25	161.69	162.68	161.13	162.68	161.13	159.90	160.79	161.46	162.35	163.01	163.91	164.57	162.31	Bull	160.20	~ 160.79																
2022/08/19	162.12	162.84	161.64	161.83	119p	陰線引け	162.84	161.64	162.33	161.14	162.33	161.14	160.18	160.91	161.37	162.10	162.56	163.29	163.75	162.44	Bear	160.46	~ 160.91																
週足	Open	High	Low	Close	値幅/週	引け形態	真の高値	真の安値	予想高値	予想安値	予想高値	予想安値	LBOp	S2	S1	PP	R1	R2	HBOP	3-days AVG	Support Zone 2	Support Zone 1	BP	Resistance Zone 1	Resistance Zone 2														
2022/07/25 ~ 2022/07/29	163.45	166.32	161.55	162.40	477p	陰線引け	-	-	-	-	-	-	155.76	158.65	160.35	163.43	165.30	168.20	170.07																				
2022/08/01 ~ 2022/08/05	162.20	163.87	159.45	163.01	442p	陽線引け	163.87	159.45	164.60	162.28	165.65	161.23	155.93	157.69	160.35	162.11	164.77	166.53	169.19																				
2022/08/08 ~ 2022/08/12	163.02	163.93	161.27	162.01	266p	陰線引け	163.93	161.27	162.97	160.31	162.97	160.31	158.22	159.74	160.88	162.40	163.54	165.06	166.20	162.65	Bear	158.73	~ 159.74	160.76	~ 161.07														
2022/08/15 ~ 2022/08/19	161.99	163.57	160.09	161.83	347p	陰線引け	163.57	160.09	162.70	159.22	162.70	159.22	156.62	158.36	160.09	161.83	163.57	165.31	167.04	162.11	Bear	157.03	~ 158.36	159.68	~ 160.09														

GBP/USD										Demark										Pivot										Fibonacci Zone									

# IMM扱い8通貨/ダウ/日経/金/オイル/主要クロス円の過去5日及び過去5週の4本値

AUDUSD					CADUSD					CHFUSD				
Date	Open	High	Low	Close	Date	Open	High	Low	Close	Date	Open	High	Low	Close
2022/08/19	0.6917	0.6920	0.6859	0.6876	2022/08/19	0.7725	0.7725	0.7687	0.7696	2022/08/19	1.0452	1.0467	1.0419	1.0432
2022/08/18	0.6935	0.6970	0.6899	0.6916	2022/08/18	0.7743	0.7763	0.7713	0.7724	2022/08/18	1.0510	1.0529	1.0448	1.0453
2022/08/17	0.7023	0.7027	0.6911	0.6935	2022/08/17	0.7784	0.7796	0.7730	0.7743	2022/08/17	1.0531	1.0545	1.0479	1.0507
2022/08/16	0.7024	0.7040	0.6991	0.7024	2022/08/16	0.7752	0.7794	0.7735	0.7783	2022/08/16	1.0569	1.0577	1.0511	1.0530
2022/08/15	0.7119	0.7125	0.7011	0.7023	2022/08/15	0.7828	0.7831	0.7732	0.7752	2022/08/15	1.0623	1.0627	1.0558	1.0570

CNYUSD					EURUSD					GBPUSD				
Date	Open	High	Low	Close	Date	Open	High	Low	Close	Date	Open	High	Low	Close
2022/08/19	0.1470	0.1470	0.1464	0.1466	2022/08/19	1.0089	1.0095	1.0032	1.0041	2022/08/19	1.1931	1.1936	1.1792	1.1831
2022/08/18	0.1473	0.1474	0.1468	0.1470	2022/08/18	1.0177	1.0193	1.0081	1.0088	2022/08/18	1.2050	1.2079	1.1923	1.1931
2022/08/17	0.1472	0.1476	0.1470	0.1473	2022/08/17	1.0170	1.0203	1.0146	1.0177	2022/08/17	1.2092	1.2141	1.2028	1.2051
2022/08/16	0.1468	0.1472	0.1466	0.1470	2022/08/16	1.0161	1.0195	1.0123	1.0168	2022/08/16	1.2058	1.2118	1.2009	1.2093
2022/08/15	0.1484	0.1485	0.1474	0.1475	2022/08/15	1.0260	1.0268	1.0155	1.0162	2022/08/15	1.2137	1.2148	1.2051	1.2058

JPYUSD					MXNUSD					NZDUSD				
Date	Open	High	Low	Close	Date	Open	High	Low	Close	Date	Open	High	Low	Close
2022/08/19	0.0074	0.0074	0.0073	0.0073	2022/08/19	0.0497	0.0497	0.0493	0.0496	2022/08/19	0.6257	0.6258	0.6166	0.6173
2022/08/18	0.0074	0.0074	0.0074	0.0074	2022/08/18	0.0501	0.0502	0.0496	0.0497	2022/08/18	0.6281	0.6312	0.6247	0.6257
2022/08/17	0.0074	0.0075	0.0074	0.0074	2022/08/17	0.0502	0.0503	0.0498	0.0501	2022/08/17	0.6343	0.6383	0.6259	0.6280
2022/08/16	0.0075	0.0075	0.0074	0.0074	2022/08/16	0.0504	0.0505	0.0501	0.0502	2022/08/16	0.6365	0.6371	0.6317	0.6343
2022/08/15	0.0075	0.0075	0.0075	0.0075	2022/08/15	0.0504	0.0505	0.0500	0.0504	2022/08/15	0.6451	0.6456	0.6356	0.6365

Nikkei 225 - Japan (NIX)					出来高	
Date	Open	High	Low	Close	(ドル建て終値)	
2022/08/19	29095.71	29150.80	28913.05	28930.33	211.49	0 1069143100
2022/08/18	28957.40	28999.64	28846.79	28942.14	213.00	474121700 1026483400
2022/08/17	28952.65	29222.77	28952.65	29222.77	216.30	665741200 1177694100
2022/08/16	28829.53	28928.16	28752.88	28868.91	215.06	501287200 1014064900
2022/08/15	28623.78	28897.07	28623.78	28871.78	216.62	536819200 1042467600
週4本値	28623.78	29222.77	28623.78	28930.33	211.49	(N225銘柄計) (東証一部全体計)

XAUUSD				
Date	Open	High	Low	Close
2022/08/19	1759.10	1759.30	1745.66	1746.67
2022/08/18	1762.40	1772.45	1755.46	1758.47
2022/08/17	1775.88	1782.38	1759.89	1762.15
2022/08/16	1780.12	1783.19	1771.63	1775.48
2022/08/15	1801.90	1802.47	1773.07	1779.55
週4本値	1801.90	1802.47	1745.66	1746.67

Dow Jones Industrial - USA (DJIA)					出来高
Date	Open	High	Low	Close	
2022/08/19	33904.69	33904.69	33627.09	33706.74	293990000
2022/08/18	33981.86	34043.83	33844.46	33999.04	282550000
2022/08/17	34029.55	34161.01	33828.41	33980.32	281390000
2022/08/16	33924.35	34281.36	33852.57	34152.01	288670000
2022/08/15	33710.70	33954.71	33582.96	33912.44	262670000
週4本値	33710.70	34281.36	33582.96	33706.74	

Historical Data by  
  
 Arrangement by  
<https://fx.najirane.com>

Crude Light Oil					出来高
Date	Open	High	Low	Close	
2022/08/19	90.39	92.09	88.38	90.77	80029
2022/08/18	87.39	91.46	87.32	90.50	80029
2022/08/17	87.10	89.16	85.88	88.11	230346
2022/08/16	87.93	90.65	85.73	86.53	305366
2022/08/15	91.94	92.10	86.82	89.41	275443
週4本値	91.94	92.10	85.73	90.77	

USDJPY					EURJPY					GBPJPY				
日付	始値	高値	安値	終値	日付	始値	高値	安値	終値	日付	始値	高値	安値	終値
2022/08/19	135.88	137.22	135.72	136.79	2022/08/19	137.09	137.96	136.95	137.35	2022/08/19	162.12	162.84	161.64	161.83
2022/08/18	135.11	135.90	134.65	135.88	2022/08/18	137.50	137.65	136.57	137.07	2022/08/18	162.80	163.25	161.69	162.12
2022/08/17	134.24	135.50	133.92	135.11	2022/08/17	136.52	137.88	136.27	137.50	2022/08/17	162.33	163.57	162.18	162.82
2022/08/16	133.28	134.68	132.96	134.24	2022/08/16	135.43	136.92	134.95	136.50	2022/08/16	160.71	162.74	160.09	162.34
2022/08/15	133.50	133.60	132.56	133.28	2022/08/15	136.97	137.08	135.28	135.44	2022/08/15	161.99	162.09	160.36	160.72

USDJPY Weekly					EURJPY Weekly					GBPJPY Weekly				
日付	始値	高値	安値	終値	日付	始値	高値	安値	終値	日付	始値	高値	安値	終値
2022/08/19	133.50	137.22	132.56	136.79	2022/08/19	136.97	137.96	134.95	137.35	2022/08/19	161.99	163.57	160.09	161.83
2022/08/12	135.11	135.55	131.73	133.49	2022/08/12	137.45	138.72	136.30	136.96	2022/08/12	163.02	163.93	161.27	162.01
2022/08/05	133.22	135.50	130.40	135.05	2022/08/05	136.21	137.76	133.41	137.46	2022/08/05	162.20	163.87	159.45	163.01
2022/07/29	136.17	137.46	132.51	133.36	2022/07/29	139.14	140.07	135.56	136.31	2022/07/29	163.45	166.32	161.55	162.40
2022/07/22	138.58	138.88	135.57	135.99	2022/07/22	139.75	142.31	138.79	138.87	2022/07/22	164.41	166.25	163.01	163.16



# 先週のIMM取り扱い対ドル8通貨チャート

※ 赤点線は週最高値/青点線は週最低値、BB中心線はSMA21

2022/08/15 ~ 2022/08/19

Chart by OANDA Japan MetaTrader4

