

JAPANESE YEN - CHICAGO MERCANTILE EXCHANGE

Code-097741

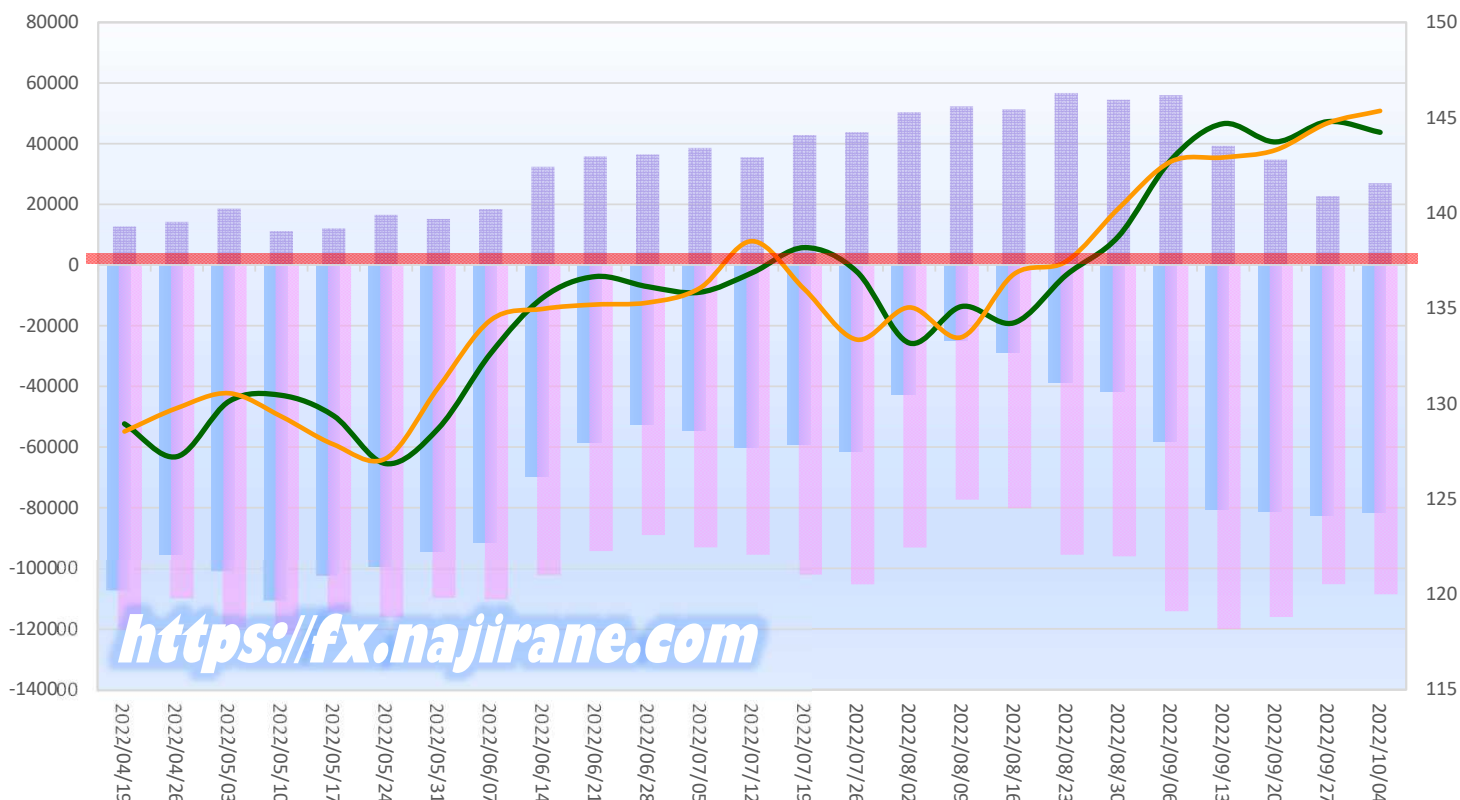
2022/04/12 ~ 2022/10/04

2022/10/07 NYクローズ時公表値

Report_Date	Non Commercial Positions												参考引け値	
	Long	増減	増減(%)	Short	増減	増減(%)	売り越し	増減	増減(%)	売買計	増減	増減(%)	10/4(火)	10/7(金)
2022/10/04	26962	4256	18.7%	108585	3323	3.2%	81623	-933	-1.1%	135547	7579	5.9%	144.24	145.36
2022/09/27	22706	-12061	-34.7%	105262	-10785	-9.3%	82556	1276	1.6%	127968	-22846	-15.1%	144.79	144.72
2022/09/20	34767	-4556	-11.6%	116047	-3968	-3.3%	81280	588	0.7%	150814	-8524	-5.3%	143.73	143.30
2022/09/13	39323	-16679	-29.8%	120015	5824	5.1%	80692	22503	38.7%	159338	-10855	-6.4%	144.69	142.91
2022/09/06	56002	1489	2.7%	114191	18147	18.9%	58189	16658	40.1%	170193	19636	13.0%	142.78	142.69
2022/08/30	54513	-2221	-3.9%	96044	503	0.5%	41531	2724	7.0%	150557	-1718	-1.1%	138.78	140.24
2022/08/23	56734	5426	10.6%	95541	15342	19.1%	38807	9916	34.3%	152275	20768	15.8%	136.74	137.46
2022/08/16	51308	-1025	-2.0%	80199	2834	3.7%	28891	3859	15.4%	131507	1809	1.4%	134.24	136.79
2022/08/09	52333	1900	3.8%	77365	-15821	-17.0%	25032	-17721	-41.4%	129698	-13921	-9.7%	135.10	133.49
2022/08/02	50433	6621	15.1%	93186	-12107	-11.5%	42753	-18728	-30.5%	143619	-5486	-3.7%	133.18	135.05
2022/07/26	43812	932	2.2%	105293	3188	3.1%	61481	2256	3.8%	149105	4120	2.8%	136.92	133.36
2022/07/19	42880	7347	20.7%	102105	6574	6.9%	59225	-773	-1.3%	144985	13921	10.6%	138.18	135.99
2022/07/12	35533	-3127	-8.1%	95531	2426	2.6%	59998	5553	10.2%	131064	-701	-0.5%	136.87	138.53
2022/07/05	38660	2198	6.0%	93105	4073	4.6%	54445	1875	3.6%	131765	6271	5.0%	135.84	136.06
2022/06/28	36462	598	1.7%	89032	-5286	-5.6%	52570	-5884	-10.1%	125494	-4688	-3.6%	136.14	135.30
2022/06/21	35864	3423	10.6%	94318	-7878	-7.7%	58454	-11301	-16.2%	130182	-4455	-3.3%	136.67	135.20
2022/06/14	32441	13975	75.7%	102196	-7916	-7.2%	69755	-21891	-23.9%	134637	6059	4.7%	135.57	134.98
2022/06/07	18466	3265	21.5%	110112	472	0.4%	91646	-2793	-3.0%	128578	3737	3.0%	132.64	134.38
2022/05/31	15201	-1366	-8.2%	109640	-6371	-5.5%	94439	-5005	-5.0%	124841	-7737	-5.8%	128.70	130.85
2022/05/24	16567	4454	36.8%	116011	1589	1.4%	99444	-2865	-2.8%	132578	6043	4.8%	126.85	127.13
2022/05/17	12113	917	8.2%	114422	-7228	-5.9%	102309	-8145	-7.4%	126535	-6311	-4.8%	129.37	127.86
2022/05/10	11196	-7389	-39.8%	121650	2271	1.9%	110454	9660	9.6%	132846	-5118	-3.7%	130.44	129.33
2022/05/03	18585	4316	30.2%	119379	9575	8.7%	100794	5259	5.5%	137964	13891	11.2%	130.13	130.55
2022/04/26	14269	1546	12.2%	109804	-10106	-8.4%	95535	-11652	-10.9%	124073	-8560	-6.5%	127.22	129.76
2022/04/19	12723	2798	28.2%	119910	-1842	-1.5%	107187	-4640	-4.1%	132633	956	0.7%	128.94	128.54
2022/04/12	9925			121752			111827			131677			125.38	126.39

JAPANESE YEN - CHICAGO MERCANTILE EXCHANGE  
FUTURES ONLY POSITIONS

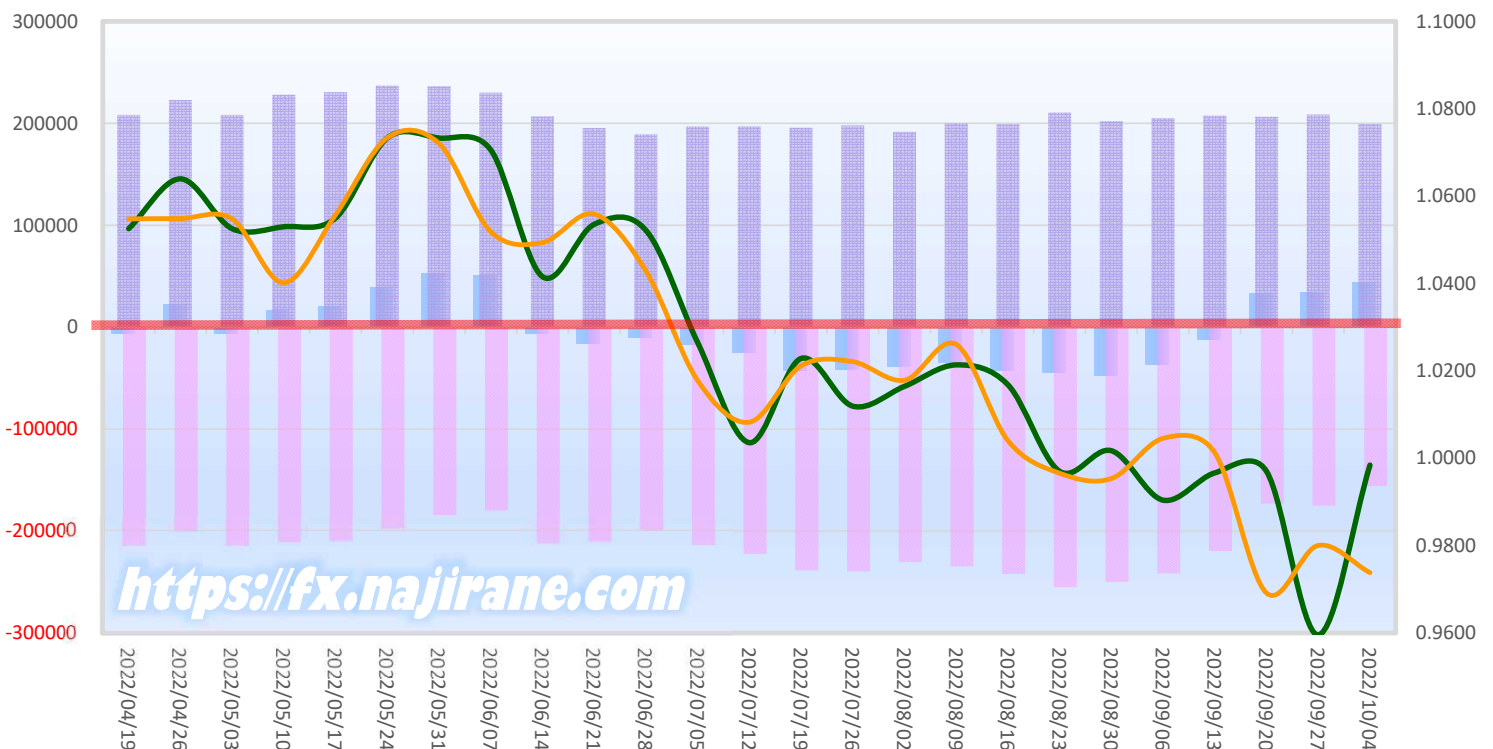
売越し Long Short 火曜終値 金曜終値



EURO FX - CHICAGO MERCANTILE EXCHANGE											Code-099741			
2022/04/12 ~ 2022/10/04											2022/10/07 NYクローズ時公表値			
Report_Date	Non Commercial Positions								参考引け値					
	Long	増減		Short	増減		売り越し	増減		売買計	増減		10/4(火)	10/7(金)
2022/10/04	199391	-9345	-4.5%	155709	-19230	-11.0%	-43682	9885	29.2%	355100	-28575	-7.4%	0.9984	0.9738
2022/09/27	208736	2172	1.1%	174939	1824	1.1%	-33797	348	1.0%	383675	3996	1.1%	0.9596	0.9800
2022/09/20	206564	-1214	-0.6%	173115	-46500	-21.2%	-33449	-45286	-382.6%	379679	-47714	####	0.9971	0.9692
2022/09/13	207778	2501	1.2%	219615	-22011	-9.1%	11837	-24512	-67.4%	427393	-19510	-4.4%	0.9967	1.0013
2022/09/06	205277	3019	1.5%	241626	-8308	-3.3%	36349	-11327	-23.8%	446903	-5289	-1.2%	0.9904	1.0046
2022/08/30	202258	-8567	-4.1%	249934	-5000	-2.0%	47676	3567	8.1%	452192	-13567	-2.9%	1.0017	0.9954
2022/08/23	210825	11599	5.8%	254934	12924	5.3%	44109	1325	3.1%	465759	24523	5.6%	0.9970	0.9966
2022/08/16	199226	-862	-0.4%	242010	7386	3.1%	42784	8248	23.9%	441236	6524	1.5%	1.0168	1.0041
2022/08/09	200088	8396	4.4%	234624	4121	1.8%	34536	-4275	-11.0%	434712	12517	3.0%	1.0214	1.0261
2022/08/02	191692	-6349	-3.2%	230503	-9122	-3.8%	38811	-2773	-6.7%	422195	-15471	-3.5%	1.0165	1.0178
2022/07/26	198041	2166	1.1%	239625	1005	0.4%	41584	-1161	-2.7%	437666	3171	0.7%	1.0119	1.0221
2022/07/19	195875	-1365	-0.7%	238620	16136	7.3%	42745	17501	69.3%	434495	14771	3.5%	1.0228	1.0212
2022/07/12	197240	102	0.1%	222484	8494	4.0%	25244	8392	49.8%	419724	8596	2.1%	1.0036	1.0082
2022/07/05	197138	7724	4.1%	213990	13980	7.0%	16852	6256	59.0%	411128	21704	5.6%	1.0266	1.0178
2022/06/28	189414	-6140	-3.1%	200010	-11149	-5.3%	10596	-5009	-32.1%	389424	-17289	-4.3%	1.0522	1.0429
2022/06/21	195554	-11432	-5.5%	211159	-1845	-0.9%	15605	9587	159.3%	406713	-13277	-3.2%	1.0536	1.0559
2022/06/14	206986	-23262	-10.1%	213004	33299	18.5%	6018	-56561	-111.9%	419990	10037	2.4%	1.0416	1.0494
2022/06/07	230248	-6305	-2.7%	179705	-4576	-2.5%	-50543	-1729	-3.3%	409953	-10881	-2.6%	1.0706	1.0519
2022/05/31	236553	-519	-0.2%	184281	-13861	-7.0%	-52272	13342	34.3%	420834	-14380	-3.3%	1.0733	1.0721
2022/05/24	237072	6302	2.7%	198142	-12289	-5.8%	-38930	18591	91.4%	435214	-5987	-1.4%	1.0733	1.0734
2022/05/17	230770	2540	1.1%	210431	-1270	-0.6%	-20339	3810	23.1%	441201	1270	0.3%	1.0550	1.0557
2022/05/10	228230	19781	9.5%	211701	-3126	-1.5%	-16529	-22907	-359.2%	439931	16655	3.9%	1.0530	1.0402
2022/05/03	208449	-14544	-6.5%	214827	14035	7.0%	6378	-28579	-128.7%	423276	-509	-0.1%	1.0526	1.0548
2022/04/26	222993	1990	0.9%	200792	11090	5.8%	-22201	-9100	-29.1%	423785	13080	3.2%	1.0640	1.0549
2022/04/19	221003	-642	-0.3%	189702	7117	3.9%	-31301	-7759	-19.9%	410705	6475	1.6%	1.0790	1.0793
2022/04/12	221645			182585			-39060			404230			1.0828	1.0808

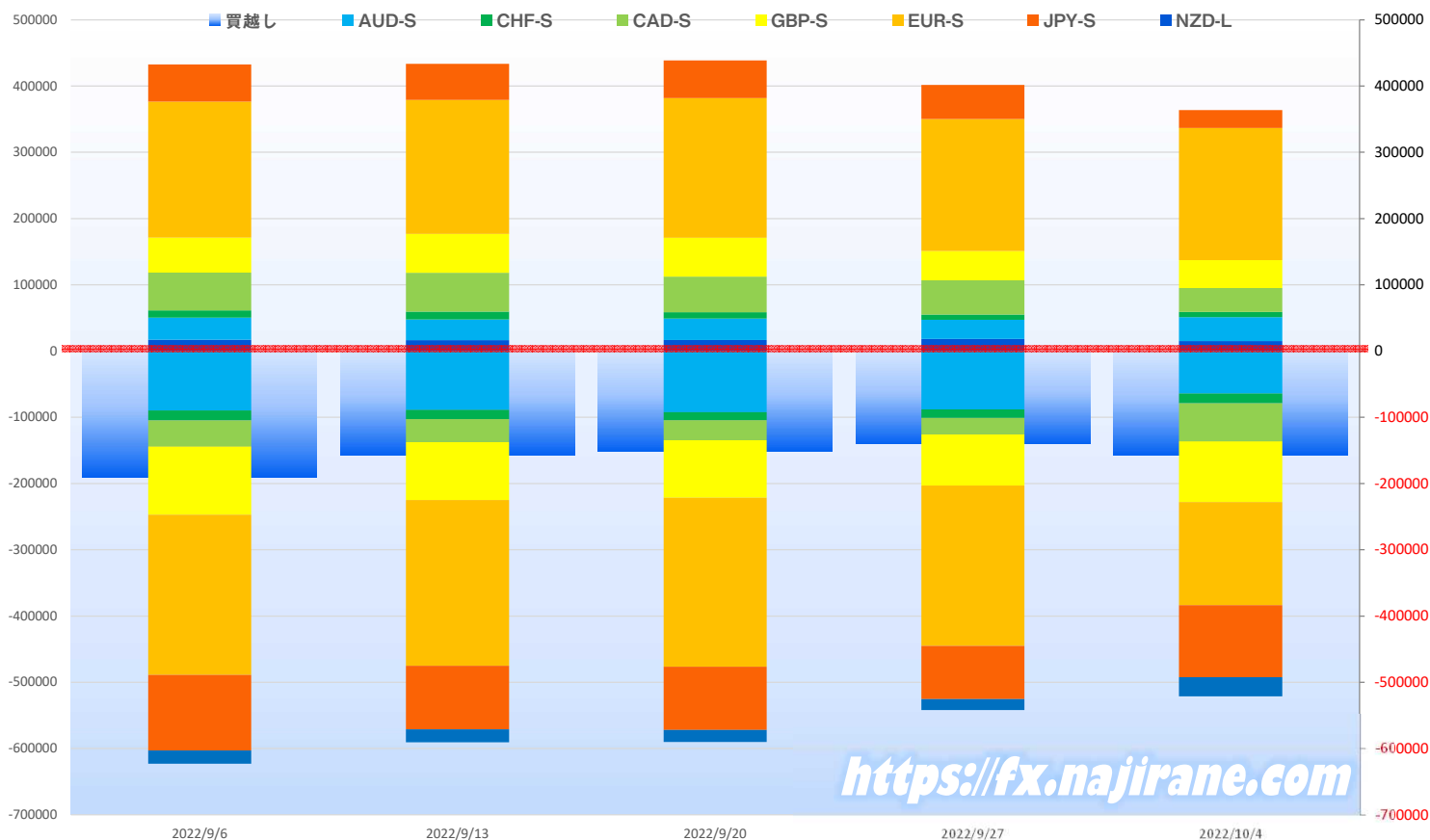
### EURO FX - CHICAGO MERCANTILE EXCHANGE FUTURES ONLY POSITIONS

■ 売越し ■ Long ■ Short ■ 火曜終値 ■ 金曜終値



	2022/09/06			2022/09/13			2022/09/20			2022/09/27			2022/10/04		
	Long	Short	売り越し	Long	Short	売り越し	Long	Short	売り越し	Long	Short	売り越し	Long	Short	売り越し
JPY	56002	114191	58189	39323	120015	80692	34767	116047	81280	22706	105262	82556	<b>26962</b>	<b>108585</b>	<b>81623</b>
	前週比 枚数増減 (枚)			-16679	5824	22503	-4556	-3968	588	-12061	-10785	1276	4256	3323	-933
	前週比 枚数増減 (%)			-29.8%	5.1%	38.7%	-11.6%	-3.3%	0.7%	-34.7%	-9.3%	1.6%	18.7%	3.2%	-1.1%
EUR	205277	241626	36349	207778	219615	11837	206564	173115	-33449	208736	174939	-33797	<b>199391</b>	<b>155709</b>	<b>-43682</b>
	前週比 枚数増減 (枚)			2501	-22011	-24512	-1214	-46500	45286	2172	1824	348	-9345	-19230	9885
	前週比 枚数増減 (%)			1.2%	-9.1%	-67.4%	-0.6%	-21.2%	382.6%	1.1%	1.1%	1.0%	-4.5%	-11.0%	29.2%
GBP	52731	103163	50432	41129	109215	68086	41289	96132	54843	59831	106255	46424	<b>42078</b>	<b>91617</b>	<b>49539</b>
	前週比 枚数増減 (枚)			-11602	6052	17654	160	-13083	-13243	18542	10123	-8419	-17753	-14638	3115
	前週比 枚数増減 (%)			-22.0%	5.9%	35.0%	0.4%	-12.0%	-19.5%	44.9%	10.5%	-15.4%	-29.7%	-13.8%	6.7%
AUD	33305	89805	56500	29218	87068	57850	38797	79353	40556	39006	73659	34653	<b>36248</b>	<b>64012</b>	<b>27764</b>
	前週比 枚数増減 (枚)			-4087	-2737	1350	9579	-7715	-17294	209	-5694	-5903	-2758	-9647	-6889
	前週比 枚数増減 (%)			-12.3%	-3.0%	2.4%	32.8%	-8.9%	-29.9%	0.5%	-7.2%	-14.6%	-7.1%	-13.1%	-19.9%
CAD	57185	39275	-17910	48102	35677	-12425	47913	45857	-2056	33677	51343	17666	<b>36246</b>	<b>57653</b>	<b>21407</b>
	前週比 枚数増減 (枚)			-9083	-3598	-5485	-189	10180	-10369	-14236	5486	19722	2569	6310	3741
	前週比 枚数増減 (%)			-15.9%	-9.2%	-30.6%	-0.4%	28.5%	-83.5%	-29.7%	12.0%	959.2%	7.6%	12.3%	21.2%
CHF	10882	14919	4037	7704	15009	7305	8167	14907	6740	7681	13411	5730	<b>7816</b>	<b>14668</b>	<b>6852</b>
	前週比 枚数増減 (枚)			-3178	90	3268	463	-102	-565	-486	-1496	-1010	135	1257	1122
	前週比 枚数増減 (%)			-29.2%	0.6%	81.0%	6.0%	-0.7%	-7.7%	-6.0%	-10.0%	-15.0%	1.8%	9.4%	19.6%
NZD	17165	19911	2746	17949	23250	5301	11646	24235	12589	12287	23758	11471	<b>14966</b>	<b>28944</b>	<b>13978</b>
	前週比 枚数増減 (枚)			784	3339	2555	-6303	985	7288	641	-477	-1118	2679	5186	2507
	前週比 枚数増減 (%)			4.6%	16.8%	93.0%	-35.1%	4.2%	137.5%	5.5%	-2.0%	-8.9%	21.8%	21.8%	21.9%
MXN	97112	126572	29460	103772	129153	25381	96671	124704	28033	87723	129045	41322	<b>108626</b>	<b>145947</b>	<b>37321</b>
	前週比 枚数増減 (枚)			6660	2581	-4079	-7101	-4449	2652	-8948	4341	13289	20903	16902	-4001
	前週比 枚数増減 (%)			6.9%	2.0%	-13.8%	-6.8%	-3.4%	10.4%	-9.3%	3.5%	47.4%	23.8%	13.1%	-9.7%
Total All 8	<b>529659</b>	<b>749462</b>	<b>219803</b>	<b>494975</b>	<b>739002</b>	<b>244027</b>	<b>485814</b>	<b>674350</b>	<b>188536</b>	<b>471647</b>	<b>677672</b>	<b>206025</b>	<b>472333</b>	<b>667135</b>	<b>194802</b>
	前週比 枚数増減 (枚)			-34684	-10460	24224	-9161	-64652	-55491	-14167	3322	17489	686	-10537	-11223
	前週比 枚数増減 (%)			-6.5%	-1.4%	11.0%	-1.9%	-8.7%	-22.7%	-2.9%	0.5%	9.3%	0.1%	-1.6%	-5.4%
Total 7 (MXN除く)	<b>432547</b>	<b>622890</b>	<b>190343</b>	<b>391203</b>	<b>609849</b>	<b>218646</b>	<b>389143</b>	<b>549646</b>	<b>160503</b>	<b>383924</b>	<b>548627</b>	<b>164703</b>	<b>363707</b>	<b>521188</b>	<b>157481</b>
	前週比 枚数増減 (枚)			-41344	-13041	28303	-2060	-60203	-58143	-5219	-1019	4200	-20217	-27439	-7222
	前週比 枚数増減 (%)			-9.6%	-2.1%	14.9%	-0.5%	-9.9%	-26.6%	-1.3%	-0.2%	2.6%	-5.3%	-5.0%	-4.4%

## 直近5週 CFTC IMM主要7通貨の売買構成

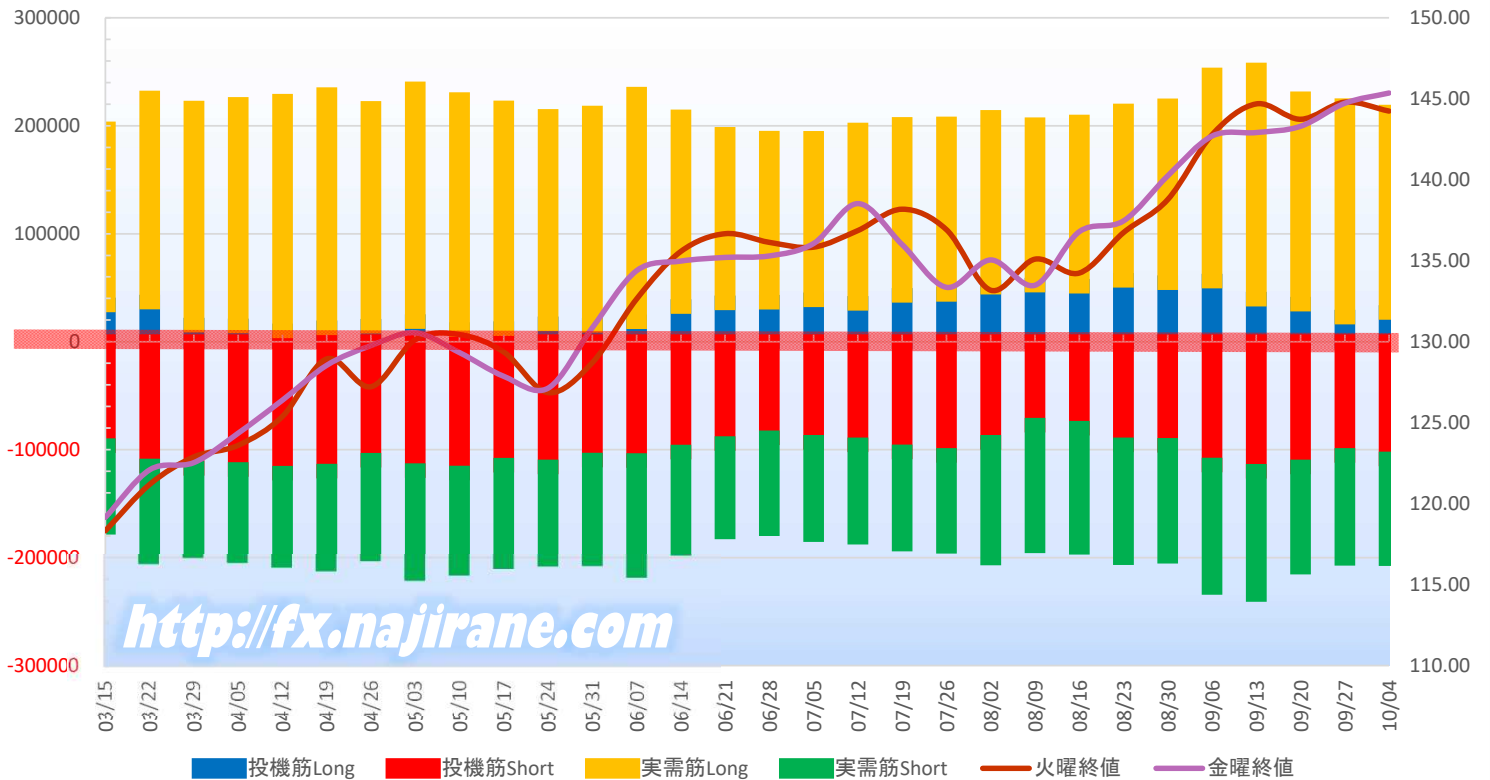


JAPANESE YEN - CHICAGO MERCANTILE EXCHANGE  
FUTURES ONLY POSITIONS

Code-097741  
2022/10/07 公表値

Date	投機筋集計				実需筋集計				投機筋+実需筋合計				ドル円終値	
	円買い	円売り	売り越し	売買計	円買い	円売り	売り越し	売買計	円買い	円売り	売り越し	売買計	火曜締め	金曜締め
2022/10/04	26962	108585	81623	135547	185691	92367	-93324	278058	212653	200952	-11701	413605	144.24	145.36
2022/09/27	22706	105262	82556	127968	195930	95297	-100633	291227	218636	200559	-18077	419195	144.79	144.72
2022/09/20	34767	116047	81280	150814	190267	92754	-97513	283021	225034	208801	-16233	433835	143.73	143.30
2022/09/13	39323	120015	80692	159338	212375	114076	-98299	326451	251698	234091	-17607	485789	144.69	142.91
2022/09/06	56002	114191	58189	170193	191138	113469	-77669	304607	247140	227660	-19480	474800	142.78	142.69
2022/08/30	54513	96044	41531	150557	163991	102704	-61287	266695	218504	198748	-19756	417252	138.78	140.24
2022/08/23	56734	95541	38807	152275	156987	104523	-52464	261510	213721	200064	-13657	413785	136.74	137.46
2022/08/16	51308	80199	28891	131507	152209	110230	-41979	262439	203517	190429	-13088	393946	134.24	136.79
2022/08/09	52333	77365	25032	129698	148628	111634	-36994	260262	200961	188999	-11962	389960	135.10	133.49
2022/08/02	50433	93186	42753	143619	157333	107079	-50254	264412	207766	200265	-7501	408031	133.18	135.05
2022/07/26	43812	105293	61481	149105	157963	84190	-73773	242153	201775	189483	-12292	391258	136.92	133.36
2022/07/19	42880	102105	59225	144985	158427	85345	-73082	243772	201307	187450	-13857	388757	138.18	135.99
2022/07/12	35533	95531	59998	131064	160589	85522	-75067	246111	196122	181053	-15069	377175	136.87	138.53
2022/07/05	38660	93105	54445	131765	149702	85639	-64063	235341	188362	178744	-9618	367106	135.84	136.06
2022/06/28	36462	89032	52570	125494	152071	84176	-67895	236247	188533	173208	-15325	361741	136.14	135.30
2022/06/21	35864	94318	58454	130182	156248	81899	-74349	238147	192112	176217	-15895	368329	136.67	135.20
2022/06/14	32441	102196	69755	134637	175789	89346	-86443	265135	208230	191542	-16688	399772	135.57	134.98
2022/06/07	18466	110112	91646	128578	210889	101780	-109109	312669	229355	211892	-17463	441247	132.64	134.38
2022/05/31	15201	109640	94439	124841	196584	91535	-105049	288119	211785	201175	-10610	412960	128.70	130.85
2022/05/24	16567	116011	99444	132578	192215	85516	-106699	277731	208782	201527	-7255	410309	126.85	127.13
2022/05/17	12113	114422	102309	126535	204417	89355	-115062	293772	216530	203777	-12753	420307	129.37	127.86
2022/05/10	11196	121650	110454	132846	213084	88157	-124927	301241	224280	209807	-14473	434087	130.44	129.33
2022/05/03	18585	119379	100794	137964	215563	95299	-120264	310862	234148	214678	-19470	448826	130.13	130.55
2022/04/26	14269	109804	95535	124073	201828	86907	-114921	288735	216097	196711	-19386	412808	127.22	129.76
2022/04/19	12723	119910	107187	132633	216101	86259	-129842	302360	228824	206169	-22655	434993	128.94	128.54
2022/04/12	9925	121752	111827	131677	212850	80948	-131902	293798	222775	202700	-20075	425475	125.38	126.39
2022/04/05	14583	118412	103829	132995	205209	79985	-125224	285194	219792	198397	-21395	418189	123.60	124.35
2022/03/29	15274	117405	102131	132679	201190	76340	-124850	277530	216464	193745	-22719	410209	122.88	122.54
2022/03/22	36676	115158	78482	151834	189100	84310	-104790	273410	225776	199468	-26308	425244	121.19	122.09
2022/03/15	34016	96356	62340	130372	163089	75492	-87597	238581	197105	171848	-25257	368953	118.32	119.15

JAPANESE YEN - CHICAGO MERCANTILE EXCHANGE  
FUTURES ONLY POSITIONS Cord-097741

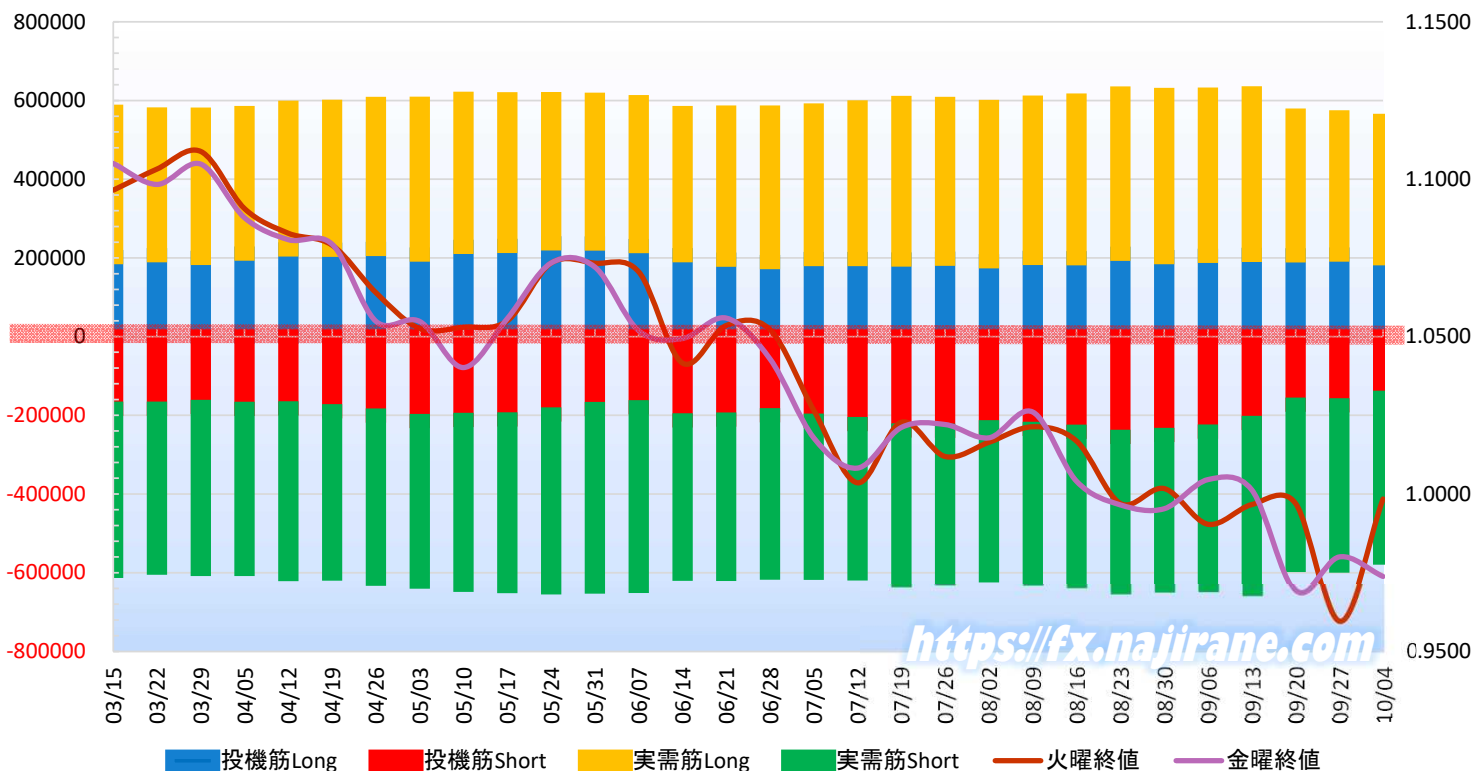


EURO FX - CHICAGO MERCANTILE EXCHANGE  
FUTURES ONLY POSITIONS

Code-099741  
2022/10/07 公表値

Date	投機筋集計				実需筋集計				投機筋+実需筋合計				ユーロドル終値	
	EUR買い	EUR売り	売り越し	売買計	EUR買い	EUR売り	売り越し	売買計	EUR買い	EUR売り	売り越し	売買計	火曜締め	金曜締め
2022/10/04	199391	155709	-43682	355100	348817	405665	56848	754482	548208	561374	13166	1109582	0.9984	0.9738
2022/09/27	208736	174939	-33797	383675	348374	406814	58440	755188	557110	581753	24643	1138863	0.9596	0.9800
2022/09/20	206564	173115	-33449	379679	354891	407201	52310	762092	561455	580316	18861	1141771	0.9971	0.9692
2022/09/13	207778	219615	11837	427393	410364	421787	11423	832151	618142	641402	23260	1259544	0.9967	1.0013
2022/09/06	205277	241626	36349	446903	409460	389850	-19610	799310	614737	631476	16739	1246213	0.9904	1.0046
2022/08/30	202258	249934	47676	452192	411684	382824	-28860	794508	613942	632758	18816	1246700	1.0017	0.9954
2022/08/23	210825	254934	44109	465759	406701	382394	-24307	789095	617526	637328	19802	1254854	0.9970	0.9966
2022/08/16	199226	242010	42784	441236	400458	379542	-20916	780000	599684	621552	21868	1221236	1.0168	1.0041
2022/08/09	200088	234624	34536	434712	394543	380141	-14402	774684	594631	614765	20134	1209396	1.0214	1.0261
2022/08/02	191692	230503	38811	422195	391841	376321	-15520	768162	583533	606824	23291	1190357	1.0165	1.0178
2022/07/26	198041	239625	41584	437666	393062	374406	-18656	767468	591103	614031	22928	1205134	1.0119	1.0221
2022/07/19	195875	238620	42745	434495	397991	380561	-17430	778552	593866	619181	25315	1213047	1.0228	1.0212
2022/07/12	197240	222484	25244	419724	385039	379279	-5760	764318	582279	601763	19484	1184042	1.0036	1.0082
2022/07/05	197138	213990	16852	411128	377654	386290	8636	763944	574792	600280	25488	1175072	1.0266	1.0178
2022/06/28	189414	200010	10596	389424	380084	399896	19812	779980	569498	599906	30408	1169404	1.0522	1.0429
2022/06/21	195554	211159	15605	406713	373695	391877	18182	765572	569249	603036	33787	1172285	1.0536	1.0559
2022/06/14	206986	213004	6018	419990	361159	389654	28495	750813	568145	602658	34513	1170803	1.0416	1.0494
2022/06/07	230248	179705	-50543	409953	365628	453817	88189	819445	595876	633522	37646	1229398	1.0706	1.0519
2022/05/31	236553	184281	-52272	420834	365434	450620	85186	816054	601987	634901	32914	1236888	1.0733	1.0721
2022/05/24	237072	198142	-38930	435214	366345	438945	72600	805290	603417	637087	33670	1240504	1.0733	1.0734
2022/05/17	230770	210431	-20339	441201	372113	423630	51517	795743	602883	634061	31178	1236944	1.0550	1.0557
2022/05/10	228230	211701	-16529	439931	376043	419069	43026	795112	604273	630770	26497	1235043	1.0530	1.0402
2022/05/03	208449	214827	6378	423276	383222	407808	24586	791030	591671	622635	30964	1214306	1.0526	1.0548
2022/04/26	222993	200792	-22201	423785	368280	414387	46107	782667	591273	615179	23906	1206452	1.0640	1.0549
2022/04/19	221003	189702	-31301	410705	362930	412656	49726	775586	583933	602358	18425	1186291	1.0790	1.0793
2022/04/12	221645	182585	-39060	404230	359853	420603	60750	780456	581498	603188	21690	1184686	1.0828	1.0808
2022/04/05	210914	183544	-27370	394458	357140	406757	49617	763897	568054	590301	22247	1158355	1.0906	1.0878
2022/03/29	200043	178669	-21374	378712	364163	411511	47348	775674	564206	590180	25974	1154386	1.1088	1.1048
2022/03/22	207051	183208	-23843	390259	357492	403870	46378	761362	564543	587078	22535	1151621	1.1032	1.0984
2022/03/15	202040	183246	-18794	385286	369253	411882	42629	781135	571293	595128	23835	1166421	1.0965	1.1050

EURO FX - CHICAGO MERCANTILE EXCHANGE  
FUTURES ONLY POSITIONS Code-099741



# Bitcoin/USD 及び CME Futures (当月及び限月別)

※取引単位=5ビットコイン  
(CME CFビットコイン参考基準レート=BRRを対象)

Bitcoin/USD					CME Futures 2022/10		CME Futures 2022/11		CME Futures 2022/12		CME Futures 2023/01		CME Futures 2023/02	
Date	Open	High	Low	Close	Close	Volume	Close	Volume	Close	Volume	Close	Volume	Close	Volume
2022/7/31	23652	24122	23276	23337	0	0	0	0	0	0	0	0	0	0
2022/8/1	23337	23465	22891	23314	23135	198	23185	72	23230	1	23245	0	0	0
2022/8/2	23308	23415	22710	22978	23105	135	23155	2	23210	2	23255	0	0	0
2022/8/3	22981	23579	22748	22847	23630	12	23675	16	23720	0	23755	0	0	0
2022/8/4	22848	23198	22486	22631	22560	43	22620	9	22690	13	22730	0	0	0
2022/8/5	22627	23423	22612	23289	23070	21	23115	9	23175	3	23215	0	0	0
2022/8/6	23291	23327	22961	22961	0	0	0	0	0	0	0	0	0	0
2022/8/7	22964	23359	22895	23176	0	0	0	0	0	0	0	0	0	0
2022/8/8	23180	24204	23177	23809	24080	42	24130	15	24195	2	24220	0	0	0
2022/8/9	23811	23899	22982	23164	23165	28	23225	11	23295	2	23340	0	0	0
2022/8/10	23163	24127	22772	23948	23755	10	23815	13	23870	8	23915	0	0	0
2022/8/11	23948	24823	23901	23958	24350	10	24400	0	24445	0	24490	0	0	0
2022/8/12	23957	24413	23657	24403	24330	9	24375	2	24440	2	24475	0	0	0
2022/8/13	24402	24860	24346	24424	0	0	0	0	0	0	0	0	0	0
2022/8/14	24429	24975	24206	24319	0	0	0	0	0	0	0	0	0	0
2022/8/15	24318	25136	23840	24137	24090	12	24155	1	24215	0	24260	0	0	0
2022/8/16	24126	24228	23734	23883	24040	14	24100	6	24160	0	24205	0	0	0
2022/8/17	23881	24407	23243	23336	23335	51	23395	16	23500	1	23545	0	0	0
2022/8/18	23341	23564	23178	23213	23425	17	23485	9	23555	1	23600	0	0	0
2022/8/19	23213	23213	20869	20878	21315	75	21375	25	21485	3	21590	0	0	0
2022/8/20	20873	21351	20857	21166	0	0	0	0	0	0	0	0	0	0
2022/8/21	21160	21669	21103	21534	0	0	0	0	0	0	0	0	0	0
2022/8/22	21531	21531	20939	21399	21045	30	21095	23	21135	9	21245	0	0	0
2022/8/23	21401	21646	20955	21528	21565	788	21600	35	21640	18	21745	0	0	0
2022/8/24	21526	21783	21195	21395	21730	1723	21775	37	21810	6	21885	1	0	0
2022/8/25	21395	21790	21362	21601	21555	1951	21595	62	21655	8	21730	1	21780	0
2022/8/26	21596	21805	20199	20260	20465	1342	20515	191	20570	47	20645	2	20695	0
2022/8/27	20262	20341	19891	20042	0	0	0	0	0	0	0	0	0	0
2022/8/28	20041	20139	19617	19617	0	0	0	0	0	0	0	0	0	0
2022/8/29	19615	20357	19601	20298	19990	447	20020	116	20055	74	20110	5	20340	0
2022/8/30	20299	20543	19618	19797	19795	716	19845	104	19890	46	19945	2	20005	0
2022/8/31	19800	20421	19800	20050	20095	506	20130	27	20175	12	20230	0	20360	0
2022/9/1	20050	20198	19654	20127	19710	437	19750	71	19795	31	19850	0	19930	0
2022/9/2	20126	20402	19815	19970	19785	1091	19825	135	19870	33	19925	0	20025	0
2022/9/3	19970	20037	19698	19832	0	0	0	0	0	0	0	0	0	0
2022/9/4	19832	20000	19637	19987	0	0	0	0	0	0	0	0	0	0
2022/9/5	19989	20031	19673	19812	0	0	0	0	0	0	0	0	0	0
2022/9/6	19818	20155	18800	18838	18660	914	18690	59	18735	36	18790	0	19055	0
2022/9/7	18838	19427	18644	19290	18935	386	18975	14	19020	9	19075	0	19175	0
2022/9/8	19290	19417	19077	19330	19265	413	19305	10	19350	10	19405	0	19500	0
2022/9/9	19328	21439	19311	21381	21335	810	21365	51	21405	22	21460	0	21535	0
2022/9/10	21377	21760	21169	21681	0	0	0	0	0	0	0	0	0	0
2022/9/11	21679	21771	21407	21769	0	0	0	0	0	0	0	0	0	0
2022/9/12	21770	22439	21604	22370	22465	383	22510	32	22555	16	22610	1	22675	0
2022/9/13	22371	22674	20063	20297	20260	910	20295	47	20335	55	20385	0	20480	0
2022/9/14	20185	20467	19793	20241	19940	589	19980	25	20025	15	20075	0	20135	0
2022/9/15	20242	20318	19637	19701	19735	417	19775	13	19815	3	19865	0	19960	0
2022/9/16	19704	19871	19400	19773	19570	514	19610	37	19650	12	19705	0	19835	0
2022/9/17	19777	20163	19777	20128	0	0	0	0	0	0	0	0	0	0
2022/9/18	20127	20127	19387	19420	0	0	0	0	0	0	0	0	0	0
2022/9/19	19419	19639	18390	19544	19480	443	19505	63	19545	70	19600	0	19730	0
2022/9/20	19546	19602	18813	18891	18935	435	18950	113	18990	28	19040	0	19180	0
2022/9/21	18891	19675	18290	18547	18945	1068	18960	386	18995	128	19045	0	19185	0
2022/9/22	18535	19457	18416	19414	19250	638	19260	31	19295	18	19345	0	19485	0
2022/9/23	19412	19465	18618	19298	18675	1795	18690	95	18730	59	18780	0	18920	0
2022/9/24	19297	19310	18862	18937	0	0	0	0	0	0	0	0	0	0
2022/9/25	18936	19135	18696	18802	0	0	0	0	0	0	0	0	0	0
2022/9/26	18804	19275	18721	19223	19125	5145	19135	105	19155	81	19205	0	19345	0
2022/9/27	19222	20338	18916	19111	19010	8672	19025	189	19045	71	19095	0	19235	0
2022/9/28	19105	19688	18553	19427	19520	8359	19550	1428	19580	77	19635	0	19740	0
2022/9/29	19428	19589	18924	19573	19370	8360	19425	2794	19450	34	19505	0	19610	0
2022/9/30	19573	20110	19266	19432	19425	12261	19435	590	19470	54	19525	0	19620	0
2022/10/1	19431	19471	19231	19312	0	0	0	0	0	0	0	0	0	0
2022/10/2	19312	19370	18971	19044	0	0	---	---	---	---	---	---	---	---
2022/10/3	19044	19654	19025	19624	19525	12200	19515	1464	19545	88	19590	0	19720	0
2022/10/4	19624	20380	19524	20337	20285	11729	20255	756	20280	33	20310	0	20405	0
2022/10/5	20336	20344	19802	20161	20140	9665	20115	482	20135	82	20160	8	20200	1
2022/10/6	20161	20408	19900	19955	20025	9200	20005	668	20035	28	20065	5	20090	1
2022/10/7	19958	20041	19396	19547	19460	10968	19510	889	19415	92	19765	3	19575	1



Date	BTC(BitCoin)/JPY					ETH(Ethereum)/JPY					XRP(Ripple)/JPY				
	Open	High	Low	Close	Volume	Open	High	Low	Close	Volume	Open	High	Low	Close	Volume
2022/8/9	3210681.00	3225039.25	3102091.75	3131711.50	3184627.24	239481.02	240961.34	226204.88	230241.33	2212963.72	51.0734	51.1771	48.9900	49.7656	554119.20
2022/8/10	3131519.75	3212830.75	3079745.75	3180726.00	4361467.68	230225.28	248490.08	225205.98	245948.47	3122927.33	49.7628	50.6131	48.6364	50.6130	230140.35
2022/8/11	3180819.25	3285641.25	3179163.25	3186711.00	4938452.77	245959.84	254604.20	245959.84	250231.03	3169346.61	50.6175	51.2376	50.3455	50.6205	144772.80
2022/8/12	3186667.25	3257527.50	3166469.75	3256226.75	3638253.55	250187.61	261209.02	248967.63	261168.11	2290856.77	50.6173	50.6173	49.7221	50.7053	123171.42
2022/8/13	3256142.50	3317238.00	3248660.25	3259062.25	3067351.03	261179.80	268708.53	260013.73	264382.63	2140184.72	50.7024	51.5116	50.3658	50.4342	78770.24
2022/8/14	3259728.00	3332565.25	3229998.50	3242282.00	3065604.71	264442.09	269914.22	256066.00	258216.70	1874862.83	50.4388	52.1644	50.2049	50.1889	100592.51
2022/8/15	3242146.25	3351114.50	3172450.75	3213434.75	4676107.69	258211.17	267604.28	249839.27	253516.17	2709253.51	50.1889	51.2996	49.0958	50.0280	139377.94
2022/8/16	3211992.25	3233828.00	3188928.00	3207155.75	3726889.80	253330.45	255032.03	250041.86	252205.00	2099884.47	50.0136	50.7109	49.0911	50.6571	124943.75
2022/8/17	3206890.50	3280778.50	3138527.00	3149336.75	4174413.28	252177.47	262342.78	247020.95	247374.61	2740758.41	50.6557	52.4586	50.0151	51.2438	190085.38
2022/8/18	3150017.25	3179738.75	3148491.75	3152510.50	3225151.47	247471.22	254968.67	246362.77	250841.20	2037054.53	51.2443	51.3423	50.3900	50.3805	126002.19
2022/8/19	3152588.50	3152588.50	2857885.00	2859077.25	5547589.87	250853.09	250853.09	220664.86	220890.61	3547747.12	50.3811	50.3811	45.7131	45.8833	225348.03
2022/8/20	2858432.00	2923886.25	2855297.00	2897644.25	3777861.16	220844.68	226263.11	210046.28	215892.59	2510013.21	45.8793	46.8877	45.6730	46.2095	116120.70
2022/8/21	2896868.25	2966716.25	2889038.25	2948270.75	3162973.71	215829.61	223463.23	214803.25	221703.53	2169942.17	46.2005	47.6680	46.0669	47.2758	114405.65
2022/8/22	2947907.00	2947907.00	2865060.75	2944003.50	4356590.43	221682.70	223257.48	210032.56	223219.52	2553032.20	47.2731	47.2731	45.4985	47.4258	137785.18
2022/8/23	2944297.50	2946992.00	2877779.50	2943872.75	4359216.74	223279.56	228020.52	215530.41	223737.58	2505459.84	47.4275	47.5681	45.8624	47.4633	127268.69
2022/8/24	2943649.50	2987908.25	2901479.75	2933252.00	4382016.95	227366.39	230987.56	220413.73	227182.39	2300661.71	47.4609	48.2814	46.4492	47.4564	131269.25
2022/8/25	2933312.00	2975037.25	2926953.50	2949945.50	4237457.49	227220.42	234882.52	222780.06	231678.08	2023741.18	47.4611	47.9608	47.0949	47.7293	132548.86
2022/8/26	2949287.50	2979181.00	2778904.75	2787232.75	5823025.96	231659.98	232072.56	206190.53	207430.30	3675086.85	47.7248	50.5996	45.8673	46.5506	227474.67
2022/8/27	2787571.50	2798342.50	2736239.75	2757041.75	4143007.93	207481.78	208718.97	200058.44	205163.77	2492792.24	46.5593	46.8091	45.4578	46.1320	126672.66
2022/8/28	2756945.00	2770429.50	2710340.50	2710340.50	3366619.50	205137.88	207144.28	197650.34	197650.34	1771757.96	46.1296	46.3815	44.6400	44.6401	82425.08
2022/8/29	2710110.75	2826117.50	2710171.25	2814237.50	4525110.88	197635.45	215807.53	197409.86	215322.55	2490893.14	44.6346	46.2796	44.2855	46.2796	135892.20
2022/8/30	2814323.25	2847104.50	2721854.50	2747087.75	4785054.75	215343.58	221857.77	205425.42	211454.23	3030024.44	46.2772	46.4961	44.5518	45.3578	131610.66
2022/8/31	2747472.50	2829524.50	2747472.50	2793550.25	4629299.38	211516.34	223267.86	211516.34	216472.22	2869056.07	45.3601	46.3142	45.0677	45.6824	122984.09
2022/9/1	2793652.75	2817249.50	2752322.00	2819604.75	4228191.12	216486.17	22342.23	212703.23	222207.00	2302272.61	45.6820	46.6771	45.1087	46.6771	122596.14
2022/9/2	2819455.25	2859279.75	2766375.75	2799981.50	4083505.01	222184.75	230292.13	217652.44	221143.67	2482923.51	46.6741	47.0091	45.7640	46.4462	126102.06
2022/9/3	2799974.25	2809409.25	2761926.00	2780676.75	3310809.56	221144.72	221456.88	216159.39	218290.67	1334363.69	46.4469	46.6281	45.9319	46.2653	66336.20
2022/9/4	2780730.75	2809116.50	2753297.75	2809002.75	3548141.76	218293.94	221644.03	216443.56	221172.28	1248608.03	46.2639	46.6238	46.1215	46.6322	67071.55
2022/9/5	2809294.50	2813186.25	2764776.25	282299.50	4046344.26	221761.34	227686.92	219124.95	227104.97	1834123.56	46.6322	46.7874	45.4465	46.7583	106875.96
2022/9/6	2783051.25	2829074.25	2685110.00	2696792.50	6213695.11	227112.98	238762.17	223579.27	223579.27	3284948.04	46.7595	48.0786	45.8574	46.1271	191456.01
2022/9/7	2696794.75	2793122.25	2677925.25	2780021.75	5078571.49	223458.75	237416.23	215448.61	234897.67	2818938.45	46.1200	48.8355	45.3994	46.6196	162677.44
2022/9/8	2797966.50	2796059.75	2753460.25	2781128.25	4632060.99	234879.08	238325.92	230653.59	235289.73	2535272.15	48.6153	49.3414	47.5404	48.9536	153261.61
2022/9/9	2780884.50	3055224.25	2779662.75	3046922.25	6907152.72	235266.73	246924.89	234983.39	244978.36	2884633.43	48.9510	50.9541	48.9201	50.9480	212017.66
2022/9/10	3046318.00	3100949.25	3016649.75	3089586.50	5260394.35	244960.67	254299.95	243725.97	253118.02	1871223.63	50.9410	51.4795	50.3090	50.9713	121328.43
2022/9/11	3089302.00	3130808.25	3050597.75	3103623.25	4917771.69	253085.56	255408.02	246400.73	251178.25	1777024.31	50.9716	51.1097	50.0960	50.6290	92743.46
2022/9/12	3103750.50	3198483.25	3088417.25	3189668.00	7159440.49	251218.86	253509.39	241755.47	244355.50	2522081.59	50.6327	51.2511	49.9303	51.2511	153646.71
2022/9/13	3189815.25	3218170.25	2900641.75	2931922.50	7380270.75	244383.64	247713.61	226173.47	228349.73	3332074.16	51.2539	51.3156	48.0063	48.2029	208536.22
2022/9/14	2915721.75	2957177.25	2892871.25	2892871.25	5412748.03	227493.16	234850.66	226173.47	233640.38	2557873.63	48.0971	49.2230	48.0718	48.8906	175483.19
2022/9/15	2893042.75	2919624.00	2815097.50	2823942.00	5215946.33	233687.25	235904.31	21021.88	210950.33	3862438.76	48.8896	49.2100	46.6631	46.7763	218099.91
2022/9/16	2824342.50	2843031.50	2774290.25	2826026.25	4305426.74	210968.00	211727.42	202389.77	204734.73	2396134.80	46.7834	51.0439	46.3394	50.9801	196663.61
2022/9/17	2826662.25	2882365.00	2826662.25	2877368.00	3567829.43	204796.03	210583.56	202289.50	210109.13	1543658.39	50.9744	54.1645	49.6768	53.8951	231817.16
2022/9/18	2877319.00	2877319.00	2773245.00	2772367.50	4461994.78	210103.95	210103.95	190484.30	190634.25	2250255.29	53.8757	57.0544	51.1250	51.1549	354872.80
2022/9/19	2772234.00	2813257.25	2635359.25	2798396.75	5752683.86	190625.92	198863.06	184489.28	197241.19	2679351.92	51.1569	56.0763	48.8963	55.4225	399286.96
2022/9/20	2798606.25	2802620.25	2702270.50	2712441.75	5282700.54	197252.31	197583.64	189612.78	190162.83	2113909.94	55.4060	60.5490	53.3251	59.6142	561715.82
2022/9/21	2712512.50	2838124.50	2636838.25	2675309.50	6687594.78	190138.00	199714.94	177241.31	180678.34	2977655.69	59.6117	61.5915	55.9376	57.2391	490580.67
2022/9/22	2673470.25	2769965.75	2659574.50	2761971.75	5852398.04	180528.27	190189.80	179219.70	188889.45	2626527.02	57.1974	69.9334	56.9445	69.0154	699440.00
2022/9/23	2761808.00	2768782.50	2665174.75	2761971.75	5575171.86	188861.14	192500.61	181762.31	201386.17	2690557.74	69.0206	78.5335	65.7953	72.6954	111737.28
2022/9/24	2765935.50	2767828.50	2704363.75	2715122.50	3749244.31	190384.03	193021.38	188201.77	188969.25	1734598.97	72.6996	73.8198	67.9632	70.0704	503675.04
2022/9/25	2715022.00	2743471.00	2681793.25	2698602.75	3352778.42	188961.41	191174.13	182974.13	185754.64	1693995.43	70.0727	74.3141	68.6392	70.7052	491175.85
2022/9/26	2698861.50	2771644.50	2695975.50	2777272.50	6378574.23	185778.95	193071.52	184622.67	192925.73	2316655.64	70.7129	71.7791	66.3047	67.5696	421356.76
2022/9/27	2777152.25	2942100.00	2740360.25	2765525.50	8475990.17	192928.16	202070.14	189636.88	192485.44	2586090.11	67.5821	69.9925	63.7888	64.9433	410770.44
2022/9/28	2764668.00	2837366.00	2684569.25	2805558.50	7664424.28	192400.59	194837.02	183505.69	193145.53	2743207.46	64.9230	65.6157	60.7439	65.0849	385665.39
2022/9/29	2805711.50	2835013.75	2737370.75	2826861.50	5926940.42	193166.27	194614.39	187057.89	192902.33	1992636.31	65.0736	72.6591	61.9858	70.1069	475558.31
2022/9/30	2826916.50	2908153.50	2785757.00	2812751.00	6365415.95	192902.36	197953.83	198020.13	192224.88	2062701.60	70.1095	71.8091	68.2813	69.4473	547206.29
2022/10/1	2812652.00	2818449.25	2783487.50	2795421.25	2709447.16	192256.00	192881.72	189043.97	189846.11	9					

Date	日経平均(^N225)					CME日経平均先物ドル建て(NKD)					CME日経平均先物円建て(NIY)					USDJPY
	Open	High	Low	Close	Volume	Open	High	Low	Close	Volume	Open	High	Low	Close	Volume	
2022-10-07	26,975.92	27,198.83	26,921.90	27,116.11		27,000.0	27,195.0	26,660.0	26,715.0	4,248	27,030.0	27,185.0	26,645.0	26,710.0	33,705	145.36
2022-10-06	27,137.98	27,399.19	27,137.98	27,311.30	693713000	27,050.0	27,400.0	27,000.0	27,035.0	4,590	27,000.0	27,000.0	27,000.0	27,000.0	0	145.09
2022-10-05	27,211.32	27,216.80	27,031.28	27,120.53	732888600	27,200.0	27,200.0	26,845.0	27,035.0	4,024	27,020.0	27,020.0	27,020.0	27,020.0	0	144.61
2022-10-03	25,778.95	26,223.84	25,623.67	26,215.79	807028900	25,860.0	26,715.0	25,610.0	26,605.0	5,045	26,620.0	26,620.0	26,620.0	26,620.0	0	144.61
2022-09-30	26,240.00	26,273.65	25,805.59	25,937.21	1012967200	26,165.0	26,280.0	25,810.0	25,945.0	5,380	25,990.0	25,990.0	25,990.0	25,990.0	0	144.72
2022-09-29	26,280.50	26,458.18	26,221.78	26,422.05	888842300	26,480.0	26,505.0	26,045.0	26,190.0	5,178	26,125.0	26,125.0	26,125.0	26,125.0	0	144.48
2022-09-28	26,422.86	26,516.32	25,938.42	26,173.98	929484000	26,230.0	26,550.0	25,705.0	26,495.0	5,524	26,725.0	26,725.0	26,725.0	26,725.0	0	144.10
2022-09-27	26,585.38	26,679.82	26,523.77	26,571.87	668151200	26,335.0	26,460.0	26,060.0	26,195.0	4,473	26,380.0	26,380.0	26,380.0	26,380.0	0	144.79
2022-09-26	26,779.44	26,779.44	26,424.60	26,431.55	964549700	26,450.0	26,520.0	26,200.0	26,345.0	3,533	26,540.0	26,540.0	26,540.0	26,540.0	0	144.69
2022-09-22	27,053.58	27,197.07	26,955.58	27,153.83	621759400	26,875.0	27,195.0	26,705.0	26,815.0	7,220	26,990.0	26,990.0	26,990.0	26,990.0	0	142.34
2022-09-21	27,440.84	27,466.02	27,297.50	27,313.13	654552500	27,245.0	27,455.0	26,865.0	27,025.0	6,971	27,065.0	27,190.0	27,050.0	27,190.0	40	144.08
2022-09-20	27,788.68	27,907.10	27,627.86	27,688.42	599694400	27,520.0	27,700.0	27,120.0	27,245.0	4,035	27,415.0	27,415.0	27,415.0	27,415.0	40	143.73
2022-09-16	27,546.01	27,652.44	27,527.16	27,567.65	815884600	27,450.0	27,450.0	27,220.0	27,220.0	3,305	27,485.0	27,485.0	27,485.0	27,485.0	0	142.91
2022-09-15	27,873.96	27,946.20	27,801.44	27,875.91	486657100	27,780.0	27,820.0	27,450.0	27,495.0	3,791	27,655.0	27,655.0	27,655.0	27,655.0	0	143.48
2022-09-14	28,132.70	28,141.39	27,795.83	27,818.62	708861600	27,675.0	27,850.0	27,560.0	27,755.0	4,994	27,890.0	27,890.0	27,890.0	27,890.0	0	143.15
2022-09-13	28,556.21	28,659.76	28,534.63	28,614.63	516685500	28,400.0	28,510.0	27,645.0	27,665.0	5,762	27,800.0	27,800.0	27,800.0	27,800.0	0	144.69
2022-09-09	28,204.71	28,284.88	28,093.26	28,214.75	740420300	27,925.0	28,250.0	27,895.0	28,240.0	2,925	28,350.0	28,350.0	28,350.0	28,350.0	0	142.69
2022-09-08	27,732.68	28,083.79	27,718.30	28,065.28	751549400	27,730.0	28,120.0	27,715.0	28,100.0	9,003	27,720.0	28,120.0	27,705.0	28,095.0	0	144.12
2022-09-07	27,546.01	27,546.01	27,268.70	27,430.30	693555400	27,570.0	27,745.0	27,265.0	27,710.0	7,054	27,570.0	27,745.0	27,260.0	27,710.0	32,460	143.75
2022-09-06	27,650.15	27,813.78	27,557.99	27,626.51	463050400	27,495.0	27,810.0	27,410.0	27,580.0	11,830	27,495.0	27,810.0	27,410.0	27,580.0	59,418	142.78
2022-09-02	27,755.60	27,772.37	27,570.74	27,650.84	587673500	27,780.0	27,905.0	27,460.0	27,515.0	5,546	27,775.0	27,900.0	27,460.0	27,515.0	49,211	140.24
2022-09-01	27,797.00	27,829.60	27,589.70	27,661.47	688537700	27,840.0	27,875.0	27,550.0	27,785.0	5,673	27,840.0	27,880.0	27,550.0	27,785.0	31,278	140.22
2022-08-31	27,928.09	28,104.59	27,907.95	28,091.53	861592300	27,920.0	28,125.0	27,815.0	27,855.0	3,538	27,920.0	28,120.0	27,810.0	27,855.0	28,567	139.09
2022-08-30	28,086.72	28,233.80	27,944.27	28,195.58	606584600	28,050.0	28,340.0	27,855.0	27,925.0	4,033	28,050.0	28,340.0	27,850.0	27,925.0	26,989	138.78
2022-08-29	28,161.06	28,177.70	27,788.12	27,878.96	640896100	28,010.0	28,155.0	27,770.0	28,035.0	3,882	28,000.0	28,155.0	27,765.0	28,035.0	29,232	138.73
2022-08-26	28,639.47	28,792.71	28,624.70	28,641.38	491248400	28,680.0	28,785.0	28,130.0	28,225.0	7,816	28,670.0	28,785.0	28,115.0	28,220.0	39,428	137.46
2022-08-25	28,415.11	28,534.71	28,357.03	28,479.01	536988600	28,465.0	28,695.0	28,350.0	28,690.0	2,448	28,460.0	28,685.0	28,345.0	28,680.0	24,797	136.50
2022-08-24	28,481.34	28,515.61	28,282.21	28,313.47	620058700	28,455.0	28,530.0	28,255.0	28,465.0	2,581	28,460.0	28,520.0	28,250.0	28,460.0	20,862	137.11
2022-08-23	28,580.20	28,580.20	28,395.30	28,452.75	556937300	28,485.0	28,575.0	28,350.0	28,465.0	3,100	28,450.0	28,575.0	28,345.0	28,460.0	23,837	136.74
2022-08-22	28,654.07	28,827.79	28,591.84	28,794.50	491547800	28,735.0	28,835.0	28,435.0	28,475.0	2,854	28,725.0	28,830.0	28,425.0	28,465.0	20,342	137.50
2022-08-19	29,095.71	29,150.80	28,913.05	28,930.33	484340100	29,110.0	29,145.0	28,680.0	28,735.0	2,687	29,100.0	29,135.0	28,670.0	28,725.0	18,324	136.79
2022-08-18	28,957.40	28,999.64	28,846.79	28,942.14	474121700	29,010.0	29,140.0	28,850.0	29,115.0	4,139	29,000.0	29,135.0	28,835.0	29,105.0	19,060	135.88
2022-08-17	28,952.65	29,222.77	28,952.65	29,222.77	665741200	28,950.0	29,230.0	28,910.0	29,005.0	2,790	28,940.0	29,220.0	28,895.0	29,000.0	24,174	135.11
2022-08-16	28,829.53	28,928.16	28,752.88	28,868.91	501287200	28,855.0	29,015.0	28,755.0	28,970.0	2,900	28,875.0	29,005.0	28,740.0	28,950.0	20,208	134.24
2022-08-15	28,623.78	28,897.07	28,623.78	28,871.78	536819200	28,730.0	28,910.0	28,640.0	28,890.0	2,911	28,760.0	28,900.0	28,625.0	28,880.0	22,463	133.28
2022-08-12	28,251.74	28,546.98	28,207.86	28,546.98	896361600	28,175.0	28,785.0	28,115.0	28,725.0	4,020	28,115.0	28,770.0	28,100.0	28,710.0	30,669	133.49
2022-08-10	27,955.11	27,964.96	27,729.46	27,819.33	599049900	27,855.0	28,140.0	27,730.0	28,135.0	3,237	28,140.0	28,140.0	28,140.0	28,140.0	28,429	132.87
2022-08-09	28,236.84	28,254.58	27,966.91	27,999.96	648878700	28,240.0	28,240.0	27,795.0	27,840.0	2,996	27,830.0	27,830.0	27,830.0	27,830.0	0	135.10
2022-08-08	28,050.09	28,276.44	28,050.09	28,249.24	661244200	28,170.0	28,340.0	28,045.0	28,140.0	3,762	28,140.0	28,140.0	28,140.0	28,140.0	0	134.99
2022-08-05	27,915.06	28,190.04	27,911.19	28,175.87	712532500	27,925.0	28,240.0	27,825.0	28,150.0	3,078	28,150.0	28,150.0	28,150.0	28,150.0	0	135.05
2022-08-04	27,930.94	28,005.09	27,870.05	27,932.20	831019100	28,015.0	28,085.0	27,835.0	27,890.0	4,313	27,880.0	27,880.0	27,880.0	27,880.0	0	133.02
2022-08-03	27,673.00	27,834.70	27,635.92	27,741.90	723339700	27,780.0	28,035.0	27,630.0	27,995.0	4,791	27,990.0	27,990.0	27,990.0	27,990.0	0	133.84
2022-08-02	27,812.48	27,830.58	27,530.60	27,594.73	718210200	27,885.0	27,930.0	27,530.0	27,765.0	3,795	27,755.0	27,755.0	27,755.0	27,755.0	0	133.18
2022-08-01	27,813.82	27,993.35	27,751.59	27,993.35	719464300	28,010.0	28,075.0	27,745.0	27,905.0	3,164	27,905.0	27,905.0	27,905.0	27,905.0	0	131.66
2022-07-29	27,915.22	28,001.80	27,725.24	27,801.64	793450800	27,920.0	28,020.0	27,730.0	28,000.0	4,129	27,990.0	27,990.0	27,990.0	27,990.0	0	133.36
2022-07-28	27,909.15	28,015.68	27,651.99	27,815.48	834648800	28,015.0	28,035.0	27,620.0	27,875.0	4,050	27,865.0	27,865.0	27,865.0	27,865.0	0	134.32
2022-07-27	27,575.16	27,772.97	27,526.10	27,715.75	510697500	27,500.0	28,075.0	27,500.0	28,045.0	4,131	28,000.0	28,000.0	28,000.0	28,000.0	0	136.58
2022-07-26	27,682.20	27,715.78	27,539.05	27,655.21	500287800	27,745.0	27,745.0	27,430.0	27,445.0	2,449	27,425.0	27,425.0	27,425.0	27,425.0	0	136.92
2022-07-25	27,697.77	27,848.59	27,663.26	27,699.25	465158600	27,715.0	27,855.0	27,660.0	27,780.0	2,637	27,755.0	27,755.0	27,755.0	27,755.0	0	136.66
2022-07-22	27,773.14	27,952.25	27,701.25	27,914.66	601362200	27,905.0	27,980.0	27,600.0	27,665.0	3,578	27,640.0	27,640.0	27,640.0	27,640.0	0	135.99
2022-07-21	27,627.88	27,803.00	27,549.56	27,803.00	567028100	27,630.0	27,915.0	27,545.0	27,900.0	3,276	27,880.0	27,880.0	27,880.0	27,880.0	0	137.38
2022-07-20	27,295.95	27,692.85	27,295.95	27,680.26	666583800	27,420.0	27,770.0	27,380.0	27,605.0	4,115	27,575.0	27,575.0	27,575.0	27,575.0	0	138.25
2022-07-19	27,003.83	27,042.44	26,791.71	26,961.68	594409800	26,945.0	27,430.0	26,800.0	27,400.0	3,458	27,350.0	27,350.0	27,350.0	27,350.0	0	138.18
2022-07-15	26,736.08	26,857.77	26,572.55	26,788.47	655438400	26,760.0	27,025.0	26,585.0	27,020.0	3,037	26,945.0	26,945.0	26,945.0	26,945.0	0	138.53
2022-07-14	26,357.32	26,711.78	26,312.79	26,643.39	606317500	26,490.0	26,									



DATE	N225		DOW		S&P500		OIL		GOLD		香港ハンセン指数	
	Close	5/19=100%	Close	5/19=100%	Close	5/19=100%	Close	5/19=100%	Close	5/19=100%	Close	5/19=100%
2022/10/7	27116	102.70%	29297	93.74%	3639.66	93.31%	93.20	83.06%	1695.53	92.04%	17740.05	88.17%
2022/10/6	27311	103.44%	29927	95.76%	3744.52	95.99%	88.45	78.83%	1712.66	92.97%	18012.15	89.52%
2022/10/5	27121	102.72%	30274	96.87%	3783.28	96.99%	87.76	78.21%	1716.35	93.17%	18087.97	89.90%
2022/10/3	26216	99.29%	29491	94.36%	3678.43	94.30%	83.63	74.53%	1699.70	92.27%	17079.51	84.89%
2022/9/30	25937	98.24%	28726	91.91%	3585.62	91.92%	79.49	70.84%	1661.82	90.21%	17222.83	85.60%
2022/9/29	26422	100.07%	29226	93.51%	3640.47	93.33%	81.23	72.39%	1660.62	90.15%	17165.87	85.31%
2022/9/28	26174	99.13%	29684	94.98%	3719.04	95.34%	82.15	73.21%	1660.03	90.11%	17250.88	85.74%
2022/9/27	26572	100.64%	29135	93.22%	3647.29	93.50%	78.50	69.96%	1629.20	88.44%	17860.31	88.77%
2022/9/26	26432	100.11%	29261	93.63%	3655.04	93.70%	76.71	68.36%	1622.81	88.09%	17855.14	88.74%
2022/9/22	27154	102.84%	30077	96.24%	3757.99	96.34%	83.49	74.41%	1671.35	90.73%	18147.95	90.20%
2022/9/21	27313	103.45%	30184	96.58%	3789.93	97.16%	82.94	73.91%	1673.88	90.87%	18444.62	91.67%
2022/9/20	27688	104.87%	30706	98.25%	3855.93	98.85%	84.45	75.26%	1664.96	90.38%	18781.42	93.34%
2022/9/16	27568	104.41%	30822	98.62%	3873.33	99.30%	85.11	75.85%	1673.19	90.83%	18761.69	93.25%
2022/9/15	27876	105.58%	30962	99.07%	3901.35	100.01%	85.10	75.84%	1664.53	90.36%	18930.38	94.08%
2022/9/14	27819	105.36%	31135	99.62%	3946.01	101.16%	88.48	78.85%	1697.48	92.15%	18847.10	93.67%
2022/9/13	28615	108.38%	31105	99.53%	3932.69	100.82%	87.31	77.81%	1702.56	92.42%	19326.86	96.05%
2022/9/9	28215	106.86%	32152	102.88%	4067.36	104.27%	86.79	77.35%	1715.94	93.15%	19362.25	96.23%
2022/9/8	28065	106.30%	31775	101.67%	4006.18	102.70%	83.54	74.45%	1708.61	92.75%	18854.62	93.71%
2022/9/7	27430	103.89%	31581	101.05%	3979.87	102.03%	81.94	73.02%	1718.46	93.29%	19044.30	94.65%
2022/9/6	27627	104.63%	31145	99.65%	3908.19	100.19%	86.88	77.43%	1701.99	92.39%	19202.73	95.44%
2022/9/2	27651	104.73%	31318	100.21%	3924.26	100.60%	86.87	77.42%	1709.77	92.81%	19452.09	96.68%
2022/9/1	27661	104.77%	31656	101.29%	3966.85	101.69%	86.61	77.19%	1697.69	92.16%	19597.31	97.40%
2022/8/31	28092	106.40%	31510	100.82%	3955	101.39%	89.55	79.81%	1711.15	92.89%	19954.39	99.17%
2022/8/30	28196	106.79%	31791	101.72%	3986.16	102.19%	91.64	81.67%	1724.38	93.61%	19949.03	99.15%
2022/8/29	27879	105.99%	32099	102.71%	4030.61	103.33%	97.01	86.45%	1737.60	94.33%	20023.22	99.52%
2022/8/26	28641	108.48%	32283	103.30%	4057.66	104.02%	93.06	82.93%	1736.90	94.29%	20170.04	100.25%
2022/8/25	28479	107.86%	32392	106.52%	4199.12	107.65%	92.52	82.45%	1758.68	95.47%	19958.38	99.24%
2022/8/24	28313	107.24%	32969	105.49%	4140.77	106.15%	94.89	84.56%	1751.35	95.07%	19268.74	95.77%
2022/8/23	28453	107.76%	32910	105.30%	4128.73	105.84%	93.74	83.54%	1747.97	94.89%	19503.25	96.93%
2022/8/22	28795	109.06%	33064	105.79%	4137.99	106.08%	90.23	80.41%	1736.24	94.25%	19656.98	97.70%
2022/8/19	28930	109.57%	33707	107.85%	4228.48	108.40%	90.77	80.89%	1746.67	94.82%	19773.03	98.27%
2022/8/18	28942	109.62%	33999	108.79%	4283.74	109.82%	90.50	80.65%	1759.47	95.46%	19763.91	98.23%
2022/8/17	29233	110.68%	33980	108.73%	4274.04	109.57%	88.11	78.52%	1763.15	95.66%	19922.45	99.03%
2022/8/16	28869	109.34%	34152	109.28%	4305.2	110.37%	86.53	77.11%	1771.48	96.38%	19830.52	98.56%
2022/8/15	28872	109.35%	33912	108.51%	4297.14	110.16%	89.41	79.68%	1779.55	96.60%	20040.86	99.60%
2022/8/12	28547	108.12%	33761	108.02%	4280.15	109.73%	92.09	82.07%	1801.44	97.79%	20175.62	100.27%
2022/8/10	27819	105.36%	33310	106.58%	4210.24	107.93%	91.93	81.93%	1792.29	97.29%	19610.84	97.47%
2022/8/9	28000	106.05%	32774	104.87%	4122.47	105.68%	90.50	80.65%	1794.44	97.41%	20034.44	99.42%
2022/8/8	28249	106.99%	32833	105.05%	4140.06	106.13%	90.76	80.88%	1789.15	97.12%	20045.77	99.63%
2022/8/5	28176	106.72%	32803	104.96%	4145.19	106.27%	89.01	79.32%	1773.49	96.27%	20201.94	100.40%
2022/8/4	27932	105.79%	32727	104.72%	4151.94	106.44%	88.54	78.91%	1791.25	97.24%	20174.04	100.27%
2022/8/3	27742	105.07%	32813	104.99%	4155.17	106.52%	90.66	80.79%	1765.63	95.85%	19767.09	98.24%
2022/8/2	27595	104.51%	32396	103.66%	4091.19	104.88%	94.42	84.15%	1761.35	95.61%	19689.21	97.86%
2022/8/1	27993	106.02%	32798	104.94%	4118.63	105.58%	93.89	83.67%	1772.24	96.21%	20165.84	100.22%
2022/7/29	27802	105.30%	32845	105.09%	4130.29	105.88%	98.62	87.89%	1761.04	95.60%	20156.51	100.18%
2022/7/28	27815	105.35%	32530	104.08%	4072.43	104.40%	96.42	85.93%	1756.07	95.33%	20622.68	102.49%
2022/7/27	27716	104.97%	32198	103.02%	4023.61	103.15%	97.26	86.68%	1734.47	94.16%	20670.04	102.73%
2022/7/26	27655	104.74%	31762	101.63%	3921.05	100.52%	94.98	84.64%	1717.53	93.24%	20905.88	103.90%
2022/7/25	27699	104.91%	31990	102.36%	3966.84	101.69%	96.70	86.18%	1719.74	93.36%	20562.94	102.20%
2022/7/22	27915	105.73%	31899	102.07%	3961.63	101.56%	94.70	84.40%	1724.16	93.60%	20609.14	102.43%
2022/7/21	27803	105.30%	32037	102.51%	3998.95	102.52%	96.35	85.87%	1718.34	93.28%	20574.63	102.26%
2022/7/20	27680	104.84%	31875	101.99%	3959.9	101.52%	102.26	91.13%	1696.61	92.10%	20890.22	103.82%
2022/7/19	26962	102.12%	31827	101.84%	3936.69	100.92%	104.22	92.88%	1711.72	92.92%	20661.06	102.69%
2022/7/15	26788	101.46%	31288	100.11%	3863.16	99.04%	97.59	86.97%	1705.80	92.60%	20297.72	100.88%
2022/7/14	26643	100.91%	30630	98.01%	3790.38	97.17%	95.78	85.36%	1709.94	92.82%	20751.21	103.13%
2022/7/13	26479	100.29%	30773	98.46%	3801.78	97.46%	96.30	85.82%	1735.66	94.22%	20797.95	103.37%
2022/7/12	26337	99.75%	30981	99.13%	3818.8	97.90%	95.84	85.41%	1726.21	93.71%	20844.74	103.60%
2022/7/11	26812	101.55%	31174	99.75%	3854.43	98.81%	104.09	92.76%	1734.07	94.13%	21124.20	104.99%
2022/7/8	26517	100.43%	31338	100.27%	3899.38	99.96%	104.79	93.39%	1741.52	94.54%	21725.78	107.98%
2022/7/7	26491	100.33%	31385	100.42%	3902.62	100.05%	102.73	91.55%	1740.23	94.47%	21643.58	107.57%
2022/7/6	26108	98.88%	31038	99.31%	3845.08	98.57%	98.53	87.81%	1739.30	94.42%	21586.66	107.29%
2022/7/5	26423	100.08%	30968	99.09%	3831.39	98.22%	99.50	88.67%	1764.79	95.80%	21853.07	108.61%
2022/6/30	26393	99.96%	30775	98.47%	3785.38	97.04%	105.76	94.25%	1807.22	98.10%	21859.79	108.64%
2022/6/29	26805	101.52%	31029	99.28%	3818.83	97.90%	109.78	97.83%	1817.92	98.69%	21969.89	109.32%
2022/6/28	27049	102.45%	30947	99.02%	3821.55	97.97%	111.76	99.60%	1819.95	98.80%	22418.97	111.42%
2022/6/27	26871	101.77%	31438	100.59%	3900.11	99.98%	109.57	97.65%	1822.78	98.95%	22229.52	110.48%
2022/6/24	26492	100.34%	31501	100.79%	3911.74	100.28%	107.62	95.91%	1823.80	99.00%	22179.06	107.94%
2022/6/23	26171	99.12%	30677	98.16%	3795.73	97.31%	104.27	92.92%	1822.67	98.94%	21273.87	105.73%
2022/6/22	26150	99.04%	30483	97.54%	3759.89	96.39%	106.19	94.64%	1837.94	99.77%	21008.34	104.41%
2022/6/21	26246	99.41%	30530	97.69%	3764.79	96.51%	110.65	98.61%	1833.13	99.51%	21559.59	107.15%
2022/6/17	25963	98.33%	29889	95.63%	3674.84	94.21%	109.56	97.64%	1837.12	99.73%	21075.00	104.74%
2022/6/16	26431	100.11%	29927	95.76%	3666.77	94.00%	117.59	104.79%	1856.73	100.79%	20845.43	103.60%
2022/6/15	26326	99.71%	30669	98.13%	3789.99	97.16%	115.31	102.76%	1833.89	99.55%	21308.21	105.90%
2022/6/14	26630	100.86%	30365	97.16%	3735.48	95.76%	118.93	105.99%	1808.26	98.16%	21067.99	104.71%
2022/6/13	26987	102.21%	30517	97.64%	3749.63	96.12%	120.93	107.77%	1819.53	98.77%	21067.58	104.71%
2022/6/10	27824	105.38%	31393	100.45%	3900.86	100.00%	120.67	107.54%	1871.95	101.62%	21806.18	108.38%
2022/6/9	28247	106.98%	32273	103.26%	4017.82	103.00%	121.51	108.29%	1847.95	100.32%	21869.05	108.69%
2022/6/8	28234	106.94%	32911	108.30%	4115.77	105.51%	122.11	108.82%	1853.17	100.60%	22014.59	109.41%
2022/6/7	27944	105.84%	33180	106.17%	4160.68	106.66%	119.41	106.42%	1852.42	100.56%	21531.67	107.01%
2022/6/6	27916	105.73%	32916	105.32%	4121.43	105.66%	118.50	105.61%	1841.71	99.98%	21653.90	107.62%
2022/6/2	27414	103.83%	32448	106.38%	4176.82	107.08%	116.87	104.15%	1868.65	101.44%	21882.13	104.78%
2022/6/1	27458	104.00%	32813	104.99%	4101.23							

# 過去5日及び過去4週の4本値と各種ピボット

# 2022/10/03 ~ 2022/10/07

USD/JPY										Demark				Pivot				Fibonacci Zone													
当日のOHLCLから計算される翌日の										TD Range Projection				TD pivot points																	
日足	Open	High	Low	Close	値幅/日	引け形態	真の高値	真の安値	予想高値	予想安値	予想高値	予想安値	StopLoss	Support	Pivot	Resistance	StopLoss	3-days AVG	Support Zone 2	Support Zone 1	BP	Resistance Zone 1	Resistance Zone 2								
													LBOP	S2	S1	PP	R1	R2	HBOP												
2022/10/03	144.70	145.21	144.16	144.61	105p	陰線引け	-	-	-	-	-	-	143.07	143.61	144.11	144.66	145.16	145.71	146.21												
2022/10/04	144.61	144.94	143.90	144.24	104p	陰線引け	144.94	143.90	144.59	143.55	144.59	143.55	142.74	143.32	143.78	144.36	144.81	145.39	145.85												
2022/10/05	144.24	144.84	143.53	144.61	131p	陰線引け	144.84	143.53	145.38	144.07	145.38	144.07	142.50	143.02	143.81	144.33	145.13	145.64	146.44	144.45	Bear	142.52	~ 143.02	143.52	~ 143.67	144.33	144.98	~ 145.14	145.64	~ 146.14	
2022/10/06	144.59	145.14	144.39	145.09	75p	陰線引け	145.14	144.39	145.49	144.74	145.49	144.74	143.85	144.12	144.61	144.87	145.36	145.63	146.12	144.52	Bull	143.83	~ 144.12	144.41	~ 144.50	144.87	145.25	~ 145.34	145.63	~ 145.92	
2022/10/07	145.12	145.44	144.73	145.36	72p	陰線引け	145.44	144.73	145.76	145.04	145.76	145.04	144.20	144.46	144.91	145.18	145.63	145.89	146.34	144.79	Bull	144.19	~ 144.46	144.74	~ 144.82	145.18	145.53	~ 145.62	145.89	~ 146.17	
週足	Open	High	Low	Close	値幅/週	引け形態	真の高値	真の安値	予想高値	予想安値	予想高値	予想安値	LBOP	S2	S1	PP	R1	R2	HBOP	3-days AVG	Support Zone 2	Support Zone 1	BP	Resistance Zone 1	Resistance Zone 2						
2022/09/12 ~ 2022/09/16	142.41	144.96	141.70	142.91	326p	陰線引け	-	-	-	-	-	-	138.17	139.93	141.42	143.19	144.68	146.45	147.94												
2022/09/19 ~ 2022/09/23	142.95	145.89	140.35	143.30	554p	陰線引け	145.89	141.70	146.69	142.50	146.69	142.50	147.37	141.83	134.93	137.64	140.47	143.18	146.01	148.72	151.55										
2022/09/26 ~ 2022/09/30	143.51	144.91	143.25	144.72	165p	陰線引け	144.91	143.25	145.64	143.99	145.64	143.99	142.03	142.64	143.68	144.29	145.33	145.94	146.98	143.56	Bull	142.01	~ 142.64	143.27	~ 143.47	144.29	145.12	~ 145.31	145.94	~ 146.58	
2022/10/03 ~ 2022/10/07	144.70	145.44	143.53	145.36	191p	陰線引け	145.44	143.53	146.36	144.45	146.36	144.45	142.20	142.87	144.11	144.78	146.02	146.69	147.94	144.08	Bull	142.14	~ 142.87	143.60	~ 143.82	144.78	145.73	~ 145.96	146.69	~ 147.42	

EUR/JPY										Demark				Pivot				Fibonacci Zone												
当日のOHLCLから計算される翌日の										TD Range Projection				TD pivot points																
日足	Open	High	Low	Close	値幅/日	引け形態	真の高値	真の安値	予想高値	予想安値	予想高値	予想安値	StopLoss	Support	Pivot	Resistance	StopLoss	3-days AVG	Support Zone 2	Support Zone 1	BP	Resistance Zone 1	Resistance Zone 2							
													LBOP	S2	S1	PP	R1	R2	HBOP											
2022/10/03	141.77	142.45	141.38	142.06	107p	陰線引け	-	-	-	-	-	-	140.40	140.89	141.47	141.96	142.55	143.04	143.62											
2022/10/04	142.06	144.08	141.99	144.01	209p	陰線引け	144.08	141.99	145.09	143.00	145.09	143.00	140.55	141.27	142.64	143.36	144.73	145.45	146.82											
2022/10/05	144.01	144.08	142.45	142.95	163p	陰線引け	144.08	142.45	143.51	141.88	143.51	141.88	140.60	141.53	142.44	143.16	143.87	144.79	145.50	142.83	Bull	140.90	~ 141.53	142.15	~ 142.34	143.16	143.98	~ 144.17	144.79	~ 145.42
2022/10/06	142.93	143.46	141.96	142.11	150p	陰線引け	143.46	141.96	142.79	141.28	142.79	141.28	140.06	141.01	141.56	142.51	143.06	144.01	144.57	143.01	Bear	140.43	~ 141.01	141.58	~ 141.76	142.51	143.26	~ 143.44	144.01	~ 144.59
2022/10/07	142.13	142.21	141.21	141.55	101p	陰線引け	142.21	141.21	141.88	140.88	141.88	140.88	140.10	140.65	141.10	141.66	142.11	142.66	143.11	142.44	Bear	140.27	~ 140.65	141.03	~ 141.15	141.66	142.16	~ 142.28	142.66	~ 143.05
週足	Open	High	Low	Close	値幅/週	引け形態	真の高値	真の安値	予想高値	予想安値	予想高値	予想安値	LBOP	S2	S1	PP	R1	R2	HBOP	3-days AVG	Support Zone 2	Support Zone 1	BP	Resistance Zone 1	Resistance Zone 2					
2022/09/12 ~ 2022/09/16	143.70	145.64	142.31	143.10	333p	陰線引け	-	-	-	-	-	-	138.39	140.35	141.72	143.68	145.06	147.01	148.39											
2022/09/19 ~ 2022/09/23	143.20	144.04	138.68	138.88	536p	陰線引け	144.04	138.68	141.46	136.30	141.46	136.30	131.66	135.17	137.03	140.53	142.39	145.89	147.75											
2022/09/26 ~ 2022/09/30	138.85	142.29	137.42	141.83	488p	陰線引け	142.29	137.42	144.50	139.63	144.50	139.63	133.86	135.64	138.74	140.52	143.61	145.39	148.49	141.58	Bear	133.77	~ 135.64	137.50	~ 138.08	140.52	142.95	~ 143.53	145.39	~ 147.26
2022/10/03 ~ 2022/10/07	141.77	144.08	141.21	141.55	288p	陰線引け	144.08	141.21	142.82	139.94	142.82	139.94	137.60	139.40	140.48	142.28	143.36	145.16	146.23	141.11	Bull	138.30	~ 139.40	140.50	~ 140.84	142.28	143.72	~ 144.06	145.16	~ 146.26

EUR/USD										Demark				Pivot				Fibonacci Zone												
当日のOHLCLから計算される翌日の										TD Range Projection				TD pivot points																
日足	Open	High	Low	Close	値幅/日	引け形態	真の高値	真の安値	予想高値	予想安値	予想高値	予想安値	StopLoss	Support	Pivot	Resistance	StopLoss	3-days AVG	Support Zone 2	Support Zone 1	BP	Resistance Zone 1	Resistance Zone 2							
													LBOP	S2	S1	PP	R1	R2	HBOP											
2022/10/03	0.9797	0.9845	0.9753	0.9823	92p	陰線引け	-	-	-	-	-	-	0.9678	0.9715	0.9769	0.9807	0.9861	0.9899	0.9953											
2022/10/04	0.9823	1.0000	0.9806	0.9984	193p	陰線引け	1.0000	0.9806	1.0088	0.9895	1.0088	0.9895	0.9668	0.9737	0.9861	0.9930	1.0054	1.0123	1.0247											
2022/10/05	0.9984	0.9995	0.9836	0.9885	159p	陰線引け	0.9995	0.9836	0.9940	0.9781	0.9940	0.9781	0.9656	0.9746	0.9815	0.9905	0.9975	1.0064	1.0134	0.9881	Bull	0.9685	~ 0.9746	0.9807	~ 0.9826	0.9905	0.9985	~ 1.0004	1.0064	~ 1.0125
2022/10/06	0.9886	0.9927	0.9788	0.9795	139p	陰線引け	0.9927	0.9788	0.9861	0.9722	0.9861	0.9722	0.9608	0.9698	0.9746	0.9836	0.9885	0.9975	1.0023	0.9891	Bear	0.9645	~ 0.9698	0.9751	~ 0.9767	0.9836	0.9906	~ 0.9922	0.9975	~ 1.0028
2022/10/07	0.9794	0.9817	0.9727	0.9738	90p	陰線引け	0.9817	0.9727	0.9777	0.9688	0.9777	0.9688	0.9615	0.9671	0.9704	0.9761	0.9794	0.9850	0.9884	0.9834	Bear	0.9637	~ 0.9671	0.9705	~ 0.9716	0.9761	0.9805	~ 0.9816	0.9850	~ 0.9885
週足	Open	High	Low	Close	値幅/週	引け形態	真の高値	真の安値	予想高値	予想安値	予想高値	予想安値	LBOP	S2	S1	PP	R1	R2	HBOP	3-days AVG	Support Zone 2	Support Zone 1	BP	Resistance Zone 1	Resistance Zone 2					
2022/09/12 ~ 2022/09/16	1.0088	1.0198	0.9946	1.0013	252p	陰線引け	-	-	-	-	-	-	0.9654	0.9800	0.9906	1.0052	1.0159	1.0305	1.0411											
2022/09/19 ~ 2022/09/23	1.0015	1.0051	0.9669	0.9692	382p	陰線引け	1.0051	0.9692	0.9871	0.9512	0.9871	0.9489	0.9175	0.9422	0.9557	0.9804	0.9939	1.0186	1.0321											
2022/09/26 ~ 2022/09/30	0.9675	0.9853	0.9536	0.9800	317p	陰線引け	0.9853	0.9536	0.9985	0.9668	0.9985	0.9668	0.9290	0.9413	0.9607	0.9730	0.9924	1.0047	1.0240	0.9862	Bear	0.9292	~ 0.9413	0.9534	~ 0.9571	0.9730	0.9888	~ 0.9926	1.0047	~ 1.0168
2022/10/03 ~ 2022/10/07	0.9797	1.0000	0.9727	0.9738	272p	陰線引け	1.0000	0.9727	0.9869	0.9596	0.9869	0.9596	0.9371	0.9549	0.9644	0.9822	0.9916	1.0094	1.0188	0.9785	Bull	0.9445	~ 0.9549	0.9653	~ 0.9685	0.9822	0.9958	~ 0.9990	1.0094	~ 1.0198

GBP/JPY										Demark				Pivot				Fibonacci Zone						
当日のOHLCLから計算される翌日の										TD Range Projection				TD pivot points										
日足	Open	High	Low	Close	値幅/日	引け形態	真の高値	真の安値	予想高値	予想安値	予想高値	予想安値	StopLoss	Support	Pivot	Resistance	StopLoss	3-days AVG	Support Zone 2	Support Zone 1	BP	Resistance Zone 1	Resistance Zone 2	
													LBOP	S2	S1	PP	R1	R2	HBOP					
2022/10/03	161.90	163.89	160.62	163.68	327p	陰線引け	-	-	-	-	-	-	158.31	159.46	161.57	162.73	164.84	166.00	168.11					
2022/10/04	163.69	165.54	163.43	165.47	211p	陰線引け	165.54	163.43	166.56	164.45	166.56	164.45	161.98	162.71	164.09	164.81	166.20	166.92	168					

# IMM扱い8通貨/ダウ/日経/金/オイル/主要クロス円の過去5日及び過去5週の4本値

AUDUSD					CADUSD					CHFUSD				
Date	Open	High	Low	Close	Date	Open	High	Low	Close	Date	Open	High	Low	Close
2022/10/07	0.6413	0.6432	0.6355	0.6363	2022/10/07	0.7276	0.7312	0.7267	0.7278	2022/10/07	1.0102	1.0123	1.0047	1.0053
2022/10/06	0.6490	0.6541	0.6390	0.6413	2022/10/06	0.7344	0.7372	0.7270	0.7275	2022/10/06	1.0171	1.0224	1.0087	1.0118
2022/10/05	0.6502	0.6526	0.6417	0.6490	2022/10/05	0.7400	0.7405	0.7302	0.7344	2022/10/05	1.0206	1.0219	1.0113	1.0168
2022/10/04	0.6515	0.6547	0.6452	0.6502	2022/10/04	0.7341	0.7406	0.7319	0.7401	2022/10/04	1.0079	1.0219	1.0059	1.0206
2022/10/03	0.6404	0.6522	0.6403	0.6515	2022/10/03	0.7236	0.7342	0.7232	0.7341	2022/10/03	1.0132	1.0170	1.0050	1.0078

CNYUSD					EURUSD					GBPUSD				
Date	Open	High	Low	Close	Date	Open	High	Low	Close	Date	Open	High	Low	Close
2022/10/07	0.1411	0.1411	0.1402	0.1409	2022/10/07	0.9794	0.9817	0.9727	0.9738	2022/10/07	1.1168	1.1225	1.1056	1.1080
2022/10/06	0.1416	0.1424	0.1416	0.1417	2022/10/06	0.9886	0.9927	0.9788	0.9795	2022/10/06	1.1323	1.1383	1.1116	1.1168
2022/10/05	0.1422	0.1426	0.1416	0.1417	2022/10/05	0.9984	0.9995	0.9836	0.9885	2022/10/05	1.1472	1.1495	1.1227	1.1322
2022/10/04	0.1409	0.1418	0.1405	0.1415	2022/10/04	0.9823	1.0000	0.9806	0.9984	2022/10/04	1.1319	1.1489	1.1281	1.1472
2022/10/03	0.1402	0.1404	0.1397	0.1399	2022/10/03	0.9797	0.9845	0.9753	0.9823	2022/10/03	1.1188	1.1334	1.1086	1.1319

JPYUSD					MXNUSD					NZDUSD				
Date	Open	High	Low	Close	Date	Open	High	Low	Close	Date	Open	High	Low	Close
2022/10/07	0.0069	0.0069	0.0069	0.0069	2022/10/07	0.0497	0.0500	0.0497	0.0498	2022/10/07	0.5663	0.5674	0.5598	0.5606
2022/10/06	0.0069	0.0069	0.0069	0.0069	2022/10/06	0.0498	0.0500	0.0496	0.0497	2022/10/06	0.5744	0.5814	0.5641	0.5663
2022/10/05	0.0069	0.0070	0.0069	0.0069	2022/10/05	0.0501	0.0501	0.0496	0.0498	2022/10/05	0.5729	0.5805	0.5661	0.5743
2022/10/04	0.0069	0.0069	0.0069	0.0069	2022/10/04	0.0499	0.0501	0.0499	0.0501	2022/10/04	0.5721	0.5759	0.5681	0.5729
2022/10/03	0.0069	0.0069	0.0069	0.0069	2022/10/03	0.0496	0.0501	0.0496	0.0499	2022/10/03	0.5602	0.5731	0.5600	0.5721

Nikkei 225 - Japan (NIX)					出来高	
Date	Open	High	Low	Close	(ドル建て終値)	出来高
2022/10/07	26975.92	27198.83	26921.90	27116.11	186.54	0 1146328300
2022/10/06	27137.98	27399.19	27137.98	27311.30	188.23	693713000 1175576700
2022/10/05	27211.32	27216.80	27031.28	27120.53	187.54	732888600 1220623600
2022/10/04	26653.49	26994.44	26633.52	26992.21	187.14	870616400 1418004800
2022/10/03	25778.95	26223.84	25623.67	26215.79	181.28	807028900 1308177900
週4本値	25778.95	27399.19	25623.67	27116.11	186.54	(N225銘柄計) (東証一部全体計)

XAUUSD				
Date	Open	High	Low	Close
2022/10/07	1712.44	1714.87	1691.20	1695.53
2022/10/06	1716.32	1725.45	1707.03	1712.66
2022/10/05	1725.17	1727.82	1700.86	1716.35
2022/10/04	1698.44	1729.35	1695.28	1726.42
2022/10/03	1661.67	1701.49	1659.77	1699.70
週4本値	1661.67	1729.35	1659.77	1695.53

Dow Jones Industrial - USA (DJIA)					出来高
Date	Open	High	Low	Close	出来高
2022/10/07	29685.27	29685.27	29142.66	29296.79	367950000
2022/10/06	30206.13	30329.61	29859.34	29926.94	306840000
2022/10/05	30078.36	30454.46	29886.44	30273.87	290610000
2022/10/04	29826.67	30325.05	29826.67	30316.32	375640000
2022/10/03	28855.25	29647.79	28855.25	29490.89	397830000
週4本値	28855.25	30454.46	28855.25	29296.79	

Historical Data by  
  
 Arrangement by  
<https://fx.najirane.com>

Crude Light Oil					出来高
Date	Open	High	Low	Close	出来高
2022/10/07	88.93	93.31	88.00	93.20	385917
2022/10/06	88.08	89.07	87.04	88.45	235296
2022/10/05	86.37	88.42	85.42	87.76	329790
2022/10/04	83.22	86.98	83.22	86.52	302549
2022/10/03	81.02	84.56	80.87	83.63	287168
週4本値	81.02	93.31	80.87	93.20	

USDJPY					EURJPY					GBPJPY				
日付	始値	高値	安値	終値	日付	始値	高値	安値	終値	日付	始値	高値	安値	終値
2022/10/07	145.12	145.44	144.73	145.36	2022/10/07	142.13	142.21	141.21	141.55	2022/10/07	162.07	162.60	160.78	161.06
2022/10/06	144.59	145.14	144.39	145.09	2022/10/06	142.93	143.46	141.96	142.11	2022/10/06	163.71	164.45	161.13	162.04
2022/10/05	144.24	144.84	143.53	144.61	2022/10/05	144.01	144.08	142.45	142.95	2022/10/05	165.46	165.71	162.61	163.73
2022/10/04	144.61	144.94	143.90	144.24	2022/10/04	142.06	144.08	141.99	144.01	2022/10/04	163.69	165.54	163.43	165.47
2022/10/03	144.70	145.21	144.16	144.61	2022/10/03	141.77	142.45	141.38	142.06	2022/10/03	161.90	163.89	160.62	163.68

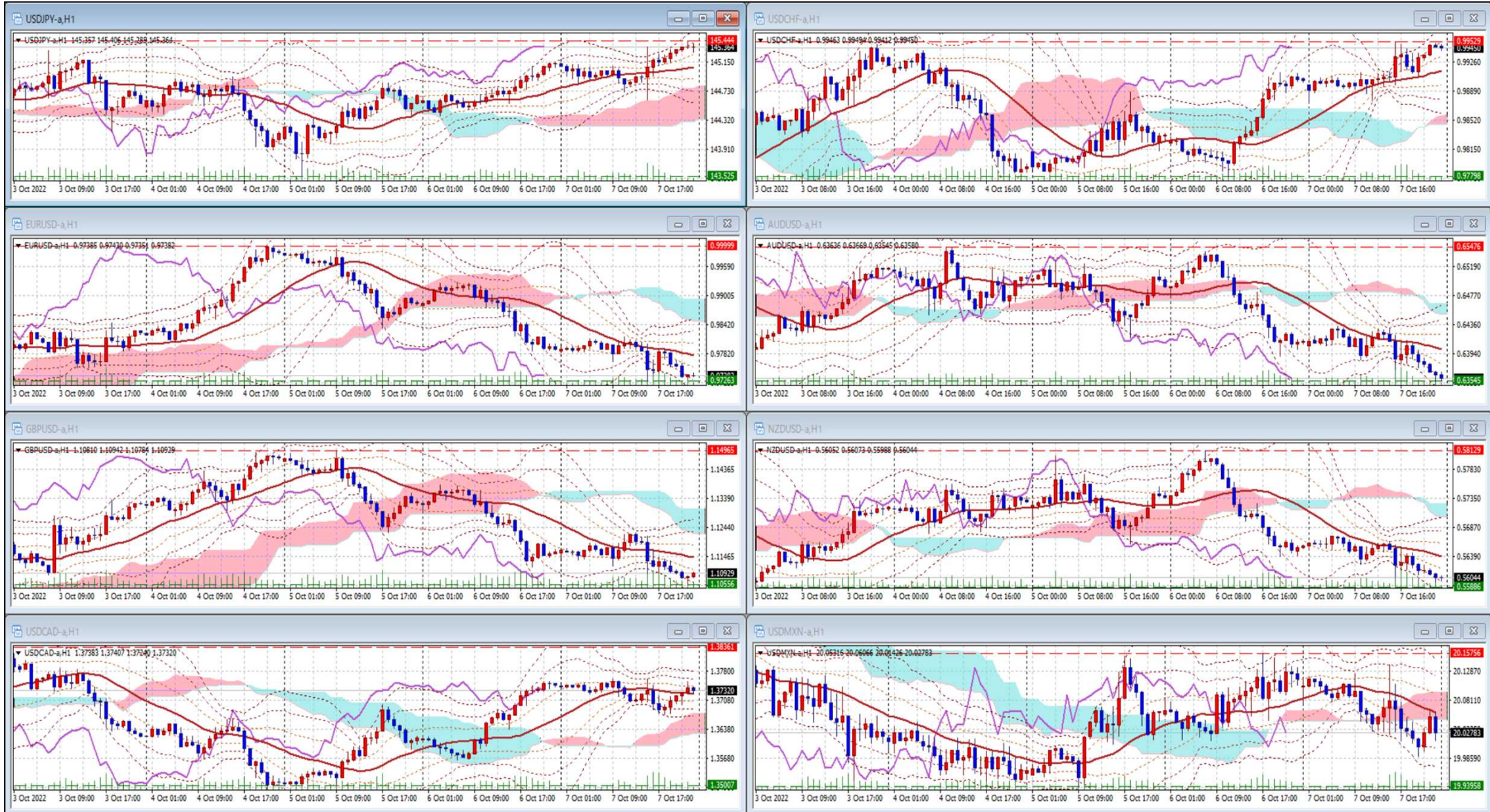
USDJPY Weekly					EURJPY Weekly					GBPJPY Weekly				
日付	始値	高値	安値	終値	日付	始値	高値	安値	終値	日付	始値	高値	安値	終値
2022/10/07	144.70	145.44	143.53	145.36	2022/10/07	141.77	144.08	141.21	141.55	2022/10/07	161.90	165.71	160.62	161.06
2022/09/30	143.51	144.91	143.25	144.72	2022/09/30	138.85	142.29	137.42	141.83	2022/09/30	155.25	162.17	148.76	161.61
2022/09/23	142.95	145.89	140.35	143.30	2022/09/23	143.20	144.04	138.68	138.88	2022/09/23	163.30	164.43	155.48	155.72
2022/09/16	142.41	144.96	141.70	142.91	2022/09/16	143.70	145.64	142.31	143.10	2022/09/16	165.67	167.47	162.76	163.28
2022/09/09	140.17	144.99	140.13	142.69	2022/09/09	139.21	144.73	138.69	143.34	2022/09/09	160.98	166.32	160.67	165.40

# 先週のIMM取り扱い対ドル8通貨チャート

※ 赤点線は週最高値/青天線は週最低値、BB中心線はSMA21

2022/10/03 ~ 2022/10/07

Chart by OANDA Japan MetaTrader4



Pivot Maker Ver 3.0 by FX\_勝てば官軍?

<https://fx.najirane.com>