

JAPANESE YEN - CHICAGO MERCANTILE EXCHANGE

Code-097741

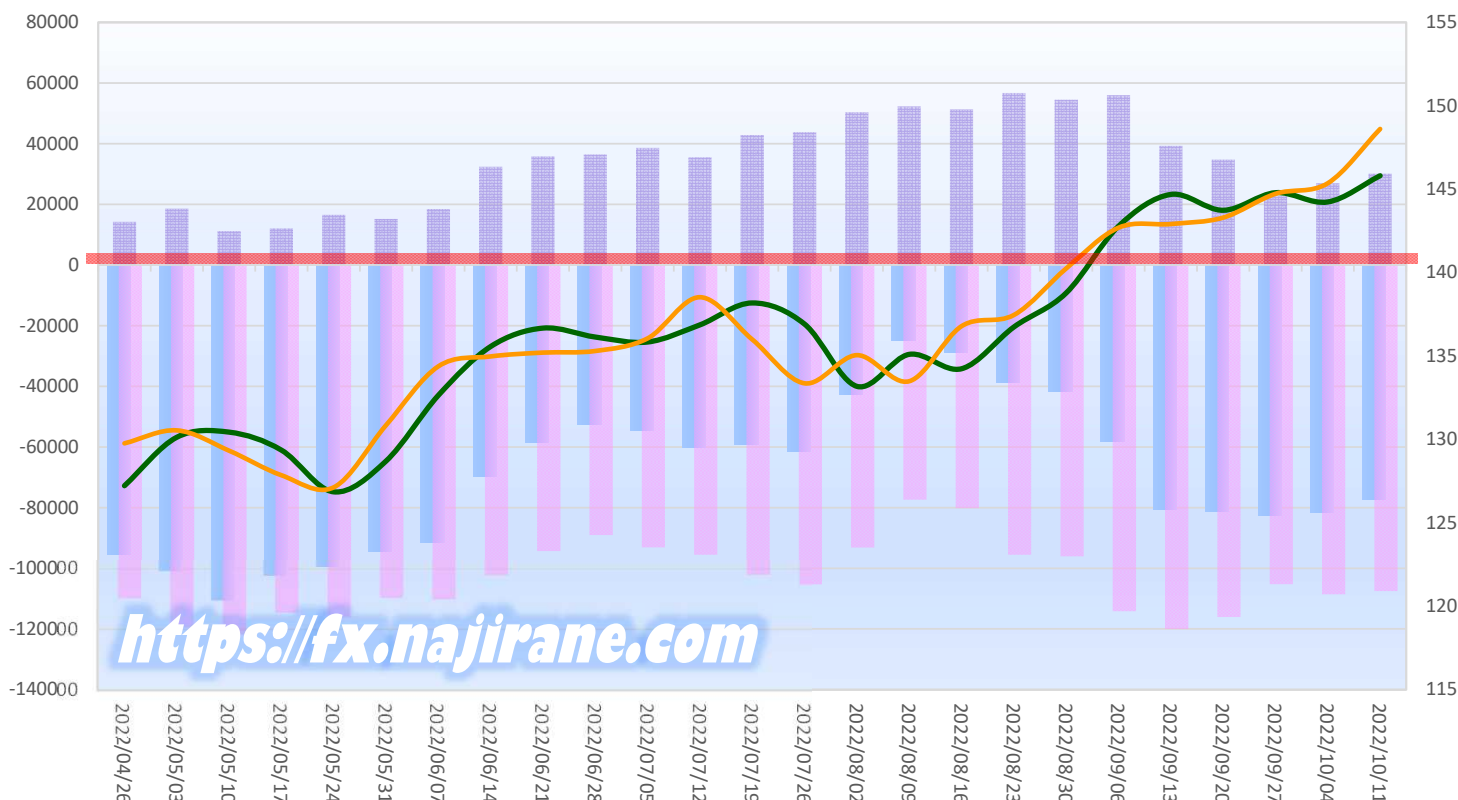
2022/04/19 ~ 2022/10/11

2022/10/14 NYクローズ時公表値

Report_Date	Non Commercial Positions												参考引け値	
	Long	増減	増減(%)	Short	増減	増減(%)	売り越し	増減	増減(%)	売買計	増減	増減(%)	10/11(火)	10/14(金)
2022/10/11	30149	3187	11.8%	107542	-1043	-1.0%	77393	-4230	-5.2%	137691	2144	1.6%	145.80	148.61
2022/10/04	26962	4256	18.7%	108585	3323	3.2%	81623	-933	-1.1%	135547	7579	5.9%	144.24	145.36
2022/09/27	22706	-12061	-34.7%	105262	-10785	-9.3%	82556	1276	1.6%	127968	-22846	-15.1%	144.79	144.72
2022/09/20	34767	-4556	-11.6%	116047	-3968	-3.3%	81280	588	0.7%	150814	-8524	-5.3%	143.73	143.30
2022/09/13	39323	-16679	-29.8%	120015	5824	5.1%	80692	22503	38.7%	159338	-10855	-6.4%	144.69	142.91
2022/09/06	56002	1489	2.7%	114191	18147	18.9%	58189	16658	40.1%	170193	19636	13.0%	142.78	142.69
2022/08/30	54513	-2221	-3.9%	96044	503	0.5%	41531	2724	7.0%	150557	-1718	-1.1%	138.78	140.24
2022/08/23	56734	5426	10.6%	95541	15342	19.1%	38807	9916	34.3%	152275	20768	15.8%	136.74	137.46
2022/08/16	51308	-1025	-2.0%	80199	2834	3.7%	28891	3859	15.4%	131507	1809	1.4%	134.24	136.79
2022/08/09	52333	1900	3.8%	77365	-15821	-17.0%	25032	-17721	-41.4%	129698	-13921	-9.7%	135.10	133.49
2022/08/02	50433	6621	15.1%	93186	-12107	-11.5%	42753	-18728	-30.5%	143619	-5486	-3.7%	133.18	135.05
2022/07/26	43812	932	2.2%	105293	3188	3.1%	61481	2256	3.8%	149105	4120	2.8%	136.92	133.36
2022/07/19	42880	7347	20.7%	102105	6574	6.9%	59225	-773	-1.3%	144985	13921	10.6%	138.18	135.99
2022/07/12	35533	-3127	-8.1%	95531	2426	2.6%	59998	5553	10.2%	131064	-701	-0.5%	136.87	138.53
2022/07/05	38660	2198	6.0%	93105	4073	4.6%	54445	1875	3.6%	131765	6271	5.0%	135.84	136.06
2022/06/28	36462	598	1.7%	89032	-5286	-5.6%	52570	-5884	-10.1%	125494	-4688	-3.6%	136.14	135.30
2022/06/21	35864	3423	10.6%	94318	-7878	-7.7%	58454	-11301	-16.2%	130182	-4455	-3.3%	136.67	135.20
2022/06/14	32441	13975	75.7%	102196	-7916	-7.2%	69755	-21891	-23.9%	134637	6059	4.7%	135.57	134.98
2022/06/07	18466	3265	21.5%	110112	472	0.4%	91646	-2793	-3.0%	128578	3737	3.0%	132.64	134.38
2022/05/31	15201	-1366	-8.2%	109640	-6371	-5.5%	94439	-5005	-5.0%	124841	-7737	-5.8%	128.70	130.85
2022/05/24	16567	4454	36.8%	116011	1589	1.4%	99444	-2865	-2.8%	132578	6043	4.8%	126.85	127.13
2022/05/17	12113	917	8.2%	114422	-7228	-5.9%	102309	-8145	-7.4%	126535	-6311	-4.8%	129.37	127.86
2022/05/10	11196	-7389	-39.8%	121650	2271	1.9%	110454	9660	9.6%	132846	-5118	-3.7%	130.44	129.33
2022/05/03	18585	4316	30.2%	119379	9575	8.7%	100794	5259	5.5%	137964	13891	11.2%	130.13	130.55
2022/04/26	14269	1546	12.2%	109804	-10106	-8.4%	95535	-11652	-10.9%	124073	-8560	-6.5%	127.22	129.76
2022/04/19	12723			119910			107187			132633			128.94	128.54

JAPANESE YEN - CHICAGO MERCANTILE EXCHANGE  
FUTURES ONLY POSITIONS

売越し Long Short 火曜終値 金曜終値



**EURO FX - CHICAGO MERCANTILE EXCHANGE**

Code-099741

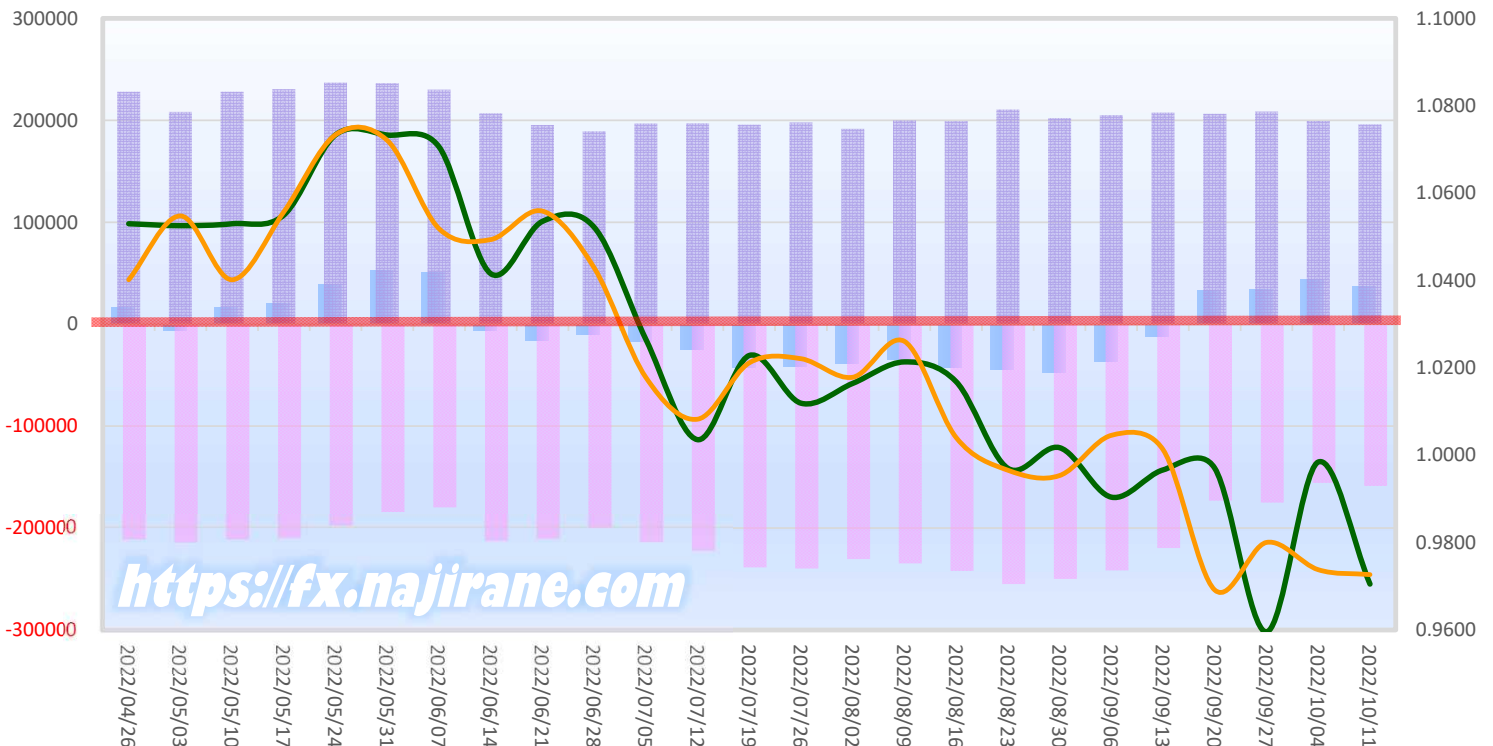
2022/04/19 ~ 2022/10/11

2022/10/14 NYクローズ時公表値

Report_Date	Non Commercial Positions										参考引け値			
	Long	増減		Short	増減		売り越し	増減		売買計	増減	10/11(火)	10/14(金)	
2022/10/11	196136	-3255	-1.6%	158637	2928	1.9%	-37499	-6183	-14.2%	354773	-327	-0.1%	0.9705	0.9727
2022/10/04	199391	-9345	-4.5%	155709	-19230	-11.0%	-43682	9885	29.2%	355100	-28575	-7.4%	0.9984	0.9738
2022/09/27	208736	2172	1.1%	174939	1824	1.1%	-33797	348	1.0%	383675	3996	1.1%	0.9596	0.9800
2022/09/20	206564	-1214	-0.6%	173115	-46500	-21.2%	-33449	-45286	-382.6%	379679	-47714	####	0.9971	0.9692
2022/09/13	207778	2501	1.2%	219615	-22011	-9.1%	11837	-24512	-67.4%	427393	-19510	-4.4%	0.9967	1.0013
2022/09/06	205277	3019	1.5%	241626	-8308	-3.3%	36349	-11327	-23.8%	446903	-5289	-1.2%	0.9904	1.0046
2022/08/30	202258	-8567	-4.1%	249934	-5000	-2.0%	47676	3567	8.1%	452192	-13567	-2.9%	1.0017	0.9954
2022/08/23	210825	11599	5.8%	254934	12924	5.3%	44109	1325	3.1%	465759	24523	5.6%	0.9970	0.9966
2022/08/16	199226	-862	-0.4%	242010	7386	3.1%	42784	8248	23.9%	441236	6524	1.5%	1.0168	1.0041
2022/08/09	200088	8396	4.4%	234624	4121	1.8%	34536	-4275	-11.0%	434712	12517	3.0%	1.0214	1.0261
2022/08/02	191692	-6349	-3.2%	230503	-9122	-3.8%	38811	-2773	-6.7%	422195	-15471	-3.5%	1.0165	1.0178
2022/07/26	198041	2166	1.1%	239625	1005	0.4%	41584	-1161	-2.7%	437666	3171	0.7%	1.0119	1.0221
2022/07/19	195875	-1365	-0.7%	238620	16136	7.3%	42745	17501	69.3%	434495	14771	3.5%	1.0228	1.0212
2022/07/12	197240	102	0.1%	222484	8494	4.0%	25244	8392	49.8%	419724	8596	2.1%	1.0036	1.0082
2022/07/05	197138	7724	4.1%	213990	13980	7.0%	16852	6256	59.0%	411128	21704	5.6%	1.0266	1.0178
2022/06/28	189414	-6140	-3.1%	200010	-11149	-5.3%	10596	-5009	-32.1%	389424	-17289	-4.3%	1.0522	1.0429
2022/06/21	195554	-11432	-5.5%	211159	-1845	-0.9%	15605	9587	159.3%	406713	-13277	-3.2%	1.0536	1.0559
2022/06/14	206986	-23262	-10.1%	213004	33299	18.5%	6018	-56561	-111.9%	419990	10037	2.4%	1.0416	1.0494
2022/06/07	230248	-6305	-2.7%	179705	-4576	-2.5%	-50543	-1729	-3.3%	409953	-10881	-2.6%	1.0706	1.0519
2022/05/31	236553	-519	-0.2%	184281	-13861	-7.0%	-52272	13342	34.3%	420834	-14380	-3.3%	1.0733	1.0721
2022/05/24	237072	6302	2.7%	198142	-12289	-5.8%	-38930	18591	91.4%	435214	-5987	-1.4%	1.0733	1.0734
2022/05/17	230770	2540	1.1%	210431	-1270	-0.6%	-20339	3810	23.1%	441201	1270	0.3%	1.0550	1.0557
2022/05/10	228230	19781	9.5%	211701	-3126	-1.5%	-16529	-22907	-359.2%	439931	16655	3.9%	1.0530	1.0402
2022/05/03	208449	-14544	-6.5%	214827	14035	7.0%	6378	-28579	-128.7%	423276	-509	-0.1%	1.0526	1.0548
2022/04/26	222993	1990	0.9%	200792	11090	5.8%	-22201	-9100	-29.1%	423785	13080	3.2%	1.0640	1.0549
2022/04/19	221003			189702			-31301			410705			1.0790	1.0793

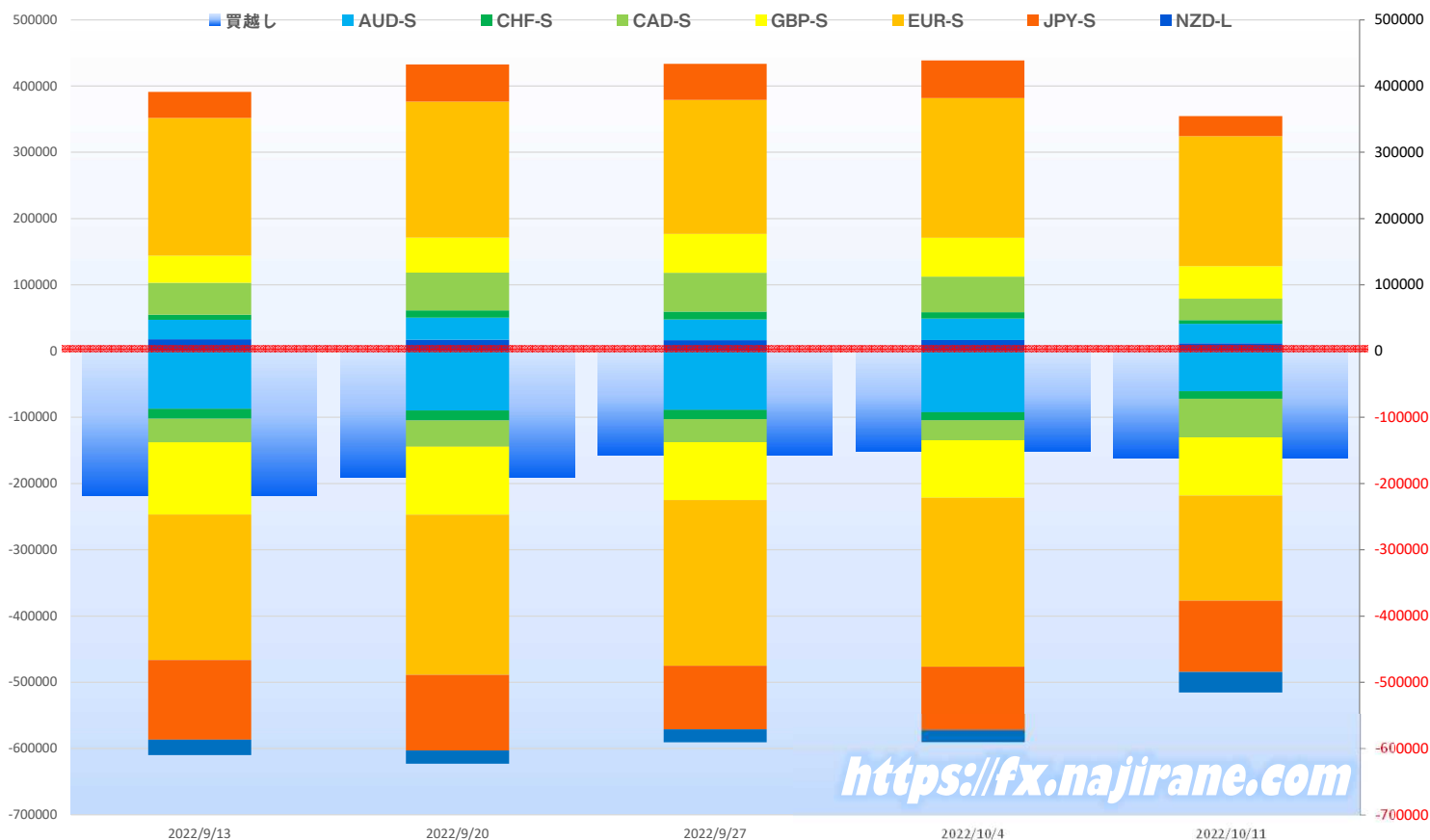
**EURO FX - CHICAGO MERCANTILE EXCHANGE  
FUTURES ONLY POSITIONS**

■ 売越し ■ Long ■ Short ■ 火曜終値 ■ 金曜終値



	2022/09/13			2022/09/20			2022/09/27			2022/10/04			2022/10/11		
	Long	Short	売り越し	Long	Short	売り越し	Long	Short	売り越し	Long	Short	売り越し	Long	Short	売り越し
JPY	39323	120015	80692	34767	116047	81280	22706	105262	82556	26962	108585	81623	<b>30149</b>	<b>107542</b>	<b>77393</b>
	前週比 枚数増減 (枚)			-4556	-3968	588	-12061	-10785	1276	4256	3323	-933	3187	-1043	-4230
	前週比 枚数増減 (%)			-11.6%	-3.3%	0.7%	-34.7%	-9.3%	1.6%	18.7%	3.2%	-1.1%	11.8%	-1.0%	-5.2%
EUR	207778	219615	11837	206564	173115	-33449	208736	174939	-33797	199391	155709	-43682	<b>196136</b>	<b>158637</b>	<b>-37499</b>
	前週比 枚数増減 (枚)			-1214	-46500	45286	2172	1824	348	-9345	-19230	9885	-3255	2928	-6183
	前週比 枚数増減 (%)			-0.6%	-21.2%	382.6%	1.1%	1.1%	1.0%	-4.5%	-11.0%	29.2%	-1.6%	1.9%	-14.2%
GBP	41129	109215	68086	41289	96132	54843	59831	106255	46424	42078	91617	49539	<b>48979</b>	<b>88149</b>	<b>39170</b>
	前週比 枚数増減 (枚)			160	-13083	-13243	18542	10123	-8419	-17753	-14638	3115	6901	-3468	-10369
	前週比 枚数増減 (%)			0.4%	-12.0%	-19.5%	44.9%	10.5%	-15.4%	-29.7%	-13.8%	6.7%	16.4%	-3.8%	-20.9%
AUD	29218	87068	57850	38797	79353	40556	39006	73659	34653	36248	64012	27764	<b>29325</b>	<b>60596</b>	<b>31271</b>
	前週比 枚数増減 (枚)			9579	-7715	-17294	209	-5694	-5903	-2758	-9647	-6889	-6923	-3416	3507
	前週比 枚数増減 (%)			32.8%	-8.9%	-29.9%	0.5%	-7.2%	-14.6%	-7.1%	-13.1%	-19.9%	-19.1%	-5.3%	12.6%
CAD	48102	35677	-12425	47913	45857	-2056	33677	51343	17666	36246	57653	21407	<b>32476</b>	<b>58148</b>	<b>25672</b>
	前週比 枚数増減 (枚)			-189	10180	-10369	-14236	5486	19722	2569	6310	3741	-3770	495	4265
	前週比 枚数増減 (%)			-0.4%	28.5%	-83.5%	-29.7%	12.0%	959.2%	7.6%	12.3%	21.2%	-10.4%	0.9%	19.9%
CHF	7704	15009	7305	8167	14907	6740	7681	13411	5730	7816	14668	6852	<b>5501</b>	<b>11391</b>	<b>5890</b>
	前週比 枚数増減 (枚)			463	-102	-565	-486	-1496	-1010	135	1257	1122	-2315	-3277	-962
	前週比 枚数増減 (%)			6.0%	-0.7%	-7.7%	-6.0%	-10.0%	-15.0%	1.8%	9.4%	19.6%	-29.6%	-22.3%	-14.0%
NZD	17949	23250	5301	11646	24235	12589	12287	23758	11471	14966	28944	13978	<b>11894</b>	<b>30936</b>	<b>19042</b>
	前週比 枚数増減 (枚)			-6303	985	7288	641	-477	-1118	2679	5186	2507	-3072	1992	5064
	前週比 枚数増減 (%)			-35.1%	4.2%	137.5%	5.5%	-2.0%	-8.9%	21.8%	21.8%	21.9%	-20.5%	6.9%	36.2%
MXN	103772	129153	25381	96671	124704	28033	87723	129045	41322	108626	145947	37321	<b>120239</b>	<b>153893</b>	<b>33654</b>
	前週比 枚数増減 (枚)			-7101	-4449	2652	-8948	4341	13289	20903	16902	-4001	11613	7946	-3667
	前週比 枚数増減 (%)			-6.8%	-3.4%	10.4%	-9.3%	3.5%	47.4%	23.8%	13.1%	-9.7%	10.7%	5.4%	-9.8%
Total All 8	494975	739002	244027	485814	674350	188536	471647	677672	206025	472333	667135	194802	<b>474699</b>	<b>669292</b>	<b>194593</b>
	前週比 枚数増減 (枚)			-9161	-64652	-55491	-14167	3322	17489	686	-10537	-11223	2366	2157	-209
	前週比 枚数増減 (%)			-1.9%	-8.7%	-22.7%	-2.9%	0.5%	9.3%	0.1%	-1.6%	-5.4%	0.5%	0.3%	-0.1%
Total 7 (MXN除く)	391203	609849	218646	389143	549646	160503	383924	548627	164703	363707	521188	157481	<b>354460</b>	<b>515399</b>	<b>160939</b>
	前週比 枚数増減 (枚)			-2060	-60203	-58143	-5219	-1019	4200	-20217	-27439	-7222	-9247	-5789	3458
	前週比 枚数増減 (%)			-0.5%	-9.9%	-26.6%	-1.3%	-0.2%	2.6%	-5.3%	-5.0%	-4.4%	-2.5%	-1.1%	2.2%

## 直近5週 CFTC IMM主要7通貨の売買構成

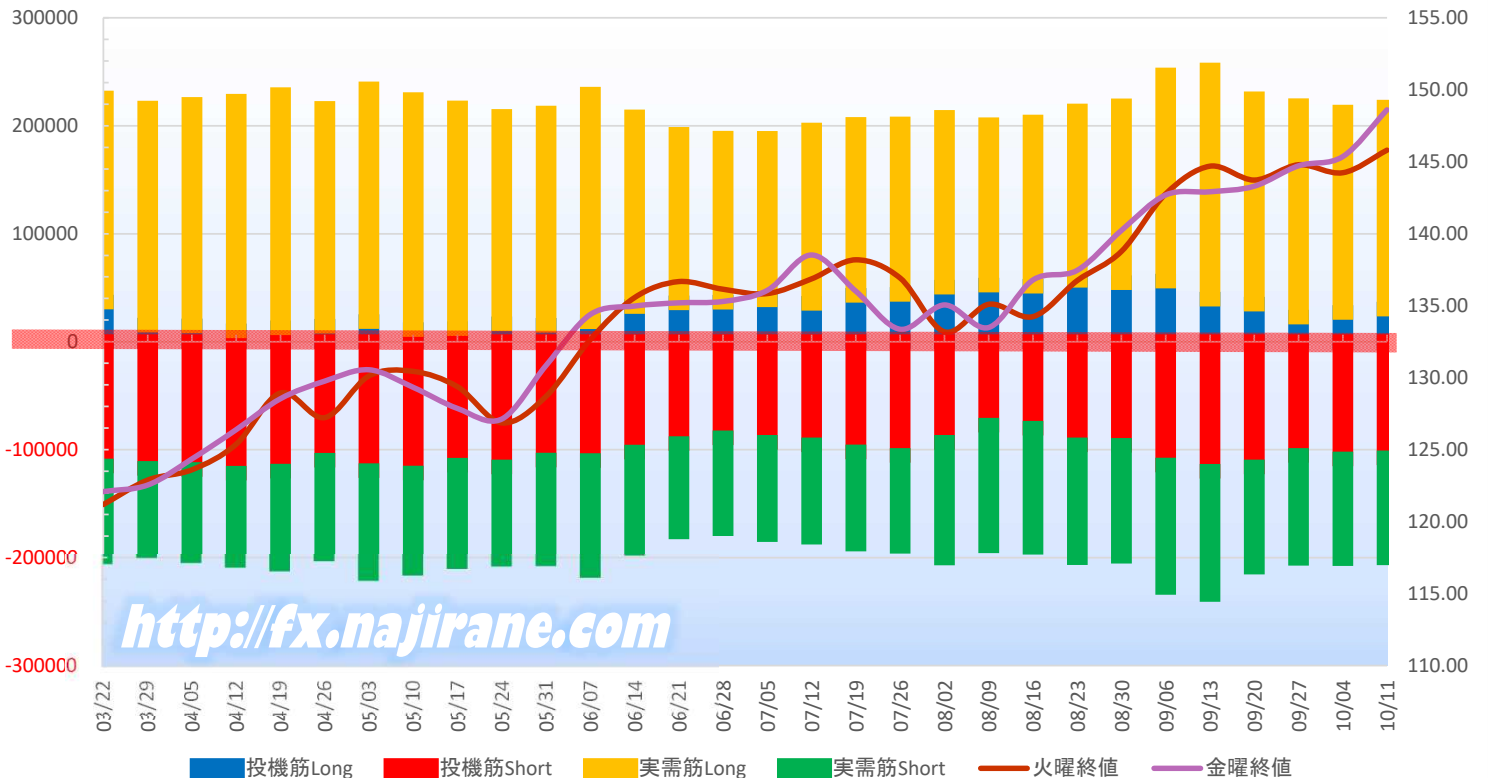


JAPANESE YEN - CHICAGO MERCANTILE EXCHANGE  
FUTURES ONLY POSITIONS

Code-097741  
2022/10/14 公表値

Date	投機筋集計				実需筋集計				投機筋+実需筋合計				ドル円終値	
	円買い	円売り	売り越し	売買計	円買い	円売り	売り越し	売買計	円買い	円売り	売り越し	売買計	火曜締め	金曜締め
2022/10/11	30149	107542	77393	137691	187119	92670	-94449	279789	217268	200212	-17056	417480	145.80	148.61
2022/10/04	26962	108585	81623	135547	185691	92367	-93324	278058	212653	200952	-11701	413605	144.24	145.36
2022/09/27	22706	105262	82556	127968	195930	95297	-100633	291227	218636	200559	-18077	419195	144.79	144.72
2022/09/20	34767	116047	81280	150814	190267	92754	-97513	283021	225034	208801	-16233	433835	143.73	143.30
2022/09/13	39323	120015	80692	159338	212375	114076	-98299	326451	251698	234091	-17607	485789	144.69	142.91
2022/09/06	56002	114191	58189	170193	191138	113469	-77669	304607	247140	227660	-19480	474800	142.78	142.69
2022/08/30	54513	96044	41531	150557	163991	102704	-61287	266695	218504	198748	-19756	417252	138.78	140.24
2022/08/23	56734	95541	38807	152275	156987	104523	-52464	261510	213721	200064	-13657	413785	136.74	137.46
2022/08/16	51308	80199	28891	131507	152209	110230	-41979	262439	203517	190429	-13088	393946	134.24	136.79
2022/08/09	52333	77365	25032	129698	148628	111634	-36994	260262	200961	188999	-11962	389960	135.10	133.49
2022/08/02	50433	93186	42753	143619	157333	107079	-50254	264412	207766	200265	-7501	408031	133.18	135.05
2022/07/26	43812	105293	61481	149105	157963	84190	-73773	242153	201775	189483	-12292	391258	136.92	133.36
2022/07/19	42880	102105	59225	144985	158427	85345	-73082	243772	201307	187450	-13857	388757	138.18	135.99
2022/07/12	35533	95531	59998	131064	160589	85522	-75067	246111	196122	181053	-15069	377175	136.87	138.53
2022/07/05	38660	93105	54445	131765	149702	85639	-64063	235341	188362	178744	-9618	367106	135.84	136.06
2022/06/28	36462	89032	52570	125494	152071	84176	-67895	236247	188533	173208	-15325	361741	136.14	135.30
2022/06/21	35864	94318	58454	130182	156248	81899	-74349	238147	192112	176217	-15895	368329	136.67	135.20
2022/06/14	32441	102196	69755	134637	175789	89346	-86443	265135	208230	191542	-16688	399772	135.57	134.98
2022/06/07	18466	110112	91646	128578	210889	101780	-109109	312669	229355	211892	-17463	441247	132.64	134.38
2022/05/31	15201	109640	94439	124841	196584	91535	-105049	288119	211785	201175	-10610	412960	128.70	130.85
2022/05/24	16567	116011	99444	132578	192215	85516	-106699	277731	208782	201527	-7255	410309	126.85	127.13
2022/05/17	12113	114422	102309	126535	204417	89355	-115062	293772	216530	203777	-12753	420307	129.37	127.86
2022/05/10	11196	121650	110454	132846	213084	88157	-124927	301241	224280	209807	-14473	434087	130.44	129.33
2022/05/03	18585	119379	100794	137964	215563	95299	-120264	310862	234148	214678	-19470	448826	130.13	130.55
2022/04/26	14269	109804	95535	124073	201828	86907	-114921	288735	216097	196711	-19386	412808	127.22	129.76
2022/04/19	12723	119910	107187	132633	216101	86259	-129842	302360	228824	206169	-22655	434993	128.94	128.54
2022/04/12	9925	121752	111827	131677	212850	80948	-131902	293798	222775	202700	-20075	425475	125.38	126.39
2022/04/05	14583	118412	103829	132995	205209	79985	-125224	285194	219792	198397	-21395	418189	123.60	124.35
2022/03/29	15274	117405	102131	132679	201190	76340	-124850	277530	216464	193745	-22719	410209	122.88	122.54
2022/03/22	36676	115158	78482	151834	189100	84310	-104790	273410	225776	199468	-26308	425244	121.19	122.09

JAPANESE YEN - CHICAGO MERCANTILE EXCHANGE  
FUTURES ONLY POSITIONS Cord-097741

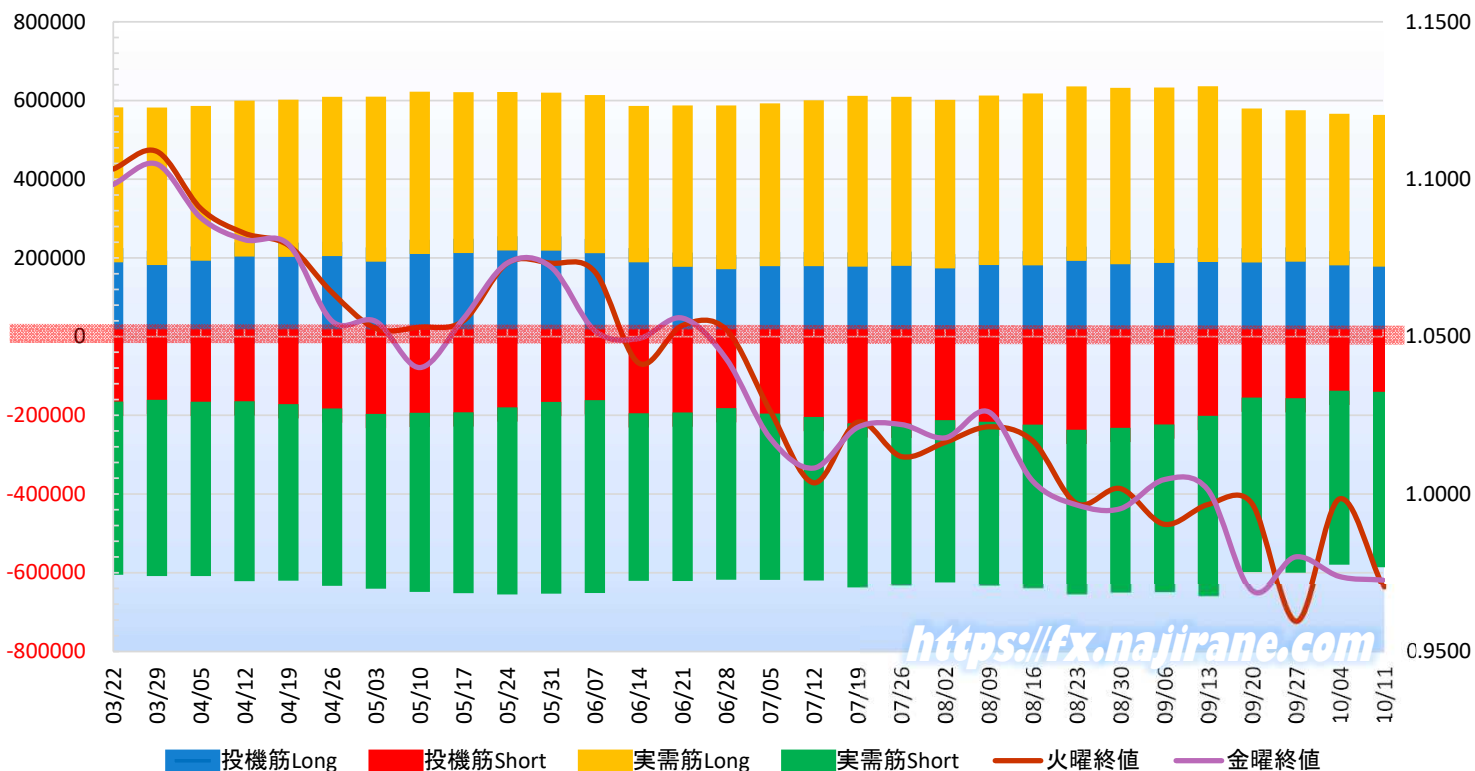


EURO FX - CHICAGO MERCANTILE EXCHANGE  
FUTURES ONLY POSITIONS

Code-099741  
2022/10/14 公表値

Date	投機筋集計				実需筋集計				投機筋+実需筋合計				ユーロドル終値	
	EUR買い	EUR売り	売り越し	売買計	EUR買い	EUR売り	売り越し	売買計	EUR買い	EUR売り	売り越し	売買計	火曜締め	金曜締め
2022/10/11	196136	158637	-37499	354773	349091	409252	60161	758343	545227	567889	22662	1113116	0.9705	0.9727
2022/10/04	199391	155709	-43682	355100	348817	405665	56848	754482	548208	561374	13166	1109582	0.9984	0.9738
2022/09/27	208736	174939	-33797	383675	348374	406814	58440	755188	557110	581753	24643	1138863	0.9596	0.9800
2022/09/20	206564	173115	-33449	379679	354891	407201	52310	762092	561455	580316	18861	1141771	0.9971	0.9692
2022/09/13	207778	219615	11837	427393	410364	421787	11423	832151	618142	641402	23260	1259544	0.9967	1.0013
2022/09/06	205277	241626	36349	446903	409460	389850	-19610	799310	614737	631476	16739	1246213	0.9904	1.0046
2022/08/30	202258	249934	47676	452192	411684	382824	-28860	794508	613942	632758	18816	1246700	1.0017	0.9954
2022/08/23	210825	254934	44109	465759	406701	382394	-24307	789095	617526	637328	19802	1254854	0.9970	0.9966
2022/08/16	199226	242010	42784	441236	400458	379542	-20916	780000	599684	621552	21868	1221236	1.0168	1.0041
2022/08/09	200088	234624	34536	434712	394543	380141	-14402	774684	594631	614765	20134	1209396	1.0214	1.0261
2022/08/02	191692	230503	38811	422195	391841	376321	-15520	768162	583533	606824	23291	1190357	1.0165	1.0178
2022/07/26	198041	239625	41584	437666	393062	374406	-18656	767468	591103	614031	22928	1205134	1.0119	1.0221
2022/07/19	195875	238620	42745	434495	397991	380561	-17430	778552	593866	619181	25315	1213047	1.0228	1.0212
2022/07/12	197240	222484	25244	419724	385039	379279	-5760	764318	582279	601763	19484	1184042	1.0036	1.0082
2022/07/05	197138	213990	16852	411128	377654	386290	8636	763944	574792	600280	25488	1175072	1.0266	1.0178
2022/06/28	189414	200010	10596	389424	380084	399896	19812	779980	569498	599906	30408	1169404	1.0522	1.0429
2022/06/21	195554	211159	15605	406713	373695	391877	18182	765572	569249	603036	33787	1172285	1.0536	1.0559
2022/06/14	206986	213004	6018	419990	361159	389654	28495	750813	568145	602658	34513	1170803	1.0416	1.0494
2022/06/07	230248	179705	-50543	409953	365628	453817	88189	819445	595876	633522	37646	1229398	1.0706	1.0519
2022/05/31	236553	184281	-52272	420834	365434	450620	85186	816054	601987	634901	32914	1236888	1.0733	1.0721
2022/05/24	237072	198142	-38930	435214	366345	438945	72600	805290	603417	637087	33670	1240504	1.0733	1.0734
2022/05/17	230770	210431	-20339	441201	372113	423630	51517	795743	602883	634061	31178	1236944	1.0550	1.0557
2022/05/10	228230	211701	-16529	439931	376043	419069	43026	795112	604273	630770	26497	1235043	1.0530	1.0402
2022/05/03	208449	214827	6378	423276	383222	407808	24586	791030	591671	622635	30964	1214306	1.0526	1.0548
2022/04/26	222993	200792	-22201	423785	368280	414387	46107	782667	591273	615179	23906	1206452	1.0640	1.0549
2022/04/19	221003	189702	-31301	410705	362930	412656	49726	775586	583933	602358	18425	1186291	1.0790	1.0793
2022/04/12	221645	182585	-39060	404230	359853	420603	60750	780456	581498	603188	21690	1184686	1.0828	1.0808
2022/04/05	210914	183544	-27370	394458	357140	406757	49617	763897	568054	590301	22247	1158355	1.0906	1.0878
2022/03/29	200043	178669	-21374	378712	364163	411511	47348	775674	564206	590180	25974	1154386	1.1088	1.1048
2022/03/22	207051	183208	-23843	390259	357492	403870	46378	761362	564543	587078	22535	1151621	1.1032	1.0984

EURO FX - CHICAGO MERCANTILE EXCHANGE  
FUTURES ONLY POSITIONS Code-099741



<https://fx.najirane.com>













# IMM扱い8通貨/ダウ/日経/金/オイル/主要クロス円の過去5日及び過去5週の4本値

AUDUSD					CADUSD					CHFUSD				
Date	Open	High	Low	Close	Date	Open	High	Low	Close	Date	Open	High	Low	Close
2022/10/14	0.6298	0.6347	0.6195	0.6205	2022/10/14	0.7272	0.7297	0.7195	0.7203	2022/10/14	1.0002	1.0035	0.9934	0.9951
2022/10/13	0.6278	0.6316	0.6171	0.6298	2022/10/13	0.7239	0.7296	0.7155	0.7273	2022/10/13	1.0024	1.0038	0.9927	0.9993
2022/10/12	0.6273	0.6298	0.6237	0.6277	2022/10/12	0.7250	0.7267	0.7230	0.7239	2022/10/12	1.0029	1.0069	0.9996	1.0024
2022/10/11	0.6297	0.6346	0.6247	0.6273	2022/10/11	0.7258	0.7291	0.7217	0.7250	2022/10/11	1.0001	1.0084	0.9979	1.0028
2022/10/10	0.6369	0.6380	0.6275	0.6297	2022/10/10	0.7280	0.7297	0.7256	0.7258	2022/10/10	1.0058	1.0068	0.9989	1.0003

CNYUSD					EURUSD					GBPUSD				
Date	Open	High	Low	Close	Date	Open	High	Low	Close	Date	Open	High	Low	Close
2022/10/14	0.1393	0.1397	0.1385	0.1386	2022/10/14	0.9776	0.9808	0.9709	0.9727	2022/10/14	1.1332	1.1366	1.1153	1.1183
2022/10/13	0.1394	0.1396	0.1389	0.1390	2022/10/13	0.9706	0.9806	0.9634	0.9776	2022/10/13	1.1102	1.1380	1.1058	1.1331
2022/10/12	0.1393	0.1398	0.1390	0.1393	2022/10/12	0.9705	0.9735	0.9668	0.9706	2022/10/12	1.0976	1.1132	1.0925	1.1102
2022/10/11	0.1397	0.1399	0.1389	0.1393	2022/10/11	0.9704	0.9774	0.9673	0.9705	2022/10/11	1.1060	1.1180	1.0953	1.0976
2022/10/10	0.1401	0.1406	0.1398	0.1398	2022/10/10	0.9738	0.9753	0.9682	0.9703	2022/10/10	1.1091	1.1111	1.1020	1.1058

JPYUSD					MXNUSD					NZDUSD				
Date	Open	High	Low	Close	Date	Open	High	Low	Close	Date	Open	High	Low	Close
2022/10/14	0.0068	0.0068	0.0067	0.0067	2022/10/14	0.0500	0.0501	0.0497	0.0499	2022/10/14	0.5638	0.5682	0.5551	0.5561
2022/10/13	0.0068	0.0068	0.0068	0.0068	2022/10/13	0.0500	0.0501	0.0496	0.0500	2022/10/13	0.5616	0.5655	0.5512	0.5638
2022/10/12	0.0069	0.0069	0.0068	0.0068	2022/10/12	0.0498	0.0501	0.0497	0.0500	2022/10/12	0.5584	0.5631	0.5560	0.5616
2022/10/11	0.0069	0.0069	0.0069	0.0069	2022/10/11	0.0501	0.0502	0.0497	0.0498	2022/10/11	0.5567	0.5657	0.5536	0.5585
2022/10/10	0.0069	0.0069	0.0069	0.0069	2022/10/10	0.0499	0.0501	0.0498	0.0500	2022/10/10	0.5609	0.5629	0.5545	0.5566

Nikkei 225 -Japan (NIX)					出来高	
Date	Open	High	Low	Close	(ドル建て終値)	出来高
2022/10/14	26599.32	27180.16	26595.35	27090.76	182.29	1358354600
2022/10/13	26398.29	26405.47	26237.42	26237.42	178.28	591591100
2022/10/12	26353.22	26495.75	26314.83	26396.83	179.73	688466500
2022/10/11	26757.12	26758.66	26369.56	26401.25	181.07	789255900
2022/10/10	--non--	--non--	--non--	--non--	--non--	0
週4本値	--non--	27180.16	26237.42	27090.76	182.29	(N225銘柄計) (東証一部全体計)

XAUUSD				
Date	Open	High	Low	Close
2022/10/14	1666.52	1671.81	1640.39	1642.85
2022/10/13	1673.82	1682.34	1642.48	1666.27
2022/10/12	1666.60	1678.09	1661.54	1673.26
2022/10/11	1668.80	1683.96	1661.12	1666.27
2022/10/10	1696.60	1699.96	1665.95	1668.15
週4本値	1696.60	1699.96	1640.39	1642.85

Dow Jones Industrial - USA (DJIA)				
Date	Open	High	Low	Close
2022/10/14	30192.21	30428.82	29614.30	29634.83
2022/10/13	28755.83	30168.54	28660.94	30038.72
2022/10/12	29233.06	29455.12	29136.03	29210.85
2022/10/11	29085.20	29608.42	29074.23	29239.19
2022/10/10	29419.09	29485.82	29010.41	29202.88
週4本値	29419.09	30428.82	28660.94	29634.83

Historical Data by  
  
 Arrangement by  
<https://fx.najirane.com>

Crude Light Oil					
Date	Open	High	Low	Close	出来高
2022/10/14	89.27	89.73	85.20	85.61	298032
2022/10/13	87.08	89.66	85.56	89.11	298032
2022/10/12	88.67	90.07	86.28	87.27	332271
2022/10/11	91.14	91.35	87.91	89.35	333158
2022/10/10	93.48	93.64	90.54	91.13	289508
週4本値	93.48	93.64	85.20	85.61	

USDJPY					EURJPY					GBPJPY				
日付	始値	高値	安値	終値	日付	始値	高値	安値	終値	日付	始値	高値	安値	終値
2022/10/14	147.19	148.86	147.10	148.61	2022/10/14	143.90	144.84	143.48	144.55	2022/10/14	166.79	167.22	165.04	166.20
2022/10/13	146.87	147.66	146.49	147.17	2022/10/13	142.55	144.10	141.80	143.88	2022/10/13	163.06	167.28	162.34	166.75
2022/10/12	145.81	146.97	145.73	146.87	2022/10/12	141.50	142.63	141.44	142.55	2022/10/12	160.04	163.31	159.79	163.05
2022/10/11	145.71	145.90	145.43	145.80	2022/10/11	141.39	142.20	141.02	141.50	2022/10/11	161.16	162.68	159.74	160.04
2022/10/10	145.38	145.80	145.24	145.72	2022/10/10	141.53	141.80	140.90	141.40	2022/10/10	161.25	161.56	160.47	161.13

USDJPY Weekly					EURJPY Weekly					GBPJPY Weekly				
日付	始値	高値	安値	終値	日付	始値	高値	安値	終値	日付	始値	高値	安値	終値
2022/10/14	145.38	148.86	145.24	148.61	2022/10/14	141.53	144.84	140.90	144.55	2022/10/14	161.25	167.28	159.74	166.20
2022/10/07	144.70	145.44	143.53	145.36	2022/10/07	141.77	144.08	141.21	141.55	2022/10/07	161.90	165.71	160.62	161.06
2022/09/30	143.51	144.91	143.25	144.72	2022/09/30	138.85	142.29	137.42	141.83	2022/09/30	155.25	162.17	148.76	161.61
2022/09/23	142.95	145.89	140.35	143.30	2022/09/23	143.20	144.04	138.68	138.88	2022/09/23	163.30	164.43	155.48	155.72
2022/09/16	142.41	144.96	141.70	142.91	2022/09/16	143.70	145.64	142.31	143.10	2022/09/16	165.67	167.47	162.76	163.28

# 先週のIMM取り扱い対ドル8通貨チャート

※ 赤点線は週最高値/青天線は週最低値、BB中心線はSMA21

2022/10/10 ~ 2022/10/14

Chart by OANDA Japan MetaTrader4



Pivot Maker Ver 3.0 by FX\_勝てば官軍?

<https://fx.najirane.com>