

JAPANESE YEN - CHICAGO MERCANTILE EXCHANGE

Code-097741

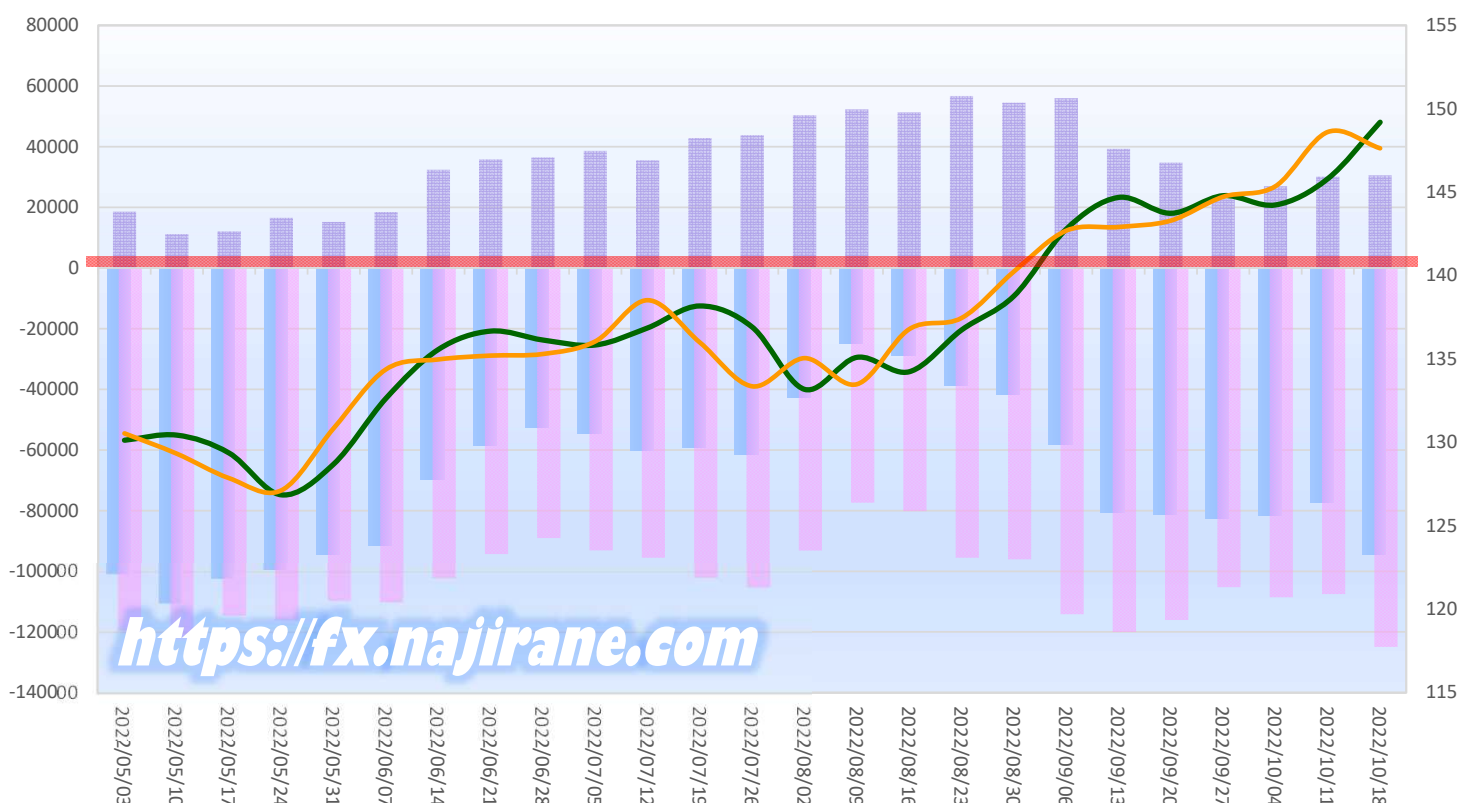
2022/04/26 ~ 2022/10/18

2022/10/21 NYクローズ時公表値

Report_Date	Non Commercial Positions												参考引け値	
	Long	増減	増減(%)	Short	増減	増減(%)	売り越し	増減	増減(%)	売買計	増減	増減(%)	10/18(火)	10/21(金)
2022/10/18	30583	434	1.4%	124919	17377	16.2%	94336	16943	21.9%	155502	17811	12.9%	149.20	147.63
2022/10/11	30149	3187	11.8%	107542	-1043	-1.0%	77393	-4230	-5.2%	137691	2144	1.6%	145.80	148.61
2022/10/04	26962	4256	18.7%	108585	3323	3.2%	81623	-933	-1.1%	135547	7579	5.9%	144.24	145.36
2022/09/27	22706	-12061	-34.7%	105262	-10785	-9.3%	82556	1276	1.6%	127968	-22846	-15.1%	144.79	144.72
2022/09/20	34767	-4556	-11.6%	116047	-3968	-3.3%	81280	588	0.7%	150814	-8524	-5.3%	143.73	143.30
2022/09/13	39323	-16679	-29.8%	120015	5824	5.1%	80692	22503	38.7%	159338	-10855	-6.4%	144.69	142.91
2022/09/06	56002	1489	2.7%	114191	18147	18.9%	58189	16658	40.1%	170193	19636	13.0%	142.78	142.69
2022/08/30	54513	-2221	-3.9%	96044	503	0.5%	41531	2724	7.0%	150557	-1718	-1.1%	138.78	140.24
2022/08/23	56734	5426	10.6%	95541	15342	19.1%	38807	9916	34.3%	152275	20768	15.8%	136.74	137.46
2022/08/16	51308	-1025	-2.0%	80199	2834	3.7%	28891	3859	15.4%	131507	1809	1.4%	134.24	136.79
2022/08/09	52333	1900	3.8%	77365	-15821	-17.0%	25032	-17721	-41.4%	129698	-13921	-9.7%	135.10	133.49
2022/08/02	50433	6621	15.1%	93186	-12107	-11.5%	42753	-18728	-30.5%	143619	-5486	-3.7%	133.18	135.05
2022/07/26	43812	932	2.2%	105293	3188	3.1%	61481	2256	3.8%	149105	4120	2.8%	136.92	133.36
2022/07/19	42880	7347	20.7%	102105	6574	6.9%	59225	-773	-1.3%	144985	13921	10.6%	138.18	135.99
2022/07/12	35533	-3127	-8.1%	95531	2426	2.6%	59998	5553	10.2%	131064	-701	-0.5%	136.87	138.53
2022/07/05	38660	2198	6.0%	93105	4073	4.6%	54445	1875	3.6%	131765	6271	5.0%	135.84	136.06
2022/06/28	36462	598	1.7%	89032	-5286	-5.6%	52570	-5884	-10.1%	125494	-4688	-3.6%	136.14	135.30
2022/06/21	35864	3423	10.6%	94318	-7878	-7.7%	58454	-11301	-16.2%	130182	-4455	-3.3%	136.67	135.20
2022/06/14	32441	13975	75.7%	102196	-7916	-7.2%	69755	-21891	-23.9%	134637	6059	4.7%	135.57	134.98
2022/06/07	18466	3265	21.5%	110112	472	0.4%	91646	-2793	-3.0%	128578	3737	3.0%	132.64	134.38
2022/05/31	15201	-1366	-8.2%	109640	-6371	-5.5%	94439	-5005	-5.0%	124841	-7737	-5.8%	128.70	130.85
2022/05/24	16567	4454	36.8%	116011	1589	1.4%	99444	-2865	-2.8%	132578	6043	4.8%	126.85	127.13
2022/05/17	12113	917	8.2%	114422	-7228	-5.9%	102309	-8145	-7.4%	126535	-6311	-4.8%	129.37	127.86
2022/05/10	11196	-7389	-39.8%	121650	2271	1.9%	110454	9660	9.6%	132846	-5118	-3.7%	130.44	129.33
2022/05/03	18585	4316	30.2%	119379	9575	8.7%	100794	5259	5.5%	137964	13891	11.2%	130.13	130.55
2022/04/26	14269			109804			95535			124073			127.22	129.76

JAPANESE YEN - CHICAGO MERCANTILE EXCHANGE
FUTURES ONLY POSITIONS

売越し Long Short 火曜終値 金曜終値

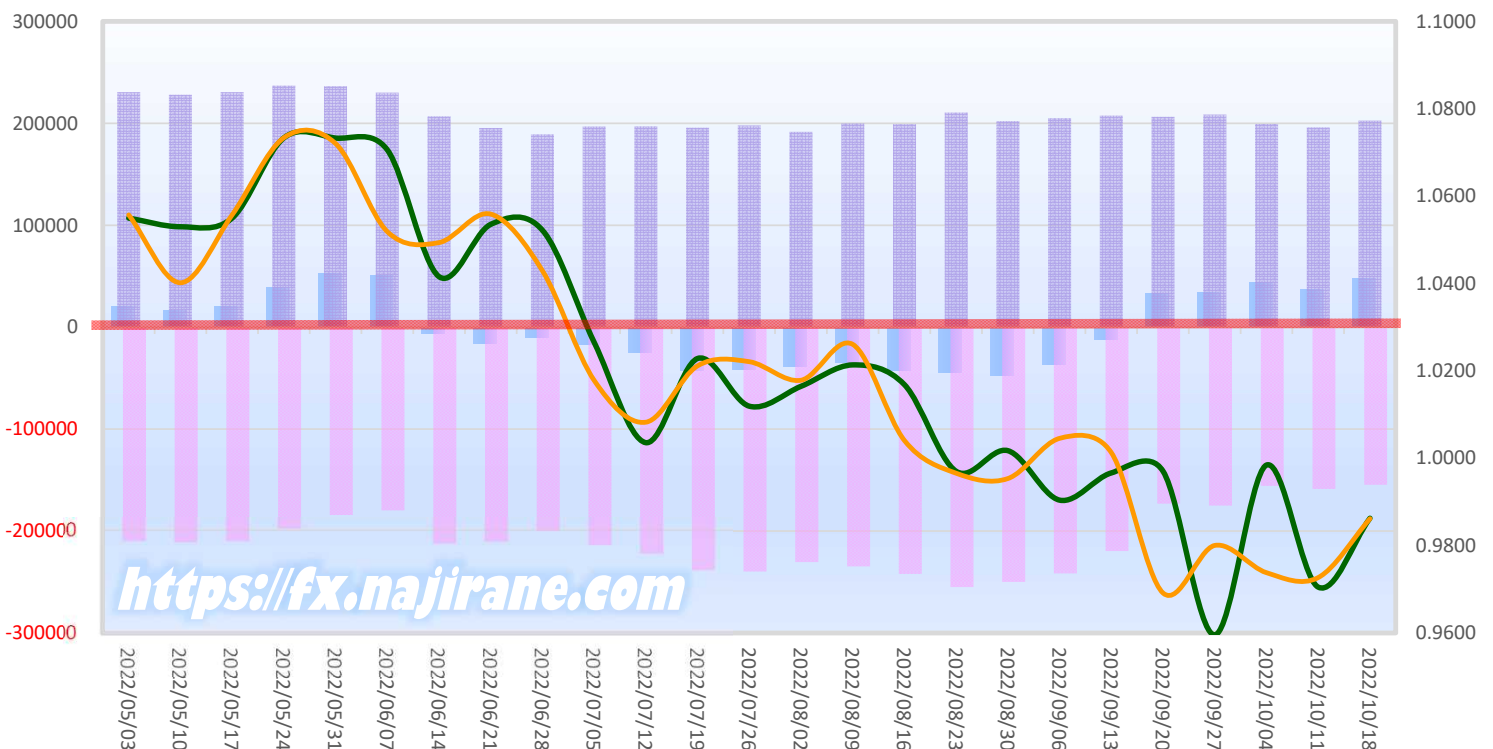


EURO FX - CHICAGO MERCANTILE EXCHANGE Code-099741
2022/04/26 ~ 2022/10/18 2022/10/21 NYクローズ時公表値

Report_Date	Non Commercial Positions										参考引け値			
	Long	増減		Short	増減		売り越し	増減		売買計	増減		10/18(火)	10/21(金)
2022/10/18	202703	6567	3.3%	154553	-4084	-2.6%	-48150	10651	28.4%	357256	2483	0.7%	0.9863	0.9862
2022/10/11	196136	-3255	-1.6%	158637	2928	1.9%	-37499	-6183	-14.2%	354773	-327	-0.1%	0.9705	0.9727
2022/10/04	199391	-9345	-4.5%	155709	-19230	-11.0%	-43682	9885	29.2%	355100	-28575	-7.4%	0.9984	0.9738
2022/09/27	208736	2172	1.1%	174939	1824	1.1%	-33797	348	1.0%	383675	3996	1.1%	0.9596	0.9800
2022/09/20	206564	-1214	-0.6%	173115	-46500	-21.2%	-33449	-45286	-382.6%	379679	-47714	###	0.9971	0.9692
2022/09/13	207778	2501	1.2%	219615	-22011	-9.1%	11837	-24512	-67.4%	427393	-19510	-4.4%	0.9967	1.0013
2022/09/06	205277	3019	1.5%	241626	-8308	-3.3%	36349	-11327	-23.8%	446903	-5289	-1.2%	0.9904	1.0046
2022/08/30	202258	-8567	-4.1%	249934	-5000	-2.0%	47676	3567	8.1%	452192	-13567	-2.9%	1.0017	0.9954
2022/08/23	210825	11599	5.8%	254934	12924	5.3%	44109	1325	3.1%	465759	24523	5.6%	0.9970	0.9966
2022/08/16	199226	-862	-0.4%	242010	7386	3.1%	42784	8248	23.9%	441236	6524	1.5%	1.0168	1.0041
2022/08/09	200088	8396	4.4%	234624	4121	1.8%	34536	-4275	-11.0%	434712	12517	3.0%	1.0214	1.0261
2022/08/02	191692	-6349	-3.2%	230503	-9122	-3.8%	38811	-2773	-6.7%	422195	-15471	-3.5%	1.0165	1.0178
2022/07/26	198041	2166	1.1%	239625	1005	0.4%	41584	-1161	-2.7%	437666	3171	0.7%	1.0119	1.0221
2022/07/19	195875	-1365	-0.7%	238620	16136	7.3%	42745	17501	69.3%	434495	14771	3.5%	1.0228	1.0212
2022/07/12	197240	102	0.1%	222484	8494	4.0%	25244	8392	49.8%	419724	8596	2.1%	1.0036	1.0082
2022/07/05	197138	7724	4.1%	213990	13980	7.0%	16852	6256	59.0%	411128	21704	5.6%	1.0266	1.0178
2022/06/28	189414	-6140	-3.1%	200010	-11149	-5.3%	10596	-5009	-32.1%	389424	-17289	-4.3%	1.0522	1.0429
2022/06/21	195554	-11432	-5.5%	211159	-1845	-0.9%	15605	9587	159.3%	406713	-13277	-3.2%	1.0536	1.0559
2022/06/14	206986	-23262	-10.1%	213004	33299	18.5%	6018	-56561	-111.9%	419990	10037	2.4%	1.0416	1.0494
2022/06/07	230248	-6305	-2.7%	179705	-4576	-2.5%	-50543	-1729	-3.3%	409953	-10881	-2.6%	1.0706	1.0519
2022/05/31	236553	-519	-0.2%	184281	-13861	-7.0%	-52272	13342	34.3%	420834	-14380	-3.3%	1.0733	1.0721
2022/05/24	237072	6302	2.7%	198142	-12289	-5.8%	-38930	18591	91.4%	435214	-5987	-1.4%	1.0733	1.0734
2022/05/17	230770	2540	1.1%	210431	-1270	-0.6%	-20339	3810	23.1%	441201	1270	0.3%	1.0550	1.0557
2022/05/10	228230	19781	9.5%	211701	-3126	-1.5%	-16529	-22907	-359.2%	439931	16655	3.9%	1.0530	1.0402
2022/05/03	208449	-14544	-6.5%	214827	14035	7.0%	6378	-28579	-128.7%	423276	-509	-0.1%	1.0526	1.0548
2022/04/26	222993			200792			-22201			423785			1.0640	1.0549

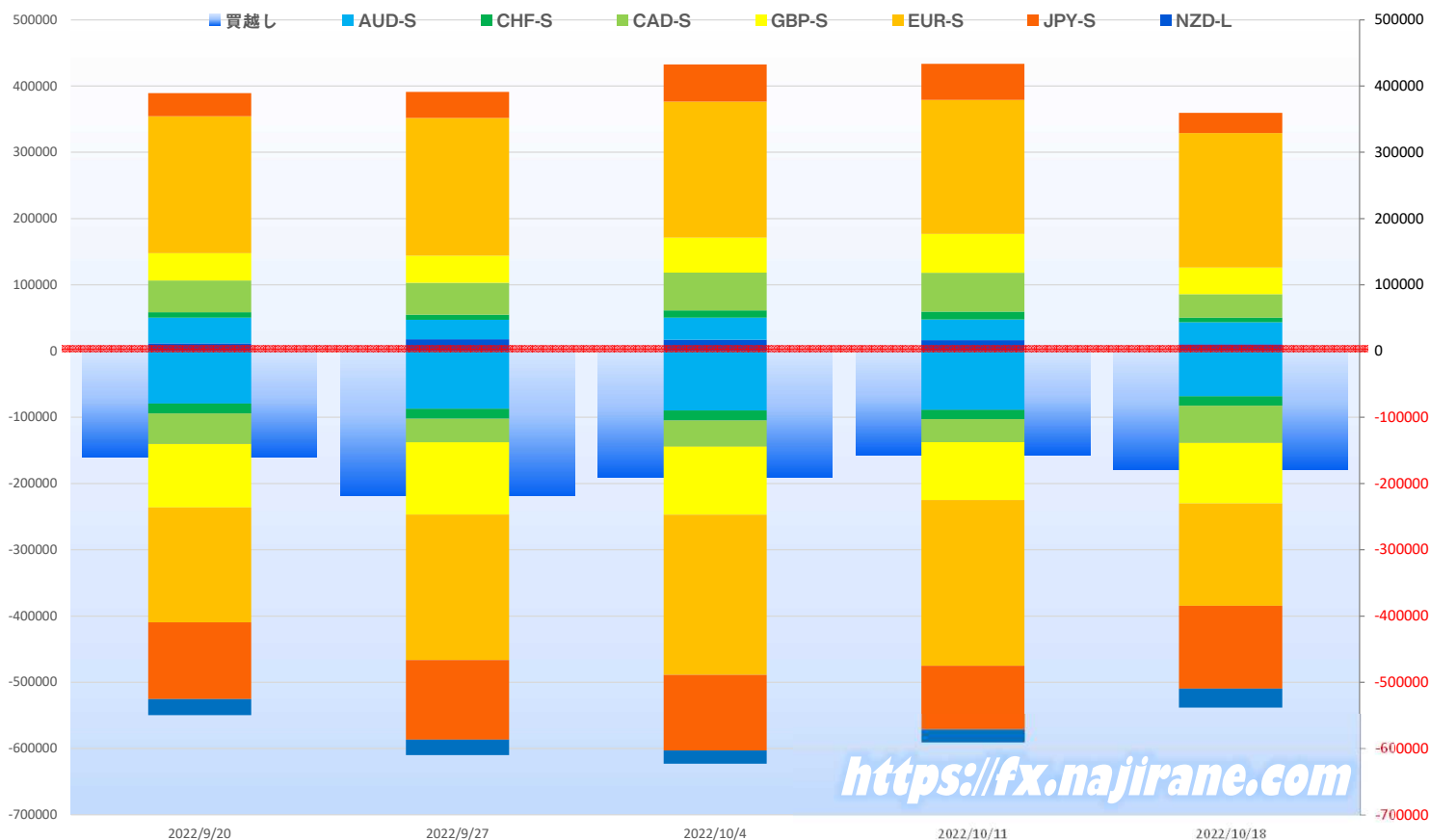
EURO FX - CHICAGO MERCANTILE EXCHANGE
FUTURES ONLY POSITIONS

■ 売越し ■ Long ■ Short ■ 火曜終値 ■ 金曜終値



	2022/09/20			2022/09/27			2022/10/04			2022/10/11			2022/10/18		
	Long	Short	売り越し	Long	Short	売り越し	Long	Short	売り越し	Long	Short	売り越し	Long	Short	売り越し
JPY	34767	116047	81280	22706	105262	82556	26962	108585	81623	30149	107542	77393	30583	124919	94336
	前週比 枚数増減 (枚)			-12061	-10785	1276	4256	3323	-933	3187	-1043	-4230	434	17377	16943
	前週比 枚数増減 (%)			-34.7%	-9.3%	1.6%	18.7%	3.2%	-1.1%	11.8%	-1.0%	-5.2%	1.4%	16.2%	21.9%
EUR	206564	173115	-33449	208736	174939	-33797	199391	155709	-43682	196136	158637	-37499	202703	154553	-48150
	前週比 枚数増減 (枚)			2172	1824	348	-9345	-19230	9885	-3255	2928	-6183	6567	-4084	10651
	前週比 枚数増減 (%)			1.1%	1.1%	1.0%	-4.5%	-11.0%	29.2%	-1.6%	1.9%	-14.2%	3.3%	-2.6%	28.4%
GBP	41289	96132	54843	59831	106255	46424	42078	91617	49539	48979	88149	39170	40328	91539	51211
	前週比 枚数増減 (枚)			18542	10123	-8419	-17753	-14638	3115	6901	-3468	-10369	-8651	3390	12041
	前週比 枚数増減 (%)			44.9%	10.5%	-15.4%	-29.7%	-13.8%	6.7%	16.4%	-3.8%	-20.9%	-17.7%	3.8%	30.7%
AUD	38797	79353	40556	39006	73659	34653	36248	64012	27764	29325	60596	31271	33046	68405	35359
	前週比 枚数増減 (枚)			209	-5694	-5903	-2758	-9647	-6889	-6923	-3416	3507	3721	7809	4088
	前週比 枚数増減 (%)			0.5%	-7.2%	-14.6%	-7.1%	-13.1%	-19.9%	-19.1%	-5.3%	12.6%	12.7%	12.9%	13.1%
CAD	47913	45857	-2056	33677	51343	17666	36246	57653	21407	32476	58148	25672	35384	55957	20573
	前週比 枚数増減 (枚)			-14236	5486	19722	2569	6310	3741	-3770	495	4265	2908	-2191	-5099
	前週比 枚数増減 (%)			-29.7%	12.0%	959.2%	7.6%	12.3%	21.2%	-10.4%	0.9%	19.9%	9.0%	-3.8%	-19.9%
CHF	8167	14907	6740	7681	13411	5730	7816	14668	6852	5501	11391	5890	7052	14138	7086
	前週比 枚数増減 (枚)			-486	-1496	-1010	135	1257	1122	-2315	-3277	-962	1551	2747	1196
	前週比 枚数増減 (%)			-6.0%	-10.0%	-15.0%	1.8%	9.4%	19.6%	-29.6%	-22.3%	-14.0%	28.2%	24.1%	20.3%
NZD	11646	24235	12589	12287	23758	11471	14966	28944	13978	11894	30936	19042	10328	28773	18445
	前週比 枚数増減 (枚)			641	-477	-1118	2679	5186	2507	-3072	1992	5064	-1566	-2163	-597
	前週比 枚数増減 (%)			5.5%	-2.0%	-8.9%	21.8%	21.8%	21.9%	-20.5%	6.9%	36.2%	-13.2%	-7.0%	-3.1%
MXN	96671	124704	28033	87723	129045	41322	108626	145947	37321	120239	153893	33654	133432	155726	22294
	前週比 枚数増減 (枚)			-8948	4341	13289	20903	16902	-4001	11613	7946	-3667	13193	1833	-11360
	前週比 枚数増減 (%)			-9.3%	3.5%	47.4%	23.8%	13.1%	-9.7%	10.7%	5.4%	-9.8%	11.0%	1.2%	-33.8%
Total All 8	485814	674350	188536	471647	677672	206025	472333	667135	194802	474699	669292	194593	492856	694010	201154
	前週比 枚数増減 (枚)			-14167	3322	17489	686	-10537	-11223	2366	2157	-209	18157	24718	6561
	前週比 枚数増減 (%)			-2.9%	0.5%	9.3%	0.1%	-1.6%	-5.4%	0.5%	0.3%	-0.1%	3.8%	3.7%	3.4%
Total 7 (MXN除く)	389143	549646	160503	383924	548627	164703	363707	521188	157481	354460	515399	160939	359424	538284	178860
	前週比 枚数増減 (枚)			-5219	-1019	4200	-20217	-27439	-7222	-9247	-5789	3458	4964	22885	17921
	前週比 枚数増減 (%)			-1.3%	-0.2%	2.6%	-5.3%	-5.0%	-4.4%	-2.5%	-1.1%	2.2%	1.4%	4.4%	11.1%

直近5週 CFTC IMM主要7通貨の売買構成

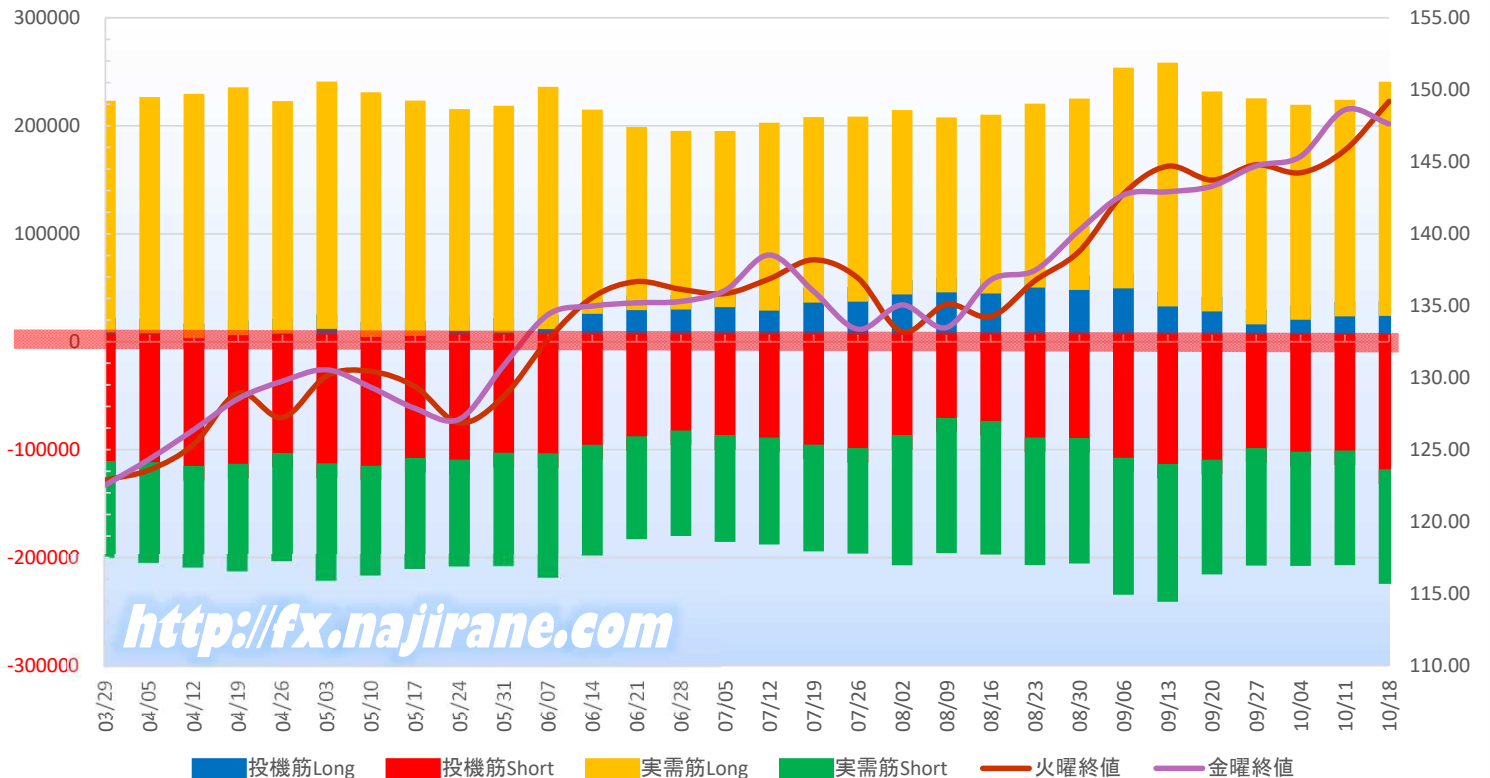


JAPANESE YEN - CHICAGO MERCANTILE EXCHANGE
FUTURES ONLY POSITIONS

Code-097741
2022/10/21 公表値

Date	投機筋集計				実需筋集計				投機筋+実需筋合計				ドル円終値	
	円買い	円売り	売り越し	売買計	円買い	円売り	売り越し	売買計	円買い	円売り	売り越し	売買計	火曜締め	金曜締め
2022/10/18	30583	124919	94336	155502	203508	92667	-110841	296175	234091	217586	-16505	451677	149.20	147.63
2022/10/11	30149	107542	77393	137691	187119	92670	-94449	279789	217268	200212	-17056	417480	145.80	148.61
2022/10/04	26962	108585	81623	135547	185691	92367	-93324	278058	212653	200952	-11701	413605	144.24	145.36
2022/09/27	22706	105262	82556	127968	195930	95297	-100633	291227	218636	200559	-18077	419195	144.79	144.72
2022/09/20	34767	116047	81280	150814	190267	92754	-97513	283021	225034	208801	-16233	433835	143.73	143.30
2022/09/13	39323	120015	80692	159338	212375	114076	-98299	326451	251698	234091	-17607	485789	144.69	142.91
2022/09/06	56002	114191	58189	170193	191138	113469	-77669	304607	247140	227660	-19480	474800	142.78	142.69
2022/08/30	54513	96044	41531	150557	163991	102704	-61287	266695	218504	198748	-19756	417252	138.78	140.24
2022/08/23	56734	95541	38807	152275	156987	104523	-52464	261510	213721	200064	-13657	413785	136.74	137.46
2022/08/16	51308	80199	28891	131507	152209	110230	-41979	262439	203517	190429	-13088	393946	134.24	136.79
2022/08/09	52333	77365	25032	129698	148628	111634	-36994	260262	200961	188999	-11962	389960	135.10	133.49
2022/08/02	50433	93186	42753	143619	157333	107079	-50254	264412	207766	200265	-7501	408031	133.18	135.05
2022/07/26	43812	105293	61481	149105	157963	84190	-73773	242153	201775	189483	-12292	391258	136.92	133.36
2022/07/19	42880	102105	59225	144985	158427	85345	-73082	243772	201307	187450	-13857	388757	138.18	135.99
2022/07/12	35533	95531	59998	131064	160589	85522	-75067	246111	196122	181053	-15069	377175	136.87	138.53
2022/07/05	38660	93105	54445	131765	149702	85639	-64063	235341	188362	178744	-9618	367106	135.84	136.06
2022/06/28	36462	89032	52570	125494	152071	84176	-67895	236247	188533	173208	-15325	361741	136.14	135.30
2022/06/21	35864	94318	58454	130182	156248	81899	-74349	238147	192112	176217	-15895	368329	136.67	135.20
2022/06/14	32441	102196	69755	134637	175789	89346	-86443	265135	208230	191542	-16688	399772	135.57	134.98
2022/06/07	18466	110112	91646	128578	210889	101780	-109109	312669	229355	211892	-17463	441247	132.64	134.38
2022/05/31	15201	109640	94439	124841	196584	91535	-105049	288119	211785	201175	-10610	412960	128.70	130.85
2022/05/24	16567	116011	99444	132578	192215	85516	-106699	277731	208782	201527	-7255	410309	126.85	127.13
2022/05/17	12113	114422	102309	126535	204417	89355	-115062	293772	216530	203777	-12753	420307	129.37	127.86
2022/05/10	11196	121650	110454	132846	213084	88157	-124927	301241	224280	209807	-14473	434087	130.44	129.33
2022/05/03	18585	119379	100794	137964	215563	95299	-120264	310862	234148	214678	-19470	448826	130.13	130.55
2022/04/26	14269	109804	95535	124073	201828	86907	-114921	288735	216097	196711	-19386	412808	127.22	129.76
2022/04/19	12723	119910	107187	132633	216101	86259	-129842	302360	228824	206169	-22655	434993	128.94	128.54
2022/04/12	9925	121752	111827	131677	212850	80948	-131902	293798	222775	202700	-20075	425475	125.38	126.39
2022/04/05	14583	118412	103829	132995	205209	79985	-125224	285194	219792	198397	-21395	418189	123.60	124.35
2022/03/29	15274	117405	102131	132679	201190	76340	-124850	277530	216464	193745	-22719	410209	122.88	122.54

JAPANESE YEN - CHICAGO MERCANTILE EXCHANGE
FUTURES ONLY POSITIONS Cord-097741

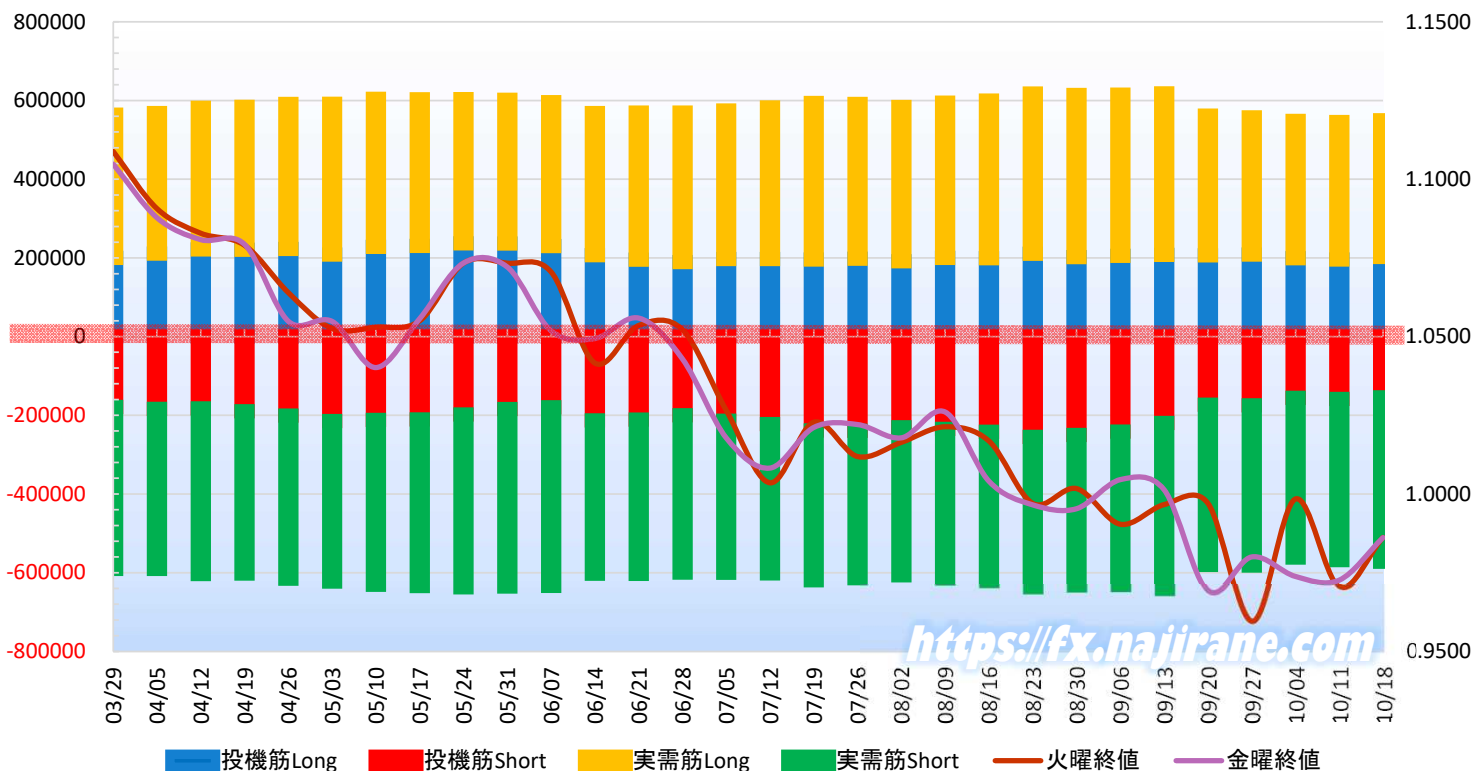


EURO FX - CHICAGO MERCANTILE EXCHANGE
FUTURES ONLY POSITIONS

Code-099741
2022/10/21 公表値

Date	投機筋集計				実需筋集計				投機筋+実需筋合計				ユーロドル終値	
	EUR買い	EUR売り	売り越し	売買計	EUR買い	EUR売り	売り越し	売買計	EUR買い	EUR売り	売り越し	売買計	火曜締め	金曜締め
2022/10/18	202703	154553	-48150	357256	347078	417655	70577	764733	549781	572208	22427	1121989	0.9863	0.9862
2022/10/11	196136	158637	-37499	354773	349091	409252	60161	758343	545227	567889	22662	1113116	0.9705	0.9727
2022/10/04	199391	155709	-43682	355100	348817	405665	56848	754482	548208	561374	13166	1109582	0.9984	0.9738
2022/09/27	208736	174939	-33797	383675	348374	406814	58440	755188	557110	581753	24643	1138863	0.9596	0.9800
2022/09/20	206564	173115	-33449	379679	354891	407201	52310	762092	561455	580316	18861	1141771	0.9971	0.9692
2022/09/13	207778	219615	11837	427393	410364	421787	11423	832151	618142	641402	23260	1259544	0.9967	1.0013
2022/09/06	205277	241626	36349	446903	409460	389850	-19610	799310	614737	631476	16739	1246213	0.9904	1.0046
2022/08/30	202258	249934	47676	452192	411684	382824	-28860	794508	613942	632758	18816	1246700	1.0017	0.9954
2022/08/23	210825	254934	44109	465759	406701	382394	-24307	789095	617526	637328	19802	1254854	0.9970	0.9966
2022/08/16	199226	242010	42784	441236	400458	379542	-20916	780000	599684	621552	21868	1221236	1.0168	1.0041
2022/08/09	200088	234624	34536	434712	394543	380141	-14402	774684	594631	614765	20134	12209396	1.0214	1.0261
2022/08/02	191692	230503	38811	422195	391841	376321	-15520	768162	583533	606824	23291	1190357	1.0165	1.0178
2022/07/26	198041	239625	41584	437666	393062	374406	-18656	767468	591103	614031	22928	1205134	1.0119	1.0221
2022/07/19	195875	238620	42745	434495	397991	380561	-17430	778552	593866	619181	25315	1213047	1.0228	1.0212
2022/07/12	197240	222484	25244	419724	385039	379279	-5760	764318	582279	601763	19484	1184042	1.0036	1.0082
2022/07/05	197138	213990	16852	411128	377654	386290	8636	763944	574792	600280	25488	1175072	1.0266	1.0178
2022/06/28	189414	200010	10596	389424	380084	399896	19812	779980	569498	599906	30408	1169404	1.0522	1.0429
2022/06/21	195554	211159	15605	406713	373695	391877	18182	765572	569249	603036	33787	1172285	1.0536	1.0559
2022/06/14	206986	213004	6018	419990	361159	389654	28495	750813	568145	602658	34513	1170803	1.0416	1.0494
2022/06/07	230248	179705	-50543	409953	365628	453817	88189	819445	595876	633522	37646	1229398	1.0706	1.0519
2022/05/31	236553	184281	-52272	420834	365434	450620	85186	816054	601987	634901	32914	1236888	1.0733	1.0721
2022/05/24	237072	198142	-38930	435214	366345	438945	72600	805290	603417	637087	33670	1240504	1.0733	1.0734
2022/05/17	230770	210431	-20339	441201	372113	423630	51517	795743	602883	634061	31178	1236944	1.0550	1.0557
2022/05/10	228230	211701	-16529	439931	376043	419069	43026	795112	604273	630770	26497	1235043	1.0530	1.0402
2022/05/03	208449	214827	6378	423276	383222	407808	24586	791030	591671	622635	30964	1214306	1.0526	1.0548
2022/04/26	222993	200792	-22201	423785	368280	414387	46107	782667	591273	615179	23906	1206452	1.0640	1.0549
2022/04/19	221003	189702	-31301	410705	362930	412656	49726	775586	583933	602358	18425	1186291	1.0790	1.0793
2022/04/12	221645	182585	-39060	404230	359853	420603	60750	780456	581498	603188	21690	1184686	1.0828	1.0808
2022/04/05	210914	183544	-27370	394458	357140	406757	49617	763897	568054	590301	22247	1158355	1.0906	1.0878
2022/03/29	200043	178669	-21374	378712	364163	411511	47348	775674	564206	590180	25974	1154386	1.1088	1.1048

EURO FX - CHICAGO MERCANTILE EXCHANGE
FUTURES ONLY POSITIONS Code-099741



<https://fx.naiirane.com>

過去5日及び過去4週の4本値と各種ピボット

2022/10/17 ~ 2022/10/21

USD/JPY table with columns: Demark, Pivot, Fibonacci Zone, StopLoss, Support, Resistance, 3-days AVG, Support Zone 2, Support Zone 1, BP, Resistance Zone 1, Resistance Zone 2. Includes daily and weekly data.

EUR/JPY table with columns: Demark, Pivot, Fibonacci Zone, StopLoss, Support, Resistance, 3-days AVG, Support Zone 2, Support Zone 1, BP, Resistance Zone 1, Resistance Zone 2. Includes daily and weekly data.

EUR/USD table with columns: Demark, Pivot, Fibonacci Zone, StopLoss, Support, Resistance, 3-days AVG, Support Zone 2, Support Zone 1, BP, Resistance Zone 1, Resistance Zone 2. Includes daily and weekly data.

GBP/JPY table with columns: Demark, Pivot, Fibonacci Zone, StopLoss, Support, Resistance, 3-days AVG, Support Zone 2, Support Zone 1, BP, Resistance Zone 1, Resistance Zone 2. Includes daily and weekly data.

GBP/USD table with columns: Demark, Pivot, Fibonacci Zone, StopLoss, Support, Resistance, 3-days AVG, Support Zone 2, Support Zone 1, BP, Resistance Zone 1, Resistance Zone 2. Includes daily and weekly data.

IMM扱い8通貨/ダウ/日経/金/オイル/主要クロス円の過去5日及び過去5週の4本値

AUDUSD					CADUSD					CHFUSD				
Date	Open	High	Low	Close	Date	Open	High	Low	Close	Date	Open	High	Low	Close
2022/10/21	0.6282	0.6393	0.6211	0.6389	2022/10/21	0.7263	0.7337	0.7219	0.7332	2022/10/21	0.9967	1.0036	0.9854	1.0021
2022/10/20	0.6272	0.6356	0.6229	0.6282	2022/10/20	0.7268	0.7325	0.7243	0.7263	2022/10/20	0.9955	1.0005	0.9932	0.9965
2022/10/19	0.6312	0.6325	0.6252	0.6272	2022/10/19	0.7278	0.7289	0.7242	0.7268	2022/10/19	1.0059	1.0072	0.9937	0.9952
2022/10/18	0.6289	0.6340	0.6267	0.6311	2022/10/18	0.7290	0.7322	0.7241	0.7278	2022/10/18	1.0038	1.0081	1.0021	1.0059
2022/10/17	0.6208	0.6312	0.6206	0.6288	2022/10/17	0.7205	0.7300	0.7204	0.7289	2022/10/17	0.9949	1.0056	0.9945	1.0042

CNYUSD					EURUSD					GBPUSD				
Date	Open	High	Low	Close	Date	Open	High	Low	Close	Date	Open	High	Low	Close
2022/10/21	0.1378	0.1378	0.1374	0.1375	2022/10/21	0.9786	0.9869	0.9705	0.9862	2022/10/21	1.1237	1.1310	1.1062	1.1302
2022/10/20	0.1375	0.1382	0.1374	0.1380	2022/10/20	0.9774	0.9846	0.9755	0.9786	2022/10/20	1.1219	1.1335	1.1172	1.1236
2022/10/19	0.1384	0.1387	0.1378	0.1380	2022/10/19	0.9863	0.9872	0.9758	0.9774	2022/10/19	1.1325	1.1358	1.1186	1.1219
2022/10/18	0.1388	0.1390	0.1386	0.1386	2022/10/18	0.9842	0.9876	0.9814	0.9863	2022/10/18	1.1365	1.1410	1.1256	1.1325
2022/10/17	0.1386	0.1390	0.1385	0.1385	2022/10/17	0.9724	0.9852	0.9723	0.9841	2022/10/17	1.1224	1.1440	1.1216	1.1364

JPYUSD					MXNUSD					NZDUSD				
Date	Open	High	Low	Close	Date	Open	High	Low	Close	Date	Open	High	Low	Close
2022/10/21	0.0067	0.0068	0.0066	0.0068	2022/10/21	0.0499	0.0503	0.0497	0.0502	2022/10/21	0.5681	0.5771	0.5600	0.5766
2022/10/20	0.0067	0.0067	0.0067	0.0067	2022/10/20	0.0497	0.0499	0.0496	0.0499	2022/10/20	0.5670	0.5742	0.5623	0.5680
2022/10/19	0.0067	0.0067	0.0067	0.0067	2022/10/19	0.0499	0.0500	0.0496	0.0497	2022/10/19	0.5686	0.5708	0.5650	0.5671
2022/10/18	0.0067	0.0067	0.0067	0.0067	2022/10/18	0.0500	0.0501	0.0498	0.0499	2022/10/18	0.5644	0.5720	0.5642	0.5686
2022/10/17	0.0067	0.0067	0.0067	0.0067	2022/10/17	0.0498	0.0501	0.0498	0.0500	2022/10/17	0.5567	0.5659	0.5552	0.5643

Nikkei 225 - Japan (NIX)					出来高	
Date	Open	High	Low	Close	(ドル建て終値)	
2022/10/21	26903.50	26984.51	26869.38	26890.58	182.15	0 1061360300
2022/10/20	26981.75	27092.55	26872.59	27006.96	179.89	603046000 1093283400
2022/10/19	27225.17	27370.52	27192.79	27257.38	181.89	575635000 1018972200
2022/10/18	27167.73	27229.88	26910.91	27156.14	182.01	660606900 1154669700
2022/10/17	26785.02	26811.57	26651.08	26775.79	179.72	652805000 1086521200
週4本値	26785.02	27370.52	26651.08	26890.58	182.15	(N225銘柄計) (東証一部全体計)

XAUUSD					
Date	Open	High	Low	Close	出来高
2022/10/21	1628.12	1657.18	1617.40	1655.18	
2022/10/20	1629.28	1645.59	1622.55	1628.27	
2022/10/19	1652.12	1654.50	1627.87	1629.16	
2022/10/18	1650.40	1660.92	1646.07	1652.09	
2022/10/17	1643.85	1668.40	1643.65	1650.77	
週4本値	1643.85	1668.40	1617.40	1655.18	

Dow Jones Industrial - USA (DJIA)					
Date	Open	High	Low	Close	出来高
2022/10/21	30291.18	31119.27	30206.28	31082.56	418190000
2022/10/20	30411.92	30822.96	30265.20	30333.59	333190000
2022/10/19	30439.04	30662.11	30226.90	30423.81	314030000
2022/10/18	30697.52	30837.90	30301.83	30523.80	387130000
2022/10/17	30059.58	30311.95	29997.62	30185.82	369820000
週4本値	30059.58	31119.27	29997.62	31082.56	

Historical Data by

 Arrangement by
<https://fx.najirane.com>

Crude Light Oil					
Date	Open	High	Low	Close	出来高
2022/10/21	85.07	85.90	83.15	85.05	338344
2022/10/20	85.94	88.17	85.22	85.98	338344
2022/10/19	83.69	86.20	82.59	85.55	71309
2022/10/18	85.70	86.51	82.09	82.82	97304
2022/10/17	85.59	87.12	84.61	85.46	172020
週4本値	85.59	88.17	82.09	85.05	

USDJPY					EURJPY					GBPJPY				
日付	始値	高値	安値	終値	日付	始値	高値	安値	終値	日付	始値	高値	安値	終値
2022/10/21	150.13	151.94	146.22	147.63	2022/10/21	146.92	148.40	144.15	145.59	2022/10/21	168.70	169.57	164.99	166.85
2022/10/20	149.84	150.28	149.56	150.13	2022/10/20	146.46	147.30	146.24	146.92	2022/10/20	168.10	169.71	167.43	168.70
2022/10/19	149.19	149.91	149.10	149.86	2022/10/19	147.14	147.25	146.08	146.46	2022/10/19	168.95	169.38	167.65	168.13
2022/10/18	148.99	149.33	148.27	149.20	2022/10/18	146.63	147.21	145.91	147.15	2022/10/18	169.33	169.75	167.70	168.97
2022/10/17	148.52	149.08	148.44	148.99	2022/10/17	144.44	146.72	144.39	146.62	2022/10/17	166.71	170.10	166.59	169.32

USDJPY Weekly					EURJPY Weekly					GBPJPY Weekly				
日付	始値	高値	安値	終値	日付	始値	高値	安値	終値	日付	始値	高値	安値	終値
2022/10/21	148.52	151.94	146.22	147.63	2022/10/21	144.44	148.40	144.15	145.59	2022/10/21	166.71	170.10	164.99	166.85
2022/10/14	145.38	148.86	145.24	148.61	2022/10/14	141.53	144.84	140.90	144.55	2022/10/14	161.25	167.28	159.74	166.20
2022/10/07	144.70	145.44	143.53	145.36	2022/10/07	141.77	144.08	141.21	141.55	2022/10/07	161.90	165.71	160.62	161.06
2022/09/30	143.51	144.91	143.25	144.72	2022/09/30	138.85	142.29	137.42	141.83	2022/09/30	155.25	162.17	148.76	161.61
2022/09/23	142.95	145.89	140.35	143.30	2022/09/23	143.20	144.04	138.68	138.88	2022/09/23	163.30	164.43	155.48	155.72

先週のIMM取り扱い対ドル8通貨チャート

※ 赤点線は週最高値/青点線は週最低値、BB中心線はSMA21

2022/10/17 ~ 2022/10/21

Chart by OANDA Japan MetaTrader4



Pivot Maker Ver 3.0 by FX_勝てば官軍?

<https://fx.najirane.com>