

JAPANESE YEN - CHICAGO MERCANTILE EXCHANGE

Code-097741

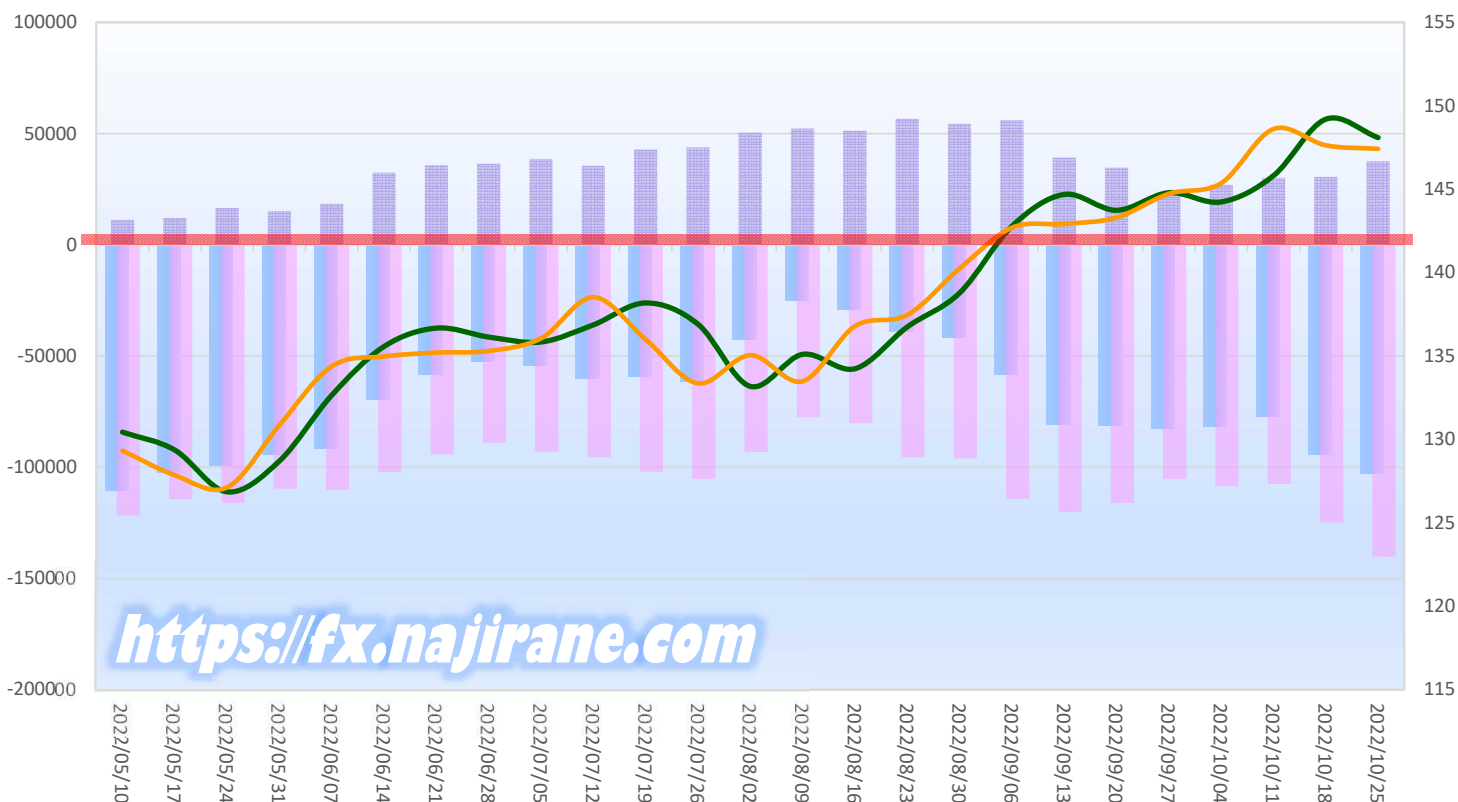
2022/05/03 ~ 2022/10/25

2022/10/28 NYクローズ時公表値

Report_Date	Non Commercial Positions												参考引け値	
	Long	増減	増減(%)	Short	増減	増減(%)	売り越し	増減	増減(%)	売買計	増減	増減(%)	10/25(火)	10/28(金)
2022/10/25	37579	6996	22.9%	140197	15278	12.2%	102618	8282	8.8%	177776	22274	14.3%	148.09	147.43
2022/10/18	30583	434	1.4%	124919	17377	16.2%	94336	16943	21.9%	155502	17811	12.9%	149.20	147.63
2022/10/11	30149	3187	11.8%	107542	-1043	-1.0%	77393	-4230	-5.2%	137691	2144	1.6%	145.80	148.61
2022/10/04	26962	4256	18.7%	108585	3323	3.2%	81623	-933	-1.1%	135547	7579	5.9%	144.24	145.36
2022/09/27	22706	-12061	-34.7%	105262	-10785	-9.3%	82556	1276	1.6%	127968	-22846	-15.1%	144.79	144.72
2022/09/20	34767	-4556	-11.6%	116047	-3968	-3.3%	81280	588	0.7%	150814	-8524	-5.3%	143.73	143.30
2022/09/13	39323	-16679	-29.8%	120015	5824	5.1%	80692	22503	38.7%	159338	-10855	-6.4%	144.69	142.91
2022/09/06	56002	1489	2.7%	114191	18147	18.9%	58189	16658	40.1%	170193	19636	13.0%	142.78	142.69
2022/08/30	54513	-2221	-3.9%	96044	503	0.5%	41531	2724	7.0%	150557	-1718	-1.1%	138.78	140.24
2022/08/23	56734	5426	10.6%	95541	15342	19.1%	38807	9916	34.3%	152275	20768	15.8%	136.74	137.46
2022/08/16	51308	-1025	-2.0%	80199	2834	3.7%	28891	3859	15.4%	131507	1809	1.4%	134.24	136.79
2022/08/09	52333	1900	3.8%	77365	-15821	-17.0%	25032	-17721	-41.4%	129698	-13921	-9.7%	135.10	133.49
2022/08/02	50433	6621	15.1%	93186	-12107	-11.5%	42753	-18728	-30.5%	143619	-5486	-3.7%	133.18	135.05
2022/07/26	43812	932	2.2%	105293	3188	3.1%	61481	2256	3.8%	149105	4120	2.8%	136.92	133.36
2022/07/19	42880	7347	20.7%	102105	6574	6.9%	59225	-773	-1.3%	144985	13921	10.6%	138.18	135.99
2022/07/12	35533	-3127	-8.1%	95531	2426	2.6%	59998	5553	10.2%	131064	-701	-0.5%	136.87	138.53
2022/07/05	38660	2198	6.0%	93105	4073	4.6%	54445	1875	3.6%	131765	6271	5.0%	135.84	136.06
2022/06/28	36462	598	1.7%	89032	-5286	-5.6%	52570	-5884	-10.1%	125494	-4688	-3.6%	136.14	135.30
2022/06/21	35864	3423	10.6%	94318	-7878	-7.7%	58454	-11301	-16.2%	130182	-4455	-3.3%	136.67	135.20
2022/06/14	32441	13975	75.7%	102196	-7916	-7.2%	69755	-21891	-23.9%	134637	6059	4.7%	135.57	134.98
2022/06/07	18466	3265	21.5%	110112	472	0.4%	91646	-2793	-3.0%	128578	3737	3.0%	132.64	134.38
2022/05/31	15201	-1366	-8.2%	109640	-6371	-5.5%	94439	-5005	-5.0%	124841	-7737	-5.8%	128.70	130.85
2022/05/24	16567	4454	36.8%	116011	1589	1.4%	99444	-2865	-2.8%	132578	6043	4.8%	126.85	127.13
2022/05/17	12113	917	8.2%	114422	-7228	-5.9%	102309	-8145	-7.4%	126535	-6311	-4.8%	129.37	127.86
2022/05/10	11196	-7389	-39.8%	121650	2271	1.9%	110454	9660	9.6%	132846	-5118	-3.7%	130.44	129.33
2022/05/03	18585			119379			100794			137964			130.13	130.55

JAPANESE YEN - CHICAGO MERCANTILE EXCHANGE  
FUTURES ONLY POSITIONS

売越し Long Short 火曜終値 金曜終値

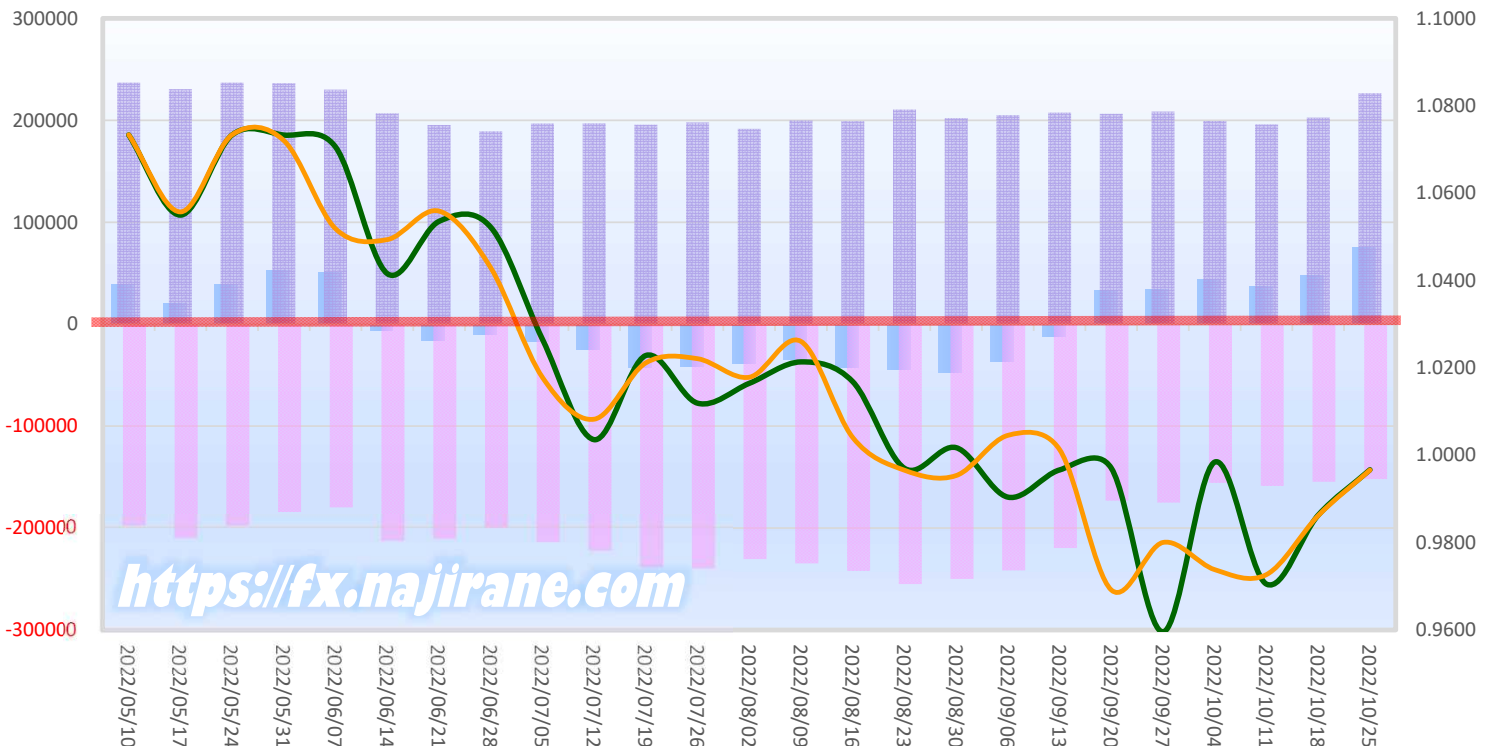


**EURO FX - CHICAGO MERCANTILE EXCHANGE** Code-099741  
 2022/05/03 ~ 2022/10/25 2022/10/28 NYクローズ時公表値

Report_Date	Non Commercial Positions										参考引け値			
	Long	増減		Short	増減		売り越し	増減		売買計	増減		10/25(火)	10/28(金)
2022/10/25	226734	24031	11.9%	151825	-2728	-1.8%	-74909	26759	55.6%	378559	21303	6.0%	0.9967	0.9966
2022/10/18	202703	6567	3.3%	154553	-4084	-2.6%	-48150	10651	28.4%	357256	2483	0.7%	0.9863	0.9862
2022/10/11	196136	-3255	-1.6%	158637	2928	1.9%	-37499	-6183	-14.2%	354773	-327	-0.1%	0.9705	0.9727
2022/10/04	199391	-9345	-4.5%	155709	-19230	-11.0%	-43682	9885	29.2%	355100	-28575	-7.4%	0.9984	0.9738
2022/09/27	208736	2172	1.1%	174939	1824	1.1%	-33797	348	1.0%	383675	3996	1.1%	0.9596	0.9800
2022/09/20	206564	-1214	-0.6%	173115	-46500	-21.2%	-33449	-45286	-382.6%	379679	-47714	####	0.9971	0.9692
2022/09/13	207778	2501	1.2%	219615	-22011	-9.1%	11837	-24512	-67.4%	427393	-19510	-4.4%	0.9967	1.0013
2022/09/06	205277	3019	1.5%	241626	-8308	-3.3%	36349	-11327	-23.8%	446903	-5289	-1.2%	0.9904	1.0046
2022/08/30	202258	-8567	-4.1%	249934	-5000	-2.0%	47676	3567	8.1%	452192	-13567	-2.9%	1.0017	0.9954
2022/08/23	210825	11599	5.8%	254934	12924	5.3%	44109	1325	3.1%	465759	24523	5.6%	0.9970	0.9966
2022/08/16	199226	-862	-0.4%	242010	7386	3.1%	42784	8248	23.9%	441236	6524	1.5%	1.0168	1.0041
2022/08/09	200088	8396	4.4%	234624	4121	1.8%	34536	-4275	-11.0%	434712	12517	3.0%	1.0214	1.0261
2022/08/02	191692	-6349	-3.2%	230503	-9122	-3.8%	38811	-2773	-6.7%	422195	-15471	-3.5%	1.0165	1.0178
2022/07/26	198041	2166	1.1%	239625	1005	0.4%	41584	-1161	-2.7%	437666	3171	0.7%	1.0119	1.0221
2022/07/19	195875	-1365	-0.7%	238620	16136	7.3%	42745	17501	69.3%	434495	14771	3.5%	1.0228	1.0212
2022/07/12	197240	102	0.1%	222484	8494	4.0%	25244	8392	49.8%	419724	8596	2.1%	1.0036	1.0082
2022/07/05	197138	7724	4.1%	213990	13980	7.0%	16852	6256	59.0%	411128	21704	5.6%	1.0266	1.0178
2022/06/28	189414	-6140	-3.1%	200010	-11149	-5.3%	10596	-5009	-32.1%	389424	-17289	-4.3%	1.0522	1.0429
2022/06/21	195554	-11432	-5.5%	211159	-1845	-0.9%	15605	9587	159.3%	406713	-13277	-3.2%	1.0536	1.0559
2022/06/14	206986	-23262	-10.1%	213004	33299	18.5%	6018	-56561	-111.9%	419990	10037	2.4%	1.0416	1.0494
2022/06/07	230248	-6305	-2.7%	179705	-4576	-2.5%	-50543	-1729	-3.3%	409953	-10881	-2.6%	1.0706	1.0519
2022/05/31	236553	-519	-0.2%	184281	-13861	-7.0%	-52272	13342	34.3%	420834	-14380	-3.3%	1.0733	1.0721
2022/05/24	237072	6302	2.7%	198142	-12289	-5.8%	-38930	18591	91.4%	435214	-5987	-1.4%	1.0733	1.0734
2022/05/17	230770	2540	1.1%	210431	-1270	-0.6%	-20339	3810	23.1%	441201	1270	0.3%	1.0550	1.0557
2022/05/10	228230	19781	9.5%	211701	-3126	-1.5%	-16529	-22907	-359.2%	439931	16655	3.9%	1.0530	1.0402
2022/05/03	208449			214827			6378			423276			1.0526	1.0548

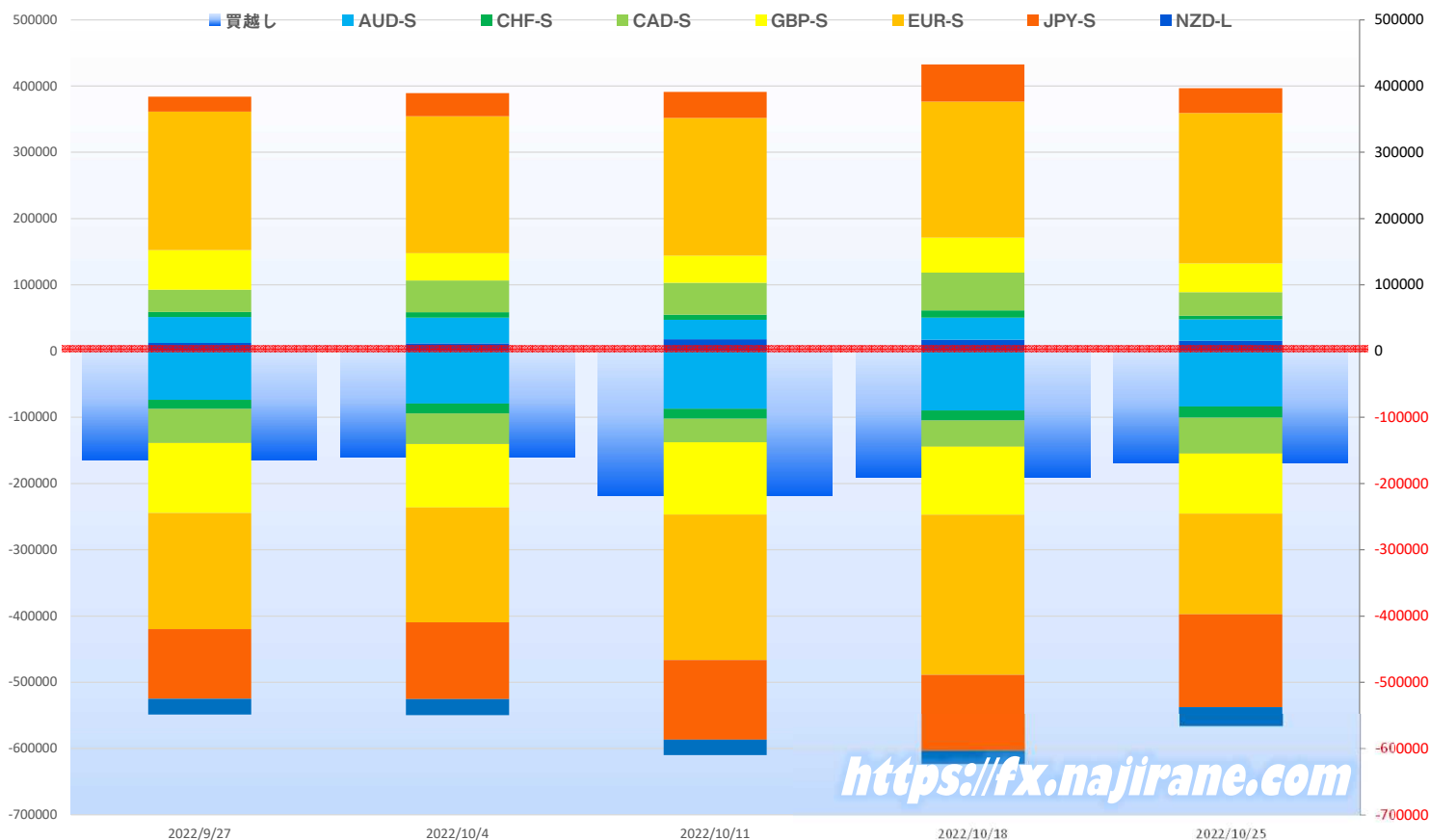
**EURO FX - CHICAGO MERCANTILE EXCHANGE  
 FUTURES ONLY POSITIONS**

■ 売越し ■ Long ■ Short ■ 火曜終値 ■ 金曜終値



	2022/09/27			2022/10/04			2022/10/11			2022/10/18			2022/10/25		
	Long	Short	売り越し	Long	Short	売り越し	Long	Short	売り越し	Long	Short	売り越し	Long	Short	売り越し
JPY	22706	105262	82556	26962	108585	81623	30149	107542	77393	30583	124919	94336	<b>37579</b>	<b>140197</b>	<b>102618</b>
	前週比 枚数増減 (枚)			4256	3323	-933	3187	-1043	-4230	434	17377	16943	6996	15278	8282
	前週比 枚数増減 (%)			18.7%	3.2%	-1.1%	11.8%	-1.0%	-5.2%	1.4%	16.2%	21.9%	22.9%	12.2%	8.8%
EUR	208736	174939	-33797	199391	155709	-43682	196136	158637	-37499	202703	154553	-48150	<b>226734</b>	<b>151825</b>	<b>-74909</b>
	前週比 枚数増減 (枚)			-9345	-19230	9885	-3255	2928	-6183	6567	-4084	10651	24031	-2728	26759
	前週比 枚数増減 (%)			-4.5%	-11.0%	29.2%	-1.6%	1.9%	-14.2%	3.3%	-2.6%	28.4%	11.9%	-1.8%	55.6%
GBP	59831	106255	46424	42078	91617	49539	48979	88149	39170	40328	91539	51211	<b>43511</b>	<b>91316</b>	<b>47805</b>
	前週比 枚数増減 (枚)			-17753	-14638	3115	6901	-3468	-10369	-8651	3390	12041	3183	-223	-3406
	前週比 枚数増減 (%)			-29.7%	-13.8%	6.7%	16.4%	-3.8%	-20.9%	-17.7%	3.8%	30.7%	7.9%	-0.2%	-6.7%
AUD	39006	73659	34653	36248	64012	27764	29325	60596	31271	33046	68405	35359	<b>32159</b>	<b>83605</b>	<b>51446</b>
	前週比 枚数増減 (枚)			-2758	-9647	-6889	-6923	-3416	3507	3721	7809	4088	-887	15200	16087
	前週比 枚数増減 (%)			-7.1%	-13.1%	-19.9%	-19.1%	-5.3%	12.6%	12.7%	12.9%	13.1%	-2.7%	22.2%	45.5%
CAD	33677	51343	17666	36246	57653	21407	32476	58148	25672	35384	55957	20573	<b>35607</b>	<b>53762</b>	<b>18155</b>
	前週比 枚数増減 (枚)			2569	6310	3741	-3770	495	4265	2908	-2191	-5099	223	-2195	-2418
	前週比 枚数増減 (%)			7.6%	12.3%	21.2%	-10.4%	0.9%	19.9%	9.0%	-3.8%	-19.9%	0.6%	-3.9%	-11.8%
CHF	7681	13411	5730	7816	14668	6852	5501	11391	5890	7052	14138	7086	<b>5538</b>	<b>16838</b>	<b>11300</b>
	前週比 枚数増減 (枚)			135	1257	1122	-2315	-3277	-962	1551	2747	1196	-1514	2700	4214
	前週比 枚数増減 (%)			1.8%	9.4%	19.6%	-29.6%	-22.3%	-14.0%	28.2%	24.1%	20.3%	-21.5%	19.1%	59.5%
NZD	12287	23758	11471	14966	28944	13978	11894	30936	19042	10328	28773	18445	<b>15639</b>	<b>28523</b>	<b>12884</b>
	前週比 枚数増減 (枚)			2679	5186	2507	-3072	1992	5064	-1566	-2163	-597	5311	-250	-5561
	前週比 枚数増減 (%)			21.8%	21.8%	21.9%	-20.5%	6.9%	36.2%	-13.2%	-7.0%	-3.1%	51.4%	-0.9%	-30.1%
MXN	87723	129045	41322	108626	145947	37321	120239	153893	33654	133432	155726	22294	<b>161558</b>	<b>148984</b>	<b>-12574</b>
	前週比 枚数増減 (枚)			20903	16902	-4001	11613	7946	-3667	13193	1833	-11360	28126	-6742	34868
	前週比 枚数増減 (%)			23.8%	13.1%	-9.7%	10.7%	5.4%	-9.8%	11.0%	1.2%	-33.8%	21.1%	-4.3%	156.4%
Total All 8	<b>471647</b>	<b>677672</b>	<b>206025</b>	<b>472333</b>	<b>667135</b>	<b>194802</b>	<b>474699</b>	<b>669292</b>	<b>194593</b>	<b>492856</b>	<b>694010</b>	<b>201154</b>	<b>558325</b>	<b>715050</b>	<b>156725</b>
	前週比 枚数増減 (枚)			686	-10537	-11223	2366	2157	-209	18157	24718	6561	65469	21040	-44429
	前週比 枚数増減 (%)			0.1%	-1.6%	-5.4%	0.5%	0.3%	-0.1%	3.8%	3.7%	3.4%	13.3%	3.0%	-22.1%
Total 7 (MXN除く)	<b>383924</b>	<b>548627</b>	<b>164703</b>	<b>363707</b>	<b>521188</b>	<b>157481</b>	<b>354460</b>	<b>515399</b>	<b>160939</b>	<b>359424</b>	<b>538284</b>	<b>178860</b>	<b>396767</b>	<b>566066</b>	<b>169299</b>
	前週比 枚数増減 (枚)			-20217	-27439	-7222	-9247	-5789	3458	4964	22885	17921	37343	27782	-9561
	前週比 枚数増減 (%)			-5.3%	-5.0%	-4.4%	-2.5%	-1.1%	2.2%	1.4%	4.4%	11.1%	10.4%	5.2%	-5.3%

## 直近5週 CFTC IMM主要7通貨の売買構成

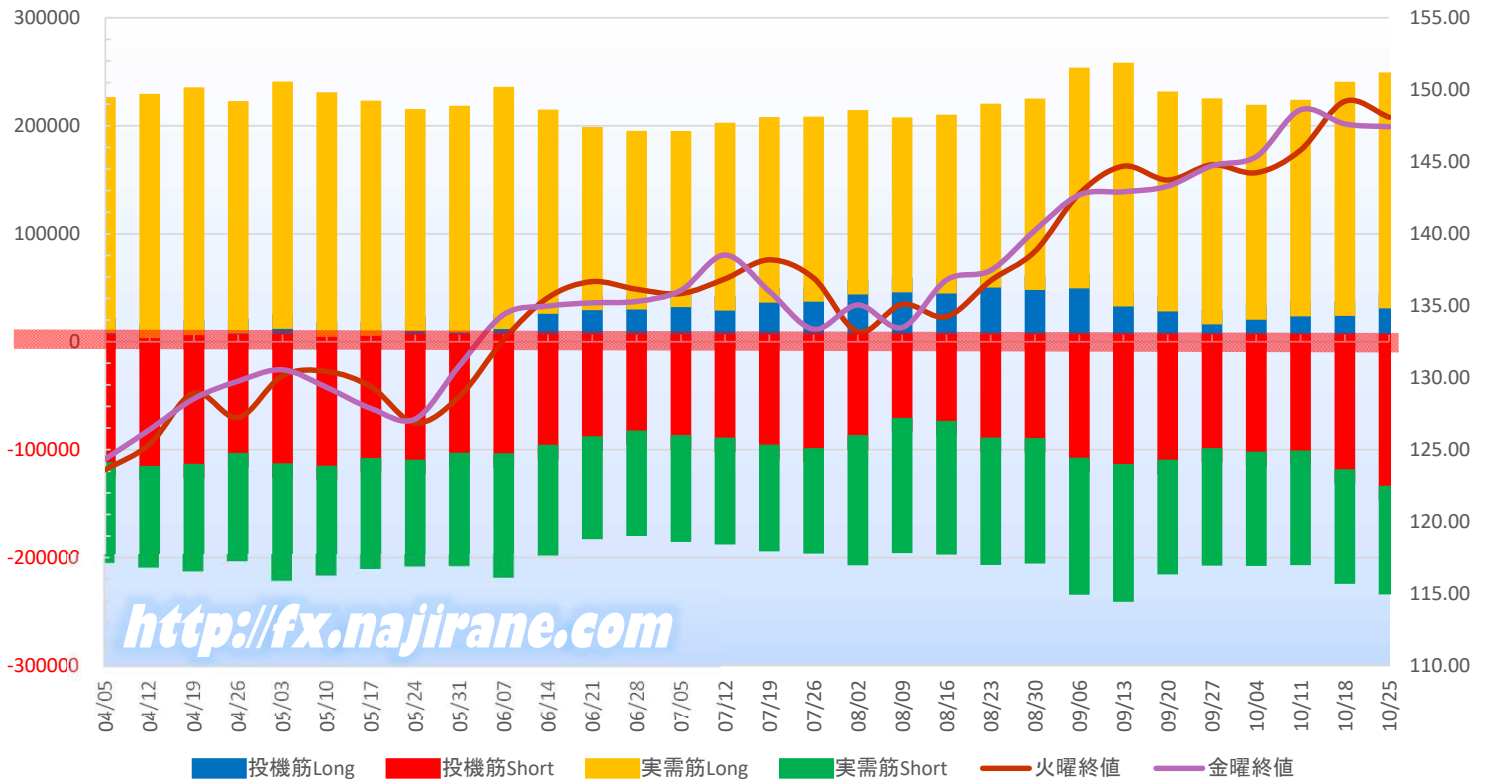


JAPANESE YEN - CHICAGO MERCANTILE EXCHANGE  
FUTURES ONLY POSITIONS

Code-097741  
2022/10/28 公表値

Date	投機筋集計				実需筋集計				投機筋+実需筋合計				ドル円終値	
	円買い	円売り	売り越し	売買計	円買い	円売り	売り越し	売買計	円買い	円売り	売り越し	売買計	火曜締め	金曜締め
2022/10/25	37579	140197	102618	177776	205120	87038	-118082	292158	242699	227235	-15464	469934	148.09	147.43
2022/10/18	30583	124919	94336	155502	203508	92667	-110841	296175	234091	217586	-16505	451677	149.20	147.63
2022/10/11	30149	107542	77393	137691	187119	92670	-94449	279789	217268	200212	-17056	417480	145.80	148.61
2022/10/04	26962	108585	81623	135547	185691	92367	-93324	278058	212653	200952	-11701	413605	144.24	145.36
2022/09/27	22706	105262	82556	127968	195930	95297	-100633	291227	218636	200559	-18077	419195	144.79	144.72
2022/09/20	34767	116047	81280	150814	190267	92754	-97513	283021	225034	208801	-16233	433835	143.73	143.30
2022/09/13	39323	120015	80692	159338	212375	114076	-98299	326451	251698	234091	-17607	485789	144.69	142.91
2022/09/06	56002	114191	58189	170193	191138	113469	-77669	304607	247140	227660	-19480	474800	142.78	142.69
2022/08/30	54513	96044	41531	150557	163991	102704	-61287	266695	218504	198748	-19756	417252	138.78	140.24
2022/08/23	56734	95541	38807	152275	156987	104523	-52464	261510	213721	200064	-13657	413785	136.74	137.46
2022/08/16	51308	80199	28891	131507	152209	110230	-41979	262439	203517	190429	-13088	393946	134.24	136.79
2022/08/09	52333	77365	25032	129698	148628	111634	-36994	260262	200961	188999	-11962	389960	135.10	133.49
2022/08/02	50433	93186	42753	143619	157333	107079	-50254	264412	207766	200265	-7501	408031	133.18	135.05
2022/07/26	43812	105293	61481	149105	157963	84190	-73773	242153	201775	189483	-12292	391258	136.92	133.36
2022/07/19	42880	102105	59225	144985	158427	85345	-73082	243772	201307	187450	-13857	388757	138.18	135.99
2022/07/12	35533	95531	59998	131064	160589	85522	-75067	246111	196122	181053	-15069	377175	136.87	138.53
2022/07/05	38660	93105	54445	131765	149702	85639	-64063	235341	188362	178744	-9618	367106	135.84	136.06
2022/06/28	36462	89032	52570	125494	152071	84176	-67895	236247	188533	173208	-15325	361741	136.14	135.30
2022/06/21	35864	94318	58454	130182	156248	81899	-74349	238147	192112	176217	-15895	368329	136.67	135.20
2022/06/14	32441	102196	69755	134637	175789	89346	-86443	265135	208230	191542	-16688	399772	135.57	134.98
2022/06/07	18466	110112	91646	128578	210889	101780	-109109	312669	229355	211892	-17463	441247	132.64	134.38
2022/05/31	15201	109640	94439	124841	196584	91535	-105049	288119	211785	201175	-10610	412960	128.70	130.85
2022/05/24	16567	116011	99444	132578	192215	85516	-106699	277731	208782	201527	-7255	410309	126.85	127.13
2022/05/17	12113	114422	102309	126535	204417	89355	-115062	293772	216530	203777	-12753	420307	129.37	127.86
2022/05/10	11196	121650	110454	132846	213084	88157	-124927	301241	224280	209807	-14473	434087	130.44	129.33
2022/05/03	18585	119379	100794	137964	215563	95299	-120264	310862	234148	214678	-19470	448826	130.13	130.55
2022/04/26	14269	109804	95535	124073	201828	86907	-114921	288735	216097	196711	-19386	412808	127.22	129.76
2022/04/19	12723	119910	107187	132633	216101	86259	-129842	302360	228824	206169	-22655	434993	128.94	128.54
2022/04/12	9925	121752	111827	131677	212850	80948	-131902	293798	222775	202700	-20075	425475	125.38	126.39
2022/04/05	14583	118412	103829	132995	205209	79985	-125224	285194	219792	198397	-21395	418189	123.60	124.35

JAPANESE YEN - CHICAGO MERCANTILE EXCHANGE  
FUTURES ONLY POSITIONS Cord-097741

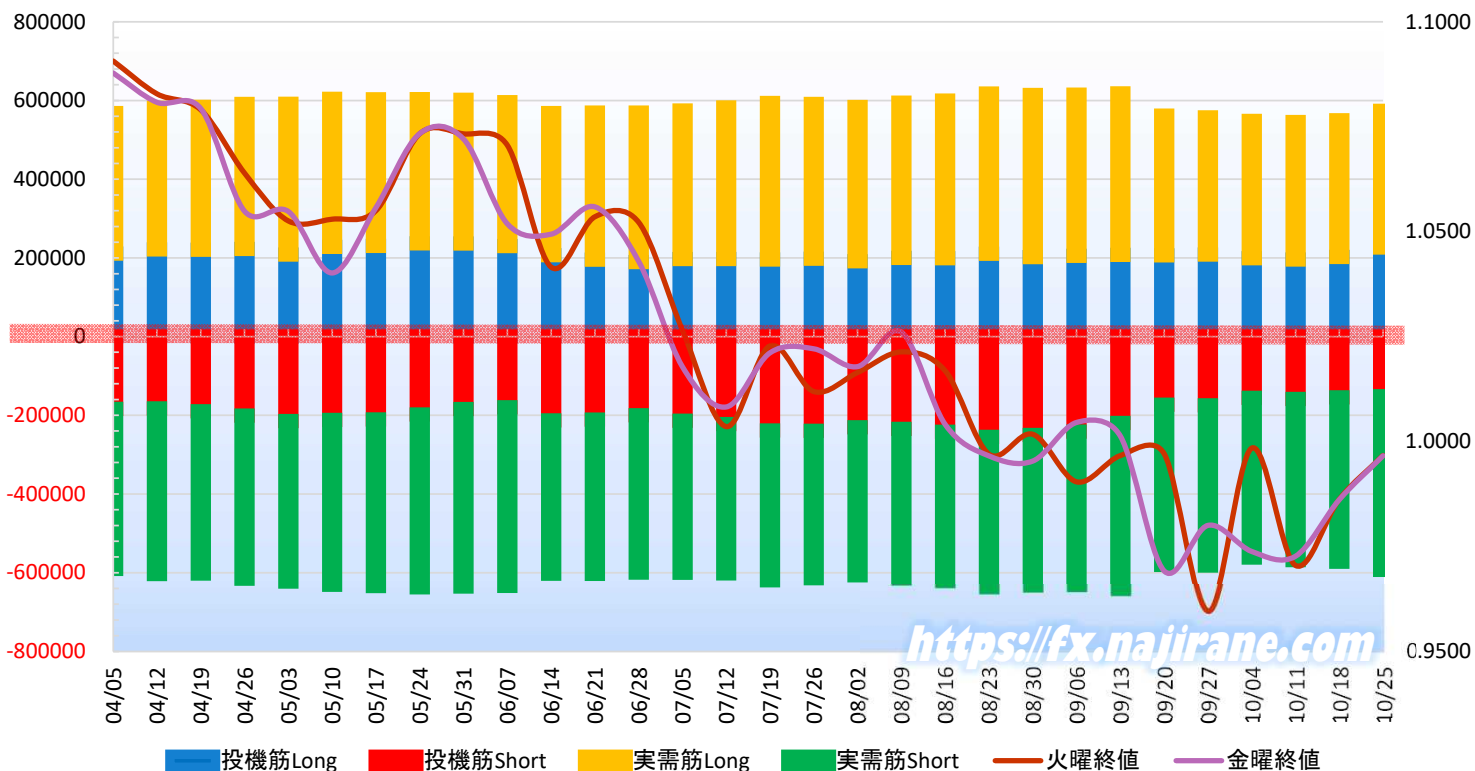


**EURO FX - CHICAGO MERCANTILE EXCHANGE  
FUTURES ONLY POSITIONS**

**Code-099741  
2022/10/28 公表値**

Date	投機筋集計				実需筋集計				投機筋+実需筋合計				ユーロドル終値	
	EUR買い	EUR売り	売り越し	売買計	EUR買い	EUR売り	売り越し	売買計	EUR買い	EUR売り	売り越し	売買計	火曜締め	金曜締め
2022/10/25	226734	151825	-74909	378559	346949	440781	93832	787730	573683	592606	18923	1166289	0.9967	0.9966
2022/10/18	202703	154553	-48150	357256	347078	417655	70577	764733	549781	572208	22427	1121989	0.9863	0.9862
2022/10/11	196136	158637	-37499	354773	349091	409252	60161	758343	545227	567889	22662	1113116	0.9705	0.9727
2022/10/04	199391	155709	-43682	355100	348817	405665	56848	754482	548208	561374	13166	1109582	0.9984	0.9738
2022/09/27	208736	174939	-33797	383675	348374	406814	58440	755188	557110	581753	24643	1138863	0.9596	0.9800
2022/09/20	206564	173115	-33449	379679	354891	407201	52310	762092	561455	580316	18861	1141771	0.9971	0.9692
2022/09/13	207778	219615	11837	427393	410364	421787	11423	832151	618142	641402	23260	1259544	0.9967	1.0013
2022/09/06	205277	241626	36349	446903	409460	389850	-19610	799310	614737	631476	16739	1246213	0.9904	1.0046
2022/08/30	202258	249934	47676	452192	411684	382824	-28860	794508	613942	632758	18816	1246700	1.0017	0.9954
2022/08/23	210825	254934	44109	465759	406701	382394	-24307	789095	617526	637328	19802	1254854	0.9970	0.9966
2022/08/16	199226	242010	42784	441236	400458	379542	-20916	780000	599684	621552	21868	1221236	1.0168	1.0041
2022/08/09	200088	234624	34536	434712	394543	380141	-14402	774684	594631	614765	20134	1209396	1.0214	1.0261
2022/08/02	191692	230503	38811	422195	391841	376321	-15520	768162	583533	606824	23291	1190357	1.0165	1.0178
2022/07/26	198041	239625	41584	437666	393062	374406	-18656	767468	591103	614031	22928	1205134	1.0119	1.0221
2022/07/19	195875	238620	42745	434495	397991	380561	-17430	778552	593866	619181	25315	1213047	1.0228	1.0212
2022/07/12	197240	222484	25244	419724	385039	379279	-5760	764318	582279	601763	19484	1184042	1.0036	1.0082
2022/07/05	197138	213990	16852	411128	377654	386290	8636	763944	574792	600280	25488	1175072	1.0266	1.0178
2022/06/28	189414	200010	10596	389424	380084	399896	19812	779980	569498	599906	30408	1169404	1.0522	1.0429
2022/06/21	195554	211159	15605	406713	373695	391877	18182	765572	569249	603036	33787	1172285	1.0536	1.0559
2022/06/14	206986	213004	6018	419990	361159	389654	28495	750813	568145	602658	34513	1170803	1.0416	1.0494
2022/06/07	230248	179705	-50543	409953	365628	453817	88189	819445	595876	633522	37646	1229398	1.0706	1.0519
2022/05/31	236553	184281	-52272	420834	365434	450620	85186	816054	601987	634901	32914	1236888	1.0733	1.0721
2022/05/24	237072	198142	-38930	435214	366345	438945	72600	805290	603417	637087	33670	1240504	1.0733	1.0734
2022/05/17	230770	210431	-20339	441201	372113	423630	51517	795743	602883	634061	31178	1236944	1.0550	1.0557
2022/05/10	228230	211701	-16529	439931	376043	419069	43026	795112	604273	630770	26497	1235043	1.0530	1.0402
2022/05/03	208449	214827	6378	423276	383222	407808	24586	791030	591671	622635	30964	1214306	1.0526	1.0548
2022/04/26	222993	200792	-22201	423785	368280	414387	46107	782667	591273	615179	23906	1206452	1.0640	1.0549
2022/04/19	221003	189702	-31301	410705	362930	412656	49726	775586	583933	602358	18425	1186291	1.0790	1.0793
2022/04/12	221645	182585	-39060	404230	359853	420603	60750	780456	581498	603188	21690	1184686	1.0828	1.0808
2022/04/05	210914	183544	-27370	394458	357140	406757	49617	763897	568054	590301	22247	1158355	1.0906	1.0878

**EURO FX - CHICAGO MERCANTILE EXCHANGE  
FUTURES ONLY POSITIONS Code-099741**



<https://fx.najirane.com>

# Bitcoin/USD 及び CME Futures (当月及び限月別)

※取引単位=5ビットコイン  
(CME CFビットコイン参考基準レート=BRRを対象)

Bitcoin/USD					CME Futures 2022/10		CME Futures 2022/11		CME Futures 2022/12		CME Futures 2023/01		CME Futures 2023/02	
Date	Open	High	Low	Close	Close	Volume	Close	Volume	Close	Volume	Close	Volume	Close	Volume
2022/8/25	21395	21790	21362	21601	21555	1951	21595	82	21655	8	21730	1	21780	0
2022/8/26	21596	21805	20199	20260	20465	1342	20515	191	20570	47	20645	2	20695	0
2022/8/27	20262	20341	19891	20042	0	0	0	0	0	0	0	0	0	0
2022/8/28	20041	20139	19617	19617	0	0	0	0	0	0	0	0	0	0
2022/8/29	19615	20357	19601	20298	19990	447	20020	116	20055	74	20110	5	20340	0
2022/8/30	20299	20543	19618	19797	19795	716	19845	104	19890	46	19945	2	20005	0
2022/8/31	19800	20421	19800	20050	20095	506	20130	27	20175	12	20230	0	20360	0
2022/9/1	20050	20198	19654	20127	19710	437	19750	71	19795	31	19850	0	19930	0
2022/9/2	20126	20402	19815	19970	19785	1091	19825	135	19870	33	19925	0	20025	0
2022/9/3	19970	20037	19698	19832	0	0	0	0	0	0	0	0	0	0
2022/9/4	19832	20000	19637	19887	0	0	0	0	0	0	0	0	0	0
2022/9/5	19989	20031	19673	19812	0	0	0	0	0	0	0	0	0	0
2022/9/6	19818	20155	18800	18838	18660	914	18690	59	18735	36	18790	0	19055	0
2022/9/7	18838	19427	18644	19290	18935	386	18975	14	19020	9	19075	0	19175	0
2022/9/8	19290	19417	19077	19330	19265	413	19305	10	19350	10	19405	0	19500	0
2022/9/9	19328	21439	19311	21381	21335	810	21365	51	21405	22	21460	0	21535	0
2022/9/10	21377	21760	21169	21681	0	0	0	0	0	0	0	0	0	0
2022/9/11	21679	21771	21407	21769	0	0	0	0	0	0	0	0	0	0
2022/9/12	21770	22439	21604	22370	22465	383	22510	32	22555	16	22610	1	22675	0
2022/9/13	22371	22674	20063	20297	20260	910	20295	47	20335	55	20385	0	20480	0
2022/9/14	20185	20467	19793	20241	19940	589	19980	25	20025	15	20075	0	20135	0
2022/9/15	20242	20318	19637	19701	19735	417	19775	13	19815	3	19865	0	19960	0
2022/9/16	19704	19871	19400	19773	19570	514	19610	37	19650	12	19705	0	19835	0
2022/9/17	19777	20163	19777	20128	0	0	0	0	0	0	0	0	0	0
2022/9/18	20127	20127	19387	19420	0	0	0	0	0	0	0	0	0	0
2022/9/19	19419	19639	18390	19544	19480	443	19505	63	19545	70	19600	0	19730	0
2022/9/20	19546	19602	18913	18991	18935	435	18950	113	18990	28	19040	0	19180	0
2022/9/21	18891	19675	18290	18547	18945	1068	18960	386	18995	128	19045	0	19185	0
2022/9/22	18535	19457	18416	19414	19250	638	19260	31	19295	18	19345	0	19485	0
2022/9/23	19412	19465	18618	19298	18675	1795	18690	95	18730	59	18780	0	18920	0
2022/9/24	19297	19310	18862	18937	0	0	0	0	0	0	0	0	0	0
2022/9/25	18936	19135	18696	18802	0	0	0	0	0	0	0	0	0	0
2022/9/26	18804	19275	18721	19223	19125	5145	19135	105	19155	81	19205	0	19345	0
2022/9/27	19222	20338	18916	19111	19010	8672	19025	189	19045	71	19095	0	19235	0
2022/9/28	19105	19688	18553	19427	19520	8359	19550	1428	19580	77	19635	0	19740	0
2022/9/29	19428	19589	18924	19573	19370	8360	19425	2794	19450	34	19505	0	19610	0
2022/9/30	19573	20110	19266	19432	19425	12261	19435	590	19470	54	19525	0	19620	0
2022/10/1	19431	19471	19231	19312	0	0	0	0	0	0	0	0	0	0
2022/10/2	19312	19370	18971	19044	0	0	0	0	0	0	0	0	0	0
2022/10/3	19044	19654	19025	19624	19525	12200	19515	1464	19545	88	19590	0	19720	0
2022/10/4	19624	20380	19524	20337	20285	11729	20255	756	20280	33	20310	0	20405	0
2022/10/5	20336	20344	19802	20161	20140	9665	20115	482	20135	82	20160	8	20200	1
2022/10/6	20161	20408	19900	19955	20025	9200	20005	668	20035	26	20065	5	20090	1
2022/10/7	19958	20041	19396	19547	19410	11120	19420	969	19450	52	19495	3	19575	0
2022/10/8	19546	19602	19299	19417	0	0	0	0	0	0	0	0	0	0
2022/10/9	19417	19543	19349	19446	0	0	0	0	0	0	0	0	0	0
2022/10/10	19446	19515	19103	19141	19125	7446	19125	485	19155	57	19185	5	19230	0
2022/10/11	19139	19242	18926	19051	18900	9226	18900	704	18925	53	18955	10	18995	0
2022/10/12	19053	19203	19030	19157	19095	5182	19080	466	19100	17	19125	3	19165	1
2022/10/13	19157	19453	18320	19383	19360	23505	19315	2040	19325	209	19350	19	19395	1
2022/10/14	19383	19889	19115	19186	19110	14027	19085	1411	19105	135	19135	2	19180	1
2022/10/15	19185	19213	19019	19068	0	0	0	0	0	0	0	0	0	0
2022/10/16	19069	19390	19069	19268	0	0	0	0	0	0	0	0	0	0
2022/10/17	19269	19636	19173	19551	19515	7538	19480	535	19490	21	19520	0	19560	1
2022/10/18	19550	19667	19145	19334	19180	8664	19165	1030	19175	30	19205	3	19235	1
2022/10/19	19335	19348	19128	19140	19200	5612	19185	438	19200	41	19215	14	19255	1
2022/10/20	19138	19315	18971	19054	19030	9380	19000	1166	19015	28	19045	2	19070	0
2022/10/21	19053	19237	18771	19172	19195	10597	19140	1608	19155	42	19185	7	19215	1
2022/10/22	19172	19248	19132	19208	0	0	0	0	0	0	0	0	0	0
2022/10/23	19208	19647	19124	19567	0	0	0	0	0	0	0	0	0	0
2022/10/24	19568	19589	19206	19346	19340	11740	19310	4741	19315	133	19340	7	19375	2
2022/10/25	19345	20348	19261	20096	20305	18642	20290	7316	20295	654	20315	11	20355	0
2022/10/26	20092	20938	20076	20770	20780	16618	20790	7878	20820	2719	20830	93	20845	0
2022/10/27	20773	20854	20255	20286	20625	10277	20720	8249	20755	2161	20765	127	20760	10
2022/10/28	20288	20725	20086	20595	20480	777	20700	8542	20710	578	20675	46	20740	10
2022/10/29	20595	20988	20566	20818	0	0	---	---	---	---	---	---	---	---
2022/10/30	20827	20916	20726	20794	---	---	---	---	---	---	---	---	---	---
1900/1/0	0	0	0	0	0	0	---	---	---	---	---	---	---	---
1900/1/0	0	0	0	0	0	0	---	---	---	---	---	---	---	---



Date	BTC(BitCoin)/JPY					ETH(Ethereum)/JPY					XRP(Ripple)/JPY				
	Open	High	Low	Close	Volume	Open	High	Low	Close	Volume	Open	High	Low	Close	Volume
2022/9/3	2799974.25	2809409.25	2761926.00	2780067.75	3310809.56	221142.72	221456.88	216159.39	218290.67	1334363.69	46.4469	46.6281	45.9319	46.2653	66336.20
2022/9/4	2780730.75	2809116.50	2753297.50	2780076.75	3548141.76	218293.94	221644.03	216443.56	221727.28	1248608.83	46.2639	46.6238	46.1215	46.6322	60701.55
2022/9/5	2809294.50	2813186.25	2764776.25	2782299.50	4046344.26	221761.34	227686.92	219124.95	227104.97	1834123.56	46.6322	46.7874	45.4465	46.7583	106875.96
2022/9/6	2783051.25	2829074.25	2685110.00	2696792.50	6213695.11	227112.98	238762.17	223579.27	223579.27	3284948.04	46.7595	48.0786	45.8574	46.1271	191456.01
2022/9/7	2696794.75	2793122.25	2677925.25	2780021.75	5078571.49	223458.75	237416.23	215448.61	234893.67	2818938.45	46.1200	48.8355	45.3994	48.6196	162677.44
2022/9/8	2779966.50	2796059.75	2753460.25	2781128.25	4632060.99	234879.08	238325.92	230563.59	235289.73	2535272.15	48.6153	49.3414	47.5404	48.9536	153261.61
2022/9/9	2780884.50	3055224.25	2779062.75	3046922.25	6907152.72	235266.73	246924.89	234983.39	244978.36	2884633.43	48.9510	50.5451	48.9201	50.9480	212017.66
2022/9/10	3046318.00	3100949.25	3016649.75	3089586.50	5260394.35	244960.67	254299.95	243725.97	253118.02	1871223.63	50.9410	51.4795	50.3090	50.9713	121328.43
2022/9/11	3089302.00	3103808.25	3050597.75	3103623.25	4917771.69	253085.56	254048.02	246400.73	251178.25	1777024.31	50.9716	51.1097	50.0960	50.6290	92743.40
2022/9/12	3103750.50	3198483.25	3088417.25	3189668.00	7159440.49	251218.86	253509.39	241755.47	244355.50	2522081.59	50.6327	51.2511	49.9303	51.2511	153646.71
2022/9/13	3189815.25	3218170.25	2900641.75	2931922.50	7380270.75	244383.64	247713.61	226173.47	228349.73	3332074.16	51.2539	51.3156	48.0063	48.2029	208536.22
2022/9/14	2915721.75	2957177.25	2832911.25	2892871.25	5412748.03	227493.16	234850.66	226173.47	233640.38	2557873.63	48.0971	49.2200	48.0718	48.8906	175489.19
2022/9/15	2893042.75	2918624.00	2815997.50	282396.25	5215946.33	233687.25	235904.31	210212.88	210950.33	3862438.76	48.8896	49.2100	46.6631	46.7763	218999.91
2022/9/16	2824342.50	2843031.50	2774290.25	2826026.25	4305426.74	210984.00	211727.42	202389.77	204734.73	2396134.80	46.7834	51.0439	46.3394	50.9801	196663.61
2022/9/17	2826662.25	2832365.00	2826662.25	2877368.00	3567829.43	204796.03	210583.56	202289.50	211091.13	1543658.39	50.9744	54.1645	49.6768	53.8951	231817.16
2022/9/18	2877319.00	2877319.00	2773245.00	2772367.50	4461994.78	210103.95	210103.95	190484.30	190634.25	2250255.29	53.8757	57.0544	51.1250	51.1549	354872.80
2022/9/19	2772234.00	2813257.25	2635359.25	2798396.75	5752683.86	190625.92	198863.06	184489.28	197241.19	2679351.92	51.1569	56.0763	48.8963	55.4225	399286.96
2022/9/20	2798606.25	2802620.25	2702270.50	2712441.75	5282700.54	197252.31	197583.64	189612.78	190162.83	2113909.94	55.4060	60.5490	53.3251	59.6142	561715.82
2022/9/21	2712512.50	2838124.50	2636838.25	2675309.50	6687594.78	190138.03	199714.94	177241.31	180678.34	2977655.69	59.6117	61.5915	55.9376	57.2391	490580.67
2022/9/22	2673470.25	2769965.75	2659574.50	2761971.75	5852398.04	180280.00	190189.80	179219.70	188889.45	2626527.02	57.1974	69.9334	56.9445	69.0154	699440.00
2022/9/23	2761808.00	2768782.50	2665174.75	2766028.25	5575171.86	188861.14	192500.61	181762.31	190386.17	2690557.74	69.0206	78.5335	65.7951	72.6954	1117837.28
2022/9/24	2765935.50	2767828.50	2704363.25	2715122.50	3749244.31	190384.03	193021.38	188201.77	189869.25	1734598.97	72.6996	73.8198	67.9632	70.0704	506765.04
2022/9/25	2715022.00	2743471.00	2681793.25	2698602.75	3352778.42	188961.41	191174.13	182974.13	185754.64	1693995.43	70.0727	74.3141	68.6392	70.7052	491175.85
2022/9/26	2698861.50	2771644.50	2695975.50	2777272.50	6378574.23	185778.95	193071.52	184622.67	192925.73	2316655.64	70.7129	71.7791	66.3047	67.5696	421356.76
2022/9/27	2777152.25	2942100.00	2740360.25	2765525.50	8475990.17	192928.16	202070.14	189368.88	192485.44	2586090.11	67.5821	69.9525	63.7888	64.9433	410770.44
2022/9/28	2764668.00	2837366.00	2684569.25	2805558.50	7664424.28	192400.59	194837.02	183505.69	193145.53	2743207.46	64.9230	65.6157	60.7439	65.0849	385665.39
2022/9/29	2805711.50	2830513.75	2737370.75	2826861.50	5926940.42	193166.27	194614.39	187057.89	192903.22	1992636.31	65.0736	72.6591	61.9858	70.1069	475558.31
2022/9/30	2826916.50	2908153.50	2785757.00	2812751.00	635415.95	192902.36	197953.83	190820.13	192224.88	2062701.60	70.1095	71.8091	68.2813	69.4473	547206.27
2022/10/1	2812652.00	2818449.25	2783487.50	2795213.25	2709447.16	192256.00	192881.72	189043.97	189846.11	901428.88	69.4542	69.9838	67.9756	68.7669	223485.39
2022/10/2	2795177.75	2803639.25	2748378.25	2757691.50	3007024.54	189861.88	190524.30	184764.95	184785.36	1097387.00	68.7683	69.1033	64.9271	64.9959	220705.10
2022/10/3	2757685.75	2840300.50	2755594.75	2836159.25	4405900.79	184795.48	191798.14	184112.23	191274.20	1467404.30	64.9985	67.5788	63.7262	66.8990	267745.37
2022/10/4	2836160.00	2938078.75	2828204.00	2925509.25	5162481.17	191250.94	196777.45	191224.98	195954.56	1458633.79	66.8989	69.8608	65.6168	69.0743	313556.75
2022/10/5	2925373.75	2925240.25	2864677.75	2911956.25	4798749.47	195923.45	195907.80	191009.70	195399.94	1411793.92	69.0666	72.1803	68.2971	70.7285	358280.72
2022/10/6	2912002.75	2952409.50	2885430.00	2894457.25	5034751.61	195395.53	199698.27	195633.13	196060.06	1745413.20	70.7308	72.8539	70.6748	71.5344	277493.39
2022/10/7	2894764.00	294159.50	2817947.00	2841037.50	4248045.21	196078.47	197135.20	192076.42	193674.73	1462406.43	71.5479	75.8043	70.2073	75.3292	381891.47
2022/10/8	2840961.75	2849009.25	2805459.25	2822489.50	2389426.02	193653.56	194174.41	190002.67	191227.73	843796.76	75.3214	76.7279	74.7732	75.1702	257450.44
2022/10/9	2822622.00	2840801.25	2812705.00	2828784.00	2449240.81	191221.88	192996.58	190332.88	192393.30	798057.21	75.1754	78.6694	73.8696	77.6874	260267.89
2022/10/10	2828782.75	2836762.50	2782947.50	2788410.00	3995103.63	192395.39	194306.25	188113.89	188113.89	1281125.76	77.6828	78.1633	72.4018	72.4018	343656.82
2022/10/11	2788048.25	2801312.00	2759000.00	2779497.25	4188854.74	188080.69	188691.47	185525.48	186683.06	1353148.91	72.3504	72.9003	70.0896	70.8168	336103.44
2022/10/12	2779676.25	2819284.75	2793308.50	2811910.75	3662161.57	186705.91	190751.75	186648.53	190065.06	1226432.27	70.8190	72.6761	70.7919	71.6825	201824.99
2022/10/13	2811840.50	2864927.25	2705187.50	2855332.50	6514108.65	190066.67	190453.23	178144.81	189755.98	2577816.57	71.6799	71.7848	65.3326	70.8293	418398.44
2022/10/14	2855278.00	2926670.00	2843511.75	2853961.50	5719978.77	189744.91	197885.66	189416.00	192997.97	1950737.99	70.8285	75.2696	70.5923	72.7361	324902.39
2022/10/15	2853929.00	2857960.75	2829207.75	2836405.25	2408675.34	192980.69	193492.41	188690.97	189643.48	1011312.47	72.7347	72.8409	71.3995	71.6266	125311.35
2022/10/16	2836595.50	2880180.25	2836595.50	2864057.50	2673917.54	189663.39	195094.25	189663.39	194171.20	1113573.90	71.6299	72.4589	70.1845	70.9039	152947.22
2022/10/17	2864127.25	2919737.00	2852164.75	2912554.50	4092696.11	194173.13	198990.83	192823.17	198390.70	1400532.83	70.9041	71.6997	69.1517	71.4953	220014.98
2022/10/18	2912511.25	2927865.00	2857156.00	2884994.50	4563011.83	198384.19	199351.06	192758.19	195539.02	1554340.23	71.4953	71.9766	68.6205	69.5310	205964.76
2022/10/19	2885085.75	2887277.25	2865351.75	2867627.75	3359398.68	195556.33	195849.86	192354.69	192639.78	1251163.04	69.5326	69.5879	67.4225	67.6062	214922.53
2022/10/20	2867410.50	2890173.75	2844561.50	2867828.67	192627.20	195828.41	191220.80	192699.67	192699.67	1352908.11	67.6056	69.4823	65.2363	67.2893	257242.01
2022/10/21	2861240.25	2836773.75	2849410.25	2831294.50	4793425.34	192697.73	192432.37	191367.66	191969.59	1537675.57	67.2722	68.0927	66.4584	68.0927	242912.42
2022/10/22	2831281.25	2842843.25	2825354.00	2836953.75	2378545.41	191963.08	194529.25	191378.95	194115.42	1059759.56	68.0910	69.4256	67.5299	68.7477	130688.94
2022/10/23	2838866.25	2925720.50	2825448.25	2888721.25	3266923.70	194108.06	203678.72	192433.11	201288.75	1462963.39	68.7505	70.1262	66.9705	69.2445	104394.48
2022/10/24	2888833.75	2910562.00	2859130.25	2880376.25	4496832.70	201295.38	203321.34	197669.66	200257.80	1949399.45	69.2450	69.8561	66.9428	67.5697	192595.77
2022/10/25	2880285.75	3008491.25	2867763.00	2973830.00	7067857.92	200215.05	223249.77	199138.02	216300.53	3753908.84	67.5676	69.6344	66.3261	68.3004	237654.49
2022/10/26	2973294.50	3066620.00	2971887.75	3034296.75	8603947.45	216221.78	232355.98	216188.72</							

Date	日経平均(^N225)					CME日経平均先物ドル建て(NKD)					CME日経平均先物円建て(NIY)					USDJPY
	Open	High	Low	Close	Volume	Open	High	Low	Close	Volume	Open	High	Low	Close	Volume	
2022-10-28	27,097.38	27,265.46	26,981.08	27,105.20		27,065.0	27,530.0	26,980.0	27,525.0	4,007	27,050.0	27,535.0	26,970.0	27,535.0	30,867	147.43
2022-10-27	27,407.23	27,450.26	27,340.20	27,345.24	653914500	27,410.0	27,485.0	26,945.0	27,085.0	4,203	27,070.0	27,070.0	27,070.0	27,070.0	0	146.29
2022-10-26	27,410.64	27,578.05	27,405.91	27,431.84	610333500	27,445.0	27,635.0	27,385.0	27,390.0	6,109	27,370.0	27,370.0	27,370.0	27,370.0	0	146.39
2022-10-25	27,113.20	27,337.08	27,073.50	27,250.28	621687600	27,160.0	27,565.0	27,080.0	27,560.0	6,000	27,555.0	27,555.0	27,555.0	27,555.0	0	148.09
2022-10-24	27,233.00	27,305.52	26,974.90	26,974.90	590657600	27,170.0	27,375.0	26,855.0	27,145.0	5,766	27,115.0	27,115.0	27,115.0	27,115.0	0	149.04
2022-10-21	26,903.50	26,984.51	26,869.38	26,890.58	563049800	27,000.0	27,140.0	26,780.0	27,100.0	5,715	27,095.0	27,095.0	27,095.0	27,095.0	0	147.63
2022-10-20	26,981.75	27,092.55	26,872.59	27,006.96	603046000	27,025.0	27,280.0	26,855.0	27,005.0	4,079	26,990.0	26,990.0	26,990.0	26,990.0	0	150.13
2022-10-19	27,225.17	27,370.52	27,192.79	27,257.38	575635000	27,155.0	27,360.0	26,895.0	27,030.0	3,423	26,995.0	26,995.0	26,995.0	26,995.0	0	149.86
2022-10-18	27,167.73	27,229.88	26,910.91	27,156.14	660606900	27,100.0	27,300.0	26,900.0	27,095.0	5,699	27,050.0	27,050.0	27,050.0	27,050.0	0	149.20
2022-10-17	26,785.02	26,811.57	26,651.08	26,775.79	652805000	26,570.0	27,110.0	26,565.0	27,075.0	4,477	27,055.0	27,055.0	27,055.0	27,055.0	0	148.99
2022-10-14	26,599.32	27,180.16	26,595.35	26,970.76	823528400	26,820.0	27,165.0	26,570.0	26,620.0	6,246	26,560.0	26,560.0	26,560.0	26,560.0	0	148.61
2022-10-13	26,398.29	26,405.47	26,237.42	26,237.42	591591100	26,370.0	26,820.0	26,580.0	26,785.0	6,221	26,787.0	26,787.0	26,787.0	26,787.0	0	147.17
2022-10-12	26,353.22	26,495.75	26,314.83	26,396.83	688466500	26,380.0	26,485.0	26,295.0	26,355.0	3,971	26,360.0	26,360.0	26,360.0	26,360.0	0	146.87
2022-10-11	26,757.12	26,758.66	26,369.56	26,401.25	789255900	26,650.0	26,725.0	26,280.0	26,355.0	3,727	26,350.0	26,350.0	26,350.0	26,350.0	0	145.80
2022-10-10	26,975.92	27,198.83	26,921.90	27,116.11	666732000	27,000.0	27,195.0	26,660.0	26,720.0	4,248	26,925.0	27,050.0	26,730.0	26,730.0	2	145.36
2022-10-06	27,137.32	27,399.19	27,137.98	27,311.30	693713000	27,050.0	27,400.0	27,000.0	27,035.0	4,590	27,000.0	27,000.0	27,000.0	27,000.0	0	145.09
2022-10-05	27,211.98	27,216.80	27,031.28	27,120.53	732888600	27,200.0	27,200.0	26,845.0	27,035.0	4,024	27,020.0	27,020.0	27,020.0	27,020.0	0	144.61
2022-10-03	25,778.95	26,223.84	25,623.67	26,215.79	807028900	25,860.0	26,715.0	25,610.0	26,605.0	5,045	26,620.0	26,620.0	26,620.0	26,620.0	0	144.61
2022-09-30	26,240.00	26,273.65	25,805.59	25,937.21	1012967200	26,165.0	26,280.0	25,810.0	25,945.0	5,380	25,990.0	25,990.0	25,990.0	25,990.0	0	144.72
2022-09-29	26,280.50	26,458.18	26,221.78	26,422.05	888842300	26,480.0	26,505.0	26,045.0	26,190.0	5,178	26,125.0	26,125.0	26,125.0	26,125.0	0	144.48
2022-09-28	26,422.86	26,516.32	25,938.42	26,173.98	929484000	26,230.0	26,550.0	25,705.0	26,495.0	5,524	26,725.0	26,725.0	26,725.0	26,725.0	0	144.10
2022-09-27	26,585.38	26,679.82	26,523.77	26,571.87	668151200	26,335.0	26,460.0	26,060.0	26,195.0	4,473	26,380.0	26,380.0	26,380.0	26,380.0	0	144.79
2022-09-26	26,779.44	26,779.44	26,424.60	26,431.55	964549700	26,450.0	26,520.0	26,200.0	26,345.0	3,533	26,540.0	26,540.0	26,540.0	26,540.0	0	144.69
2022-09-22	27,053.58	27,197.07	26,955.58	27,153.83	621759400	26,875.0	27,195.0	26,705.0	26,815.0	7,220	26,990.0	26,990.0	26,990.0	26,990.0	0	142.34
2022-09-21	27,440.84	27,466.02	27,297.50	27,313.13	654552500	27,245.0	27,455.0	26,865.0	27,025.0	6,981	27,065.0	27,190.0	27,050.0	27,190.0	40	144.08
2022-09-20	27,788.68	27,907.10	27,627.86	27,688.42	599694400	27,520.0	27,700.0	27,120.0	27,245.0	4,035	27,415.0	27,415.0	27,415.0	27,415.0	40	143.73
2022-09-16	27,631.39	27,652.44	27,527.16	27,567.65	815884600	27,450.0	27,450.0	27,220.0	27,325.0	3,305	27,485.0	27,485.0	27,485.0	27,485.0	0	142.91
2022-09-15	27,873.96	27,946.20	27,801.44	27,875.91	486657100	27,780.0	27,820.0	27,450.0	27,495.0	3,791	27,655.0	27,655.0	27,655.0	27,655.0	0	143.48
2022-09-14	28,132.70	28,141.39	27,795.83	27,818.62	708861600	27,675.0	27,850.0	27,560.0	27,755.0	4,994	27,890.0	27,890.0	27,890.0	27,890.0	0	143.15
2022-09-13	28,556.21	28,556.21	28,534.63	28,614.63	516685500	28,400.0	28,510.0	27,645.0	27,665.0	5,762	27,800.0	27,800.0	27,800.0	27,800.0	0	144.69
2022-09-09	28,204.71	28,284.88	28,093.26	28,214.75	740420300	27,925.0	28,250.0	27,895.0	28,240.0	2,925	28,350.0	28,350.0	28,350.0	28,350.0	0	142.69
2022-09-08	27,732.68	28,083.79	27,718.30	28,065.28	751549400	27,730.0	28,120.0	27,715.0	28,100.0	9,003	27,720.0	28,120.0	27,705.0	28,095.0	0	144.12
2022-09-07	27,546.01	27,546.01	27,268.70	27,430.30	693555400	27,570.0	27,745.0	27,265.0	27,710.0	7,054	27,570.0	27,745.0	27,260.0	27,710.0	32,460	143.75
2022-09-06	27,650.15	27,813.78	27,557.99	27,626.51	463050400	27,495.0	27,810.0	27,410.0	27,580.0	11,830	27,495.0	27,810.0	27,410.0	27,580.0	59,418	142.78
2022-09-02	27,755.60	27,772.37	27,570.74	27,650.84	587673500	27,780.0	27,905.0	27,460.0	27,515.0	5,546	27,775.0	27,900.0	27,460.0	27,515.0	49,211	140.24
2022-09-01	27,797.00	27,829.60	27,589.70	27,661.47	688537700	27,840.0	27,875.0	27,550.0	27,785.0	5,673	27,840.0	27,880.0	27,550.0	27,785.0	31,278	140.22
2022-08-31	27,928.09	28,104.59	27,907.95	28,091.53	861592300	27,920.0	28,125.0	27,815.0	27,855.0	3,538	27,920.0	28,120.0	27,810.0	27,855.0	28,567	139.09
2022-08-30	28,086.72	28,233.80	27,944.27	28,195.58	606584600	28,050.0	28,340.0	27,855.0	27,925.0	4,033	28,050.0	28,340.0	27,850.0	27,925.0	26,989	138.78
2022-08-29	28,161.06	28,177.70	27,788.12	27,878.96	640896100	28,010.0	28,155.0	27,770.0	28,035.0	3,882	28,000.0	28,155.0	27,765.0	28,035.0	29,232	138.73
2022-08-26	28,639.47	28,792.71	28,624.70	28,641.38	491248400	28,680.0	28,785.0	28,130.0	28,225.0	7,816	28,670.0	28,785.0	28,115.0	28,220.0	39,428	137.46
2022-08-25	28,415.11	28,534.71	28,357.03	28,479.01	536988600	28,465.0	28,695.0	28,350.0	28,690.0	2,448	28,460.0	28,685.0	28,345.0	28,680.0	24,797	136.50
2022-08-24	28,481.34	28,515.61	28,282.21	28,313.47	620058700	28,455.0	28,530.0	28,255.0	28,465.0	2,581	28,460.0	28,520.0	28,250.0	28,460.0	20,862	137.11
2022-08-23	28,580.20	28,580.20	28,395.30	28,452.75	556937300	28,485.0	28,575.0	28,350.0	28,465.0	3,100	28,450.0	28,575.0	28,345.0	28,460.0	23,837	136.74
2022-08-22	28,654.07	28,827.79	28,591.84	28,794.50	491547800	28,735.0	28,835.0	28,435.0	28,475.0	2,854	28,725.0	28,830.0	28,425.0	28,465.0	20,342	137.50
2022-08-19	29,095.71	29,150.80	28,913.05	28,930.33	484340100	29,110.0	29,145.0	28,680.0	28,735.0	2,687	29,100.0	29,135.0	28,670.0	28,725.0	18,324	136.79
2022-08-18	28,957.40	28,999.64	28,846.79	28,942.14	474121700	29,010.0	29,140.0	28,850.0	29,115.0	4,139	29,000.0	29,135.0	28,835.0	29,105.0	19,060	135.88
2022-08-17	28,952.65	29,222.77	28,952.65	29,222.77	665741200	28,950.0	29,230.0	28,910.0	29,005.0	2,790	28,940.0	29,220.0	28,895.0	29,000.0	24,174	135.11
2022-08-16	28,829.53	28,828.16	28,752.88	28,868.91	501287200	28,855.0	29,015.0	28,755.0	28,970.0	2,000	28,875.0	29,005.0	28,740.0	28,950.0	20,208	134.24
2022-08-15	28,623.78	28,897.07	28,623.78	28,871.78	536819200	28,775.0	28,910.0	28,640.0	28,890.0	2,911	28,760.0	28,900.0	28,625.0	28,880.0	22,463	133.28
2022-08-12	28,251.74	28,546.98	28,207.86	28,546.98	896361600	28,130.0	28,785.0	28,115.0	28,725.0	4,020	28,115.0	28,770.0	28,100.0	28,710.0	30,669	133.49
2022-08-10	27,955.11	27,964.96	27,729.46	27,819.33	599049900	27,855.0	28,140.0	27,730.0	28,135.0	3,237	28,140.0	28,140.0	28,140.0	28,140.0	28,429	132.87
2022-08-09	28,236.84	28,254.58	27,966.91	27,999.96	648878700	28,240.0	28,240.0	27,795.0	27,840.0	2,996	27,830.0	27,830.0	27,830.0	27,830.0	0	135.10
2022-08-08	28,050.09	28,276.44	28,050.09	28,249.24	661244200	28,170.0	28,340.0	28,045.0	28,140.0	3,762	28,140.0	28,140.0	28,140.0	28,140.0	0	134.99
2022-08-05	27,915.06	28,190.04	27,911.19	28,175.87	712532500	27,925.0	28,240.0	27,825.0	28,150.0	3,078	28,150.0	28,150.0	28,150.0	28,150.0	0	135.05
2022-08-04	27,930.94	28,005.09	27,870.05	27,932.20	831019100	28,015.0	28,									



DATE	N225		DOW		S&P500		OIL		GOLD		香港ハンセン指数	
	Close	6/10=100%	Close	6/10=100%	Close	6/10=100%	Close	6/10=100%	Close	6/10=100%	Close	6/10=100%
2022/10/28	27105	97.42%	32862	104.68%	3901.06	100.01%	88.38	73.24%	1645.25	87.89%	14863.06	68.16%
2022/10/27	27345	98.28%	32033	102.04%	3807.3	97.60%	89.08	73.82%	1663.46	88.86%	15427.94	70.75%
2022/10/26	27432	98.59%	31839	101.42%	3830.6	98.20%	87.91	72.85%	1664.84	88.94%	15317.67	70.24%
2022/10/25	27250	97.94%	31837	101.41%	3859.11	98.93%	85.32	70.71%	1653.16	88.31%	15165.59	69.55%
2022/10/24	26975	96.95%	31500	100.34%	3797.34	97.35%	84.58	70.09%	1649.41	88.11%	15180.69	69.62%
2022/10/21	26891	96.64%	31083	99.01%	3752.75	96.20%	85.05	70.48%	1655.18	88.42%	16211.12	74.34%
2022/10/20	27007	97.06%	30334	96.63%	3665.78	93.97%	85.98	71.25%	1628.27	86.98%	16280.22	74.66%
2022/10/19	27257	97.96%	30424	96.91%	3695.16	94.73%	85.55	70.90%	1629.16	87.03%	16511.28	75.72%
2022/10/18	27156	97.60%	30524	97.23%	3719.98	95.36%	82.82	68.63%	1652.09	88.25%	16914.58	77.57%
2022/10/17	26776	96.23%	30186	96.16%	3677.95	94.29%	85.46	70.82%	1650.77	88.18%	16612.90	76.18%
2022/10/14	27091	97.36%	29635	94.40%	3583.07	91.85%	85.61	70.95%	1642.85	87.76%	16587.69	76.07%
2022/10/13	26237	94.30%	30039	95.69%	3669.91	94.08%	89.11	73.85%	1666.27	89.01%	16399.11	75.16%
2022/10/12	26397	94.87%	29211	93.05%	3577.03	91.70%	87.27	72.32%	1673.26	89.39%	16701.03	76.59%
2022/10/11	26401	94.89%	29239	93.14%	3588.84	92.00%	89.35	74.04%	1666.27	89.01%	16832.36	77.19%
2022/10/7	27116	97.45%	29297	93.32%	3639.66	93.30%	92.64	76.77%	1695.53	90.58%	17740.05	81.35%
2022/10/6	27311	98.16%	29927	95.33%	3744.52	95.99%	88.45	73.30%	1712.66	91.49%	18012.15	82.60%
2022/10/5	27121	97.47%	30274	96.44%	3783.28	96.99%	87.76	72.73%	1716.35	91.69%	18087.97	82.95%
2022/10/3	26216	94.22%	29491	93.94%	3678.43	94.30%	83.63	69.30%	1699.70	90.80%	17079.51	78.32%
2022/9/30	25937	93.22%	28726	91.50%	3585.62	91.82%	79.49	65.87%	1661.82	88.77%	17222.83	78.98%
2022/9/29	26422	94.96%	29226	93.10%	3640.47	93.32%	81.23	67.32%	1660.62	88.71%	17165.87	78.72%
2022/9/28	26174	94.07%	29684	94.56%	3719.04	95.34%	82.15	68.08%	1660.03	88.68%	17250.88	79.11%
2022/9/27	26572	95.50%	29135	92.81%	3647.29	93.50%	78.50	65.05%	1629.20	87.03%	17860.31	81.90%
2022/9/26	26432	94.99%	29261	93.21%	3655.04	93.70%	76.71	63.57%	1622.81	86.69%	17855.14	81.88%
2022/9/22	27154	97.95%	30077	95.81%	3757.99	96.34%	83.49	69.19%	1671.35	89.28%	18147.95	83.22%
2022/9/21	27313	98.16%	30184	96.15%	3789.93	97.16%	82.94	68.73%	1673.88	89.42%	18444.62	84.58%
2022/9/20	27688	99.51%	30706	97.81%	3855.93	98.85%	84.45	69.98%	1664.96	88.94%	18781.42	86.13%
2022/9/16	27568	99.08%	30822	98.18%	3873.33	99.29%	85.11	70.53%	1673.19	89.38%	18761.69	86.04%
2022/9/15	27876	100.19%	30962	98.63%	3901.35	100.01%	85.10	70.52%	1664.53	88.92%	18930.38	86.81%
2022/9/14	27819	99.98%	31135	99.18%	3946.01	101.16%	88.48	73.32%	1697.48	90.68%	18847.10	86.43%
2022/9/13	28615	102.84%	31105	99.08%	3932.69	100.82%	87.31	72.35%	1702.56	90.95%	19326.86	88.63%
2022/9/9	28215	101.40%	32152	102.42%	4067.36	104.27%	86.79	71.92%	1715.94	91.67%	19362.25	88.79%
2022/9/8	28065	100.87%	31775	101.22%	4006.18	102.70%	83.54	69.23%	1708.61	91.27%	18854.62	86.46%
2022/9/7	27430	98.58%	31581	100.60%	3979.87	102.03%	81.94	67.90%	1718.46	91.80%	18944.30	87.33%
2022/9/6	27627	99.29%	31145	99.21%	3908.19	100.19%	86.88	72.00%	1701.99	90.92%	19202.73	88.06%
2022/9/2	27651	99.38%	31318	99.76%	3924.26	100.60%	86.87	71.99%	1709.77	91.34%	19452.09	89.20%
2022/9/1	27661	99.41%	31656	100.84%	3966.85	101.69%	86.61	71.77%	1697.69	90.69%	19597.31	89.87%
2022/8/31	28092	100.96%	31510	100.37%	3955	101.39%	89.55	74.21%	1711.15	91.41%	19954.39	91.51%
2022/8/30	28196	101.33%	31791	101.27%	3986.16	102.19%	91.64	75.94%	1724.38	92.12%	19949.03	91.48%
2022/8/29	27879	100.20%	32099	102.25%	4030.61	103.33%	97.01	80.39%	1737.60	92.82%	20023.22	91.82%
2022/8/26	28641	102.94%	32283	102.84%	4057.66	104.02%	93.06	77.12%	1736.90	92.79%	20170.04	92.50%
2022/8/25	28479	102.35%	32392	102.05%	4199.12	107.65%	92.52	76.67%	1758.68	93.95%	19968.38	91.57%
2022/8/24	28313	101.76%	32969	105.02%	4140.77	106.15%	94.89	78.64%	1751.35	93.56%	19268.74	88.36%
2022/8/23	28453	102.26%	32910	104.83%	4128.73	105.84%	93.74	77.68%	1747.97	93.38%	19503.25	89.44%
2022/8/22	28795	103.49%	33064	105.32%	4137.99	106.08%	90.23	74.77%	1736.24	92.75%	19656.98	90.14%
2022/8/19	28930	103.98%	33707	107.37%	4228.48	108.40%	90.77	75.22%	1746.67	93.31%	19773.03	90.68%
2022/8/18	28942	104.02%	33999	108.30%	4283.74	109.82%	90.50	75.00%	1758.47	93.94%	19763.91	90.63%
2022/8/17	29223	105.03%	33980	108.24%	4274.04	109.57%	88.11	73.02%	1762.15	94.13%	19922.45	91.36%
2022/8/16	28869	103.75%	34152	108.79%	4305.2	110.37%	86.53	71.71%	1775.48	94.85%	19830.52	90.94%
2022/8/15	28872	103.76%	33912	108.03%	4297.14	110.16%	89.41	74.09%	1779.55	95.06%	20040.86	91.90%
2022/8/12	28547	102.60%	33761	107.54%	4280.15	109.72%	92.09	76.32%	1801.44	96.23%	20175.62	92.52%
2022/8/10	27819	99.98%	33310	106.11%	4210.24	107.93%	91.93	76.18%	1792.29	95.74%	19610.84	89.93%
2022/8/9	28000	100.63%	32774	104.40%	4122.47	105.68%	90.50	75.00%	1794.44	95.86%	20003.44	91.73%
2022/8/8	28249	101.53%	32833	104.59%	4140.06	106.13%	90.76	75.21%	1789.15	95.58%	20045.77	91.93%
2022/8/5	28176	101.26%	32803	104.49%	4145.19	106.26%	89.01	73.76%	1773.49	94.74%	20201.94	92.64%
2022/8/4	27932	100.39%	32727	104.25%	4151.94	106.44%	88.54	73.37%	1791.25	95.69%	20174.04	92.52%
2022/8/3	27742	99.70%	32813	104.52%	4155.17	106.52%	90.66	75.13%	1765.63	94.32%	19767.09	90.65%
2022/8/2	27595	99.17%	32396	103.20%	4091.19	104.88%	94.42	78.25%	1761.35	94.09%	19689.21	90.29%
2022/8/1	27993	100.61%	32798	104.48%	4118.63	105.58%	93.89	77.81%	1772.24	94.67%	20165.84	92.48%
2022/7/29	27802	99.92%	32845	104.63%	4130.29	105.88%	96.62	81.73%	1761.04	94.08%	20156.51	92.43%
2022/7/28	27815	99.97%	32530	103.62%	4072.43	104.40%	96.42	79.90%	1756.07	93.81%	20622.68	94.57%
2022/7/27	27716	99.61%	32198	102.56%	4023.61	103.15%	97.26	80.60%	1734.47	92.66%	20670.04	94.79%
2022/7/26	27655	99.39%	31762	101.17%	3921.05	100.52%	94.98	78.71%	1717.53	91.75%	20905.88	95.87%
2022/7/25	27699	99.55%	31990	101.90%	3966.84	101.69%	96.70	80.14%	1719.74	91.87%	20562.94	94.30%
2022/7/22	27915	100.32%	31899	101.61%	3961.63	101.56%	94.70	78.48%	1724.16	92.11%	20609.14	94.51%
2022/7/21	27803	99.92%	32037	102.05%	3998.95	102.51%	96.35	79.85%	1718.34	91.79%	20574.63	94.35%
2022/7/20	27680	99.48%	31875	101.54%	3959.9	101.51%	102.26	84.74%	1696.61	90.63%	20890.22	95.80%
2022/7/19	26962	96.90%	31827	101.38%	3936.69	100.92%	104.22	86.37%	1711.72	91.44%	20661.06	94.75%
2022/7/15	26788	96.28%	31288	99.67%	3863.16	99.03%	97.59	80.87%	1705.80	91.12%	20297.72	93.08%
2022/7/14	26643	95.76%	30630	97.57%	3790.38	97.17%	95.78	79.37%	1709.94	91.35%	20751.21	95.16%
2022/7/13	26479	95.16%	30773	98.03%	3801.78	97.46%	96.30	79.80%	1735.66	92.72%	20797.95	95.38%
2022/7/12	26337	94.65%	30981	98.69%	3818.8	97.90%	95.84	79.42%	1726.21	92.21%	20844.74	95.59%
2022/7/11	26812	96.36%	31174	99.30%	3854.43	98.81%	104.09	86.26%	1734.07	92.63%	21124.20	96.87%
2022/7/8	26517	95.30%	31338	99.83%	3899.38	99.96%	104.79	86.84%	1741.52	93.03%	21725.78	99.63%
2022/7/7	26491	95.21%	31385	99.97%	3902.62	100.05%	102.73	85.13%	1740.23	92.96%	21643.58	99.25%
2022/7/6	26108	93.83%	31038	98.87%	3845.08	98.57%	98.53	81.65%	1739.30	92.91%	21586.66	98.99%
2022/7/5	26423	94.97%	30968	98.65%	3831.39	98.22%	99.50	82.46%	1764.79	94.28%	21853.07	100.22%
2022/6/30	26393	94.86%	30775	98.03%	3785.38	97.04%	105.76	87.64%	1807.22	96.54%	21859.79	100.25%
2022/6/29	26805	96.94%	31029	98.84%	3818.83	97.04%	109.78	90.98%	1819.82	97.11%	21966.89	100.87%
2022/6/28	27049	97.22%	30947	98.58%	3821.55	97.97%	111.76	92.62%	1819.95	97.22%	22418.97	102.81%
2022/6/27	26871	96.57%	31438	100.14%	3900.11	99.98%	109.57	90.80%	1822.78	97.37%	22229.52	101.94%
2022/6/24	26492	95.21%	31501	100.34%	3911.74	100.28%	107.62	89.19%	1823.80	97.43%	21719.06	99.60%
2022/6/23	26171	94.06%	30677	97.72%	3795.73	97.30%	104.27	86.41%	1822.67	97.37%	21273.87	97.56%
2022/6/22	26150											

# 過去5日及び過去4週の4本値と各種ピボット

# 2022/10/24 ~ 2022/10/28

USD/JPY										Demark								Pivot				Fibonacci Zone															
当日のOHLCから計算される翌日の										TD Range Projection				TD pivot points				StopLoss		Support		Resistance		StopLoss		3-days AVG		Support Zone 2		Support Zone 1		BP		Resistance Zone 1		Resistance Zone 2	
日足	Open	High	Low	Close	値幅/日	引け形態	真の高値	真の安値	予想高値	予想安値	予想高値	予想安値	予想高値	予想安値	LBOP	S2	S1	PP	R1	R2	LBOP	HBOP	3-days AVG	Support Zone 2	Support Zone 1	BP	Resistance Zone 1	Resistance Zone 2									
2022/10/24	148.09	149.68	145.58	149.04	410p	陽線引け	-	-	-	-	-	-	-	-	142.42	144.00	146.52	148.10	150.62	152.20	154.71	-	-	-	142.44 ~ 144.00	145.57 ~ 146.05	148.10	150.15 ~ 150.63	152.20 ~ 153.76								
2022/10/25	149.04	149.10	147.53	148.09	157p	陰線引け	149.10	147.53	148.60	147.02	148.60	147.02	145.81	146.67	147.38	148.24	148.95	149.81	150.53	-	-	-	-	-	146.06 ~ 146.67	147.27 ~ 147.45	148.24	149.03 ~ 149.21	149.81 ~ 150.41								
2022/10/26	148.09	148.41	146.23	146.39	219p	陰線引け	148.41	146.23	147.40	145.22	147.40	145.22	143.42	144.82	145.61	147.01	147.79	149.19	149.98	147.78	Bear	143.99 ~ 144.82	145.66 ~ 145.92	147.01	148.10 ~ 148.36	149.19 ~ 150.03											
2022/10/27	146.38	146.94	145.12	146.29	182p	陰線引け	146.94	145.12	146.62	144.80	146.62	144.80	143.48	144.30	145.30	146.12	147.12	147.94	148.93	147.12	Bull	143.60 ~ 144.30	144.99 ~ 145.21	146.12	147.03 ~ 147.24	147.94 ~ 148.63											
2022/10/28	146.29	147.86	146.00	147.43	186p	陰線引け	147.86	146.00	148.57	146.71	148.57	146.71	144.47	145.24	146.33	147.10	148.19	148.96	150.05	146.74	Bull	144.53 ~ 145.24	145.95 ~ 146.17	147.10	148.03 ~ 148.25	148.96 ~ 149.66											
週足	Open	High	Low	Close	値幅/週	引け形態	真の高値	真の安値	予想高値	予想安値	予想高値	予想安値	LBOP	S2	S1	PP	R1	R2	HBOP	3-days AVG	Support Zone 2	Support Zone 1	BP	Resistance Zone 1	Resistance Zone 2												
2022/10/03 ~ 2022/10/07	144.70	145.44	143.53	145.36	191p	陽線引け	-	-	-	-	-	-	-	-	-	-	-	-	-	-	-	-	-	-	142.14 ~ 142.87	143.60 ~ 143.82	144.78	145.73 ~ 145.96	146.69 ~ 147.42								
2022/10/10 ~ 2022/10/14	145.38	148.86	145.24	148.61	362p	陽線引け	148.86	143.53	151.40	146.07	150.54	146.92	142.66	143.95	146.28	147.57	149.90	151.19	153.52	-	-	-	-	-	142.57 ~ 143.95	145.33 ~ 145.76	147.57	149.38 ~ 149.81	151.19 ~ 152.57								
2022/10/17 ~ 2022/10/21	148.52	151.94	146.22	147.63	573p	陰線引け	151.94	146.22	149.79	144.06	149.79	144.06	139.52	142.87	145.25	148.60	150.98	154.32	156.70	146.98	Bull	140.68 ~ 142.87	145.06 ~ 145.73	148.60	151.46 ~ 152.14	154.32 ~ 156.51											
2022/10/24 ~ 2022/10/28	148.09	149.68	145.12	147.43	456p	陰線引け	149.68	145.12	148.55	143.99	148.55	143.99	140.58	142.85	145.14	147.41	149.70	151.97	154.25	147.86	Bear	141.11 ~ 142.85	144.59 ~ 145.13	147.41	149.69 ~ 150.22	151.97 ~ 153.71											

EUR/JPY										Demark								Pivot				Fibonacci Zone															
当日のOHLCから計算される翌日の										TD Range Projection				TD pivot points				StopLoss		Support		Resistance		StopLoss		3-days AVG		Support Zone 2		Support Zone 1		BP		Resistance Zone 1		Resistance Zone 2	
日足	Open	High	Low	Close	値幅/日	引け形態	真の高値	真の安値	予想高値	予想安値	予想高値	予想安値	予想高値	予想安値	LBOP	S2	S1	PP	R1	R2	LBOP	HBOP	3-days AVG	Support Zone 2	Support Zone 1	BP	Resistance Zone 1	Resistance Zone 2									
2022/10/24	146.40	147.39	143.87	147.13	352p	陽線引け	-	-	-	-	-	-	-	-	141.35	142.61	144.87	146.13	148.39	149.65	151.91	-	-	-	141.26 ~ 142.61	143.95 ~ 144.37	146.13	147.89 ~ 148.30	149.65 ~ 150.99								
2022/10/25	147.14	147.62	146.65	147.60	97p	陽線引け	147.62	146.65	148.09	147.12	148.09	147.12	145.99	146.32	146.96	147.29	147.93	148.26	148.90	-	-	-	-	-	145.95 ~ 146.32	146.69 ~ 146.80	147.29	147.77 ~ 147.89	148.26 ~ 148.63								
2022/10/26	147.59	147.73	146.97	147.58	76p	陽線引け	147.73	146.97	147.65	146.90	147.65	146.90	146.37	146.67	147.12	147.43	147.88	148.18	148.64	146.95	Bull	146.38 ~ 146.67	146.96 ~ 147.05	147.43	147.80 ~ 147.89	148.18 ~ 148.47											
2022/10/27	147.58	147.70	145.56	145.81	214p	陰線引け	147.70	145.56	146.76	144.61	146.76	144.61	142.87	144.21	145.01	146.36	147.16	148.50	149.30	147.02	Bear	143.39 ~ 144.21	145.03 ~ 145.29	146.36	147.43 ~ 147.68	148.50 ~ 149.32											
2022/10/28	145.81	147.37	145.65	146.93	172p	陽線引け	147.37	145.65	148.01	146.29	148.01	146.29	144.21	144.93	145.93	146.65	147.65	148.37	149.37	146.81	Bear	144.27 ~ 144.93	145.58 ~ 145.79	146.65	147.51 ~ 147.71	148.37 ~ 149.02											
週足	Open	High	Low	Close	値幅/週	引け形態	真の高値	真の安値	予想高値	予想安値	予想高値	予想安値	LBOP	S2	S1	PP	R1	R2	HBOP	3-days AVG	Support Zone 2	Support Zone 1	BP	Resistance Zone 1	Resistance Zone 2												
2022/10/03 ~ 2022/10/07	141.77	144.08	141.21	141.55	288p	陰線引け	-	-	-	-	-	-	-	-	-	-	-	-	-	-	-	-	-	-	138.30 ~ 139.40	140.50 ~ 140.84	142.28	143.72 ~ 144.06	145.16 ~ 146.26								
2022/10/10 ~ 2022/10/14	141.53	144.84	140.90	144.55	394p	陽線引け	144.84	141.21	146.51	142.88	146.67	142.73	138.08	139.49	142.02	143.43	145.96	147.37	149.90	-	-	-	-	-	137.99 ~ 139.49	141.00 ~ 141.46	143.43	145.40 ~ 145.87	147.37 ~ 148.88								
2022/10/17 ~ 2022/10/21	144.44	148.40	144.15	145.59	425p	陽線引け	148.40	144.15	149.12	144.87	149.12	144.87	139.44	141.79	143.69	146.05	147.94	150.30	152.20	143.92	Bull	140.17 ~ 141.79	143.42 ~ 143.92	146.05	148.17 ~ 148.68	150.30 ~ 151.93											
2022/10/24 ~ 2022/10/28	146.40	147.73	143.87	146.93	386p	陽線引け	147.73	143.87	149.26	145.40	149.26	145.40	140.76	142.31	144.62	146.17	148.48	150.03	152.34	145.22	Bull	140.84 ~ 142.31	143.79 ~ 144.24	146.17	148.10 ~ 148.56	150.03 ~ 151.51											

EUR/USD										Demark								Pivot				Fibonacci Zone															
当日のOHLCから計算される翌日の										TD Range Projection				TD pivot points				StopLoss		Support		Resistance		StopLoss		3-days AVG		Support Zone 2		Support Zone 1		BP		Resistance Zone 1		Resistance Zone 2	
日足	Open	High	Low	Close	値幅/日	引け形態	真の高値	真の安値	予想高値	予想安値	予想高値	予想安値	予想高値	予想安値	LBOP	S2	S1	PP	R1	R2	LBOP	HBOP	3-days AVG	Support Zone 2	Support Zone 1	BP	Resistance Zone 1	Resistance Zone 2									
2022/10/24	1.0886	1.0989	1.0807	1.0972	92p	陰線引け	-	-	-	-	-	-	-	-	0.9728	0.9768	0.9820	0.9859	0.9912	0.9951	1.0004	-	-	-	0.9732 ~ 0.9768	0.9803 ~ 0.9814	0.9859	0.9905 ~ 0.9916	0.9951 ~ 0.9986								
2022/10/25	1.0873	1.0977	1.0849	1.0967	128p	陽線引け	1.0977	1.0849	1.0036	0.9908	1.0036	0.9908	0.9757	0.9803	0.9885	0.9931	1.0013	1.0059	1.0141	-	-	-	-	-	0.9754 ~ 0.9803	0.9852 ~ 0.9867	0.9931	0.9995 ~ 1.0010	1.0059 ~ 1.0107								
2022/10/26	1.0967	1.1009	1.0944	1.1008	145p	陽線引け	1.1009	1.0944	1.0157	1.0013	1.0157	1.0013	0.9843	0.9893	0.9987	1.0038	1.0132	1.0183	1.0277	0.9943	Bull	0.9838 ~ 0.9893	0.9949 ~ 0.9966	1.0038	1.0110 ~ 1.0127	1.0183 ~ 1.0238											
2022/10/27	1.0082	1.0094	0.9958	0.9967	136p	陰線引け	1.0094	0.9958	1.0031	0.9894	1.0031	0.9894	0.9783	0.9870	0.9919	1.0006	1.0055	1.0142	1.0191	0.9992	Bull	0.9818 ~ 0.9870	0.9922 ~ 0.9938	1.0006	1.0074 ~ 1.0090	1.0142 ~ 1.0194											
2022/10/28	0.9967	0.9998	0.9928	0.9966	71p	陰線引け	0.9998	0.9928	0.9982	0.9912	0.9982	0.9912	0.9859	0.9894	0.9930	1.0064	1.0050	1.0035	1.0071	1.0003	Bear	0.9867 ~ 0.9894	0.9920 ~ 0.9929	0.9964	0.9999 ~ 1.0008	1.0035 ~ 1.0061											
週足	Open	High	Low	Close	値幅/週	引け形態	真の高値	真の安値	予想高値	予想安値	予想高値	予想安値	LBOP	S2	S1	PP	R1	R2	HBOP	3-days AVG	Support Zone 2	Support Zone 1	BP	Resistance Zone 1	Resistance Zone 2												
2022/10/03 ~ 2022/10/07	0.9797	1.0000	0.9727	0.9738	272p	陰線引け	-	-	-	-	-	-	-	-	-	-	-	-	-	-	-	-	-	-	0.9445 ~ 0.9549	0.9653 ~ 0.9685	0.9822	0.9958 ~ 0.9990	1.0094 ~ 1.0198								
2022/10/10 ~ 2022/10/14	0.9738	0.9808	0.9634	0.9727	175p	陰線引け	0.9808	0.9634	0.9767	0.9686	0.9767	0.9593	0.9463	0.9548	0.9644	0.9723	0.9812	0.9897	0.9987	-	-	-	-	-	0.9482 ~ 0.9548	0.9615 ~ 0.9636	0.9723	0.9810 ~ 0.9831	0.9897 ~ 0.9964								
2022/10/17 ~ 2022/10/21	0.9724	0.9876	0.9705	0.9862	171p	陽線引け	0.9876	0.9705	0.9954	0.9783	0.9954	0.9783	0.9582	0.9644	0.9753	0.9814	0.9923	0.9985	1.0094	0.9786	Bull	0.9578 ~ 0.9644	0.9709 ~ 0.9729	0.9814	0.9900 ~ 0.9920	0.9985 ~ 1.0050											
2022/10/24 ~ 2022/10/28	0.9886	1.0094	0.9807	0.9966	287p	陽線引け	1.0094	0.9807	1.0173	0.9887	1.0173	0.9887	0.9531	0.9669	0.9818	0.9956	1.0104	1.0243	1.0391	0.9831	Bull	0.9560 ~ 0.9669	0.9779 ~ 0.9812	0.9956	1.0099 ~ 1.0133	1.0243 ~ 1.0352											

GBP/JPY										Demark								Pivot				Fibonacci Zone															
当日のOHLCから計算される翌日の										TD Range Projection				TD pivot points				StopLoss		Support		Resistance		StopLoss		3-days AVG		Support Zone 2		Support Zone 1		BP		Resistance Zone 1		Resistance Zone 2	
日足	Open	High	Low	Close	値幅/日	引け形態	真の高値	真の安値	予想高値	予想安値	予想高値	予想安値	予想高値	予想安値	LBOP	S2	S1	PP	R1</																		

# IMM扱い8通貨/ダウ/日経/金/オイル/主要クロス円の過去5日及び過去5週の4本値

AUDUSD					CADUSD					CHFUSD				
Date	Open	High	Low	Close	Date	Open	High	Low	Close	Date	Open	High	Low	Close
2022/10/28	0.6454	0.6479	0.6389	0.6416	2022/10/28	0.7370	0.7393	0.7334	0.7350	2022/10/28	1.0091	1.0118	1.0020	1.0045
2022/10/27	0.6492	0.6522	0.6427	0.6453	2022/10/27	0.7375	0.7410	0.7339	0.7369	2022/10/27	1.0142	1.0161	1.0072	1.0091
2022/10/26	0.6392	0.6511	0.6373	0.6492	2022/10/26	0.7347	0.7402	0.7326	0.7375	2022/10/26	1.0055	1.0149	1.0038	1.0141
2022/10/25	0.6309	0.6412	0.6304	0.6392	2022/10/25	0.7294	0.7352	0.7274	0.7347	2022/10/25	0.9993	1.0059	0.9968	1.0052
2022/10/24	0.6398	0.6411	0.6273	0.6308	2022/10/24	0.7342	0.7349	0.7260	0.7294	2022/10/24	1.0044	1.0054	0.9969	0.9992

CNYUSD					EURUSD					GBPUSD				
Date	Open	High	Low	Close	Date	Open	High	Low	Close	Date	Open	High	Low	Close
2022/10/28	0.1378	0.1384	0.1373	0.1375	2022/10/28	0.9967	0.9998	0.9928	0.9966	2022/10/28	1.1567	1.1623	1.1504	1.1617
2022/10/27	0.1394	0.1395	0.1377	0.1378	2022/10/27	1.0082	1.0094	0.9958	0.9967	2022/10/27	1.1624	1.1645	1.1550	1.1567
2022/10/26	0.1366	0.1392	0.1362	0.1385	2022/10/26	0.9967	1.0089	0.9944	1.0081	2022/10/26	1.1472	1.1638	1.1431	1.1624
2022/10/25	0.1365	0.1369	0.1357	0.1358	2022/10/25	0.9873	0.9977	0.9849	0.9967	2022/10/25	1.1280	1.1499	1.1272	1.1472
2022/10/24	0.1378	0.1381	0.1368	0.1369	2022/10/24	0.9886	0.9899	0.9807	0.9872	2022/10/24	1.1393	1.1409	1.1258	1.1280

JPYUSD					MXNUSD					NZDUSD				
Date	Open	High	Low	Close	Date	Open	High	Low	Close	Date	Open	High	Low	Close
2022/10/28	0.0068	0.0068	0.0068	0.0068	2022/10/28	0.0504	0.0505	0.0503	0.0505	2022/10/28	0.5828	0.5873	0.5783	0.5814
2022/10/27	0.0068	0.0069	0.0068	0.0068	2022/10/27	0.0501	0.0505	0.0499	0.0504	2022/10/27	0.5830	0.5870	0.5789	0.5828
2022/10/26	0.0068	0.0068	0.0067	0.0068	2022/10/26	0.0503	0.0505	0.0501	0.0501	2022/10/26	0.5753	0.5845	0.5726	0.5830
2022/10/25	0.0067	0.0068	0.0067	0.0068	2022/10/25	0.0502	0.0504	0.0501	0.0503	2022/10/25	0.5689	0.5780	0.5673	0.5752
2022/10/24	0.0068	0.0069	0.0067	0.0067	2022/10/24	0.0502	0.0503	0.0500	0.0501	2022/10/24	0.5786	0.5793	0.5658	0.5690

Nikkei 225 - Japan (NIX)					出来高	
Date	Open	High	Low	Close	(ドル建て終値)	
2022/10/28	27097.38	27265.46	26981.08	27105.20	183.86	0 2489140300
2022/10/27	27407.23	27450.26	27340.20	27345.24	186.92	653914500 1111100600
2022/10/26	27410.64	27578.05	27405.91	27431.84	187.39	610333500 1083344000
2022/10/25	27113.20	27337.08	27073.50	27250.28	184.01	621687600 1072671200
2022/10/24	27233.00	27305.52	26974.90	26974.90	180.99	590657600 1065659400
週4本値	27233.00	27578.05	26974.90	27105.20	183.86	(N225銘柄計) (東証一部全体計)

XAUUSD				
Date	Open	High	Low	Close
2022/10/28	1662.57	1667.05	1638.33	1645.25
2022/10/27	1664.40	1670.83	1655.07	1663.46
2022/10/26	1652.42	1674.94	1649.86	1664.84
2022/10/25	1650.10	1662.31	1638.41	1653.16
2022/10/24	1658.68	1669.75	1644.06	1649.41
週4本値	1658.68	1674.94	1638.33	1645.25

Dow Jones Industrial - USA (DJIA)					出来高
Date	Open	High	Low	Close	
2022/10/28	32204.31	32889.81	32158.38	32861.80	495830000
2022/10/27	32062.14	32388.42	31993.21	32033.28	375720000
2022/10/26	31738.44	32172.42	31738.44	31839.11	430400000
2022/10/25	31463.65	31876.15	31423.53	31836.74	336930000
2022/10/24	31187.32	31603.63	31161.41	31499.62	345040000
週4本値	31187.32	32889.81	31161.41	32861.80	

Historical Data by  
  
 Arrangement by  
<https://fx.najirane.com>

Crude Light Oil					出来高
Date	Open	High	Low	Close	
2022/10/28	88.67	88.76	87.08	88.38	241417
2022/10/27	88.26	89.79	87.33	89.08	292556
2022/10/26	85.07	88.41	84.14	87.91	287182
2022/10/25	84.88	86.03	83.06	85.32	240441
2022/10/24	85.24	85.92	82.63	84.58	250726
週4本値	85.24	89.79	82.63	88.38	

USDJPY					EURJPY					GBPJPY				
日付	始値	高値	安値	終値	日付	始値	高値	安値	終値	日付	始値	高値	安値	終値
2022/10/28	146.29	147.86	146.00	147.43	2022/10/28	145.81	147.37	145.65	146.93	2022/10/28	169.22	171.35	168.90	171.27
2022/10/27	146.38	146.94	145.12	146.29	2022/10/27	147.58	147.70	145.56	145.81	2022/10/27	170.15	170.27	168.74	169.22
2022/10/26	148.09	148.41	146.23	146.39	2022/10/26	147.59	147.73	146.97	147.58	2022/10/26	169.89	170.59	169.33	170.16
2022/10/25	149.04	149.10	147.53	148.09	2022/10/25	147.14	147.62	146.65	147.60	2022/10/25	168.11	169.93	167.85	169.89
2022/10/24	148.09	149.68	145.58	149.04	2022/10/24	146.40	147.39	143.87	147.13	2022/10/24	168.72	169.82	165.60	168.12

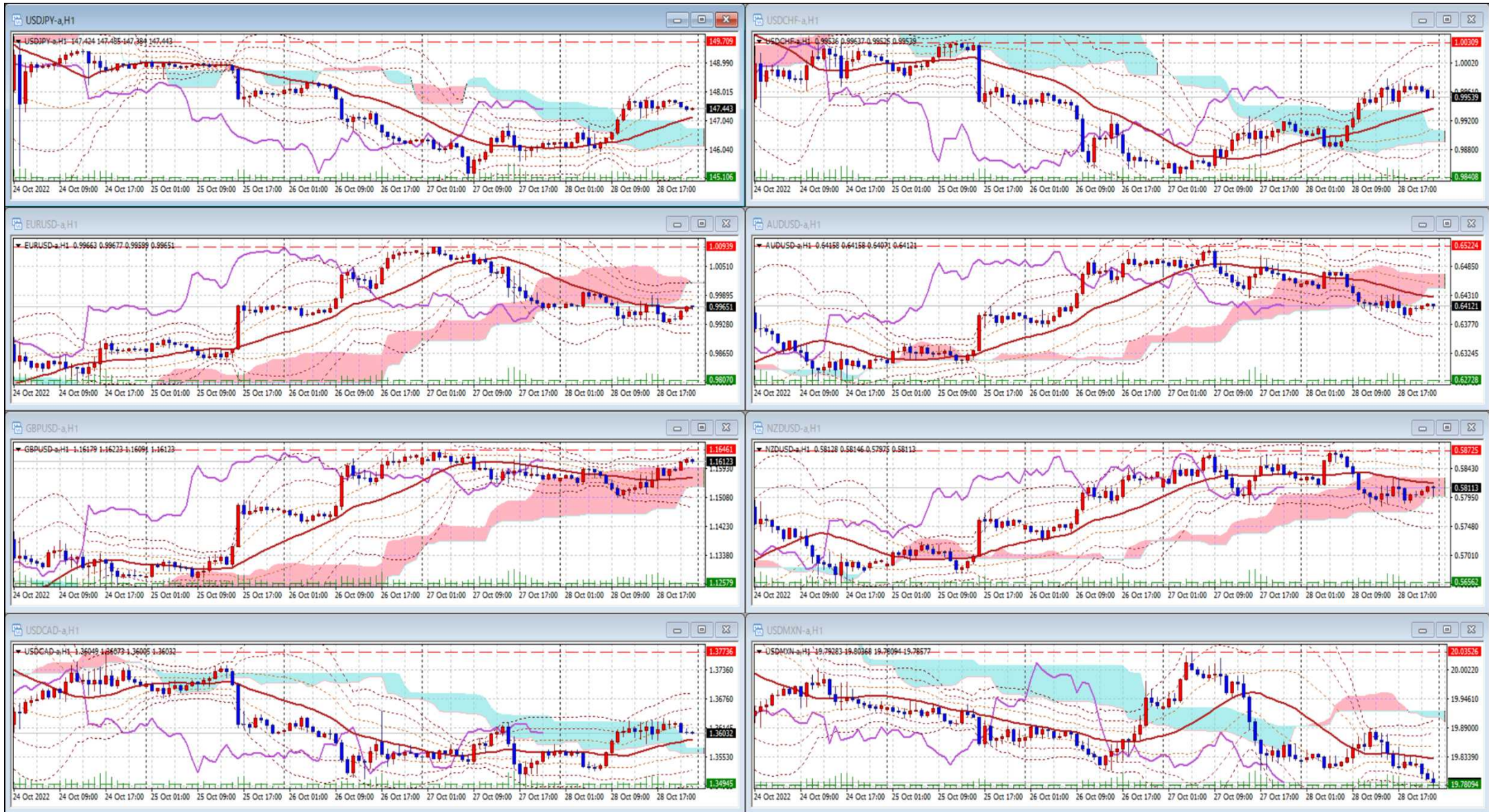
USDJPY Weekly					EURJPY Weekly					GBPJPY Weekly				
日付	始値	高値	安値	終値	日付	始値	高値	安値	終値	日付	始値	高値	安値	終値
2022/10/28	148.09	149.68	145.12	147.43	2022/10/28	146.40	147.73	143.87	146.93	2022/10/28	168.72	171.35	165.60	171.27
2022/10/21	148.52	151.94	146.22	147.63	2022/10/21	144.44	148.40	144.15	145.59	2022/10/21	166.71	170.10	164.99	166.85
2022/10/14	145.38	148.86	145.24	148.61	2022/10/14	141.53	144.84	140.90	144.55	2022/10/14	161.25	167.28	159.74	166.20
2022/10/07	144.70	145.44	143.53	145.36	2022/10/07	141.77	144.08	141.21	141.55	2022/10/07	161.90	165.71	160.62	161.06
2022/09/30	143.51	144.91	143.25	144.72	2022/09/30	138.85	142.29	137.42	141.83	2022/09/30	155.25	162.17	148.76	161.61

# 先週のIMM取り扱い対ドル8通貨チャート

※ 赤点線は週最高値/青点線は週最低値、BB中心線はSMA21

2022/10/24 ~ 2022/10/28

Chart by OANDA Japan MetaTrader4



Pivot Maker Ver 3.0 by FX\_勝てば官軍?

<https://fx.najirane.com>