

JAPANESE YEN - CHICAGO MERCANTILE EXCHANGE

Code-097741

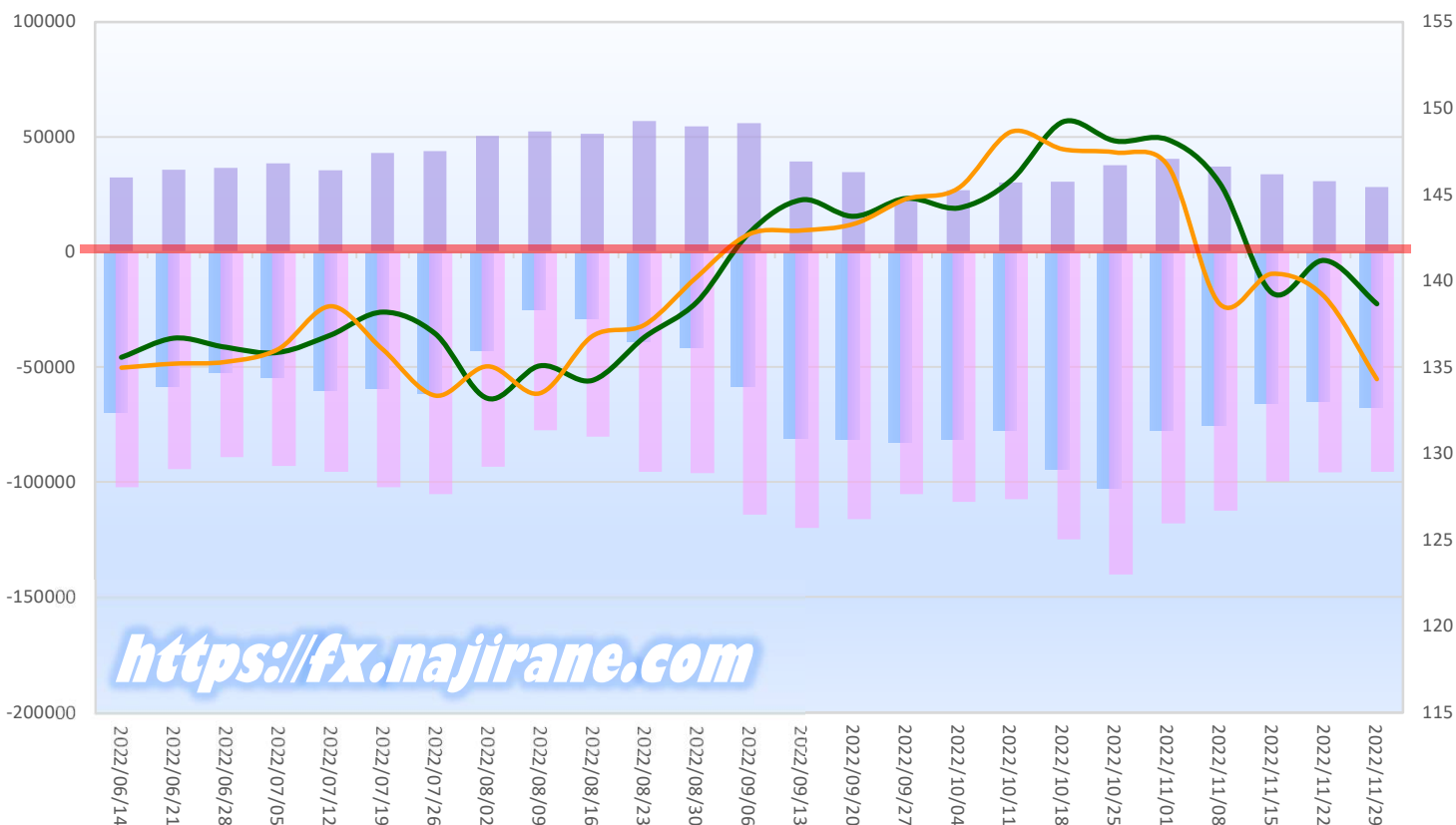
2022/06/07 ~ 2022/11/29

2022/12/02 NYクローズ時公表値

Report_Date	Non Commercial Positions											参考引け値		
	Long	増減	増減(%)	Short	増減	増減(%)	売り越し	増減	増減(%)	売買計	増減	増減(%)	11/29(火)	12/2(金)
2022/11/29	28125	-2675	-8.7%	95519	-131	-0.1%	67394	2544	3.9%	123644	-2806	-2.2%	138.68	134.32
2022/11/22	30800	-2997	-8.9%	95650	-3989	-4.0%	64850	-992	-1.5%	126450	-6986	-5.2%	141.20	139.06
2022/11/15	33797	-3404	-9.2%	99639	-12820	-11.4%	65842	-9416	-12.5%	133436	-16224	-10.8%	139.30	140.40
2022/11/08	37201	-3259	-8.1%	112459	-5621	-4.8%	75258	-2362	-3.0%	149660	-8880	-5.6%	145.67	138.67
2022/11/01	40460	2881	7.7%	118080	-22117	-15.8%	77620	-24998	-24.4%	158540	-19236	-10.8%	148.17	146.66
2022/10/25	37579	6996	22.9%	140197	15278	12.2%	102618	8282	8.8%	177776	22274	14.3%	148.09	147.43
2022/10/18	30583	434	1.4%	124919	17377	16.2%	94336	16943	21.9%	155502	17811	12.9%	149.20	147.63
2022/10/11	30149	3187	11.8%	107542	-1043	-1.0%	77393	-4230	-5.2%	137691	2144	1.6%	145.80	148.61
2022/10/04	26962	4256	18.7%	108585	3323	3.2%	81623	-933	-1.1%	135547	7579	5.9%	144.24	145.36
2022/09/27	22706	-12061	-34.7%	105262	-10785	-9.3%	82556	1276	1.6%	127968	-22846	-15.1%	144.79	144.72
2022/09/20	34767	-4556	-11.6%	116047	-3968	-3.3%	81280	588	0.7%	150814	-8524	-5.3%	143.73	143.30
2022/09/13	39323	-16679	-29.8%	120015	5824	5.1%	80692	22503	38.7%	159338	-10855	-6.4%	144.69	142.91
2022/09/06	56002	1489	2.7%	114191	18147	18.9%	58189	16658	40.1%	170193	19636	13.0%	142.78	142.69
2022/08/30	54513	-2221	-3.9%	96044	503	0.5%	41531	2724	7.0%	150557	-1718	-1.1%	138.78	140.24
2022/08/23	56734	5426	10.6%	95541	15342	19.1%	38807	9916	34.3%	152275	20768	15.8%	136.74	137.46
2022/08/16	51308	-1025	-2.0%	80199	2834	3.7%	28891	3859	15.4%	131507	1809	1.4%	134.24	136.79
2022/08/09	52333	1900	3.8%	77365	-15821	-17.0%	25032	-17721	-41.4%	129698	-13921	-9.7%	135.10	133.49
2022/08/02	50433	6621	15.1%	93186	-12107	-11.5%	42753	-18728	-30.5%	143619	-5486	-3.7%	133.18	135.05
2022/07/26	43812	932	2.2%	105293	3188	3.1%	61481	2256	3.8%	149105	4120	2.8%	136.92	133.36
2022/07/19	42880	7347	20.7%	102105	6574	6.9%	59225	-773	-1.3%	144985	13921	10.6%	138.18	135.99
2022/07/12	35533	-3127	-8.1%	95531	2426	2.6%	59998	5553	10.2%	131064	-701	-0.5%	136.87	138.53
2022/07/05	38660	2198	6.0%	93105	4073	4.6%	54445	1875	3.6%	131765	6271	5.0%	135.84	136.06
2022/06/28	36462	598	1.7%	89032	-5286	-5.6%	52570	-5884	-10.1%	125494	-4688	-3.6%	136.14	135.30
2022/06/21	35864	3423	10.6%	94318	-7878	-7.7%	58454	-11301	-16.2%	130182	-4455	-3.3%	136.67	135.20
2022/06/14	32441	13975	75.7%	102196	-7916	-7.2%	69755	-21891	-23.9%	134637	6059	4.7%	135.57	134.98
2022/06/07	18466			110112			91646			128578			132.64	134.38

JAPANESE YEN - CHICAGO MERCANTILE EXCHANGE
FUTURES ONLY POSITIONS

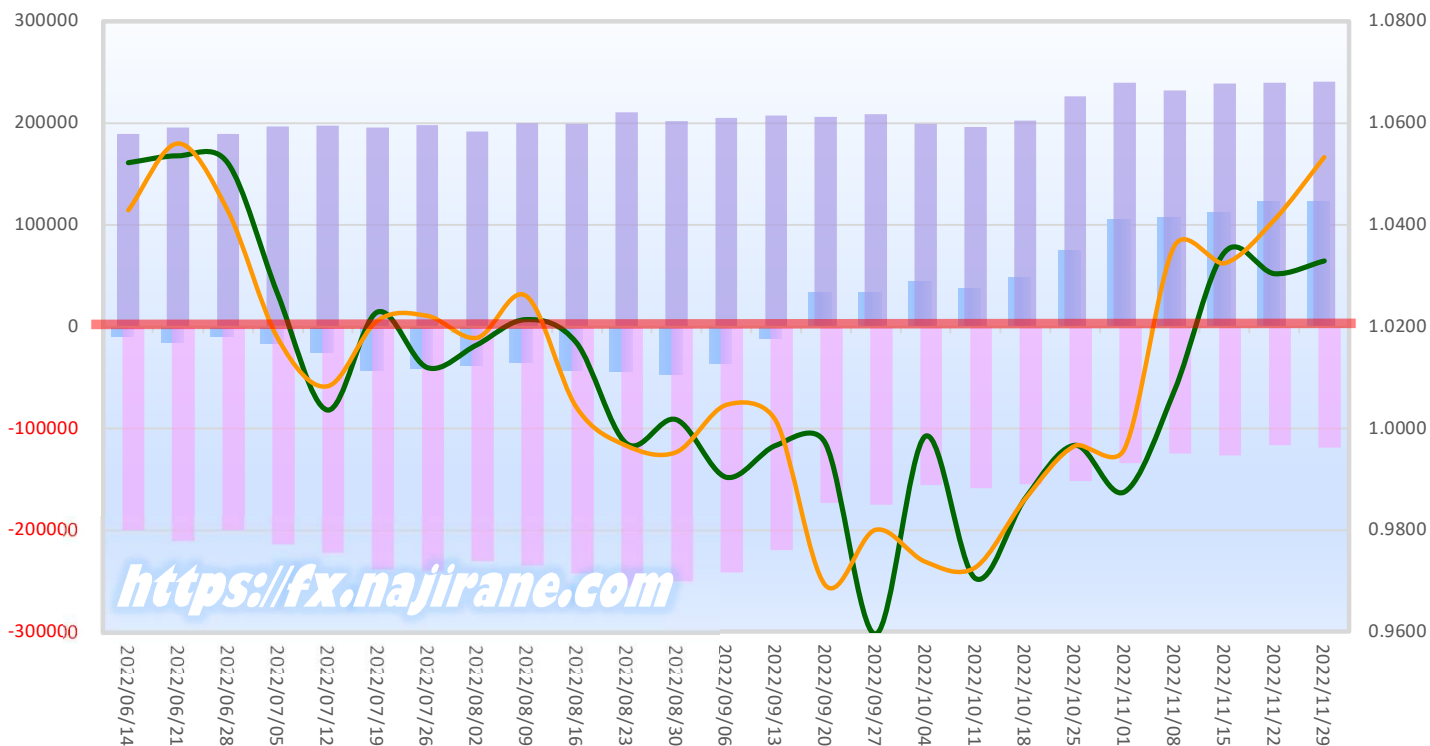
売越し Long Short 火曜終値 金曜終値



EURO FX - CHICAGO MERCANTILE EXCHANGE													Code-099741	
2022/06/07 ~ 2022/11/29													2022/12/02 NYクロス時公表値	
Report_Date	Non Commercial Positions											参考引け値		
	Long	増減		Short	増減		売越し	増減		売買計	増減		11/29(火)	12/2(金)
2022/11/29	241122	1524	0.6%	118875	2389	2.1%	-122247	-865	-0.7%	359997	3913	1.1%	1.0329	1.0533
2022/11/22	239598	229	0.1%	116486	-10217	-8.1%	-123112	10446	9.3%	356084	-9988	-2.7%	1.0305	1.0410
2022/11/15	239369	7052	3.0%	126703	1985	1.6%	-112666	5067	4.7%	366072	9037	2.5%	1.0346	1.0324
2022/11/08	232317	-7453	-3.1%	124718	-9262	-6.9%	-107599	1809	1.7%	357035	-16715	-4.5%	1.0074	1.0358
2022/11/01	239770	13036	5.7%	133980	-17845	-11.8%	-105790	30881	41.2%	373750	-4809	-1.3%	0.9874	0.9959
2022/10/25	226734	24031	11.9%	151825	-2728	-1.8%	-74909	26759	55.6%	378559	21303	6.0%	0.9967	0.9966
2022/10/18	202703	6567	3.3%	154553	-4084	-2.6%	-48150	10651	28.4%	357256	2483	0.7%	0.9863	0.9862
2022/10/11	196136	-3255	-1.6%	158637	2928	1.9%	-37499	-6183	-14.2%	354773	-327	-0.1%	0.9705	0.9727
2022/10/04	199391	-9345	-4.5%	155709	-19230	-11.0%	-43682	9885	29.2%	355100	-28575	-7.4%	0.9984	0.9738
2022/09/27	208736	2172	1.1%	174939	1824	1.1%	-33797	348	1.0%	383675	3996	1.1%	0.9596	0.9800
2022/09/20	206564	-1214	-0.6%	173115	-46500	-21.2%	-33449	-45286	-382.6%	379679	-47714	###	0.9971	0.9692
2022/09/13	207778	2501	1.2%	219615	-22011	-9.1%	11837	-24512	-67.4%	427393	-19510	-4.4%	0.9967	1.0013
2022/09/06	205277	3019	1.5%	241626	-8308	-3.3%	36349	-11327	-23.8%	446903	-5289	-1.2%	0.9904	1.0046
2022/08/30	202258	-8567	-4.1%	249934	-5000	-2.0%	47676	3567	8.1%	452192	-13567	-2.9%	1.0017	0.9954
2022/08/23	210825	11599	5.8%	254934	12924	5.3%	44109	1325	3.1%	465759	24523	5.6%	0.9970	0.9966
2022/08/16	199226	-862	-0.4%	242010	7386	3.1%	42784	8248	23.9%	441236	6524	1.5%	1.0168	1.0041
2022/08/09	200088	8396	4.4%	234624	4121	1.8%	34536	-4275	-11.0%	434712	12517	3.0%	1.0214	1.0261
2022/08/02	191692	-6349	-3.2%	230503	-9122	-3.8%	38811	-2773	-6.7%	422195	-15471	-3.5%	1.0165	1.0178
2022/07/26	198041	2166	1.1%	239625	1005	0.4%	41584	-1161	-2.7%	437666	3171	0.7%	1.0119	1.0221
2022/07/19	195875	-1365	-0.7%	238620	16136	7.3%	42745	17501	69.3%	434495	14771	3.5%	1.0228	1.0212
2022/07/12	197240	102	0.1%	222484	8494	4.0%	25244	8392	49.8%	419724	8596	2.1%	1.0036	1.0082
2022/07/05	197138	7724	4.1%	213990	13980	7.0%	16852	6256	59.0%	411128	21704	5.6%	1.0266	1.0178
2022/06/28	189414	-6140	-3.1%	200010	-11149	-5.3%	10596	-5009	-32.1%	389424	-17289	-4.3%	1.0522	1.0429
2022/06/21	195554	-11432	-5.5%	211159	-1845	-0.9%	15605	9587	159.3%	406713	-13277	-3.2%	1.0536	1.0559
2022/06/14	206986	-23262	-10.1%	213004	33299	18.5%	6018	-56561	-111.9%	419990	10037	2.4%	1.0416	1.0494
2022/06/07	230248			179705			-50543			409953			1.0706	1.0519

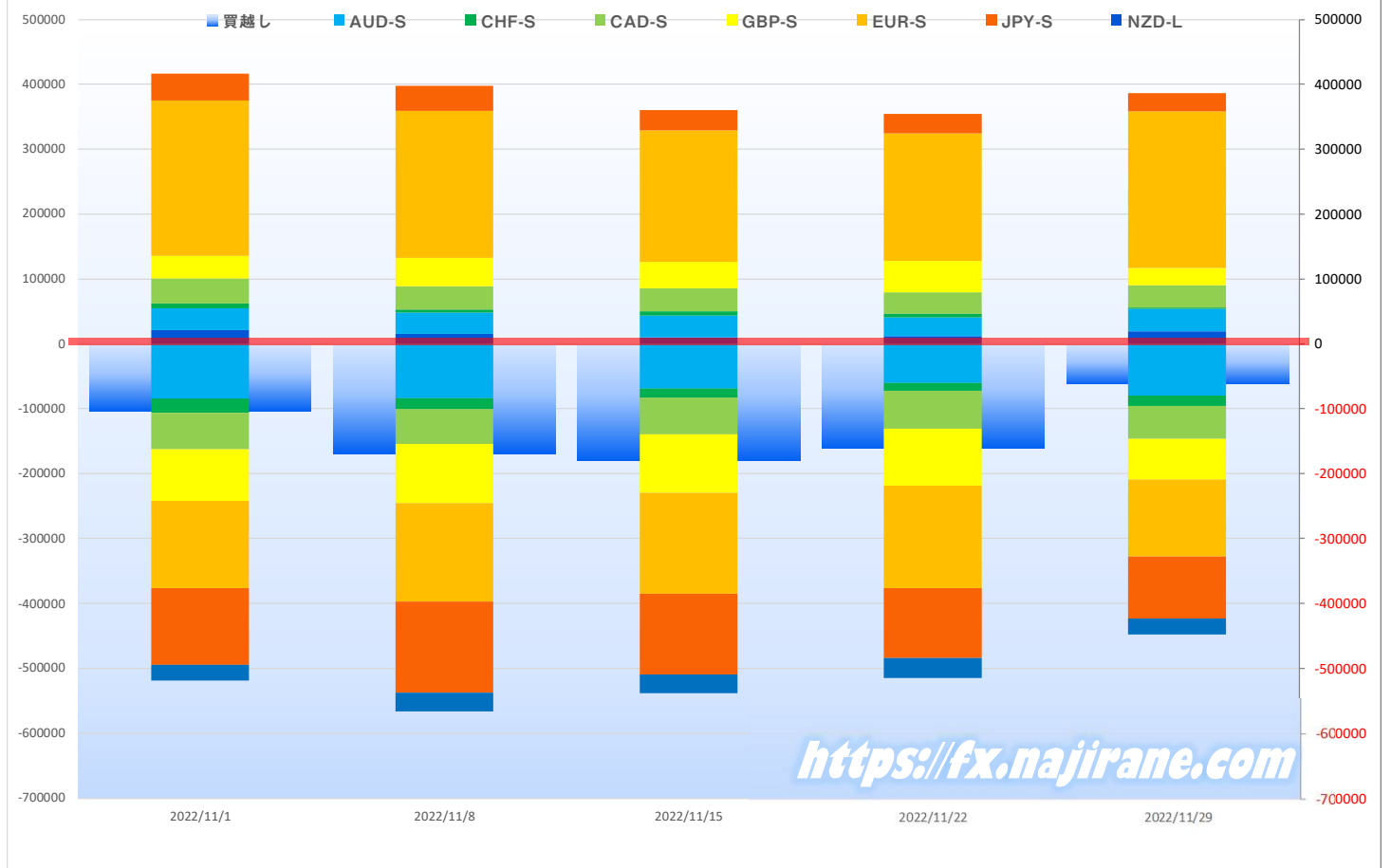
EURO FX - CHICAGO MERCANTILE EXCHANGE FUTURES ONLY POSITIONS

売越し Long Short 火曜終値 金曜終値



	2022/11/01			2022/11/08			2022/11/15			2022/11/22			2022/11/29		
	Long	Short	売り越し	Long	Short	売り越し	Long	Short	売り越し	Long	Short	売り越し	Long	Short	売り越し
JPY	40460	118080	77620	37201	112459	75258	33797	99639	65842	30800	95650	64850	28125	95519	67394
	前週比 枚数増減 (枚)			-3259	-5621	-2362	-3404	-12820	-9416	-2997	-3989	-992	-2675	-131	2544
	前週比 枚数増減 (%)			-8.1%	-4.8%	-3.0%	-9.2%	-11.4%	-12.5%	-8.9%	-4.0%	-1.5%	-8.7%	-0.1%	3.9%
EUR	239770	133980	-105790	232317	124718	-107599	239369	126703	-112666	239598	116486	-123112	241122	118875	-122247
	前週比 枚数増減 (枚)			-7453	-9262	1809	7052	1985	5067	229	-10217	10446	1524	2389	-865
	前週比 枚数増減 (%)			-3.1%	-6.9%	1.7%	3.0%	1.6%	4.7%	0.1%	-8.1%	9.3%	0.6%	2.1%	-0.7%
GBP	34979	79815	44836	36630	76365	39735	34699	67533	32834	30917	66859	35942	26000	62584	36584
	前週比 枚数増減 (枚)			1651	-3450	-5101	-1931	-8832	-6901	-3782	-674	3108	-4917	-4275	642
	前週比 枚数増減 (%)			4.7%	-4.3%	-11.4%	-5.3%	-11.6%	-17.4%	-10.9%	-1.0%	9.5%	-15.9%	-6.4%	1.8%
AUD	34148	84680	50532	33288	79971	46683	33214	77963	44749	32825	75611	42786	35045	79675	44630
	前週比 枚数増減 (枚)			-860	-4709	-3849	-74	-2008	-1934	-389	-2352	-1963	2220	4064	1844
	前週比 枚数増減 (%)			-2.5%	-5.6%	-7.6%	-0.2%	-2.5%	-4.1%	-1.2%	-3.0%	-4.4%	6.8%	5.4%	4.3%
CAD	38522	56171	17649	39586	58050	18464	37456	50376	12920	36733	48405	11672	35123	51239	16116
	前週比 枚数増減 (枚)			1064	1879	815	-2130	-7674	-5544	-723	-1971	-1248	-1610	2834	4444
	前週比 枚数増減 (%)			2.8%	3.3%	4.6%	-5.4%	-13.2%	-30.0%	-1.9%	-3.9%	-9.7%	-4.4%	5.9%	38.1%
CHF	6612	21396	14784	4865	22019	17154	2271	19098	16827	1910	16386	14476	1488	15735	14247
	前週比 枚数増減 (枚)			-1747	623	2370	-2594	-2921	-327	-361	-2712	-2351	-422	-651	-229
	前週比 枚数増減 (%)			-26.4%	2.9%	16.0%	-53.3%	-13.3%	-1.9%	-15.9%	-14.2%	-14.0%	-22.1%	-4.0%	-1.6%
NZD	21115	24962	3847	18085	24452	6367	15285	21913	6628	15536	19820	4284	18855	23909	5054
	前週比 枚数増減 (枚)			-3030	-510	2520	-2800	-2539	261	251	-2093	-2344	3319	4089	770
	前週比 枚数増減 (%)			-14.3%	-2.0%	65.5%	-15.5%	-10.4%	4.1%	1.6%	-9.6%	-35.4%	21.4%	20.6%	18.0%
MXN	182316	138271	-44045	192024	132410	-59614	197700	129849	-67851	188446	125127	-63319	199744	133658	-66086
	前週比 枚数増減 (枚)			9708	-5861	15569	5676	-2561	8237	-9254	-4722	-4532	11298	8531	2767
	前週比 枚数増減 (%)			5.3%	-4.2%	35.3%	3.0%	-1.9%	13.8%	-4.7%	-3.6%	-6.7%	6.0%	6.8%	4.4%
Total All 8	597922	657355	59433	593996	630444	36448	593791	593074	-717	576765	564344	-12421	585502	581194	-4308
	前週比 枚数増減 (枚)			-3926	-26911	-22985	-205	-37370	37165	-17026	-28730	11704	8737	16850	-8113
	前週比 枚数増減 (%)			-0.7%	-4.1%	-38.7%	0.0%	-5.9%	102.0%	-2.9%	-4.8%	1632.4%	1.5%	3.0%	-65.3%
Total 7 (MXN除く)	415606	519084	103478	401972	498034	96062	396091	463225	67134	388319	439217	50898	385758	447536	61778
	前週比 枚数増減 (枚)			-13634	-21050	-7416	-5881	-34809	-28928	-7772	-24008	-16236	-2561	8319	10880
	前週比 枚数増減 (%)			-3.3%	-4.1%	-7.2%	-1.5%	-7.0%	-30.1%	-2.0%	-5.2%	-24.2%	-0.7%	1.9%	21.4%

直近5週 CFTC IMM主要7通貨の売買構成

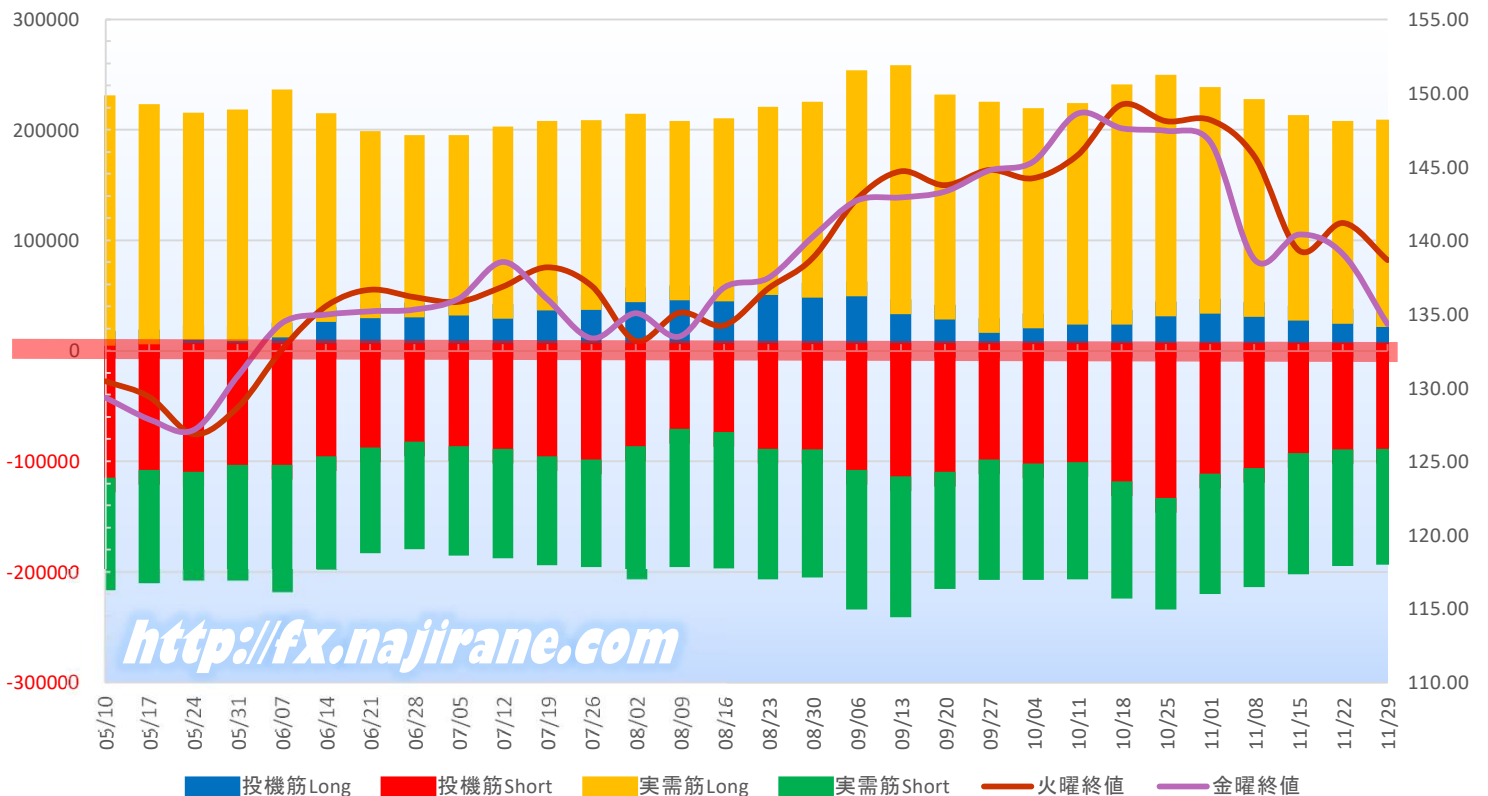


**JAPANESE YEN - CHICAGO MERCANTILE EXCHANGE
FUTURES ONLY POSITIONS**

**Code-097741
2022/12/02 公表値**

Date	投機筋集計				実需筋集計				投機筋+実需筋合計				ドル円終値	
	円買い	円売り	売り越し	売買計	円買い	円売り	売り越し	売買計	円買い	円売り	売り越し	売買計	火曜締め	金曜締め
2022/11/29	28125	95519	67394	123644	173959	91290	-82669	265249	202084	186809	-15275	388893	138.68	134.32
2022/11/22	30800	95650	64850	126450	170350	92244	-78106	262594	201150	187894	-13256	389044	141.20	139.06
2022/11/15	33797	99639	65842	133436	172905	95692	-77213	268597	206702	195331	-11371	402033	139.30	140.40
2022/11/08	37201	112459	75258	149660	183539	94559	-88980	278098	220740	207018	-13722	427758	145.67	138.67
2022/11/01	40460	118080	77620	158540	191221	95447	-95774	286668	231681	213527	-18154	445208	148.17	146.66
2022/10/25	37579	140197	102618	177776	205120	87038	-118082	292158	242699	227235	-15464	469934	148.09	147.43
2022/10/18	30583	124919	94336	155502	203508	92667	-110841	296175	234091	217586	-16505	451677	149.20	147.63
2022/10/11	30149	107542	77393	137691	187119	92670	-94449	279789	217268	200212	-17056	417480	145.80	148.61
2022/10/04	26962	108585	81623	135547	185691	92367	-93324	278058	212653	200952	-11701	413605	144.24	145.36
2022/09/27	22706	105262	82556	127968	195930	95297	-100633	291227	218636	200559	-18077	419195	144.79	144.72
2022/09/20	34767	116047	81280	150814	190267	92754	-97513	283021	225034	208801	-16233	433835	143.73	143.30
2022/09/13	39323	120015	80692	159338	212375	114076	-98299	326451	251698	234091	-17607	485789	144.69	142.91
2022/09/06	56002	114191	58189	170193	191138	113469	-77669	304607	247140	227660	-19480	474800	142.78	142.69
2022/08/30	54513	96044	41531	150557	163991	102704	-61287	266695	218504	198748	-19756	417252	138.78	140.24
2022/08/23	56734	95541	38807	152275	156987	104523	-52464	261510	213721	200064	-13657	413785	136.74	137.46
2022/08/16	51308	80199	28891	131507	152209	110230	-41979	262439	203517	190429	-13088	393946	134.24	136.79
2022/08/09	52333	77365	25032	129698	148628	111634	-36994	260262	200961	188999	-11962	389960	135.10	133.49
2022/08/02	50433	93186	42753	143619	157333	107079	-50254	264412	207766	200265	-7501	408031	133.18	135.05
2022/07/26	43812	105293	61481	149105	157963	84190	-73773	242153	201775	189483	-12292	391258	136.92	133.36
2022/07/19	42880	102105	59225	144985	158427	85345	-73082	243772	201307	187450	-13857	388757	138.18	135.99
2022/07/12	35533	95531	59998	131064	160589	85522	-75067	246111	196122	181053	-15069	377175	136.87	138.53
2022/07/05	38660	93105	54445	131765	149702	85639	-64063	235341	188362	178744	-9618	367106	135.84	136.06
2022/06/28	36462	89032	52570	125494	152071	84176	-67895	236247	188533	173208	-15325	361741	136.14	135.30
2022/06/21	35864	94318	58454	130182	156248	81899	-74349	238147	192112	176217	-15895	368329	136.67	135.20
2022/06/14	32441	102196	69755	134637	175789	89346	-86443	265135	208230	191542	-16688	399772	135.57	134.98
2022/06/07	18466	110112	91646	128578	210889	101780	-109109	312669	229355	211892	-17463	441247	132.64	134.38
2022/05/31	15201	109640	94439	124841	196584	91535	-105049	288119	211785	201175	-10610	412960	128.70	130.85
2022/05/24	16567	116011	99444	132578	192215	85516	-106699	277731	208782	201527	-7255	410309	126.85	127.13
2022/05/17	12113	114422	102309	126535	204417	89355	-115062	293772	216530	203777	-12753	420307	129.37	127.86
2022/05/10	11196	121650	110454	132846	213084	88157	-124927	301241	224280	209807	-14473	434087	130.44	129.33

**JAPANESE YEN - CHICAGO MERCANTILE EXCHANGE
FUTURES ONLY POSITIONS Cord-097741**

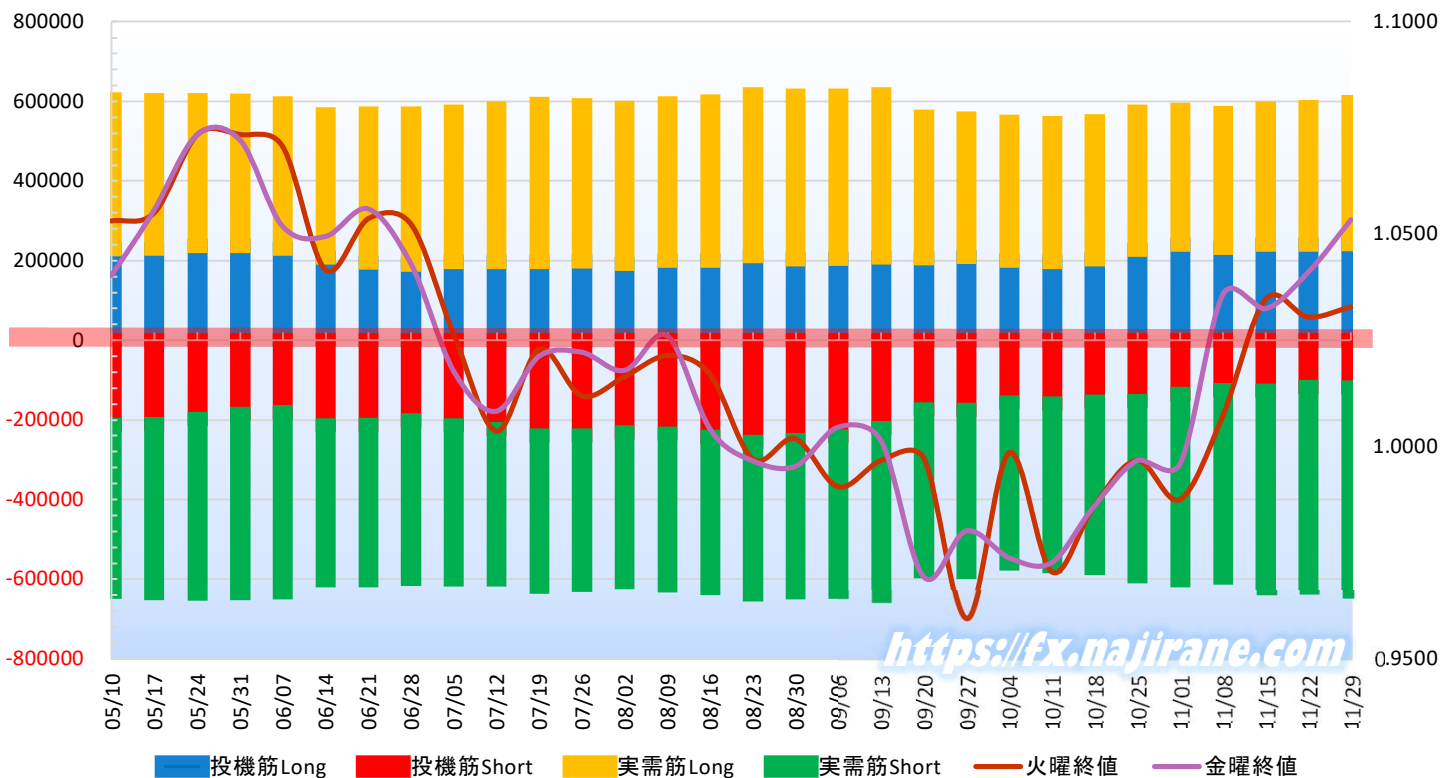


**EURO FX - CHICAGO MERCANTILE EXCHANGE
FUTURES ONLY POSITIONS**

**Code-099741
2022/12/02 公表値**

Date	投機筋集計				実需筋集計				投機筋+実需筋合計				ユーロドル終値	
	EUR買い	EUR売り	売り越し	売買計	EUR買い	EUR売り	売り越し	売買計	EUR買い	EUR売り	売り越し	売買計	火曜締め	金曜締め
2022/11/29	241122	118875	-122247	359997	356905	511490	154585	868395	598027	630365	32338	#####	1.0329	1.0533
2022/11/22	239598	116486	-123112	356084	345848	503792	157944	849640	585446	620278	34832	#####	1.0305	1.0410
2022/11/15	239369	126703	-112666	366072	343388	494961	151573	838349	582757	621664	38907	#####	1.0346	1.0324
2022/11/08	232317	124718	-107599	357035	339218	470981	131763	810199	571535	595699	24164	#####	1.0074	1.0358
2022/11/01	239770	133980	-105790	373750	339364	468183	128819	807547	579134	602163	23029	#####	0.9874	0.9959
2022/10/25	226734	151825	-74909	378559	346949	440781	93832	787730	573683	592606	18923	#####	0.9967	0.9966
2022/10/18	202703	154553	-48150	357256	347078	417655	70577	764733	549781	572208	22427	#####	0.9863	0.9862
2022/10/11	196136	158637	-37499	354773	349091	409252	60161	758343	545227	567889	22662	#####	0.9705	0.9727
2022/10/04	199391	155709	-43682	355100	348817	405665	56848	754482	548208	561374	13166	#####	0.9984	0.9738
2022/09/27	208736	174939	-33797	383675	348374	406814	58440	755188	557110	581753	24643	#####	0.9596	0.9800
2022/09/20	206564	173115	-33449	379679	354891	407201	52310	762092	561455	580316	18861	#####	0.9971	0.9692
2022/09/13	207778	219615	11837	427393	410364	421787	11423	832151	618142	641402	23260	#####	0.9967	1.0013
2022/09/06	205277	241626	36349	446903	409460	389850	-19610	799310	614737	631476	16739	#####	0.9904	1.0046
2022/08/30	202258	249934	47676	452192	411684	382824	-28860	794508	613942	632758	18816	#####	1.0017	0.9954
2022/08/23	210825	254934	44109	465759	406701	382394	-24307	789095	617526	637328	19802	#####	0.9970	0.9966
2022/08/16	199226	242010	42784	441236	400458	379542	-20916	780000	599684	621552	21868	#####	1.0168	1.0041
2022/08/09	200088	234624	34536	434712	394543	380141	-14402	774684	594631	614765	20134	#####	1.0214	1.0261
2022/08/02	191692	230503	38811	422195	391841	376321	-15520	768162	583533	606824	23291	#####	1.0165	1.0178
2022/07/26	198041	239625	41584	437666	393062	374406	-18656	767468	591103	614031	22928	#####	1.0119	1.0221
2022/07/19	195875	238620	42745	434495	397991	380561	-17430	778552	593866	619181	25315	#####	1.0228	1.0212
2022/07/12	197240	222484	25244	419724	385039	379279	-5760	764318	582279	601763	19484	#####	1.0036	1.0082
2022/07/05	197138	213990	16852	411128	377654	386290	8636	763944	574792	600280	25488	#####	1.0266	1.0178
2022/06/28	189414	200010	10596	389424	380084	399896	19812	779980	569498	599906	30408	#####	1.0522	1.0429
2022/06/21	195554	211159	15605	406713	373695	391877	18182	765572	569249	603036	33787	#####	1.0536	1.0559
2022/06/14	206986	213004	6018	419990	361159	389654	28495	750813	568145	602658	34513	#####	1.0416	1.0494
2022/06/07	230248	179705	-50543	409953	365628	453817	88189	819445	595876	633522	37646	#####	1.0706	1.0519
2022/05/31	236553	184281	-52272	420834	365434	450620	85186	816054	601987	634901	32914	#####	1.0733	1.0721
2022/05/24	237072	198142	-38930	435214	366345	438945	72600	805290	603417	637087	33670	#####	1.0733	1.0734
2022/05/17	230770	210431	-20339	441201	372113	423630	51517	795743	602883	634061	31178	#####	1.0550	1.0557
2022/05/10	228230	211701	-16529	439931	376043	419069	43026	795112	604273	630770	26497	#####	1.0530	1.0402

**EURO FX - CHICAGO MERCANTILE EXCHANGE
FUTURES ONLY POSITIONS Code-099741**



Bitcoin/USD 及び CME Futures (当月及び限月別)

※取引単位=5ビットコイン
(CME CFビットコイン参考基準レート=BRRを対象)

Bitcoin/USD							CME Futures 2022/11		CME Futures 2022/12		CME Futures 2023/01		CME Futures 2023/02		CME Futures 2023/03	
Date	Open	High	Low	Close			Close	Volume	Close	Volume	Close	Volume	Close	Volume	Close	Volume
2022/9/24	19297	19310	18862	18937			0	0	0	0	0	0	0	0	0	0
2022/9/25	18936	19135	18696	18802			0	0	0	0	0	0	0	0	0	0
2022/9/26	18804	19275	18721	19223			19155	81	19205	0	19345	0	19435	0	0	0
2022/9/27	19222	20338	18916	19111			19045	71	19095	0	19235	0	19325	0	0	0
2022/9/28	19105	19688	18553	19427			19580	77	19635	0	19740	0	19790	0	0	0
2022/9/29	19428	19589	18924	19573			19450	34	19505	0	19610	0	19655	0	0	0
2022/9/30	19573	20110	19266	19432			19470	54	19525	0	19620	0	19725	0	0	0
2022/10/1	19431	19471	19231	19312			0	0	0	0	0	0	0	0	0	0
2022/10/2	19312	19370	18971	19044			0	0	0	0	0	0	0	0	0	0
2022/10/3	19044	19654	19025	19624			19545	88	19590	0	19720	0	19770	0	0	0
2022/10/4	19624	20380	19524	20337			20280	33	20310	0	20405	0	20475	0	0	0
2022/10/5	20336	20344	19802	20161			20135	82	20160	8	20200	1	20235	0	0	0
2022/10/6	20161	20408	19900	19955			20035	28	20065	5	20090	1	20120	0	0	0
2022/10/7	19958	20041	19396	19547			19450	92	19495	3	19575	0	19660	0	0	0
2022/10/8	19546	19602	19299	19417			0	0	0	0	0	0	0	0	0	0
2022/10/9	19417	19543	19349	19446			0	0	0	0	0	0	0	0	0	0
2022/10/10	19446	19515	19103	19141			19155	57	19185	5	19230	0	19270	0	0	0
2022/10/11	19139	19242	18926	19051			18925	53	18955	10	18995	0	19100	0	0	0
2022/10/12	19053	19203	19030	19157			19100	17	19125	3	19165	1	19280	0	0	0
2022/10/13	19157	19453	18320	19383			19325	209	19350	19	19395	1	19415	0	0	0
2022/10/14	19383	19889	19115	19186			19105	135	19135	2	19180	1	19230	0	0	0
2022/10/15	19185	19213	19019	19068			0	0	0	0	0	0	0	0	0	0
2022/10/16	19069	19390	19069	19268			0	0	0	0	0	0	0	0	0	0
2022/10/17	19269	19636	19173	19551			19490	21	19520	0	19560	1	19645	0	0	0
2022/10/18	19550	19667	19145	19334			19175	30	19205	3	19235	1	19260	0	0	0
2022/10/19	19335	19348	19128	19140			19200	41	19215	14	19255	1	19350	0	0	0
2022/10/20	19138	19315	18971	19054			19015	28	19045	2	19070	0	19090	0	0	0
2022/10/21	19053	19237	18771	19172			19155	42	19185	7	19215	1	19240	0	0	0
2022/10/22	19172	19248	19132	19208			0	0	0	0	0	0	0	0	0	0
2022/10/23	19208	19647	19124	19567			0	0	0	0	0	0	0	0	0	0
2022/10/24	19568	19589	19206	19346			19315	133	19340	7	19375	2	19415	0	0	0
2022/10/25	19345	20348	19261	20096			20295	654	20315	11	20355	0	20455	0	0	0
2022/10/26	20092	20938	20076	20770			20820	2719	20830	93	20845	0	20870	0	0	0
2022/10/27	20773	20854	20255	20286			20755	2161	20765	127	20760	10	20775	1	20800	0
2022/10/28	20288	20725	20086	20595			20685	578	20705	46	20740	0	20825	0	20910	0
2022/10/29	20595	20988	20566	20818			0	0	0	0	0	0	0	0	0	0
2022/10/30	20818	20917	20547	20636			0	0	0	0	0	0	0	0	0	0
2022/10/31	20634	20795	20287	20496			20365	443	20385	46	20415	3	20460	0	20560	0
2022/11/1	20495	20647	20360	20485			20465	230	20480	5	20505	4	20545	0	20645	0
2022/11/2	20483	20743	20087	20160			20255	657	20270	21	20295	2	20350	0	20450	0
2022/11/3	20163	20382	20086	20210			20270	475	20285	10	20310	1	20350	0	20450	0
2022/11/4	20209	21210	20188	21147			21135	984	21150	45	21165	4	21215	0	21315	0
2022/11/5	21145	21447	21098	21283			0	0	0	0	0	0	0	0	0	0
2022/11/6	21285	21345	20920	20926			0	0	0	0	0	0	0	0	0	0
2022/11/7	20925	21053	20490	20603			20850	681	20865	20	20890	5	20960	2	21060	0
2022/11/8	20601	20665	17604	18541			18075	3384	18090	222	18115	47	18205	4	18305	0
2022/11/9	18544	18590	15683	15881			15595	2681	15605	247	15625	96	15720	30	15815	0
2022/11/10	15883	18054	15834	17587			17685	1933	17655	228	17660	68	17730	17	17825	0
2022/11/11	17583	17651	16543	17034			15795	1296	15770	80	15755	23	15825	0	15920	1
2022/11/12	17037	17067	16652	16799			0	0	0	0	0	0	0	0	0	0
2022/11/13	16800	16921	16321	16353			0	0	0	0	0	0	0	0	0	0
2022/11/14	16352	17109	15873	16618			15820	658	15790	91	15770	14	15925	0	16020	1
2022/11/15	16617	17052	16543	16885			16510	1659	16490	381	16485	41	16640	22	16735	0
2022/11/16	16884	16960	16430	16669			16080	948	16040	115	16015	18	16055	2	16150	0
2022/11/17	16670	16726	16461	16688			16290	1852	16230	44	16200	4	16240	0	16335	0
2022/11/18	16688	16947	16565	16698			16260	3138	16200	16	16155	4	16190	0	16285	1
2022/11/19	16696	16798	16570	16712			0	0	0	0	0	0	0	0	0	0
2022/11/20	16713	16747	16249	16292			0	0	0	0	0	0	0	0	0	0
2022/11/21	16291	16291	15599	15787			15365	6702	15290	212	15245	38	15285	1	15380	1
2022/11/22	15782	16253	15657	16190			15590	8037	15595	2233	15605	67	15615	4	15710	1
2022/11/23	16196	16638	16171	16611			16255	7688	16255	2336	16230	81	16240	0	16315	1
2022/11/24	16612	16771	16502	16604			0	0	0	0	0	0	0	0	0	0
2022/11/25	16602	16603	16388	16522			16300	3599	16220	167	16190	82	16200	0	16290	1
2022/11/26	16522	16667	16416	16464			0	0	---	---	---	---	---	---	---	---
2022/11/27	16464	16594	16437	16445			0	0	---	---	---	---	---	---	---	---
2022/11/28	16440	16483	16055	16217			15990	6804	15890	321	15865	44	15875	22	15950	1
2022/11/29	16218	16522	16139	16445			16265	4649	16165	264	16145	16	16150	12	16235	1
2022/11/30	16445	17191	16445	17169			17080	8018	16985	499	16965	41	16965	6	17015	1
2022/12/1	17168	17197	16888	16967			16820	6039	16775	351	16765	14	16770	1	16845	1



Date	BTC(BitCoin)/JPY					ETH(Ethereum)/JPY					XRP(Ripple)/JPY				
	Open	High	Low	Close	Volume	Open	High	Low	Close	Volume	Open	High	Low	Close	Volume
2022/10/3	2757685.75	2840300.50	2755594.75	2836159.25	4405900.79	184795.48	191798.14	184111.23	191274.20	1467404.30	64.9985	67.5788	63.7262	66.8990	267745.37
2022/10/4	2836160.00	2938078.75	2828204.00	2925509.25	5162481.17	191250.94	196777.45	191224.98	195945.56	1458633.79	66.8989	69.8608	65.6168	69.0743	315356.75
2022/10/5	2925373.75	2925240.25	2864677.75	2911956.25	4798749.47	195923.45	195907.80	191009.70	195399.94	1411793.92	69.0666	72.1803	68.2971	70.7385	358280.72
2022/10/6	2912002.75	2952409.50	2885430.00	2894457.25	5034751.61	195395.53	196998.27	195633.13	196060.06	1745413.20	70.7308	72.8539	70.6748	71.5344	277493.39
2022/10/7	2894764.00	2904159.50	2817947.00	2841037.50	4248045.21	196078.47	197135.20	192076.42	193674.73	1462406.43	71.5479	75.8043	70.2073	75.3292	381891.47
2022/10/8	2840961.75	2849009.25	2805459.25	2822489.50	2389426.02	193653.56	194174.41	190002.67	191227.73	843796.76	75.3214	76.7279	74.7732	75.1702	257450.44
2022/10/9	2822622.00	2840801.25	2812705.00	2828784.00	2449240.81	191221.88	192996.58	190332.88	192393.30	798057.21	75.1754	78.6694	73.8696	77.6874	260267.89
2022/10/10	2828782.75	2836762.50	2782947.50	2788410.00	3995103.63	192395.39	194306.25	188113.89	188113.89	1281125.76	77.6828	78.1633	72.4018	72.4018	343656.82
2022/10/11	2788048.25	2801312.00	2758900.00	2779497.25	4188854.74	188080.69	188691.47	185525.48	186683.06	1353148.91	72.3504	72.9003	70.0896	70.8168	336103.44
2022/10/12	2779676.25	2819284.75	2793308.50	2811910.75	3662161.57	186705.91	190751.75	186648.53	190065.06	1226432.27	70.8190	72.6761	70.7919	71.6825	201824.99
2022/10/13	2811840.50	2864927.25	2705187.50	2855332.50	6514108.65	190066.67	190453.23	178144.81	189755.98	2577816.57	71.6799	71.7848	65.3326	70.8223	418398.44
2022/10/14	2855278.00	2926670.00	2843511.75	2853961.50	5719978.77	189744.91	197885.66	189416.00	192997.97	1950737.99	70.8285	75.2696	70.5923	72.7361	324902.39
2022/10/15	2853929.00	287960.75	2829207.50	2836405.25	2408675.34	192980.69	193492.41	188690.97	189643.48	1011312.47	72.7347	72.8409	71.3995	71.6266	22014.22
2022/10/16	2836595.50	2880180.25	2836595.50	2864057.50	2673917.54	189663.39	195094.25	189663.39	194171.20	1113573.90	71.6299	72.4589	70.1845	70.9039	152942.97
2022/10/17	2864127.25	2919737.00	2852164.75	2912554.50	4092966.11	194173.13	198990.83	192823.17	198390.70	1400532.83	70.9041	71.6997	69.1517	71.4953	22014.22
2022/10/18	2912511.25	2927865.00	2857156.00	2884994.50	4563011.83	198384.19	19351.06	192758.19	19539.02	1554340.23	71.4953	71.9766	68.6205	69.5310	205964.76
2022/10/19	2885085.75	2887277.25	2865351.75	2867627.75	3359938.68	195556.33	195849.86	192354.69	192639.78	1251163.04	69.5326	69.5879	67.4225	67.6062	214922.53
2022/10/20	2867410.50	2890173.75	2844561.50	2861320.75	3678286.67	192627.00	195828.41	191220.80	192699.67	1352908.11	67.6056	68.4923	65.2363	67.2893	257242.01
2022/10/21	2861240.25	2891730.75	2849411.25	2831294.50	4793425.34	192697.73	192432.75	191367.66	191969.59	1537675.57	67.2772	68.0927	66.4584	68.0927	242912.41
2022/10/22	2831281.25	2842843.25	2825354.00	2836953.75	2378545.41	191963.08	194529.25	191378.95	194115.42	1059759.56	68.0910	69.4256	67.5299	68.7477	130688.94
2022/10/23	2836886.25	2925720.00	2824548.25	2869233.70	326672.70	194108.08	203678.72	192433.11	201288.75	1462963.39	68.7505	70.1262	66.9705	69.2445	140394.48
2022/10/24	2888833.75	2910562.00	2859130.25	2880376.25	4496832.70	201295.36	203231.34	197669.66	200257.80	1949399.45	69.2450	69.8561	66.9428	67.5697	192595.77
2022/10/25	2880285.75	2880849.125	2879763.00	2973830.00	7067857.92	200215.05	232349.77	199138.20	216300.53	3753908.84	67.5676	69.6344	66.3261	68.3004	217654.49
2022/10/26	2973294.50	3066620.00	2971887.75	3034296.75	8603947.45	216221.78	232355.98	216188.72	228855.41	4777863.63	68.2888	68.8582	67.9324	68.5698	210434.88
2022/10/27	3034641.75	3026708.25	2962054.50	2967532.50	7259455.36	228895.55	229913.28	220935.05	221531.73	3337293.92	68.5726	70.1620	67.4112	67.6456	247934.33
2022/10/28	2967842.50	3064148.00	2963342.00	3036887.50	6487240.83	221524.17	231309.19	219714.92	229362.98	2945358.06	67.6466	69.9931	67.2987	69.8909	177239.77
2022/10/29	3036851.00	3094843.75	3032631.00	3069788.50	5952734.85	229333.03	243652.02	228552.84	238832.64	3187705.01	69.8913	71.2040	68.9643	69.3652	207142.63
2022/10/30	3069715.50	3084317.25	3032983.75	3050241.50	4654138.43	238832.55	241389.42	233145.70	235140.84	2059066.84	69.3639	69.6739	67.2549	67.7663	142617.43
2022/10/31	3049959.00	3090839.75	3017414.75	3048545.00	6792735.37	235096.19	242336.66	231528.30	233925.81	2871744.46	67.7583	69.3298	66.5690	69.3002	217459.31
2022/11/1	3048441.50	3044905.25	3012726.50	3029958.50	5899637.74	233915.53	236422.00	230307.70	233652.70	2145763.51	69.2863	69.1444	67.3750	68.7152	188351.86
2022/11/2	3029616.25	3028263.75	2972604.75	2981402.25	8215647.38	233622.13	235943.44	228855.17	224751.19	3439081.84	68.7076	68.6678	66.1927	66.6801	204363.23
2022/11/3	2981873.50	3002823.00	2980221.25	2998907.00	6414600.76	224753.11	229286.94	224251.69	227261.45	2114275.40	66.6816	68.1106	66.5317	67.5363	161285.87
2022/11/4	2998726.25	3113064.25	2993166.50	3100289.50	9393382.28	227240.06	243832.52	226736.22	241178.92	3050405.01	67.5372	74.6739	67.2999	73.9482	406715.42
2022/11/5	3099938.00	3144220.75	3093018.75	3120149.00	5548419.67	241188.17	243435.61	238744.47	238668.25	1613677.26	73.9523	74.3438	72.1450	72.3246	178300.00
2022/11/6	3120495.75	3129339.00	3072049.00	3072973.50	5151757.55	238658.44	239571.98	230876.58	230876.58	1708223.48	72.3239	72.4663	69.0881	69.1161	138155.06
2022/11/7	3072699.50	3097816.75	3004240.75	3020919.00	7846108.98	230844.61	235152.44	228677.66	229997.05	2240447.55	69.1181	70.2083	67.7620	68.3069	233567.01
2022/11/8	3020604.50	3029050.50	2563667.50	2693961.75	17289059.87	229586.69	231085.20	183417.23	193654.91	6109382.18	68.3023	68.4133	52.7281	59.0250	578969.81
2022/11/9	2694323.50	2703852.25	2294581.75	2321727.75	15044459.06	193669.59	194274.53	158498.78	160841.89	5681885.27	59.0267	59.6110	47.7131	48.7101	532587.19
2022/11/10	2322075.50	2549702.25	2315590.50	2492698.25	11792851.69	160832.75	190464.53	159859.88	184182.36	4050988.80	48.7061	56.3339	48.4379	56.0861	439983.75
2022/11/11	2492199.50	2508481.50	2310714.25	2364360.00	7754980.37	184099.84	185014.13	169192.72	178666.28	2903770.83	56.0782	56.5272	51.3949	53.3212	238764.51
2022/11/12	2364718.25	2368854.50	2311266.75	2331978.75	4125262.44	178694.44	178795.34	172410.75	174250.08	1522101.31	53.3242	53.3242	50.1698	50.4838	129366.73
2022/11/13	2332053.50	2348856.25	2276202.75	2283207.75	3798864.60	174274.08	176532.78	167440.50	170586.73	1496338.94	50.4831	51.1893	46.5951	47.5112	148568.59
2022/11/14	2283021.25	2401155.75	2215613.25	2328095.50	6952856.26	170597.38	180229.59	163952.02	173940.22	2105324.60	47.5158	52.9521	45.1890	52.7318	336346.56
2022/11/15	2327995.50	2374052.50	2320271.25	2346395.75	5086095.55	173950.53	177096.03	172327.36	173949.41	1639528.38	52.7227	55.0873	51.7086	53.9914	273287.16
2022/11/16	2346357.75	2374934.25	2289360.25	2322499.50	4762732.68	173959.48	176905.44	166230.00	169366.00	1663500.74	53.9930	54.5622	50.8388	52.4288	183229.30
2022/11/17	2322637.00	2331155.50	2296886.75	2343347.75	3913497.39	169400.28	170222.86	167082.78	168623.77	1365444.90	52.4273	53.6918	51.8333	53.7189	186231.77
2022/11/18	2343403.00	2376870.25	2322348.25	2343450.75	3769979.86	168622.86	171562.30	168622.86	170140.36	1119941.47	53.7187	54.1903	52.6856	53.7610	132651.21
2022/11/19	2343232.00	2357835.00	2325575.00	2345717.50	2260751.08	170128.47	172345.45	168480.83	171024.56	839207.03	53.7600	54.3836	52.8969	53.9983	82025.13
2022/11/20	2345910.25	2350662.75	2280357.75	2285187.75	2989538.82	171025.88	178117.77	159651.89	160249.05	1353705.93	53.9980	55.2456	50.6514	50.7685	162170.11
2022/11/21	2285102.00	2285102.00	2216731.25	2243286.25	5318524.03	160239.09	160239.09	154146.30	157490.88	2000704.66	50.7686	52.1796	48.8094	51.8359	305975.47
2022/11/22	2242578.25	2297834.25	2222608.00	2285347.75	4337399.15	157495.25	160474.78	152702.13	160241.08	1699661.08	51.8252	53.3243	50.0082	53.0847	192517.03
2022/11/23	2286169.25	2322536.75	2282285.00	2312915.25	4589274.26	160276.11	165057.09	159683.52	164751.59	1565457.64	53.0822	53.1832	52.1826	53.1323	153175.37
2022/11/24	2313045.00	2330961.50	2279889.75	2301452.75	3621600.71	164771.86	167937.33	164327.75	166877.42	1345346.35	53.1321	55.9514	51.9100	55.7179	147591.44
2022/11/25	2301148.25	2300683.00	2272764.50	2298601.25	2598612.36	166851.									

Date	日経平均(^N225)					CME日経平均先物ドル建て(NKD)					CME日経平均先物円建て(NIY)					USDJPY
	Open	High	Low	Close	Volume	Open	High	Low	Close	Volume	Open	High	Low	Close	Volume	
2022-12-02	27,983.18	27,983.18	27,664.07	27,777.90		28,000.0	28,055.0	27,505.0	27,705.0	7,206	28,005.0	28,050.0	27,500.0	27,710.0	37,162	134.32
2022-12-01	28,273.13	28,423.46	28,226.08	28,226.08	714105700	28,450.0	28,490.0	27,935.0	28,010.0	7,206	28,435.0	28,490.0	27,935.0	28,010.0	37,162	135.33
2022-11-30	27,886.67	27,971.45	27,804.73	27,968.99	1066459800	27,975.0	28,430.0	27,810.0	28,375.0	5,246	27,970.0	28,430.0	27,810.0	28,370.0	31,305	138.09
2022-11-29	27,991.50	28,055.91	27,900.20	28,027.84	648165400	28,105.0	28,120.0	27,900.0	27,990.0	3,833	28,105.0	28,120.0	27,900.0	27,990.0	21,372	138.68
2022-11-28	28,221.96	28,237.97	28,046.33	28,162.83	645815600	28,270.0	28,300.0	28,045.0	28,090.0	4,214	28,315.0	28,310.0	28,040.0	28,090.0	21,646	138.91
2022-11-25	28,398.77	28,398.77	28,263.60	28,283.03	567693800	28,360.0	28,500.0	28,255.0	28,340.0	5,075	28,340.0	28,500.0	28,255.0	28,340.0	26,556	139.06
2022-11-22	28,059.51	28,202.81	28,038.16	28,115.74	759457800	28,045.0	28,350.0	28,020.0	28,350.0	4,177	28,045.0	28,350.0	28,015.0	28,340.0	22,419	141.20
2022-11-21	27,982.00	28,006.36	27,846.30	27,944.79	564884800	28,005.0	28,090.0	27,840.0	28,050.0	3,897	27,995.0	28,090.0	27,845.0	28,045.0	19,343	142.11
2022-11-18	28,009.82	28,045.44	27,877.78	27,899.77	647537800	27,975.0	28,050.0	27,860.0	27,970.0	3,178	27,960.0	28,045.0	27,860.0	27,965.0	24,724	140.40
2022-11-17	27,952.21	28,029.62	27,910.01	27,930.57	588819700	27,970.0	28,030.0	27,780.0	27,975.0	4,859	27,970.0	28,025.0	27,775.0	27,965.0	26,852	140.29
2022-11-16	28,020.49	28,068.44	27,743.15	28,028.30	731797700	27,960.0	28,110.0	27,740.0	27,925.0	6,066	27,955.0	28,110.0	27,735.0	27,920.0	26,344	139.50
2022-11-15	27,940.26	28,037.44	27,904.76	27,990.17	712198200	27,990.0	28,220.0	27,895.0	27,995.0	5,682	28,010.0	28,210.0	27,890.0	27,985.0	31,986	139.30
2022-11-14	28,277.64	28,305.04	27,963.47	27,963.47	851385100	28,070.0	28,220.0	27,945.0	27,955.0	4,902	28,065.0	28,220.0	27,940.0	27,955.0	25,713	140.07
2022-11-11	27,868.69	28,325.80	27,837.30	28,263.57	1036906400	27,975.0	28,325.0	27,975.0	28,120.0	5,937	27,980.0	28,325.0	27,970.0	28,120.0	38,103	138.67
2022-11-10	27,459.08	27,485.38	27,370.62	27,446.10	770903400	27,525.0	27,990.0	27,365.0	27,975.0	6,690	27,981.1	27,981.1	27,981.1	27,981.1	44,083	141.70
2022-11-09	27,884.55	27,920.49	27,688.95	27,716.43	791493200	27,885.0	27,950.0	27,520.0	27,525.0	47,232	27,525.0	27,525.0	27,525.0	27,525.0	0	146.44
2022-11-08	27,718.84	27,942.47	27,708.64	27,872.11	843613800	27,665.0	28,005.0	27,645.0	27,880.0	3,940	27,885.0	27,885.0	27,885.0	27,885.0	0	145.67
2022-11-07	27,373.32	27,578.01	27,357.80	27,527.64	788709700	27,395.0	27,720.0	27,355.0	27,630.0	4,539	27,615.0	27,615.0	27,615.0	27,615.0	0	146.61
2022-11-04	27,371.89	27,389.30	27,032.02	27,199.74	1110542500	27,305.0	27,530.0	27,025.0	27,510.0	5,927	27,525.0	27,525.0	27,525.0	27,525.0	0	146.66
2022-11-02	27,678.92	27,692.04	27,548.61	27,663.39	865639700	27,575.0	27,745.0	27,290.0	27,320.0	3,613	27,305.0	27,305.0	27,305.0	27,305.0	0	147.93
2022-11-01	27,614.64	27,682.66	27,526.61	27,678.92	725979400	27,530.0	27,780.0	27,515.0	27,595.0	2,577	27,600.0	27,600.0	27,600.0	27,600.0	0	148.17
2022-10-31	27,404.30	27,602.99	27,394.85	27,587.46	711244200	27,490.0	27,590.0	27,400.0	27,555.0	3,494	27,555.0	27,555.0	27,555.0	27,555.0	0	148.68
2022-10-28	27,097.38	27,265.46	26,981.08	27,105.20	1445884500	27,065.0	27,530.0	26,980.0	27,510.0	4,007	27,495.0	27,495.0	27,495.0	27,495.0	0	147.43
2022-10-27	27,407.23	27,450.26	27,340.20	27,345.24	653914500	27,410.0	27,485.0	26,945.0	27,085.0	4,203	27,070.0	27,070.0	27,070.0	27,070.0	0	146.29
2022-10-26	27,410.64	27,578.05	27,405.91	27,431.84	610333500	27,445.0	27,635.0	27,385.0	27,390.0	6,109	27,370.0	27,370.0	27,370.0	27,370.0	0	146.39
2022-10-25	27,113.20	27,337.08	27,073.50	27,250.28	621687600	27,160.0	27,565.0	27,080.0	27,560.0	6,000	27,555.0	27,555.0	27,555.0	27,555.0	0	148.09
2022-10-24	27,233.00	27,305.52	26,974.90	26,974.90	590657600	27,170.0	27,375.0	26,855.0	27,145.0	5,766	27,115.0	27,115.0	27,115.0	27,115.0	0	149.04
2022-10-21	26,903.50	26,984.51	26,890.38	26,890.38	563049800	27,000.0	27,140.0	26,780.0	27,100.0	5,715	27,095.0	27,095.0	27,095.0	27,095.0	0	147.63
2022-10-20	26,981.75	27,092.55	26,872.59	27,006.96	603046000	27,025.0	27,280.0	26,855.0	27,005.0	4,079	26,990.0	26,990.0	26,990.0	26,990.0	0	150.13
2022-10-19	27,225.17	27,370.52	27,192.79	27,257.38	575635000	27,155.0	27,360.0	26,895.0	27,030.0	3,423	26,995.0	26,995.0	26,995.0	26,995.0	0	149.86
2022-10-18	27,167.73	27,229.88	26,910.91	27,156.14	660606900	27,100.0	27,300.0	26,900.0	27,095.0	5,699	27,050.0	27,050.0	27,050.0	27,050.0	0	149.20
2022-10-17	26,785.02	26,811.57	26,651.08	26,775.79	652805000	26,570.0	27,110.0	26,565.0	27,075.0	4,477	27,055.0	27,055.0	27,055.0	27,055.0	0	148.99
2022-10-14	26,599.32	27,180.16	26,595.35	27,090.76	823528400	26,820.0	27,165.0	26,570.0	26,620.0	6,246	26,560.0	26,560.0	26,560.0	26,560.0	0	148.61
2022-10-13	26,398.29	26,405.47	26,237.42	26,237.42	591591100	26,370.0	26,820.0	26,580.0	26,785.0	6,221	26,787.0	26,787.0	26,787.0	26,787.0	0	147.17
2022-10-12	26,353.22	26,495.75	26,314.83	26,396.83	688466500	26,380.0	26,485.0	26,295.0	26,355.0	3,722	26,360.0	26,360.0	26,360.0	26,360.0	0	146.87
2022-10-11	26,757.12	26,758.66	26,369.56	26,401.25	789255900	26,650.0	26,725.0	26,280.0	26,355.0	3,727	26,350.0	26,350.0	26,350.0	26,350.0	0	145.80
2022-10-10	26,975.92	27,198.83	26,921.90	27,116.11	666732000	27,000.0	27,195.0	26,660.0	26,720.0	4,248	26,925.0	27,050.0	26,730.0	26,730.0	2	145.36
2022-10-07	27,137.98	27,399.19	27,137.98	27,311.30	693713000	27,050.0	27,400.0	27,000.0	27,035.0	4,590	27,000.0	27,000.0	27,000.0	27,000.0	0	145.09
2022-10-05	27,211.32	27,216.80	27,031.28	27,120.53	732888600	27,200.0	27,200.0	26,845.0	27,035.0	4,024	27,020.0	27,020.0	27,020.0	27,020.0	0	144.61
2022-10-03	25,778.95	26,223.84	25,623.67	26,215.79	807028900	25,860.0	26,715.0	25,610.0	26,605.0	5,045	26,620.0	26,620.0	26,620.0	26,620.0	0	144.61
2022-09-30	26,240.00	26,273.65	25,805.59	25,937.21	1012967200	26,165.0	26,280.0	25,810.0	25,945.0	5,380	25,990.0	25,990.0	25,990.0	25,990.0	0	144.72
2022-09-29	26,280.50	26,458.18	26,221.78	26,422.05	888842300	26,480.0	26,505.0	26,045.0	26,190.0	5,178	26,125.0	26,125.0	26,125.0	26,125.0	0	144.48
2022-09-28	26,422.86	26,516.32	25,938.42	26,173.98	929484000	26,230.0	26,550.0	25,705.0	26,495.0	5,524	26,725.0	26,725.0	26,725.0	26,725.0	0	144.10
2022-09-27	26,585.38	26,679.82	26,523.77	26,571.87	668151200	26,335.0	26,460.0	26,060.0	26,195.0	4,473	26,380.0	26,380.0	26,380.0	26,380.0	0	144.79
2022-09-26	26,779.44	26,779.44	26,424.60	26,431.55	964549700	26,450.0	26,520.0	26,200.0	26,345.0	3,533	26,540.0	26,540.0	26,540.0	26,540.0	0	144.69
2022-09-22	27,053.58	27,197.07	26,955.58	27,153.83	621759400	26,875.0	27,195.0	26,705.0	26,815.0	7,220	26,990.0	26,990.0	26,990.0	26,990.0	0	142.34
2022-09-21	27,440.84	27,466.02	27,297.50	27,313.13	654552500	27,245.0	27,455.0	26,865.0	27,025.0	6,971	27,065.0	27,190.0	27,050.0	27,190.0	40	144.08
2022-09-20	27,788.68	27,907.10	27,627.86	27,688.42	599694400	27,520.0	27,700.0	27,120.0	27,245.0	4,035	27,415.0	27,415.0	27,415.0	27,415.0	40	143.73
2022-09-16	27,631.39	27,652.44	27,527.16	27,567.65	815884600	27,450.0	27,450.0	27,220.0	27,325.0	3,305	27,485.0	27,485.0	27,485.0	27,485.0	0	142.91
2022-09-15	27,873.96	27,946.20	27,801.44	27,875.91	486657100	27,780.0	27,820.0	27,450.0	27,495.0	3,791	27,655.0	27,655.0	27,655.0	27,655.0	0	143.48
2022-09-14	28,132.70	28,141.39	27,795.83	27,818.62	708861600	27,675.0	27,850.0	27,560.0	27,755.0	4,994	27,890.0	27,890.0	27,890.0	27,890.0	0	143.15
2022-09-13	28,556.21	28,659.76	28,534.63	28,614.63	516685500	28,400.0	28,510.0	27,645.0	27,665.0	5,762	27,800.0	27,800.0	27,800.0	27,800.0	0	144.69
2022-09-09	28,204.71	28,284.88	28,093.26	28,214.75	740420300	27,925.0	28,250.0	27,895.0	28,240.0	2,925	28,350.0	28,350.0	28,350.0	28,350.0	0	142.69
2022-09-08	27,732.68	28,083.79	27,718.30	28,065.28	751549400	27,730.0	28,120.0	27,715.0	28,100.0	9,003	27,720.0	28,120.0	27,705.0	28,095.0	0	144.12
2022-09-07	27,546.01	27,546.01	27,268.70	27,430.30	693555400	27,570.0	27,745.0	27,265.0								

DATE	N225		DOW		S&P500		OIL		GOLD		香港ハンセン指数	
	Close	7/15=100%	Close	7/15=100%	Close	7/15=100%	Close	7/15=100%	Close	7/15=100%	Close	7/15=100%
2022/12/2	27778	103.69%	34430	110.04%	4071.7	105.40%	79.98	81.96%	1797.56	105.38%	18675.35	92.01%
2022/12/1	28226	105.37%	34395	109.93%	4076.57	105.52%	81.22	83.23%	1802.94	105.69%	18736.44	92.31%
2022/11/30	27969	104.41%	34590	110.55%	4080.11	105.62%	80.55	82.54%	1768.62	103.68%	18597.23	91.62%
2022/11/29	28028	104.63%	33853	108.20%	3957.63	102.45%	78.20	80.13%	1749.80	102.58%	18204.68	89.69%
2022/11/28	28163	105.13%	33849	108.19%	3963.94	102.61%	77.24	79.15%	1741.69	102.10%	17297.94	85.22%
2022/11/25	28283	105.58%	34347	109.78%	4026.12	104.23%	76.28	78.16%	1754.63	102.86%	17573.58	86.58%
2022/11/22	28116	104.95%	34098	108.98%	4003.58	103.63%	80.95	82.95%	1740.12	102.01%	17424.41	85.84%
2022/11/21	27945	104.32%	33700	107.71%	3949.94	102.25%	79.73	81.70%	1737.91	101.88%	17655.91	86.98%
2022/11/18	27900	104.15%	33746	107.85%	3965.34	102.64%	80.08	82.06%	1748.78	102.52%	17992.54	88.64%
2022/11/17	27931	104.26%	33546	107.22%	3946.56	102.16%	81.64	83.66%	1760.28	103.19%	18045.66	88.90%
2022/11/16	28028	104.63%	33554	107.24%	3958.79	102.48%	85.59	87.70%	1773.87	103.99%	18256.48	89.94%
2022/11/15	27990	104.49%	33593	107.37%	3991.73	103.33%	86.92	89.07%	1778.82	104.28%	18343.12	90.37%
2022/11/14	27963	104.39%	33537	107.19%	3957.25	102.44%	85.87	87.99%	1771.31	103.84%	17719.71	86.81%
2022/11/11	28264	105.51%	33748	107.86%	3992.93	103.26%	88.96	91.16%	1767.87	103.64%	17325.66	85.36%
2022/11/10	27446	102.45%	33715	107.76%	3956.37	102.41%	86.47	88.61%	1755.58	102.92%	16801.04	79.23%
2022/11/9	27716	103.46%	32514	103.92%	3748.57	97.03%	85.83	87.95%	1707.04	100.07%	16358.52	80.59%
2022/11/8	27872	104.05%	33161	105.98%	3828.11	99.09%	88.91	91.19%	1712.38	100.39%	16557.31	81.57%
2022/11/7	27528	102.76%	32827	104.92%	3806.0	98.54%	91.79	94.06%	1675.39	98.22%	16595.91	81.76%
2022/11/4	27200	101.54%	32403	103.56%	3770.55	97.60%	92.61	94.90%	1681.40	98.57%	16161.14	79.62%
2022/11/2	27663	103.27%	32148	102.75%	3759.69	97.32%	90.00	92.23%	1634.18	95.80%	15827.17	77.98%
2022/11/1	27679	103.32%	32653	104.36%	3856.1	99.82%	88.37	90.55%	1648.30	96.63%	15455.27	76.14%
2022/10/31	27587	102.98%	32733	104.62%	3871.98	100.23%	86.53	88.67%	1632.26	95.72%	14687.02	72.36%
2022/10/28	27105	101.18%	32862	105.03%	3901.06	100.98%	87.90	90.07%	1645.25	96.45%	14863.06	73.23%
2022/10/27	27345	102.08%	32033	102.38%	3807.3	98.55%	89.08	91.28%	1663.46	97.52%	15427.94	76.01%
2022/10/26	27432	102.40%	31839	101.76%	3830.6	99.16%	87.91	90.08%	1664.84	97.60%	15317.67	75.46%
2022/10/25	27250	101.72%	31837	101.75%	3859.11	99.90%	85.32	87.43%	1653.16	96.91%	15165.59	74.72%
2022/10/24	26975	100.70%	31500	100.68%	3797.34	98.30%	84.58	86.67%	1649.41	96.69%	15180.69	74.79%
2022/10/21	26891	100.38%	31083	99.34%	3752.75	97.14%	85.05	87.15%	1655.18	97.03%	16211.12	79.87%
2022/10/20	27007	100.82%	30334	96.95%	3665.78	94.89%	85.98	88.10%	1628.27	95.45%	16280.22	80.21%
2022/10/19	27257	101.75%	30424	97.24%	3695.16	95.65%	85.55	87.66%	1629.16	95.51%	16511.28	81.35%
2022/10/18	27156	101.37%	30524	97.56%	3719.98	96.29%	82.82	84.87%	1652.09	96.85%	16914.58	83.33%
2022/10/17	26776	99.95%	30186	96.48%	3677.95	95.21%	85.46	87.57%	1650.77	96.77%	16612.90	81.85%
2022/10/14	27091	101.13%	29635	94.72%	3583.07	92.75%	85.61	87.72%	1642.85	96.31%	16587.69	81.72%
2022/10/13	26237	97.94%	30039	96.01%	3669.91	95.00%	89.11	91.31%	1666.27	97.68%	16389.11	80.74%
2022/10/12	26397	98.54%	29211	93.36%	3577.03	92.59%	87.27	89.43%	1673.26	98.09%	16701.03	82.28%
2022/10/11	26401	98.55%	29239	93.45%	3588.84	92.90%	89.35	91.56%	1666.27	97.68%	16622.36	82.93%
2022/10/7	27116	101.22%	29297	93.64%	3639.66	94.21%	92.64	94.93%	1695.53	99.40%	17740.05	87.40%
2022/10/6	27311	101.95%	29927	95.65%	3744.52	96.93%	88.45	90.63%	1712.66	100.40%	18012.15	88.74%
2022/10/5	27121	101.24%	30274	96.76%	3783.28	97.93%	87.76	89.93%	1716.35	100.62%	18087.97	89.11%
2022/10/3	26216	97.86%	29491	94.26%	3678.43	95.22%	83.63	85.49%	1699.70	99.64%	17079.51	84.14%
2022/9/30	25937	96.82%	28736	91.81%	3585.62	92.82%	79.49	81.45%	1661.82	97.42%	17222.83	84.85%
2022/9/29	26422	98.63%	29226	93.41%	3640.47	94.24%	81.23	83.24%	1660.62	97.35%	17165.87	84.57%
2022/9/28	26174	97.71%	29684	94.87%	3719.04	96.27%	82.15	84.18%	1660.02	97.32%	17250.88	84.99%
2022/9/27	26572	99.19%	29135	93.12%	3647.29	94.41%	78.50	80.44%	1629.20	95.51%	17860.31	87.99%
2022/9/26	26322	98.67%	29261	93.52%	3655.04	94.61%	76.71	78.60%	1622.81	95.13%	17855.14	87.97%
2022/9/22	27154	101.36%	30077	96.13%	3757.99	97.28%	83.49	85.55%	1671.35	97.98%	18147.95	89.41%
2022/9/21	27313	101.96%	30184	96.47%	3789.93	98.10%	82.94	84.99%	1673.88	98.13%	18444.62	90.87%
2022/9/20	27688	103.36%	30706	98.14%	3855.93	99.81%	84.45	86.54%	1666.96	97.61%	18781.42	92.53%
2022/9/16	27568	102.91%	30822	98.51%	3873.33	100.26%	85.11	87.21%	1673.19	98.09%	18761.69	92.43%
2022/9/15	27876	104.06%	30962	98.96%	3901.35	100.99%	85.10	87.20%	1664.53	97.58%	18930.38	93.26%
2022/9/14	27819	103.85%	31135	99.51%	3946.01	102.14%	88.48	90.67%	1697.48	99.51%	18847.10	92.85%
2022/9/13	28615	106.82%	31105	99.41%	3932.69	101.80%	87.31	89.47%	1702.56	99.81%	19326.86	95.22%
2022/9/9	28215	105.32%	32152	102.76%	4067.36	105.29%	86.79	88.93%	1715.94	100.59%	19362.25	95.39%
2022/9/8	28065	104.77%	31775	101.55%	4006.18	103.70%	83.54	85.60%	1708.61	100.16%	18854.62	92.89%
2022/9/7	27430	102.40%	31581	100.94%	3979.87	103.02%	81.94	83.96%	1718.46	100.74%	19044.30	93.82%
2022/9/6	27627	103.13%	31145	99.54%	3908.19	101.17%	86.88	89.03%	1701.99	99.78%	19202.73	94.61%
2022/9/2	27651	103.22%	31318	100.10%	3924.26	101.58%	86.87	89.02%	1709.77	100.23%	19452.09	95.83%
2022/9/1	27661	103.26%	31656	101.18%	3966.85	102.68%	86.61	88.75%	1697.69	99.52%	19597.31	96.55%
2022/8/31	28092	104.86%	31510	100.71%	3955	102.38%	89.55	91.76%	1711.15	100.31%	19954.39	98.31%
2022/8/30	28196	105.25%	31791	101.61%	3986.16	103.18%	91.64	93.90%	1724.38	101.09%	19949.03	98.28%
2022/8/29	27879	104.07%	32099	102.59%	4030.61	104.33%	91.01	94.41%	1737.60	101.86%	20023.22	98.65%
2022/8/26	28641	106.92%	32283	103.18%	4057.66	105.03%	93.06	95.36%	1736.90	101.82%	20170.04	99.37%
2022/8/25	28479	106.31%	32392	106.40%	4199.12	108.70%	92.52	94.80%	1758.68	103.10%	19968.38	98.38%
2022/8/24	28313	105.69%	32969	105.37%	4140.77	107.19%	94.89	97.23%	1751.35	102.67%	19268.74	94.93%
2022/8/23	28453	106.21%	32910	105.18%	4126.73	106.87%	93.74	96.05%	1747.97	102.47%	19503.25	96.09%
2022/8/22	28795	107.49%	33064	105.87%	4137.99	107.11%	90.23	92.46%	1736.24	101.78%	19656.98	96.84%
2022/8/19	28920	108.00%	33707	107.73%	4238.48	109.46%	90.77	93.01%	1746.67	102.40%	19773.03	97.42%
2022/8/18	28942	108.04%	33999	108.66%	4283.74	110.89%	90.50	92.73%	1758.47	103.09%	19763.91	97.37%
2022/8/17	29223	109.09%	33980	108.60%	4274.04	110.64%	88.11	90.29%	1762.15	103.30%	19922.45	98.15%
2022/8/16	28869	107.77%	34152	109.15%	4305.2	111.44%	86.53	88.67%	1775.48	104.08%	19830.52	97.70%
2022/8/15	28872	107.78%	33912	108.39%	4297.14	111.23%	89.41	91.62%	1779.55	104.32%	20040.86	98.73%
2022/8/12	28547	106.56%	33761	107.90%	4280.15	110.79%	92.09	94.36%	1801.44	105.61%	20175.62	99.40%
2022/8/10	27819	103.85%	33310	106.46%	4210.24	108.98%	91.93	94.20%	1792.29	105.07%	19610.84	96.62%
2022/8/9	28000	104.52%	32774	104.75%	4122.47	106.71%	90.50	92.73%	1794.44	105.20%	20003.44	98.55%
2022/8/8	28249	105.45%	32833	104.94%	4140.06	107.17%	90.76	93.00%	1789.15	104.89%	20045.77	98.76%
2022/8/5	28176	105.18%	32803	104.84%	4145.19	107.30%	89.01	91.21%	1773.49	103.97%	20201.94	99.53%
2022/8/4	27932	104.27%	32727	104.60%	4151.94	107.48%	88.54	90.73%	1791.25	105.01%	20174.04	99.39%
2022/8/2	27742	103.56%	32813	104.87%	4155.17	107.56%	90.66	92.90%	1765.63	103.51%	19767.09	97.39%
2022/8/1	27595	103.01%	32396	103.54%	4091.19	105.90%	94.42	96.75%	1761.35	103.26%	19689.21	97.00%
2022/7/29	27993	104.50%	32798	104.83%	4118.63	106.61%	93.89	96.21%	1772.24	103.89%	20165.84	99.35%
2022/7/28	27802	103.78%	32845	104.98%	4130.29	106.91%	98.62	101.06%	1761.04	103.24%	20156.51	99.30%
2022/7/27	27815	103.83%	32530	103.97%								

過去5日及び過去4週の4本値と各種ピボット

2022/11/28 ~ 2022/12/02

USD/JPY						Demark										Pivot					Fibonacci Zone																																												
当日のOHLCLから計算される翌日の						TD Range Projection					TD pivot points					StopLoss					Support					Resistance					StopLoss					3-days AVG					Support Zone 2					Support Zone 1					BP					Resistance Zone 1					Resistance Zone 2				
日足	Open	High	Low	Close	値幅/日	引け形態	真の高値	真の安値	予想高値	予想安値	予想高値	予想安値	予想高値	予想安値	LBP	S2	S1	PP	R1	R2	HBOP	3-days AVG	Support Zone 2	Support Zone 1	BP	Resistance Zone 1	Resistance Zone 2																																						
2022/11/28	139.27	139.42	137.50	138.91	192p	陰線引け	-	-	-	-	-	-	-	-	135.88	136.69	137.80	138.61	139.72	140.53	141.64						135.96 ~ 136.69	137.42 ~ 137.65	138.61	139.57 ~ 139.80	140.53 ~ 141.27																																		
2022/11/29	138.91	139.35	137.87	138.68	149p	陰線引け	139.35	137.87	139.02	137.53	139.02	137.53	136.43	137.15	137.91	138.63	139.40	140.12	140.88								136.58 ~ 137.15	137.72 ~ 137.89	138.63	139.38 ~ 139.55	140.12 ~ 140.69																																		
2022/11/30	138.68	139.89	137.66	138.09	224p	陰線引け	139.89	137.66	138.99	136.75	138.99	136.75	134.96	136.31	137.20	138.54	139.43	140.78	141.67			138.60	Bear	135.45 ~ 136.31	137.16 ~ 137.43	138.54	139.66 ~ 139.93	140.78 ~ 141.64																																					
2022/12/01	138.09	138.09	135.21	135.33	287p	陰線引け	138.09	135.21	136.71	133.83	136.71	133.83	131.46	133.34	134.33	136.21	137.21	139.08	140.08			137.80	Bear	132.24 ~ 133.34	134.43 ~ 134.77	136.21	137.65 ~ 137.98	139.08 ~ 140.18																																					
2022/12/02	135.33	135.98	133.64	134.32	235p	陰線引け	135.98	133.64	135.15	132.80	135.15	132.80	130.96	132.30	133.31	134.64	135.65	136.99	138.00			136.47	Bear	131.40 ~ 132.30	133.19 ~ 133.47	134.64	135.82 ~ 136.09	136.99 ~ 137.88																																					
週足	Open	High	Low	Close	値幅/週	引け形態	真の高値	真の安値	予想高値	予想安値	予想高値	予想安値	LBP	S2	S1	PP	R1	R2	HBOP	3-days AVG	Support Zone 2	Support Zone 1	BP	Resistance Zone 1	Resistance Zone 2																																								
2022/11/07 ~ 2022/11/11	146.98	147.56	138.48	138.67	908p	陰線引け	-	-	-	-	-	-	126.50	132.49	135.58	141.57	144.66	150.65	153.75								129.02 ~ 132.49	135.96 ~ 137.03	141.57	146.11 ~ 147.18	150.65 ~ 154.12																																		
2022/11/14 ~ 2022/11/18	139.72	140.80	137.69	140.40	311p	陰線引け	140.80	138.48	141.76	139.44	142.16	139.04	135.34	136.52	138.46	139.63	141.57	142.74	144.68								135.33 ~ 136.52	137.71 ~ 138.07	139.63	141.19 ~ 141.55	142.74 ~ 143.93																																		
2022/11/21 ~ 2022/11/25	140.38	142.25	138.07	139.06	418p	陰線引け	142.25	138.07	140.66	136.48	140.66	136.48	133.16	135.61	137.34	139.79	141.52	143.98	145.70			140.33	Bear	134.02 ~ 135.61	137.21 ~ 137.70	139.79	141.89 ~ 142.38	143.98 ~ 145.57																																					
2022/11/28 ~ 2022/12/02	139.27	139.89	133.64	134.32	626p	陰線引け	139.89	133.64	137.10	130.85	137.10	130.85	125.74	129.69	132.00	135.95	138.26	142.21	144.52			138.46	Bear	127.30 ~ 129.69	132.08 ~ 132.82	135.95	139.08 ~ 139.82	142.21 ~ 144.60																																					

EUR/JPY						Demark										StopLoss					Support					Pivot					Resistance					StopLoss					3-days AVG					Support Zone 2					Support Zone 1					BP					Resistance Zone 1					Resistance Zone 2				
日足	Open	High	Low	Close	値幅/日	引け形態	真の高値	真の安値	予想高値	予想安値	予想高値	予想安値	LBP	S2	S1	PP	R1	R2	HBOP	3-days AVG	Support Zone 2	Support Zone 1	BP	Resistance Zone 1	Resistance Zone 2																																													
2022/11/28	144.55	145.01	143.05	143.67	195p	陰線引け	-	-	-	-	-	-	140.85	141.95	142.81	143.91	144.76	145.86	146.72							141.20 ~ 141.95	142.70 ~ 142.93	143.91	144.88 ~ 145.11	145.86 ~ 146.61																																								
2022/11/29	143.67	144.03	143.02	143.24	101p	陰線引け	144.03	143.02	143.63	142.62	143.63	142.62	141.82	142.42	142.83	143.43	143.84	144.44	144.84								142.04 ~ 142.42	142.81 ~ 142.92	143.43	143.93 ~ 144.05	144.44 ~ 144.82																																							
2022/11/30	143.24	144.85	143.18	143.74	167p	陰線引け	144.85	143.18	145.13	143.46	145.13	143.46	141.32	142.25	143.00	143.92	144.67	145.59	146.34			143.75	Bull	141.61 ~ 142.25	142.89 ~ 143.09	143.92	144.76 ~ 144.95	145.59 ~ 146.23																																										
2022/12/01	143.74	143.76	141.93	142.41	183p	陰線引け	143.76	141.93	143.08	141.25	143.08	141.25	139.81	140.87	141.64	142.70	143.47	144.53	145.30			143.35	Bear	140.17 ~ 140.87	141.57 ~ 141.78	142.70	143.61 ~ 143.83	144.53 ~ 145.23																																										
2022/12/02	142.41	142.48	140.77	141.47	171p	陰線引け	142.48	140.77	141.97	140.27	141.97	140.27	138.96	139.86	140.67	141.52	142.38	143.28	144.09			142.73	Bear	139.21 ~ 139.86	140.52 ~ 140.72	141.52	142.43 ~ 142.63	143.28 ~ 143.93																																										
週足	Open	High	Low	Close	値幅/週	引け形態	真の高値	真の安値	予想高値	予想安値	予想高値	予想安値	LBP	S2	S1	PP	R1	R2	HBOP	3-days AVG	Support Zone 2	Support Zone 1	BP	Resistance Zone 1	Resistance Zone 2																																													
2022/11/07 ~ 2022/11/11	145.87	147.10	142.61	143.64	450p	陰線引け	-	-	-	-	-	-	137.30	139.95	141.79	144.45	146.29	148.95	150.79								138.23 ~ 139.95	141.67 ~ 142.20	144.45	146.70 ~ 147.23	148.95 ~ 150.66																																							
2022/11/14 ~ 2022/11/18	143.80	145.55	143.36	144.94	219p	陰線引け	145.55	142.61	146.72	143.77	146.34	144.15	141.50	142.43	143.69	144.62	145.88	146.81	148.07								141.59 ~ 142.43	143.26 ~ 143.52	144.62	145.71 ~ 145.97	146.81 ~ 147.64																																							
2022/11/21 ~ 2022/11/25	144.94	146.14	143.67	144.75	247p	陰線引け	146.14	143.67	145.45	142.98	145.45	142.98	141.10	142.39	143.57	144.85	146.04	147.32	148.51			144.64	Bull	141.44 ~ 142.39	143.33 ~ 143.62	144.85	146.09 ~ 146.38	147.32 ~ 148.27																																										
2022/11/28 ~ 2022/12/02	144.55	145.01	140.77	141.47	424p	陰線引け	145.01	140.77	143.24	139.00	143.24	139.00	135.59	138.18	139.83	142.42	144.06	146.65	148.30			143.96	Bear	136.56 ~ 138.18	139.80 ~ 140.30	142.42	144.53 ~ 145.03	146.65 ~ 148.27																																										

EUR/USD						Demark										StopLoss					Support					Pivot					Resistance					StopLoss					3-days AVG					Support Zone 2					Support Zone 1					BP					Resistance Zone 1					Resistance Zone 2				
日足	Open	High	Low	Close	値幅/日	引け形態	真の高値	真の安値	予想高値	予想安値	予想高値	予想安値	LBP	S2	S1	PP	R1	R2	HBOP	3-days AVG	Support Zone 2	Support Zone 1	BP	Resistance Zone 1	Resistance Zone 2																																													
2022/11/28	1.0376	1.0497	1.0331	1.0342	166p	陰線引け	-	-	-	-	-	-	1.0117	1.0224	1.0283	1.0390	1.0449	1.0556	1.0615							1.0161 ~ 1.0224	1.0287 ~ 1.0307	1.0390	1.0473 ~ 1.0492	1.0556 ~ 1.0619																																								
2022/11/29	1.0343	1.0394	1.0320	1.0329	74p	陰線引け	1.0394	1.0320	1.0362	1.0287	1.0362	1.0287	1.0227	1.0274	1.0301	1.0348	1.0375	1.0422	1.0449								1.0245 ~ 1.0274	1.0302 ~ 1.0311	1.0348	1.0385 ~ 1.0394	1.0422 ~ 1.0450																																							
2022/11/30	1.0329	1.0429	1.0291	1.0410	137p	陰線引け	1.0429	1.0291	1.0488	1.0350	1.0488	1.0350	1.0187	1.0239	1.0324	1.0377	1.0462	1.0514	1.0599			1.0371	Bull	1.0187 ~ 1.0239	1.0292 ~ 1.0308	1.0377	1.0445 ~ 1.0462	1.0514 ~ 1.0567																																										
2022/12/01	1.0410	1.0532	1.0394	1.0523	138p	陰線引け	1.0532	1.0394	1.0596	1.0458	1.0596	1.0458	1.0296	1.0345	1.0434	1.0483	1.0572	1.0621	1.0710			1.0402	Bull	1.0292 ~ 1.0345	1.0398 ~ 1.0414	1.0483	1.0552 ~ 1.0568	1.0621 ~ 1.0673																																										
2022/12/02	1.0523	1.0545	1.0429	1.0533	116p	陰線引け	1.0545	1.0429	1.0597	1.0481	1.0597	1.0481	1.0343	1.0386	1.0460	1.0502	1.0576	1.0618	1.0692			1.0454	Bull	1.0342 ~ 1.0386	1.0430 ~ 1.0444	1.0502	1.0560 ~ 1.0574	1.0618 ~ 1.0663																																										
週足	Open	High	Low	Close	値幅/週	引け形態	真の高値	真の安値	予想高値	予想安値	予想高値	予想安値	LBP	S2	S1	PP	R1	R2	HBOP	3-days AVG	Support Zone 2	Support Zone 1	BP	Resistance Zone 1	Resistance Zone 2																																													
2022/11/07 ~ 2022/11/11	0.9923	1.0364	0.9918	1.0358	446p	陰線引け	-	-	-	-	-	-	0.9617	0.9768	1.0063	1.0213	1.0509	1.0659	1.0955							0.9597 ~ 0.9768	0.9938 ~ 0.9991	1.0213	1.0436 ~ 1.0489	1.0659 ~ 1.0830																																								
2022/11/14 ~ 2022/11/18	1.0321	1.0479	1.0272	1.0324	207p	陰線引け	1.0479	1.0272	1.0681	1.0121	1.0505	1.0298	1.0031	1.0151	1.0237	1.0358	1.0444	1.0565	1.0651								1.0072 ~ 1.0151	1.0230 ~ 1.0255	1.0358	1.0461 ~ 1.0486	1.0565 ~ 1.0644																																							
2022/11/21 ~ 2022/11/25	1.0325	1.0449	1.0223	1.0410	226p	陰線引け	1.0449	1.0223	1.0542	1.0316	1.0542	1.0316	1.0047	1.0135	1.0272	1.0361	1.0498	1.0586	1.0723			1.0311	Bull	1.0049 ~ 1.0135	1.0221 ~ 1.0248	1.0361	1.0473 ~ 1.0500	1.0586 ~ 1.0672																																										
2022/11/28 ~ 2022/12/02	1.0376	1.0545	1.0291	1.0533	254p	陰線引け	1.0545	1.0291	1.0666	1.0412	1.0666	1.0412	1.0114	1.0203	1.0368	1.0456	1.0622	1.0710	1.0875			1.0392	Bull	1.0106 ~ 1.0203	1.0300 ~ 1.0330	1.0456	1.0583 ~ 1.0613	1.0710 ~ 1.0807																																										

GBP/JPY						Demark										StopLoss					Support					Pivot					Resistance					StopLoss					3-days AVG					Support Zone 2					Support Zone 1					BP					Resistance Zone 1					Resistance Zone 2				
日足	Open	High	Low	Close	値幅/日	引け形態	真の高値	真の安値	予想高値	予想安値																																																												

IMM扱い8通貨/ダウ/日経/金/オイル/主要クロス円の過去5日及び過去5週の4本値

AUDUSD					CADUSD					CHFUSD				
Date	Open	High	Low	Close	Date	Open	High	Low	Close	Date	Open	High	Low	Close
2022/12/02	0.6809	0.6836	0.6744	0.6804	2022/12/02	0.7446	0.7451	0.7397	0.7426	2022/12/02	1.0671	1.0722	1.0594	1.0663
2022/12/01	0.6790	0.6842	0.6783	0.6809	2022/12/01	0.7449	0.7465	0.7423	0.7446	2022/12/01	1.0577	1.0677	1.0570	1.0671
2022/11/30	0.6683	0.6801	0.6671	0.6790	2022/11/30	0.7362	0.7457	0.7356	0.7449	2022/11/30	1.0483	1.0602	1.0474	1.0577
2022/11/29	0.6651	0.6749	0.6641	0.6682	2022/11/29	0.7411	0.7458	0.7328	0.7362	2022/11/29	1.0535	1.0570	1.0476	1.0483
2022/11/28	0.6719	0.6725	0.6642	0.6650	2022/11/28	0.7465	0.7465	0.7405	0.7411	2022/11/28	1.0559	1.0632	1.0529	1.0536

GNYUSD					EURUSD					GBPUSD				
Date	Open	High	Low	Close	Date	Open	High	Low	Close	Date	Open	High	Low	Close
2022/12/02	0.1421	0.1427	0.1416	0.1425	2022/12/02	1.0523	1.0545	1.0429	1.0533	2022/12/02	1.2258	1.2300	1.2135	1.2282
2022/12/01	0.1421	0.1423	0.1410	0.1411	2022/12/01	1.0410	1.0532	1.0394	1.0523	2022/12/01	1.2060	1.2303	1.2060	1.2258
2022/11/30	0.1398	0.1410	0.1397	0.1410	2022/11/30	1.0329	1.0429	1.0291	1.0410	2022/11/30	1.1953	1.2087	1.1901	1.2060
2022/11/29	0.1380	0.1397	0.1380	0.1393	2022/11/29	1.0343	1.0394	1.0320	1.0329	2022/11/29	1.1961	1.2064	1.1946	1.1953
2022/11/28	0.1379	0.1389	0.1378	0.1387	2022/11/28	1.0376	1.0497	1.0331	1.0342	2022/11/28	1.2068	1.2118	1.1941	1.1960

JPYUSD					MXNUSD					NZDUSD				
Date	Open	High	Low	Close	Date	Open	High	Low	Close	Date	Open	High	Low	Close
2022/12/02	0.0074	0.0075	0.0074	0.0074	2022/12/02	0.0522	0.0523	0.0514	0.0516	2022/12/02	0.6369	0.6414	0.6329	0.6405
2022/12/01	0.0072	0.0074	0.0072	0.0074	2022/12/01	0.0519	0.0523	0.0517	0.0522	2022/12/01	0.6295	0.6400	0.6295	0.6369
2022/11/30	0.0072	0.0073	0.0071	0.0072	2022/11/30	0.0520	0.0521	0.0514	0.0519	2022/11/30	0.6197	0.6313	0.6190	0.6295
2022/11/29	0.0072	0.0073	0.0072	0.0072	2022/11/29	0.0518	0.0525	0.0518	0.0520	2022/11/29	0.6162	0.6253	0.6161	0.6197
2022/11/28	0.0072	0.0073	0.0072	0.0072	2022/11/28	0.0518	0.0518	0.0516	0.0518	2022/11/28	0.6218	0.6245	0.6156	0.6162

Nikkei 225 -Japan (NKX)					
Date	Open	High	Low	Close	(ドル建て終値)
2022/12/02	27983.18	27983.18	27664.07	27777.90	206.81
2022/12/01	28273.13	28423.46	28226.08	28226.08	208.57
2022/11/30	27886.67	27971.45	27804.73	27968.99	202.55
2022/11/29	27991.50	28055.91	27900.20	28027.84	202.11
2022/11/28	28221.96	28237.97	28046.33	28162.83	202.74
週4本値	28221.96	28423.46	27664.07	27777.90	206.81

XAUUSD					
Date	Open	High	Low	Close	出来高
2022/12/02	1802.04	1804.52	1778.89	1797.56	0
2022/12/01	1768.69	1803.78	1768.59	1802.94	1374858000
2022/11/30	1749.58	1770.05	1745.51	1768.62	1703844500
2022/11/29	1740.57	1758.94	1739.96	1749.80	1190814400
2022/11/28	1754.08	1763.68	1739.80	1741.69	645815600
週4本値	1754.08	1804.52	1739.80	1797.56	1176664700

Dow Jones Industrial - USA (DJIA)					
Date	Open	High	Low	Close	出来高
2022/12/02	34265.45	34483.21	34039.73	34429.88	290580000
2022/12/01	34533.59	34595.51	34129.35	34395.01	348720000
2022/11/30	33795.43	34589.77	33583.77	34589.77	524440000
2022/11/29	33847.80	33933.91	33662.45	33852.53	279750000
2022/11/28	34275.91	34303.88	33799.35	33849.46	300330000
週4本値	34275.91	34595.51	33583.77	34429.88	

Historical Data by

 Arrangement by
<https://fx.najirane.com>

Crude Light Oil					
Date	Open	High	Low	Close	出来高
2022/12/02	81.47	82.22	79.65	79.98	321432
2022/12/01	80.40	83.34	79.93	81.22	321432
2022/11/30	79.00	81.38	78.40	80.55	287534
2022/11/29	76.54	79.65	76.29	78.20	381869
2022/11/28	75.93	77.84	73.60	77.24	405033
週4本値	75.93	83.34	73.60	79.98	

USDJPY					EURJPY					GBPJPY				
日付	始値	高値	安値	終値	日付	始値	高値	安値	終値	日付	始値	高値	安値	終値
2022/12/02	135.33	135.98	133.64	134.32	2022/12/02	142.41	142.48	140.77	141.47	2022/12/02	165.89	165.98	164.05	164.96
2022/12/01	138.09	138.09	135.21	135.33	2022/12/01	143.74	143.76	141.93	142.41	2022/12/01	166.53	167.21	164.53	165.89
2022/11/30	138.68	139.89	137.66	138.09	2022/11/30	143.24	144.85	143.18	143.74	2022/11/30	165.76	167.39	165.55	166.53
2022/11/29	138.91	139.35	137.87	138.68	2022/11/29	143.67	144.03	143.02	143.24	2022/11/29	166.15	166.67	165.52	165.76
2022/11/28	139.27	139.42	137.50	138.91	2022/11/28	144.55	145.01	143.05	143.67	2022/11/28	168.09	168.21	165.85	166.14

USDJPY Weekly					EURJPY Weekly					GBPJPY Weekly				
日付	始値	高値	安値	終値	日付	始値	高値	安値	終値	日付	始値	高値	安値	終値
2022/12/02	139.27	139.89	133.64	134.32	2022/12/02	144.55	145.01	140.77	141.47	2022/12/02	168.09	168.21	164.05	164.96
2022/11/25	140.38	142.25	138.07	139.06	2022/11/25	144.94	146.14	143.67	144.75	2022/11/25	166.88	169.00	166.10	168.23
2022/11/18	139.72	140.80	137.69	140.40	2022/11/18	143.80	145.55	143.36	144.94	2022/11/18	164.12	167.32	163.69	166.83
2022/11/11	146.98	147.56	138.48	138.67	2022/11/11	145.87	147.10	142.61	143.64	2022/11/11	166.35	169.10	163.10	164.25
2022/11/04	147.72	148.84	145.68	146.66	2022/11/04	147.10	147.76	144.05	146.06	2022/11/04	171.36	172.13	165.11	166.84

先週のIMM取り扱い対ドル8通貨チャート

※ 赤点線は週最高値/青天線は週最低値、BB中心線はSMA21

2022/11/28 ~ 2022/12/02

Chart by OANDA Japan MetaTrader4

