

JAPANESE YEN - CHICAGO MERCANTILE EXCHANGE

Code-097741

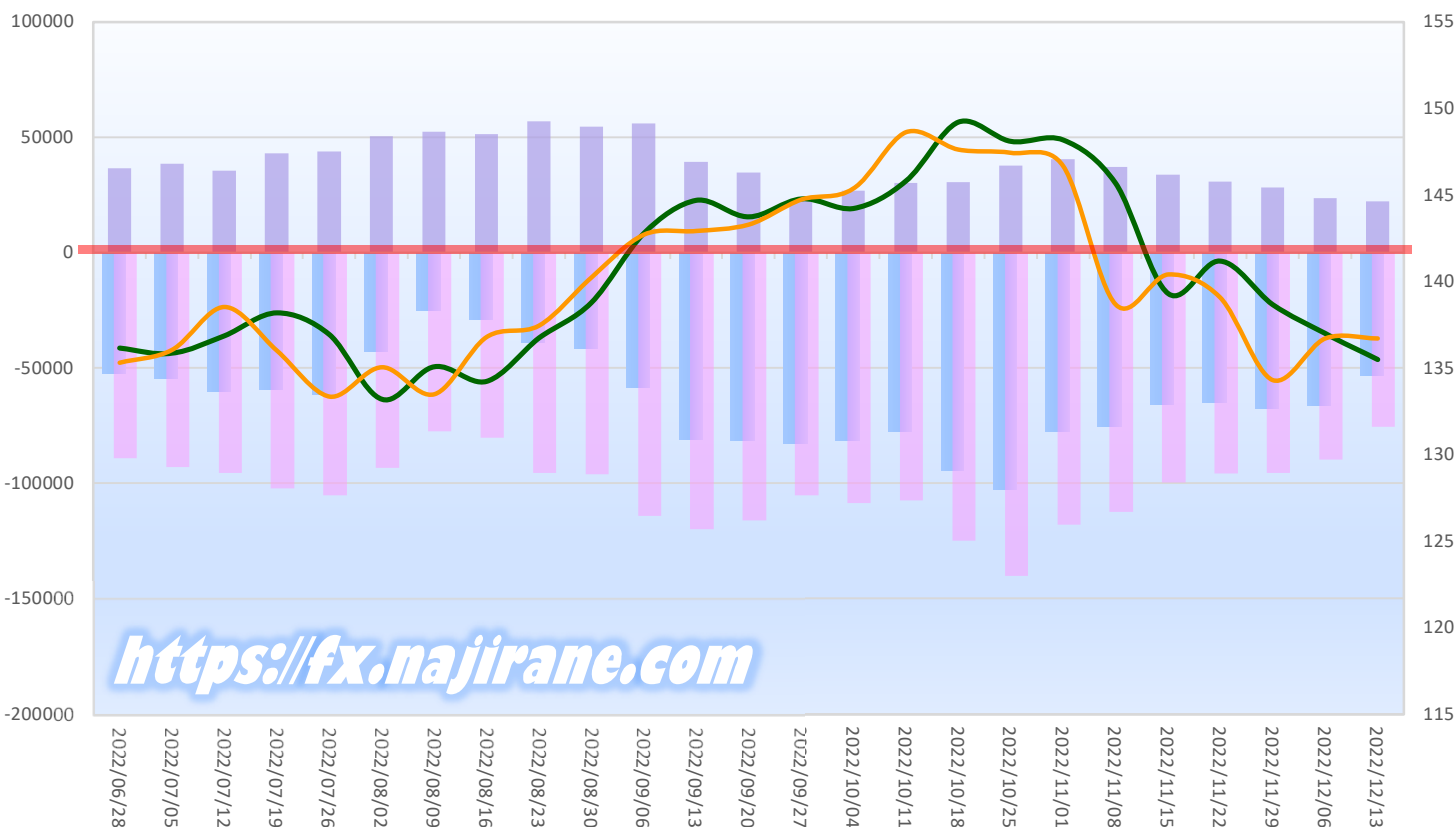
2022/06/21 ~ 2022/12/13

2022/12/16 NYクローズ時公表値

Report_Date	Non Commercial Positions											参考引け値		
	Long	増減	増減(%)	Short	増減	増減(%)	売り越し	増減	増減(%)	売買計	増減	増減(%)	12/13(火)	12/16(金)
2022/12/13	22290	-1299	-5.5%	75478	-14107	-15.7%	53188	-12808	-19.4%	97768	-15406	-13.6%	135.49	136.70
2022/12/06	23589	-4536	-16.1%	89585	-5934	-6.2%	65996	-1398	-2.1%	113174	-10470	-8.5%	137.00	136.70
2022/11/29	28125	-2675	-8.7%	95519	-131	-0.1%	67394	2544	3.9%	123644	-2806	-2.2%	138.68	134.32
2022/11/22	30800	-2997	-8.9%	95650	-3989	-4.0%	64850	-992	-1.5%	126450	-6986	-5.2%	141.20	139.06
2022/11/15	33797	-3404	-9.2%	99639	-12820	-11.4%	65842	-9416	-12.5%	133436	-16224	-10.8%	139.30	140.40
2022/11/08	37201	-3259	-8.1%	112459	-5621	-4.8%	75258	-2362	-3.0%	149660	-8880	-5.6%	145.67	138.67
2022/11/01	40460	2881	7.7%	118080	-22117	-15.8%	77620	-24998	-24.4%	158540	-19236	-10.8%	148.17	146.66
2022/10/25	37579	6996	22.9%	140197	15278	12.2%	102618	8282	8.8%	177776	22274	14.3%	148.09	147.43
2022/10/18	30583	434	1.4%	124919	17377	16.2%	94336	16943	21.9%	155502	17811	12.9%	149.20	147.63
2022/10/11	30149	3187	11.8%	107542	-1043	-1.0%	77393	-4230	-5.2%	137691	2144	1.6%	145.80	148.61
2022/10/04	26962	4256	18.7%	108585	3323	3.2%	81623	-933	-1.1%	135547	7579	5.9%	144.24	145.36
2022/09/27	22706	-12061	-34.7%	105262	-10785	-9.3%	82556	1276	1.6%	127968	-22846	-15.1%	144.79	144.72
2022/09/20	34767	-4556	-11.6%	116047	-3968	-3.3%	81280	588	0.7%	150814	-8524	-5.3%	143.73	143.30
2022/09/13	39323	-16679	-29.8%	120015	5824	5.1%	80692	22503	38.7%	159338	-10855	-6.4%	144.69	142.91
2022/09/06	56002	1489	2.7%	114191	18147	18.9%	58189	16658	40.1%	170193	19636	13.0%	142.78	142.69
2022/08/30	54513	-2221	-3.9%	96044	503	0.5%	41531	2724	7.0%	150557	-1718	-1.1%	138.78	140.24
2022/08/23	56734	5426	10.6%	95541	15342	19.1%	38807	9916	34.3%	152275	20768	15.8%	136.74	137.46
2022/08/16	51308	-1025	-2.0%	80199	2834	3.7%	28891	3859	15.4%	131507	1809	1.4%	134.24	136.79
2022/08/09	52333	1900	3.8%	77365	-15821	-17.0%	25032	-17721	-41.4%	129698	-13921	-9.7%	135.10	133.49
2022/08/02	50433	6621	15.1%	93186	-12107	-11.5%	42753	-18728	-30.5%	143619	-5486	-3.7%	133.18	135.05
2022/07/26	43812	932	2.2%	105293	3188	3.1%	61481	2256	3.8%	149105	4120	2.8%	136.92	133.36
2022/07/19	42880	7347	20.7%	102105	6574	6.9%	59225	-773	-1.3%	144985	13921	10.6%	138.18	135.99
2022/07/12	35533	-3127	-8.1%	95531	2426	2.6%	59998	5553	10.2%	131064	-701	-0.5%	136.87	138.53
2022/07/05	38660	2198	6.0%	93105	4073	4.6%	54445	1875	3.6%	131765	6271	5.0%	135.84	136.06
2022/06/28	36462	598	1.7%	89032	-5286	-5.6%	52570	-5884	-10.1%	125494	-4688	-3.6%	136.14	135.30
2022/06/21	35864			94318			58454			130182			136.67	135.20

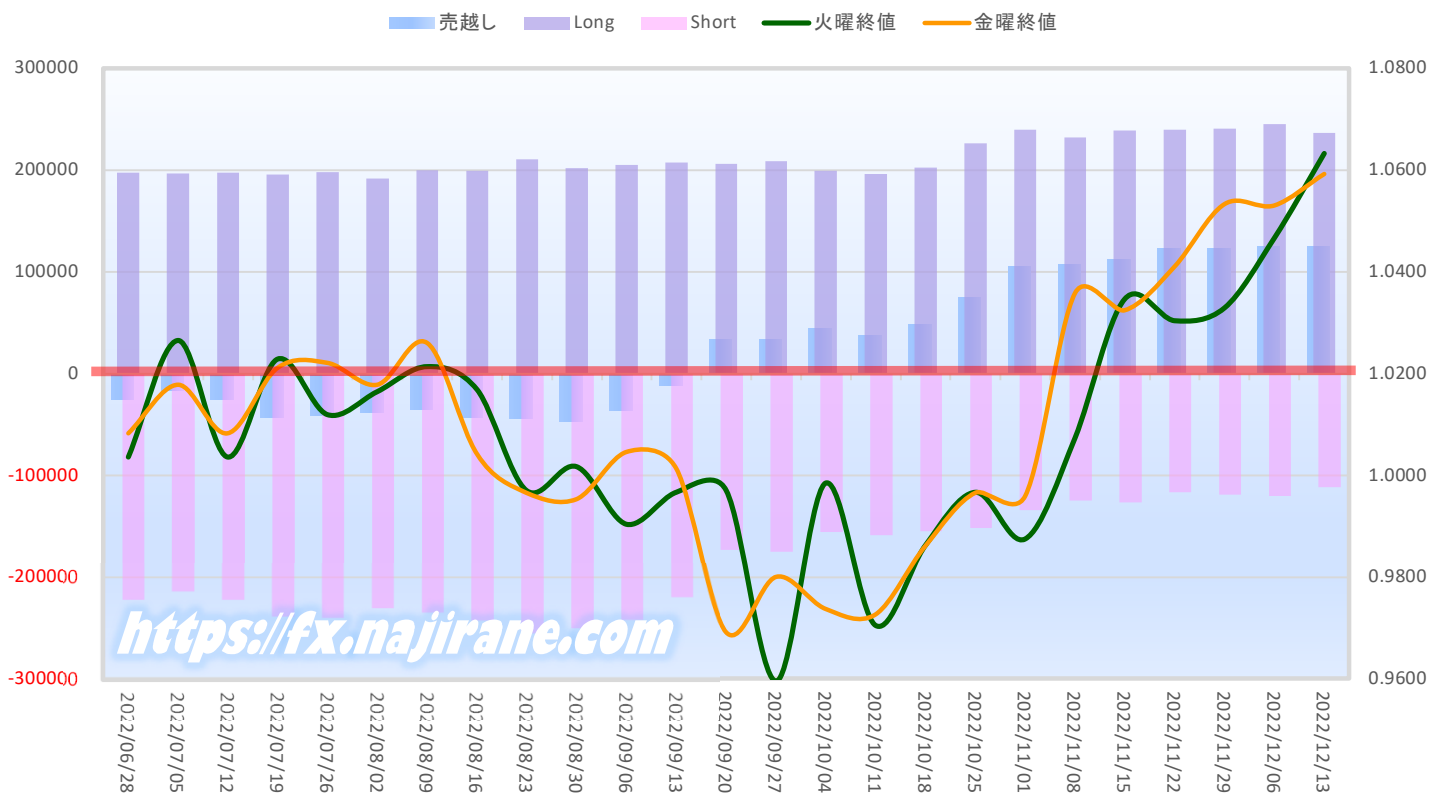
JAPANESE YEN - CHICAGO MERCANTILE EXCHANGE
FUTURES ONLY POSITIONS

売越し Long Short 火曜終値 金曜終値



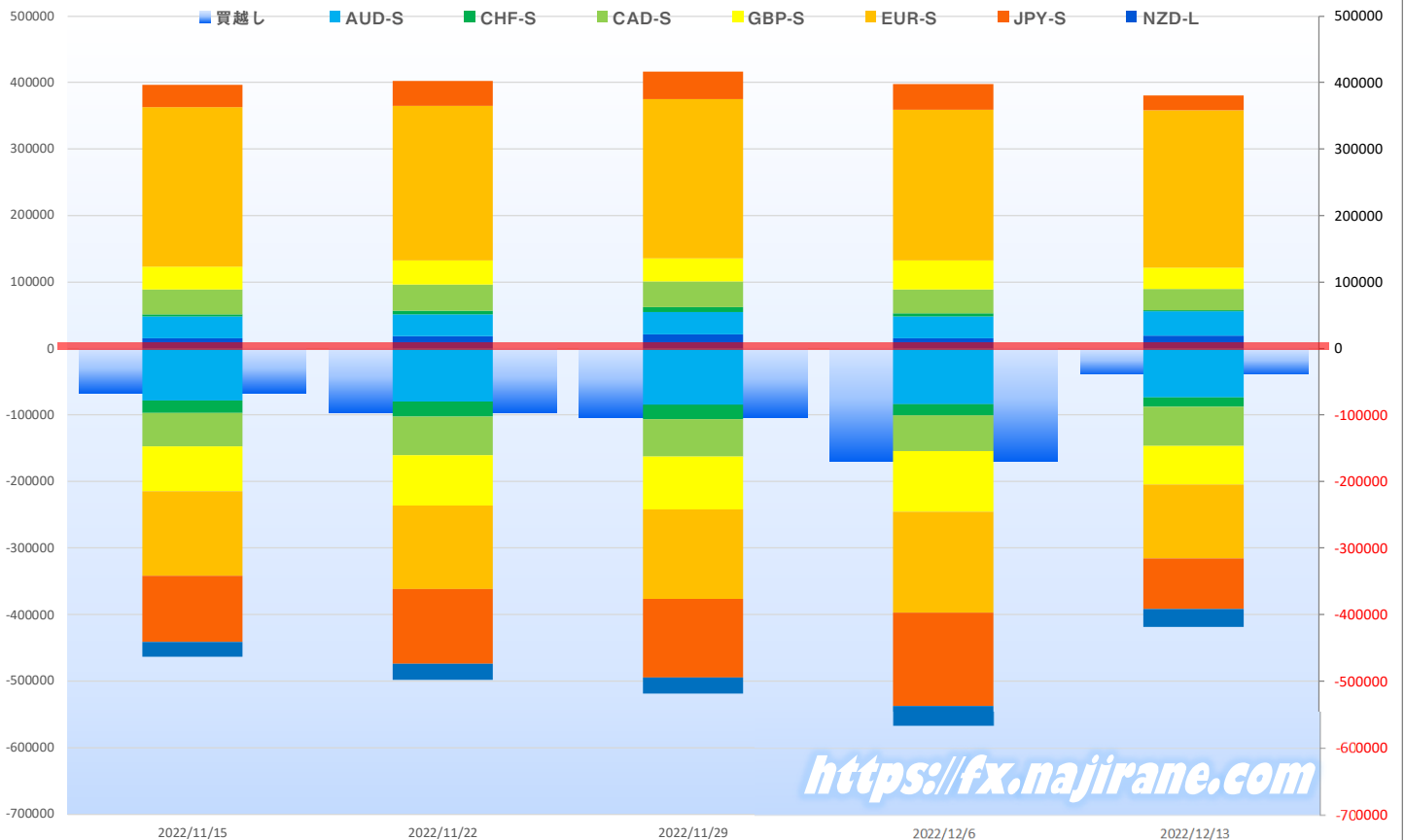
EURO FX - CHICAGO MERCANTILE EXCHANGE													Code-099741	
2022/06/21 ~ 2022/12/13													2022/12/16 NYクロス時公表値	
Report_Date	Non Commercial Positions											参考引け値		
	Long	増減		Short	増減		売越し	増減		売買計	増減		12/13(火)	12/16(金)
2022/12/13	236415	-8648	-3.5%	111700	-8480	-7.1%	-124715	-168	-0.1%	348115	-17128	-4.7%	1.0633	1.0593
2022/12/06	245063	3941	1.6%	120180	1305	1.1%	-124883	2636	2.2%	365243	5246	1.5%	1.0466	1.0531
2022/11/29	241122	1524	0.6%	118875	2389	2.1%	-122247	-865	-0.7%	359997	3913	1.1%	1.0329	1.0533
2022/11/22	239598	229	0.1%	116486	-10217	-8.1%	-123112	10446	9.3%	356084	-9988	-2.7%	1.0305	1.0410
2022/11/15	239369	7052	3.0%	126703	1985	1.6%	-112666	5067	4.7%	366072	9037	2.5%	1.0346	1.0324
2022/11/08	232317	-7453	-3.1%	124718	-9262	-6.9%	-107599	1809	1.7%	357035	-16715	-4.5%	1.0074	1.0358
2022/11/01	239770	13036	5.7%	133980	-17845	-11.8%	-105790	30881	41.2%	373750	-4809	-1.3%	0.9874	0.9959
2022/10/25	226734	24031	11.9%	151825	-2728	-1.8%	-74909	26759	55.6%	378559	21303	6.0%	0.9967	0.9966
2022/10/18	202703	6567	3.3%	154553	-4084	-2.6%	-48150	10651	28.4%	357256	2483	0.7%	0.9863	0.9862
2022/10/11	196136	-3255	-1.6%	158637	2928	1.9%	-37499	-6183	-14.2%	354773	-327	-0.1%	0.9705	0.9727
2022/10/04	199391	-9345	-4.5%	155709	-19230	-11.0%	-43682	9885	29.2%	355100	-28575	-7.4%	0.9984	0.9738
2022/09/27	208736	2172	1.1%	174939	1824	1.1%	-33797	348	1.0%	383675	3996	1.1%	0.9596	0.9800
2022/09/20	206564	-1214	-0.6%	173115	-46500	-21.2%	-33449	-45286	-382.6%	379679	-47714	###	0.9971	0.9692
2022/09/13	207778	2501	1.2%	219615	-22011	-9.1%	11837	-24512	-67.4%	427393	-19510	-4.4%	0.9967	1.0013
2022/09/06	205277	3019	1.5%	241626	-8308	-3.3%	36349	-11327	-23.8%	446903	-5289	-1.2%	0.9904	1.0046
2022/08/30	202258	-8567	-4.1%	249934	-5000	-2.0%	47676	3567	8.1%	452192	-13567	-2.9%	1.0017	0.9954
2022/08/23	210825	11599	5.8%	254934	12924	5.3%	44109	1325	3.1%	465759	24523	5.6%	0.9970	0.9966
2022/08/16	199226	-862	-0.4%	242010	7386	3.1%	42784	8248	23.9%	441236	6524	1.5%	1.0168	1.0041
2022/08/09	200088	8396	4.4%	234624	4121	1.8%	34536	-4275	-11.0%	434712	12517	3.0%	1.0214	1.0261
2022/08/02	191692	-6349	-3.2%	230503	-9122	-3.8%	38811	-2773	-6.7%	422195	-15471	-3.5%	1.0165	1.0178
2022/07/26	198041	2166	1.1%	239625	1005	0.4%	41584	-1161	-2.7%	437666	3171	0.7%	1.0119	1.0221
2022/07/19	195875	-1365	-0.7%	238620	16136	7.3%	42745	17501	69.3%	434495	14771	3.5%	1.0228	1.0212
2022/07/12	197240	102	0.1%	222484	8494	4.0%	25244	8392	49.8%	419724	8596	2.1%	1.0036	1.0082
2022/07/05	197138	7724	4.1%	213990	13980	7.0%	16852	6256	59.0%	411128	21704	5.6%	1.0266	1.0178
2022/06/28	189414	-6140	-3.1%	200010	-11149	-5.3%	10596	-5009	-32.1%	389424	-17289	-4.3%	1.0522	1.0429
2022/06/21	195554			211159			15605			406713			1.0536	1.0559

EURO FX - CHICAGO MERCANTILE EXCHANGE FUTURES ONLY POSITIONS



	2022/11/15			2022/11/22			2022/11/29			2022/12/06			2022/12/13		
	Long	Short	売り越し	Long	Short	売り越し	Long	Short	売り越し	Long	Short	売り越し	Long	Short	売り越し
JPY	33797	99639	65842	30800	95650	64850	28125	95519	67394	23589	89585	65996	22290	75478	53188
	前週比 枚数増減 (枚)			-2997	-3989	-992	-2675	-131	2544	-4536	-5934	-1398	-1299	-14107	-12808
	前週比 枚数増減 (%)			-8.9%	-4.0%	-1.5%	-8.7%	-0.1%	3.9%	-16.1%	-6.2%	-2.1%	-5.5%	-15.7%	-19.4%
EUR	239369	126703	-112666	239598	116486	-123112	241122	118875	-122247	245063	120180	-124883	236415	111700	-124715
	前週比 枚数増減 (枚)			229	-10217	10446	1524	2389	-865	3941	1305	2636	-8648	-8480	-168
	前週比 枚数増減 (%)			0.1%	-8.1%	9.3%	0.6%	2.1%	-0.7%	1.6%	1.1%	2.2%	-3.5%	-7.1%	-0.1%
GBP	34699	67533	32834	30917	66859	35942	26000	62584	36584	28539	56732	28193	32008	57747	25739
	前週比 枚数増減 (枚)			-3782	-674	3108	-4917	-4275	642	2539	-5852	-8391	3469	1015	-2454
	前週比 枚数増減 (%)			-10.9%	-1.0%	9.5%	-15.9%	-6.4%	1.8%	9.8%	-9.4%	-22.9%	12.2%	1.8%	-8.7%
AUD	33214	77963	44749	32825	75611	42786	35045	79675	44630	36334	76897	40563	35825	73662	37837
	前週比 枚数増減 (枚)			-389	-2352	-1963	2220	4064	1844	1289	-2778	-4067	-509	-3235	-2726
	前週比 枚数増減 (%)			-1.2%	-3.0%	-4.4%	6.8%	5.4%	4.3%	3.7%	-3.5%	-9.1%	-1.4%	-4.2%	-6.7%
CAD	37456	50376	12920	36733	48405	11672	35123	51239	16116	30717	52807	22090	31720	58968	27248
	前週比 枚数増減 (枚)			-723	-1971	-1248	-1610	2834	4444	-4406	1568	5974	1003	6161	5158
	前週比 枚数増減 (%)			-1.9%	-3.9%	-9.7%	-4.4%	5.9%	38.1%	-12.5%	3.1%	37.1%	3.3%	11.7%	23.3%
CHF	2271	19098	16827	1910	16386	14476	1488	15735	14247	1343	13573	12230	2081	13892	11811
	前週比 枚数増減 (枚)			-361	-2712	-2351	-422	-651	-229	-145	-2162	-2017	738	319	-419
	前週比 枚数増減 (%)			-15.9%	-14.2%	-14.0%	-22.1%	-4.0%	-1.6%	-9.7%	-13.7%	-14.2%	55.0%	2.4%	-3.4%
NZD	15285	21913	6628	15536	19820	4284	18855	23909	5054	16302	22800	6498	19700	27206	7506
	前週比 枚数増減 (枚)			251	-2093	-2344	3319	4089	770	-2553	-1109	1444	3398	4406	1008
	前週比 枚数増減 (%)			1.6%	-9.6%	-35.4%	21.4%	20.6%	18.0%	-13.5%	-4.6%	28.6%	20.8%	19.3%	15.5%
MXN	197700	129849	-67851	188446	125127	-63319	199744	133658	-66086	177555	129603	-47952	168481	124117	-44364
	前週比 枚数増減 (枚)			-9254	-4722	-4532	11298	8531	2767	-22189	-4055	-18134	-9074	-5486	-3588
	前週比 枚数増減 (%)			-4.7%	-3.6%	-6.7%	6.0%	6.8%	4.4%	-11.1%	-3.0%	-27.4%	-5.1%	-4.2%	-7.5%
Total All 8	593791	593074	-717	576765	564344	-12421	585502	581194	-4308	559442	562177	2735	548520	542770	-5750
	前週比 枚数増減 (枚)			-17026	-28730	11704	8737	16850	-8113	-26060	-19017	7043	-10922	-19407	8485
	前週比 枚数増減 (%)			-2.9%	-4.8%	1632.4%	1.5%	3.0%	-65.3%	-4.5%	-3.3%	163.5%	-2.0%	-3.5%	310.2%
Total 7 (MXN除く)	396091	463225	67134	388319	439217	50898	385758	447536	61778	381887	432574	50687	380039	418653	38614
	前週比 枚数増減 (枚)			-7772	-24008	-16236	-2561	8319	10880	-3871	-14962	-11091	-1848	-13921	-12073
	前週比 枚数増減 (%)			-2.0%	-5.2%	-24.2%	-0.7%	1.9%	21.4%	-1.0%	-3.3%	-18.0%	-0.5%	-3.2%	-23.8%

直近5週 CFTC IMM主要7通貨の売買構成



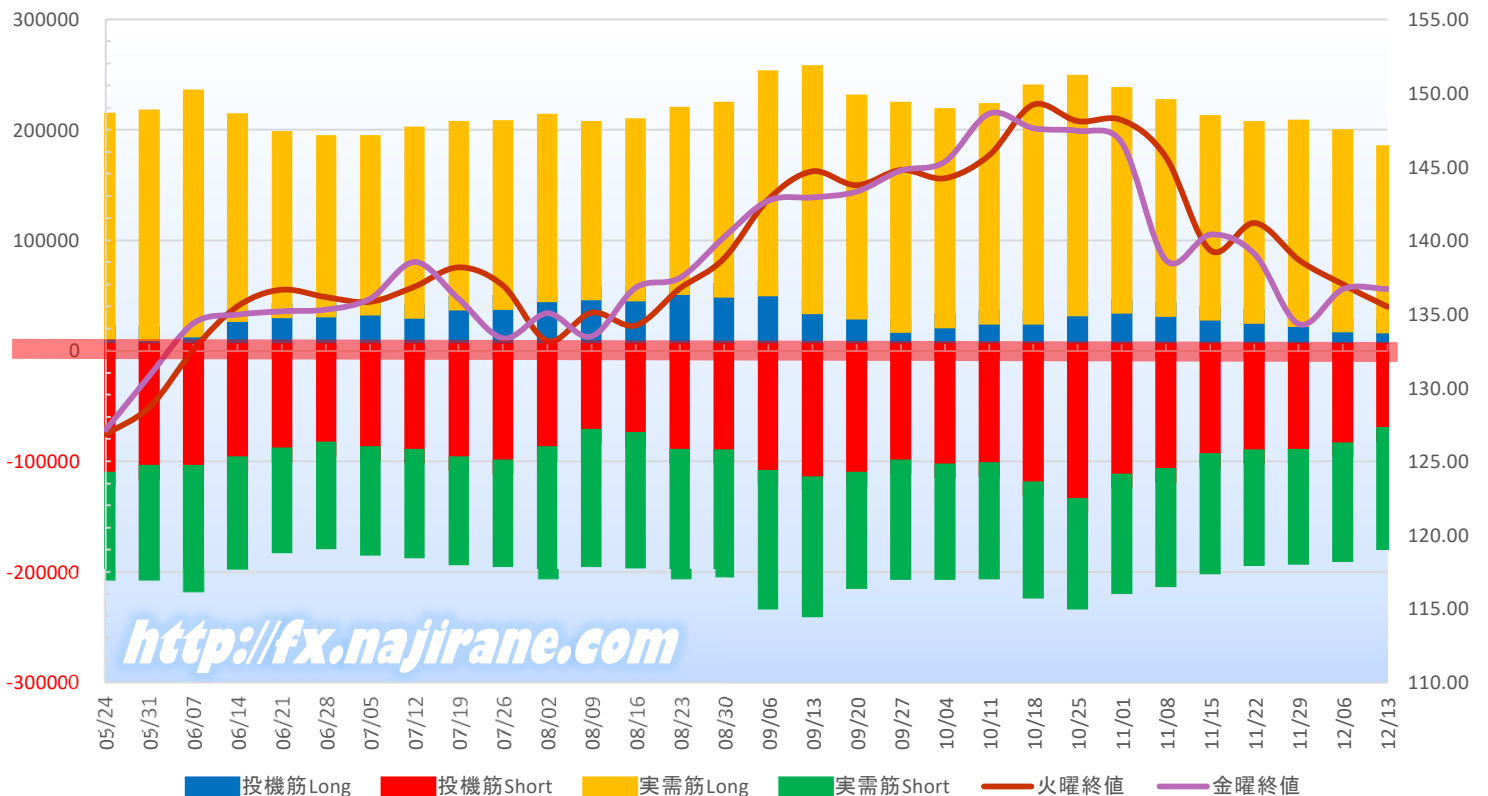
<https://fx.najirane.com>

**JAPANESE YEN - CHICAGO MERCANTILE EXCHANGE
FUTURES ONLY POSITIONS**

**Code-097741
2022/12/16 公表値**

Date	投機筋集計				実需筋集計				投機筋+実需筋合計				ドル円終値	
	円買い	円売り	売り越し	売買計	円買い	円売り	売り越し	売買計	円買い	円売り	売り越し	売買計	火曜締め	金曜締め
2022/12/13	22290	75478	53188	97768	157021	97992	-59029	255013	179311	173470	-5841	352781	135.49	136.70
2022/12/06	23589	89585	65996	113174	169918	94716	-75202	264634	193507	184301	-9206	377808	137.00	136.70
2022/11/29	28125	95519	67394	123644	173959	91290	-82669	265249	202084	186809	-15275	388893	138.68	134.32
2022/11/22	30800	95650	64850	126450	170350	92244	-78106	262594	201150	187894	-13256	389044	141.20	139.06
2022/11/15	33797	99639	65842	133436	172905	95692	-77213	268597	206702	195331	-11371	402033	139.30	140.40
2022/11/08	37201	112459	75258	149660	183539	94559	-88980	278098	220740	207018	-13722	427758	145.67	138.67
2022/11/01	40460	118080	77620	158540	191221	95447	-95774	286668	231681	213527	-18154	445208	148.17	146.66
2022/10/25	37579	140197	102618	177776	205120	87038	-118082	292158	242699	227235	-15464	469934	148.09	147.43
2022/10/18	30583	124919	94336	155502	203508	92667	-110841	296175	234091	217586	-16505	451677	149.20	147.63
2022/10/11	30149	107542	77393	137691	187119	92670	-94449	279789	217268	200212	-17056	417480	145.80	148.61
2022/10/04	26962	108585	81623	135547	185691	92367	-93324	278058	212653	200952	-11701	413605	144.24	145.36
2022/09/27	22706	105262	82556	127968	195930	95297	-100633	291227	218636	200559	-18077	419195	144.79	144.72
2022/09/20	34767	116047	81280	150814	190267	92754	-97513	283021	225034	208801	-16233	433835	143.73	143.30
2022/09/13	39323	120015	80692	159338	212375	114076	-98299	326451	251698	234091	-17607	485789	144.69	142.91
2022/09/06	56002	114191	58189	170193	191138	113469	-77669	304607	247140	227660	-19480	474800	142.78	142.69
2022/08/30	54513	96044	41531	150557	163991	102704	-61287	266695	218504	198748	-19756	417252	138.78	140.24
2022/08/23	56734	95541	38807	152275	156987	104523	-52464	261510	213721	200064	-13657	413785	136.74	137.46
2022/08/16	51308	80199	28891	131507	152209	110230	-41979	262439	203517	190429	-13088	393946	134.24	136.79
2022/08/09	52333	77365	25032	129698	148628	111634	-36994	260262	200961	188999	-11962	389960	135.10	133.49
2022/08/02	50433	93186	42753	143619	157333	107079	-50254	264412	207766	200265	-7501	408031	133.18	135.05
2022/07/26	43812	105293	61481	149105	157963	84190	-73773	242153	201775	189483	-12292	391258	136.92	133.36
2022/07/19	42880	102105	59225	144985	158427	85345	-73082	243772	201307	187450	-13857	388757	138.18	135.99
2022/07/12	35533	95531	59998	131064	160589	85522	-75067	246111	196122	181053	-15069	377175	136.87	138.53
2022/07/05	38660	93105	54445	131765	149702	85639	-64063	235341	188362	178744	-9618	367106	135.84	136.06
2022/06/28	36462	89032	52570	125494	152071	84176	-67895	236247	188533	173208	-15325	361741	136.14	135.30
2022/06/21	35864	94318	58454	130182	156248	81899	-74349	238147	192112	176217	-15895	368329	136.67	135.20
2022/06/14	32441	102196	69755	134637	175789	89346	-86443	265135	208230	191542	-16688	399772	135.57	134.98
2022/06/07	18466	110112	91646	128578	210889	101780	-109109	312669	229355	211892	-17463	441247	132.64	134.38
2022/05/31	15201	109640	94439	124841	196584	91535	-105049	288119	211785	201175	-10610	412960	128.70	130.85
2022/05/24	16567	116011	99444	132578	192215	85516	-106699	277731	208782	201527	-7255	410309	126.85	127.13

**JAPANESE YEN - CHICAGO MERCANTILE EXCHANGE
FUTURES ONLY POSITIONS Cord-097741**

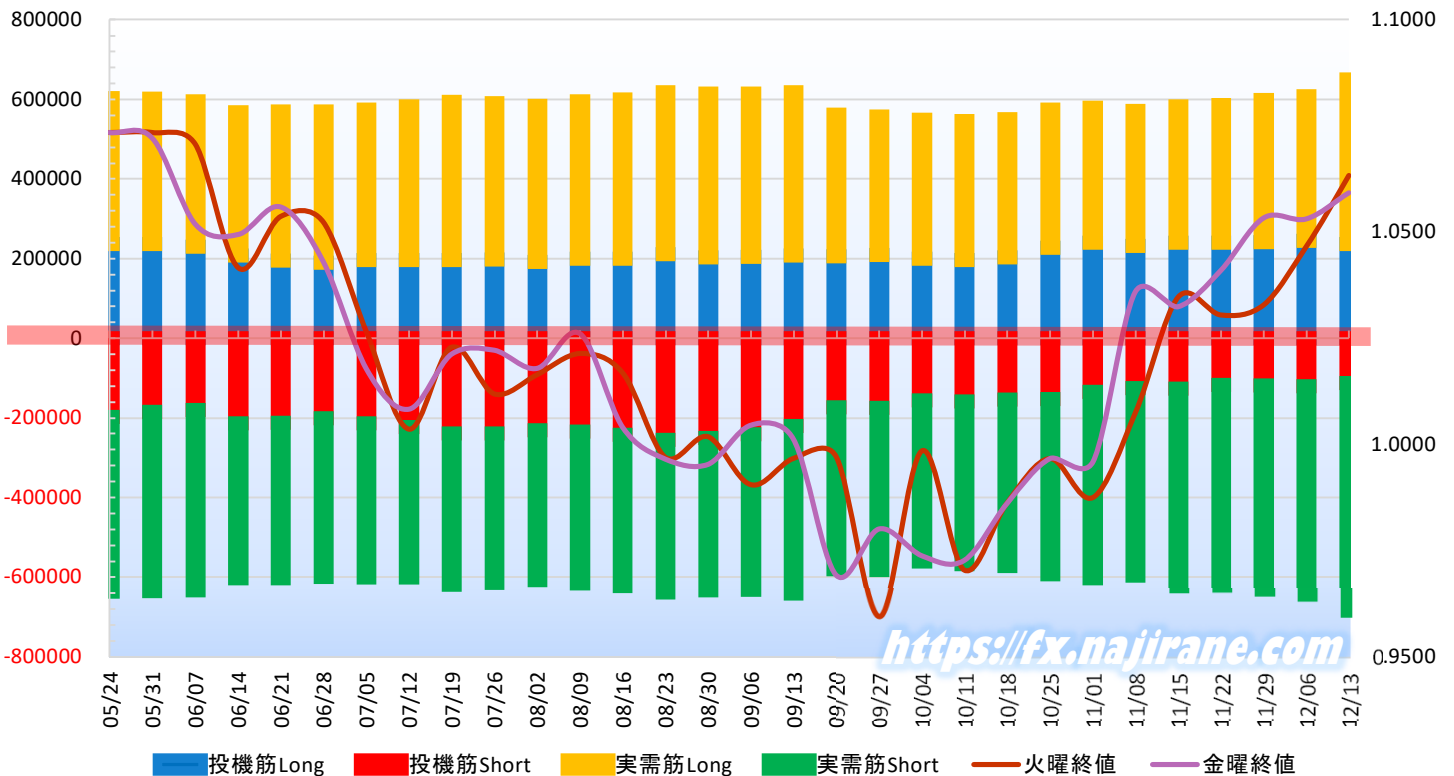


**EURO FX - CHICAGO MERCANTILE EXCHANGE
FUTURES ONLY POSITIONS**

**Code-099741
2022/12/16 公表値**

Date	投機筋集計				実需筋集計				投機筋+実需筋合計				ユーロドル終値	
	EUR買い	EUR売り	売り越し	売買計	EUR買い	EUR売り	売り越し	売買計	EUR買い	EUR売り	売り越し	売買計	火曜締め	金曜締め
2022/12/13	236415	111700	-124715	348115	414090	571467	157377	98557	650505	683167	32662	#####	1.0633	1.0593
2022/12/06	245063	120180	-124883	365243	363169	523174	160005	886343	608232	643354	35122	#####	1.0466	1.0531
2022/11/29	241122	118875	-122247	359997	356905	511490	154585	868395	598027	630365	32338	#####	1.0329	1.0533
2022/11/22	239598	116486	-123112	356084	345848	503792	157944	849640	585446	620278	34832	#####	1.0305	1.0410
2022/11/15	239369	126703	-112666	366072	343388	494961	151573	838349	582757	621664	38907	#####	1.0346	1.0324
2022/11/08	232317	124718	-107599	357035	339218	470981	131763	810199	571535	595699	24164	#####	1.0074	1.0358
2022/11/01	239770	133980	-105790	373750	339364	468183	128819	807547	579134	602163	23029	#####	0.9874	0.9959
2022/10/25	226734	151825	-74909	378559	346949	440781	93832	787730	573683	592606	18923	#####	0.9967	0.9966
2022/10/18	202703	154553	-48150	357256	347078	417655	70577	764733	549781	572208	22427	#####	0.9863	0.9862
2022/10/11	196136	158637	-37499	354773	349091	409252	60161	758343	545227	567889	22662	#####	0.9705	0.9727
2022/10/04	199391	155709	-43682	355100	348817	405665	56848	754482	548208	561374	13166	#####	0.9984	0.9738
2022/09/27	208736	174939	-33797	383675	348374	406814	58440	755188	557110	581753	24643	#####	0.9596	0.9800
2022/09/20	206564	173115	-33449	379679	354891	407201	52310	762092	561455	580316	18861	#####	0.9971	0.9692
2022/09/13	207778	219615	11837	427393	410364	421787	11423	832151	618142	641402	23260	#####	0.9967	1.0013
2022/09/06	205277	241626	36349	446903	409460	389850	-19610	799310	614737	631476	16739	#####	0.9904	1.0046
2022/08/30	202258	249934	47676	452192	411684	382824	-28860	794508	613942	632758	18816	#####	1.0017	0.9954
2022/08/23	210825	254934	44109	465759	406701	382394	-24307	789095	617526	637328	19802	#####	0.9970	0.9966
2022/08/16	199226	242010	42784	441236	400458	379542	-20916	780000	599684	621552	21868	#####	1.0168	1.0041
2022/08/09	200088	234624	34536	434712	394543	380141	-14402	774684	594631	614765	20134	#####	1.0214	1.0261
2022/08/02	191692	230503	38811	422195	391841	376321	-15520	768162	583533	606824	23291	#####	1.0165	1.0178
2022/07/26	198041	239625	41584	437666	393062	374406	-18656	767468	591103	614031	22928	#####	1.0119	1.0221
2022/07/19	195875	238620	42745	434495	397991	380561	-17430	778552	593866	619181	25315	#####	1.0228	1.0212
2022/07/12	197240	222484	25244	419724	385039	379279	-5760	764318	582279	601763	19484	#####	1.0036	1.0082
2022/07/05	197138	213990	16852	411128	377654	386290	8636	763944	574792	600280	25488	#####	1.0266	1.0178
2022/06/28	189414	200010	10596	389424	380084	399896	19812	779980	569498	599906	30408	#####	1.0522	1.0429
2022/06/21	195554	211159	15605	406713	373695	391877	18182	765572	569249	603036	33787	#####	1.0536	1.0559
2022/06/14	206986	213004	6018	419990	361159	389654	28495	750813	568145	602658	34513	#####	1.0416	1.0494
2022/06/07	230248	179705	-50543	409953	365628	453817	88189	819445	595876	633522	37646	#####	1.0706	1.0519
2022/05/31	236553	184281	-52272	420834	365434	450620	85186	816054	601987	634901	32914	#####	1.0733	1.0721
2022/05/24	237072	198142	-38930	435214	366345	438945	72600	805290	603417	637087	33670	#####	1.0733	1.0734

**EURO FX - CHICAGO MERCANTILE EXCHANGE
FUTURES ONLY POSITIONS Code-099741**



<https://fx.najirane.com>

Bitcoin/USD 及び CME Futures (当月及び限月別)

※取引単位=5ビットコイン
(CME CFビットコイン参考基準レート=BRRを対象)

Bitcoin/USD							CME Futures 2022/11		CME Futures 2022/12		CME Futures 2023/01		CME Futures 2023/02		CME Futures 2023/03	
Date	Open	High	Low	Close			Close	Volume	Close	Volume	Close	Volume	Close	Volume	Close	Volume
2022/10/9	19417	19543	19349	19446			0	0	0	0	0	0	0	0	0	0
2022/10/10	19446	19515	19103	19141			19155	57	19185	5	19230	0	19270	0	0	0
2022/10/11	19139	19242	18926	19051			18925	53	18955	10	18995	0	19100	0	0	0
2022/10/12	19053	19203	19030	19157			19100	17	19125	3	19165	1	19280	0	0	0
2022/10/13	19157	19453	18320	19383			19325	209	19350	19	19395	1	19415	0	0	0
2022/10/14	19383	19889	19115	19186			19105	135	19135	2	19180	1	19230	0	0	0
2022/10/15	19185	19213	19019	19068			0	0	0	0	0	0	0	0	0	0
2022/10/16	19069	19390	19069	19268			0	0	0	0	0	0	0	0	0	0
2022/10/17	19269	19636	19173	19551			19490	21	19520	0	19560	1	19645	0	0	0
2022/10/18	19550	19667	19145	19334			19175	30	19205	3	19235	1	19260	0	0	0
2022/10/19	19335	19348	19128	19140			19200	41	19215	14	19255	1	19350	0	0	0
2022/10/20	19138	19315	18971	19054			19015	28	19045	2	19070	0	19090	0	0	0
2022/10/21	19053	19237	18771	19172			19155	42	19185	7	19215	1	19240	0	0	0
2022/10/22	19172	19248	19132	19208			0	0	0	0	0	0	0	0	0	0
2022/10/23	19208	19647	19124	19567			0	0	0	0	0	0	0	0	0	0
2022/10/24	19568	19589	19206	19346			19315	133	19340	7	19375	2	19415	0	0	0
2022/10/25	19345	20348	19261	20096			20295	654	20315	11	20355	0	20455	0	0	0
2022/10/26	20092	20938	20076	20770			20820	2719	20830	93	20845	0	20870	0	0	0
2022/10/27	20773	20854	20255	20286			20755	2161	20765	127	20760	10	20775	1	20800	0
2022/10/28	20288	20725	20086	20595			20685	578	20705	46	20740	0	20825	0	20910	0
2022/10/29	20595	20988	20566	20818			0	0	0	0	0	0	0	0	0	0
2022/10/30	20818	20917	20547	20636			0	0	0	0	0	0	0	0	0	0
2022/10/31	20634	20795	20287	20496			20365	443	20385	46	20415	3	20460	0	20560	0
2022/11/1	20495	20647	20360	20485			20465	230	20480	5	20505	4	20545	0	20645	0
2022/11/2	20483	20743	20087	20160			20255	657	20270	21	20295	2	20350	0	20450	0
2022/11/3	20163	20382	20086	20210			20270	475	20285	10	20310	1	20350	0	20450	0
2022/11/4	20209	21210	20188	21147			21135	984	21150	45	21165	4	21215	0	21315	0
2022/11/5	21145	21447	21098	21283			0	0	0	0	0	0	0	0	0	0
2022/11/6	21285	21345	20920	20926			0	0	0	0	0	0	0	0	0	0
2022/11/7	20925	21053	20490	20603			20850	681	20865	20	20890	5	20960	2	21060	0
2022/11/8	20601	20665	17604	18541			18075	3384	18090	222	18115	47	18205	4	18305	0
2022/11/9	18544	18590	15683	15881			15595	2681	15605	247	15625	96	15720	30	15815	0
2022/11/10	15883	18054	15834	17587			17685	1933	17655	228	17660	68	17730	17	17825	0
2022/11/11	17583	17651	16543	17034			15795	1296	15770	80	15755	23	15825	0	15920	1
2022/11/12	17037	17067	16652	16799			0	0	0	0	0	0	0	0	0	0
2022/11/13	16800	16921	16321	16353			0	0	0	0	0	0	0	0	0	0
2022/11/14	16352	17109	15873	16618			15820	658	15790	91	15770	14	15925	0	16020	1
2022/11/15	16617	17052	16543	16885			16510	1659	16490	381	16485	41	16640	22	16735	0
2022/11/16	16884	16960	16430	16669			16080	948	16040	115	16015	18	16055	2	16150	0
2022/11/17	16670	16726	16461	16688			16290	1852	16230	44	16200	4	16240	0	16335	0
2022/11/18	16688	16947	16565	16698			16260	3138	16200	16	16155	4	16190	0	16285	1
2022/11/19	16696	16798	16570	16712			0	0	0	0	0	0	0	0	0	0
2022/11/20	16713	16747	16249	16292			0	0	0	0	0	0	0	0	0	0
2022/11/21	16291	16291	15599	15787			15365	6702	15290	212	15245	38	15285	1	15380	1
2022/11/22	15782	16253	15657	16190			15590	8037	15595	2233	15605	67	15615	4	15710	1
2022/11/23	16196	16638	16171	16611			16255	7688	16255	2336	16230	81	16240	0	16315	1
2022/11/24	16612	16771	16502	16604			0	0	0	0	0	0	0	0	0	0
2022/11/25	16602	16603	16388	16522			16300	3599	16220	167	16190	82	16200	0	16290	1
2022/11/26	16522	16667	16416	16464			0	0	0	0	0	0	0	0	0	0
2022/11/27	16464	16594	16437	16445			0	0	0	0	0	0	0	0	0	0
2022/11/28	16440	16483	16055	16217			15990	6804	15890	321	15865	44	15875	22	15950	1
2022/11/29	16218	16522	16139	16445			16265	4649	16165	264	16145	16	16150	12	16235	1
2022/11/30	16445	17191	16445	17169			17080	8018	16985	499	16965	41	16965	6	17015	1
2022/12/1	17168	17197	16888	16967			16820	6039	16775	351	16765	14	16770	1	16845	1
2022/12/2	16969	17089	16878	17089			16995	3869	16940	306	16935	9	16945	7	16975	1
2022/12/3	17090	17116	16888	16908			0	0	0	0	0	0	0	0	0	0
2022/12/4	16908	17158	16903	17130			0	0	0	0	0	0	0	0	0	0
2022/12/5	17129	17378	16922	16975			16825	6335	16775	255	16770	18	16775	1	16860	1
2022/12/6	16975	17092	16940	17090			16945	3720	16875	196	16870	7	16875	28	16925	1
2022/12/7	17090	17109	16751	16848			16725	3966	16635	196	16615	13	16610	3	16680	1
2022/12/8	16847	17268	16789	17233			17185	7120	17100	343	17085	19	17070	22	17125	1
2022/12/9	17232	17281	17101	17133			17035	4444	16965	198	16950	4	16945	2	17015	1
2022/12/10	17134	17217	17121	17129			0	0	0	0	0	0	0	0	0	0
2022/12/11	17130	17246	17092	17104			0	0	---	---	---	---	---	---	---	---
2022/12/12	17103	17213	16899	17206			17115	4191	17020	186	17000	9	17000	38	17050	1
2022/12/13	17206	17930	17112	17781			17745	9178	17640	534	17620	52	17605	20	17680	1
2022/12/14	17782	18319	17740	17816			17795	7805	17705	516	17675	16	17660	11	17715	1
2022/12/15	17814	17847	17323	17365			17395	7805	17285	516	17255	16	17180	11	17310	1
2022/12/16	17368	17505	16812	16860			16730	7125	16605	365	16680	24	---	---	---	---



Date	日経平均(^N225)						CME日経平均先物ドル建て(NKD)					CME日経平均先物円建て(NIY)					USDJPY
	Open	High	Low	Close	Volume	Open	High	Low	Close	Volume	Open	High	Low	Close	Volume	Close	
2022-12-16	27,706.70	27,712.73	27,488.86	27,527.12		27,605.0	27,650.0	27,150.0	27,290.0	3,622	27,585.0	27,630.0	27,130.0	27,265.0	31,766	136.70	
2022-12-15	27,991.14	28,163.17	27,987.54	28,051.70	510624700	27,970.0	28,125.0	27,595.0	27,630.0	43,898	27,665.0	27,665.0	27,665.0	27,665.0	0	137.75	
2022-12-14	28,005.03	28,195.69	27,993.78	28,156.21	548321800	28,020.0	28,165.0	27,835.0	27,925.0	43,898	27,920.0	27,920.0	27,920.0	27,920.0	0	135.43	
2022-12-13	28,067.37	28,116.56	27,907.49	27,954.85	519157500	27,995.0	28,275.0	27,860.0	28,000.0	5,730	27,995.0	27,995.0	27,995.0	27,995.0	0	135.49	
2022-12-12	27,741.10	27,865.72	27,734.66	27,842.33	495848300	27,720.0	28,025.0	27,665.0	28,025.0	2,706	28,055.0	28,055.0	28,055.0	28,055.0	0	137.55	
2022-12-09	27,633.96	27,952.80	27,633.96	27,901.01	701677300	27,670.0	27,955.0	27,610.0	27,775.0	4,953	27,780.0	27,780.0	27,780.0	27,780.0	0	136.70	
2022-12-08	27,622.30	27,643.64	27,415.66	27,574.43	649273800	27,560.0	27,755.0	27,425.0	27,750.0	4,573	27,560.0	27,765.0	27,415.0	27,755.0	0	136.65	
2022-12-07	27,670.29	27,786.25	27,646.78	27,686.40	630240900	27,675.0	27,775.0	27,550.0	27,580.0	6,039	27,685.0	27,780.0	27,550.0	27,585.0	25,438	136.44	
2022-12-06	27,704.06	27,934.07	27,698.31	27,885.87	604461200	27,690.0	27,940.0	27,555.0	27,660.0	9,300	27,685.0	27,940.0	27,550.0	27,660.0	38,157	137.00	
2022-12-05	27,752.99	27,854.11	27,700.86	27,820.40	638913300	27,675.0	27,870.0	27,630.0	27,680.0	8,409	27,680.0	27,870.0	27,620.0	27,685.0	29,369	136.74	
2022-12-02	27,983.18	27,983.18	27,664.07	27,777.90	794224800	28,000.0	28,055.0	27,505.0	27,705.0	23,814	28,005.0	28,050.0	27,500.0	27,710.0	1,357,800	134.32	
2022-12-01	28,273.13	28,423.46	28,226.08	28,226.08	714105700	28,450.0	28,490.0	27,935.0	28,010.0	7,206	28,435.0	28,490.0	27,935.0	28,010.0	37,162	135.33	
2022-11-30	27,886.67	27,971.45	27,804.73	27,968.99	1066459800	27,975.0	28,430.0	27,810.0	28,375.0	5,246	27,970.0	28,430.0	27,810.0	28,370.0	31,305	138.09	
2022-11-29	27,991.50	28,055.91	27,900.20	28,027.84	648165400	28,105.0	28,120.0	27,900.0	27,990.0	3,833	28,105.0	28,120.0	27,900.0	27,990.0	21,372	138.68	
2022-11-28	28,221.96	28,237.97	28,046.33	28,162.83	645815600	28,270.0	28,300.0	28,045.0	28,090.0	4,214	28,315.0	28,315.0	28,040.0	28,090.0	21,646	138.91	
2022-11-25	28,398.77	28,398.77	28,263.60	28,283.03	567693800	28,360.0	28,500.0	28,255.0	28,340.0	5,075	28,340.0	28,500.0	28,255.0	28,340.0	26,556	139.06	
2022-11-22	28,059.51	28,202.81	28,038.16	28,115.74	759457800	28,045.0	28,350.0	28,020.0	28,350.0	4,177	28,045.0	28,350.0	28,015.0	28,345.0	22,419	141.20	
2022-11-21	27,982.00	28,006.36	27,846.30	27,944.79	564884800	28,005.0	28,090.0	27,840.0	28,050.0	3,897	27,995.0	28,090.0	27,845.0	28,045.0	19,343	142.11	
2022-11-18	28,009.82	28,045.44	27,877.78	27,899.77	647537800	27,975.0	28,050.0	27,860.0	27,970.0	3,178	27,960.0	28,045.0	27,860.0	27,965.0	24,724	140.40	
2022-11-17	27,952.21	28,029.62	27,910.01	27,930.57	588819700	27,970.0	28,030.0	27,780.0	27,975.0	4,859	27,970.0	28,025.0	27,775.0	27,965.0	26,852	140.29	
2022-11-16	28,020.49	28,068.44	27,743.15	28,028.30	731797700	27,960.0	28,110.0	27,740.0	27,925.0	6,066	27,955.0	28,110.0	27,735.0	27,920.0	26,344	139.50	
2022-11-15	27,940.26	28,037.44	27,904.76	27,990.17	712198200	27,990.0	28,220.0	27,895.0	27,995.0	5,682	28,010.0	28,215.0	27,890.0	27,985.0	31,986	139.30	
2022-11-14	28,277.64	28,305.04	27,963.47	27,963.47	851385100	28,070.0	28,220.0	27,945.0	27,955.0	4,902	28,065.0	28,220.0	27,940.0	27,955.0	25,713	140.07	
2022-11-11	27,868.69	28,325.80	27,837.30	28,263.57	1036906400	27,975.0	28,325.0	27,975.0	28,120.0	5,937	27,980.0	28,325.0	27,970.0	28,120.0	38,103	138.67	
2022-11-10	27,459.08	27,485.38	27,370.62	27,446.10	770903400	27,525.0	27,990.0	27,365.0	27,975.0	6,690	27,981.1	27,981.1	27,981.1	27,981.1	44,083	141.70	
2022-11-09	27,884.55	27,920.49	27,688.95	27,716.43	791493200	27,885.0	27,950.0	27,520.0	27,525.0	47,232	27,525.0	27,525.0	27,525.0	27,525.0	0	146.44	
2022-11-08	27,718.84	27,942.70	27,708.64	27,872.11	843613800	27,665.0	28,005.0	27,645.0	27,880.0	3,940	27,885.0	27,885.0	27,885.0	27,885.0	0	145.67	
2022-11-07	27,373.32	27,578.01	27,357.80	27,527.64	788709700	27,395.0	27,720.0	27,355.0	27,630.0	4,539	27,615.0	27,615.0	27,615.0	27,615.0	0	146.61	
2022-11-04	27,371.89	27,389.30	27,032.02	27,199.74	1110542500	27,305.0	27,530.0	27,025.0	27,510.0	5,927	27,525.0	27,525.0	27,525.0	27,525.0	0	146.66	
2022-11-02	27,678.92	27,692.04	27,548.61	27,663.39	865639700	27,575.0	27,745.0	27,290.0	27,320.0	3,613	27,305.0	27,305.0	27,305.0	27,305.0	0	147.93	
2022-11-01	27,614.64	27,682.66	27,526.61	27,678.92	725979400	27,530.0	27,780.0	27,515.0	27,595.0	2,577	27,600.0	27,600.0	27,600.0	27,600.0	0	148.17	
2022-10-31	27,404.30	27,602.99	27,394.85	27,587.46	711244200	27,490.0	27,590.0	27,400.0	27,555.0	3,494	27,555.0	27,555.0	27,555.0	27,555.0	0	148.68	
2022-10-28	27,097.38	27,265.46	26,981.08	27,105.20	1445884500	27,065.0	27,530.0	26,980.0	27,510.0	4,007	27,495.0	27,495.0	27,495.0	27,495.0	0	147.43	
2022-10-27	27,407.23	27,450.26	27,340.20	27,345.24	653914500	27,410.0	27,485.0	26,945.0	27,085.0	4,203	27,070.0	27,070.0	27,070.0	27,070.0	0	146.29	
2022-10-26	27,410.64	27,578.05	27,405.91	27,431.84	610333500	27,445.0	27,635.0	27,385.0	27,390.0	6,109	27,370.0	27,370.0	27,370.0	27,370.0	0	146.39	
2022-10-25	27,113.20	27,337.08	27,073.50	27,250.28	621687600	27,160.0	27,565.0	27,080.0	27,560.0	6,000	27,555.0	27,555.0	27,555.0	27,555.0	0	148.09	
2022-10-24	27,233.00	27,305.52	26,974.90	26,974.90	590657600	27,170.0	27,375.0	26,855.0	27,145.0	5,766	27,115.0	27,115.0	27,115.0	27,115.0	0	149.04	
2022-10-21	26,903.50	26,984.51	26,869.38	26,890.58	563049800	27,000.0	27,140.0	26,780.0	27,100.0	5,715	27,095.0	27,095.0	27,095.0	27,095.0	0	147.63	
2022-10-20	26,981.75	27,092.55	26,872.59	27,006.96	603046000	27,025.0	27,280.0	26,855.0	27,005.0	4,079	26,990.0	26,990.0	26,990.0	26,990.0	0	150.13	
2022-10-19	27,225.17	27,370.52	27,192.79	27,257.38	575635000	27,155.0	27,360.0	26,895.0	27,030.0	3,423	26,995.0	26,995.0	26,995.0	26,995.0	0	149.86	
2022-10-18	27,167.73	27,229.88	26,910.91	27,156.14	660606900	27,100.0	27,300.0	26,900.0	27,095.0	5,699	27,050.0	27,050.0	27,050.0	27,050.0	0	149.20	
2022-10-17	26,785.02	26,811.57	26,651.08	26,775.79	652805000	26,570.0	27,110.0	26,565.0	27,075.0	4,477	27,055.0	27,055.0	27,055.0	27,055.0	0	148.99	
2022-10-14	26,599.32	27,180.16	26,595.35	27,090.76	823528400	26,820.0	27,165.0	26,570.0	26,620.0	6,246	26,560.0	26,560.0	26,560.0	26,560.0	0	148.61	
2022-10-13	26,398.29	26,405.47	26,237.42	26,237.42	591591100	26,370.0	26,820.0	26,820.0	26,785.0	6,221	26,787.0	26,787.0	26,787.0	26,787.0	0	147.17	
2022-10-12	26,353.22	26,495.75	26,314.83	26,396.83	688466500	26,380.0	26,485.0	26,295.0	26,355.0	3,272	26,360.0	26,360.0	26,360.0	26,360.0	0	146.87	
2022-10-11	26,757.12	26,758.66	26,369.56	26,401.25	789255900	26,650.0	26,725.0	26,280.0	26,355.0	3,727	26,350.0	26,350.0	26,350.0	26,350.0	0	145.80	
2022-10-10	26,975.92	27,198.83	26,921.90	27,116.11	666732000	27,000.0	27,195.0	26,660.0	26,720.0	4,248	26,925.0	27,050.0	26,730.0	26,730.0	2	145.36	
2022-10-06	27,137.98	27,399.19	27,137.98	27,311.30	693713000	27,050.0	27,400.0	27,000.0	27,035.0	4,590	27,000.0	27,000.0	27,000.0	27,000.0	0	145.09	
2022-10-05	27,211.32	27,216.80	27,031.28	27,120.53	732888600	27,200.0	27,200.0	26,845.0	27,035.0	4,024	27,020.0	27,020.0	27,020.0	27,020.0	0	144.61	
2022-10-03	25,778.95	26,223.84	25,623.67	26,215.79	807028900	25,860.0	26,715.0	25,610.0	26,605.0	5,045	26,620.0	26,620.0	26,620.0	26,620.0	0	144.61	
2022-09-30	26,240.00	26,273.65	25,805.59	25,937.21	1012967200	26,165.0	26,280.0	25,810.0	25,945.0	5,380	25,990.0	25,990.0	25,990.0	25,990.0	0	144.72	
2022-09-29	26,280.50	26,458.18	26,221.78	26,422.05	888842300	26,480.0	26,505.0	26,045.0	26,190.0	5,178	26,125.0	26,125.0	26,125.0	26,125.0	0	144.48	
2022-09-28	26,422.86	26,516.32	25,938.42	26,173.98	929484000	26,230.0	26,550.0	25,705.0	26,495.0	5,524	26,725.0	26,725.0	26,725.0	26,725.0	0	144.10	
2022-09-27	26,585.38	26,679.82	26,523.77	26,571.87	668151200	26,335.0	26,460.0	26,060.0	26,195.0	4,473	26,380.0	26,380.0	26,380.0	26,380.0	0	144.79	
2022-09-26	26,779.44	26,779.44	26,424.60	26,431.55	964549700	26,450.0											

DATE	N225		DOW		S&P500		OIL		GOLD		香港ハンセン指数	
	Close	8/1=100%	Close	8/1=100%	Close	8/1=100%	Close	8/1=100%	Close	8/1=100%	Close	8/1=100%
2022/12/16	27527	98.33%	32920	100.37%	3852.36	93.53%	74.50	79.35%	1792.20	101.13%	19450.67	96.45%
2022/12/15	28052	100.21%	33202	101.23%	3895.75	94.59%	76.11	81.06%	1776.90	100.26%	19368.59	96.05%
2022/12/14	28156	100.56%	33966	103.56%	3995.32	97.01%	77.28	82.31%	1807.42	101.99%	19673.45	97.56%
2022/12/13	27955	99.86%	34109	103.99%	4019.65	97.60%	75.39	80.30%	1810.61	102.17%	19596.20	97.18%
2022/12/12	27842	99.46%	34005	103.68%	3990.56	96.89%	73.17	77.93%	1781.41	100.52%	19463.63	96.52%
2022/12/9	27901	99.67%	33476	102.07%	3934.38	95.53%	71.02	75.64%	1795.12	101.29%	19900.87	98.69%
2022/12/8	27574	98.50%	33781	103.00%	3963.51	96.23%	71.46	76.11%	1789.09	100.95%	19450.23	96.45%
2022/12/7	27686	98.90%	33598	102.44%	3933.92	95.52%	72.01	76.70%	1786.13	100.78%	18814.82	93.30%
2022/12/6	27886	99.62%	33596	102.43%	3941.26	95.69%	74.25	79.08%	1771.09	100.84%	19441.18	96.41%
2022/12/5	27820	99.38%	33947	103.50%	3998.84	97.09%	76.93	81.94%	1768.77	99.80%	19518.29	96.79%
2022/12/2	27778	99.23%	34430	104.97%	4071.7	98.86%	79.98	85.18%	1797.56	101.73%	18675.35	92.61%
2022/12/1	28226	100.83%	34395	104.87%	4076.57	98.98%	81.22	86.51%	1802.94	101.73%	18736.44	92.91%
2022/11/30	27969	99.91%	34560	105.46%	4080.11	99.06%	80.55	85.79%	1768.62	99.80%	18597.23	92.22%
2022/11/29	28028	100.12%	33853	103.21%	3957.63	96.09%	78.20	83.29%	1749.80	98.73%	18204.68	90.27%
2022/11/28	28163	100.61%	33849	103.20%	3963.94	96.24%	77.24	82.27%	1741.69	98.28%	17297.94	85.78%
2022/11/25	28283	101.03%	34347	104.72%	4026.12	97.75%	76.28	81.24%	1754.63	99.01%	17573.58	87.15%
2022/11/22	28116	100.44%	34098	103.96%	4003.58	97.31%	80.95	86.22%	1740.12	98.19%	17424.41	86.41%
2022/11/21	27945	99.83%	33700	102.75%	3940.94	95.90%	79.73	84.02%	1737.91	98.06%	17655.91	87.55%
2022/11/18	27900	99.67%	33746	102.89%	3965.34	96.28%	80.08	85.29%	1748.78	98.68%	17992.54	89.22%
2022/11/17	27921	99.78%	33546	102.28%	3946.56	95.82%	81.64	86.95%	1760.28	99.33%	18046.66	89.49%
2022/11/16	28028	100.12%	33554	102.30%	3958.79	96.12%	85.59	91.16%	1773.87	100.09%	18256.48	90.53%
2022/11/15	27990	99.99%	33593	102.42%	3991.73	96.92%	86.92	92.58%	1778.82	100.37%	18343.12	90.96%
2022/11/14	27963	99.89%	33537	102.25%	3957.25	96.08%	85.87	91.46%	1771.31	99.95%	17619.71	87.37%
2022/11/11	28264	100.97%	33748	102.89%	3992.93	96.95%	88.96	94.75%	1767.87	99.75%	17325.66	85.92%
2022/11/10	27446	98.05%	33715	102.80%	3956.37	96.06%	86.47	92.10%	1755.58	99.06%	16081.04	79.74%
2022/11/9	27716	99.01%	32514	99.13%	3748.57	91.01%	85.83	91.42%	1707.04	96.32%	16358.52	81.12%
2022/11/8	27872	99.57%	33161	101.11%	3828.11	92.95%	88.91	94.70%	1712.38	96.62%	16557.31	82.11%
2022/11/7	27528	98.34%	32827	100.09%	3806.8	92.43%	91.79	97.76%	1675.39	94.54%	16595.91	82.30%
2022/11/4	27200	97.17%	32403	98.80%	3770.55	91.55%	92.61	98.64%	1681.40	94.87%	16161.14	80.14%
2022/11/2	27663	98.82%	32148	98.02%	3759.69	91.28%	90.00	95.86%	1634.18	92.21%	15827.17	78.49%
2022/11/1	27679	98.88%	32653	99.56%	3856.1	93.63%	88.37	94.12%	1648.30	93.01%	15455.27	76.64%
2022/10/31	27587	98.55%	32733	99.80%	3871.98	94.01%	86.53	92.16%	1632.76	92.13%	14687.02	72.83%
2022/10/28	27105	96.83%	32862	100.19%	3901.06	94.72%	87.90	93.62%	1645.25	92.83%	14863.06	73.70%
2022/10/27	27345	97.68%	32033	97.67%	3807.3	92.44%	89.08	94.88%	1663.46	93.86%	15427.94	76.51%
2022/10/26	27432	97.99%	31839	97.08%	3830.6	93.01%	87.91	93.63%	1664.84	93.94%	15317.67	75.96%
2022/10/25	27250	97.35%	31837	97.07%	3859.11	93.70%	85.32	90.87%	1653.16	93.28%	15165.69	75.20%
2022/10/24	26975	96.36%	31500	96.04%	3797.34	92.20%	84.58	90.08%	1649.41	93.07%	15180.69	75.28%
2022/10/21	26891	96.06%	31083	94.77%	3752.75	91.12%	85.05	90.58%	1655.18	93.39%	16211.12	80.39%
2022/10/20	27007	96.48%	30334	92.48%	3665.78	89.00%	85.98	91.58%	1628.27	91.88%	16280.22	80.73%
2022/10/19	27257	97.37%	30424	92.76%	3695.16	89.72%	85.55	91.12%	1629.16	91.93%	16511.28	81.88%
2022/10/18	27156	97.01%	30524	93.06%	3719.98	90.32%	82.82	88.21%	1652.09	93.22%	16914.58	83.88%
2022/10/17	26776	95.65%	30186	92.03%	3677.95	89.30%	85.46	91.02%	1650.77	93.15%	16612.90	82.38%
2022/10/14	27091	96.78%	29835	90.35%	3583.07	87.00%	85.61	91.18%	1642.85	92.70%	16567.69	82.26%
2022/10/13	26237	93.73%	30039	91.59%	3669.91	89.11%	89.11	94.91%	1666.27	94.02%	16389.11	81.27%
2022/10/12	26397	94.30%	29211	89.06%	3577.03	86.85%	87.27	92.95%	1673.26	94.41%	16701.03	82.82%
2022/10/11	26401	94.31%	29239	89.15%	3588.84	87.14%	89.35	95.16%	1666.27	94.02%	16832.36	83.47%
2022/10/10	27116	96.87%	29297	89.32%	3639.66	88.37%	92.64	98.67%	1695.53	95.67%	17740.05	87.97%
2022/10/6	27311	97.56%	29927	91.25%	3744.52	90.92%	88.45	94.21%	1712.66	96.64%	18012.15	89.32%
2022/10/5	27121	96.88%	30274	92.30%	3783.28	91.86%	87.76	93.47%	1716.35	96.85%	18087.97	89.70%
2022/10/3	26216	93.65%	29491	89.92%	3678.43	89.31%	83.63	89.07%	1699.70	95.91%	17079.51	84.70%
2022/9/30	25937	92.65%	28726	87.58%	3585.62	87.06%	79.49	84.66%	1661.82	93.77%	17222.83	85.41%
2022/9/29	26422	94.39%	29226	89.11%	3640.47	88.39%	81.23	86.52%	1660.62	93.70%	17165.87	85.12%
2022/9/28	26174	93.50%	29684	90.50%	3719.04	90.30%	82.15	87.50%	1660.03	93.67%	17250.88	85.55%
2022/9/27	26572	94.92%	29135	88.83%	3647.29	88.56%	78.50	83.61%	1629.20	91.93%	17860.31	88.57%
2022/9/26	26432	94.42%	29261	89.24%	3655.04	88.74%	76.71	81.70%	1622.81	91.57%	17855.14	88.54%
2022/9/22	27154	97.00%	30077	91.70%	3757.99	91.24%	83.49	88.92%	1671.35	94.31%	18147.95	89.99%
2022/9/21	27313	97.57%	30184	92.03%	3789.93	92.02%	84.94	88.34%	1673.88	94.45%	18444.62	91.46%
2022/9/20	27688	98.91%	30706	93.62%	3855.93	93.62%	84.45	89.95%	1664.96	93.95%	18781.42	93.13%
2022/9/16	27568	98.48%	30822	93.98%	3873.33	94.04%	85.11	90.65%	1673.19	94.41%	18761.69	93.04%
2022/9/15	27876	99.58%	30962	94.40%	3901.35	94.72%	85.10	90.64%	1664.53	93.92%	18930.38	93.87%
2022/9/14	27819	99.38%	31135	94.93%	3946.01	95.81%	88.48	94.24%	1697.48	95.78%	18847.10	93.46%
2022/9/13	28615	102.22%	31105	94.84%	3932.69	95.49%	87.31	92.99%	1702.56	96.07%	19326.86	95.84%
2022/9/9	28215	100.79%	32152	98.03%	4067.36	98.76%	86.79	92.44%	1715.94	96.82%	19362.25	96.02%
2022/9/8	28065	100.26%	31775	96.88%	4006.18	97.27%	83.54	88.98%	1708.61	96.41%	18854.62	93.50%
2022/9/7	27430	97.99%	31581	96.29%	3970.87	96.63%	81.94	87.37%	1718.46	96.97%	19044.30	94.44%
2022/9/6	27627	98.69%	31145	94.96%	3908.19	94.89%	86.88	92.53%	1701.99	96.04%	19202.73	95.22%
2022/9/2	27651	98.78%	31318	95.49%	3924.26	95.28%	86.87	92.52%	1709.77	96.49%	19452.09	96.46%
2022/9/1	27661	98.81%	31656	96.52%	3966.85	96.31%	86.61	92.25%	1697.69	95.79%	19597.31	97.18%
2022/8/31	28092	100.35%	31510	96.07%	3955	96.03%	89.55	95.38%	1711.15	96.55%	19954.39	98.95%
2022/8/30	28196	100.72%	31791	96.93%	3986.16	96.78%	91.64	97.60%	1724.38	97.30%	19949.03	98.92%
2022/8/29	27879	99.59%	32099	97.87%	4030.61	97.86%	97.01	103.32%	1737.60	98.05%	20023.20	99.29%
2022/8/26	28641	102.31%	32283	98.43%	4057.66	98.52%	93.06	99.12%	1736.90	98.01%	20170.04	100.02%
2022/8/25	28479	101.73%	33292	101.50%	4199.12	101.95%	92.52	98.54%	1758.68	99.23%	19968.38	99.02%
2022/8/24	28313	101.14%	32969	100.52%	4140.77	100.54%	94.89	101.07%	1751.35	98.82%	19268.74	95.55%
2022/8/23	28453	101.64%	32910	100.34%	4128.73	100.25%	93.74	99.84%	1747.97	98.63%	19503.25	96.71%
2022/8/22	28795	102.86%	33064	100.81%	4137.99	100.47%	90.23	96.10%	1736.24	97.97%	19566.98	97.48%
2022/8/19	28930	103.35%	33707	102.77%	4228.48	102.67%	90.77	96.68%	1746.67	98.56%	19773.03	98.05%
2022/8/18	28942	103.39%	33999	103.66%	4283.74	104.01%	90.50	96.39%	1758.47	99.22%	19763.91	98.01%
2022/8/17	29223	104.39%	33980	103.60%	4274.04	103.77%	88.11	93.84%	1762.15	99.43%	19922.45	98.79%
2022/8/16	28869	103.13%	34152	104.13%	4305.2	104.53%	86.53	92.16%	1775.48	100.18%	19830.52	98.34%
2022/8/15	28872	103.14%	33912	103.40%	4297.14	104.33%	82.49	95.23%	1779.55	100.41%	20040.86	99.38%
2022/8/12	28547	102.94%	33761	102.94%	4280.15	103.92%	89.01	98.08%	1801.44	101.65%	20175.62	100.05%
2022/8/10	27819	99.38%										

過去5日及び過去4週の4本値と各種ピボット

2022/12/12 ~ 2022/12/16

USD/JPY					Demark								Pivot					Fibonacci Zone										
					当日のOHLCLから計算される翌日の																							
日足	Open	High	Low	Close	値幅/日	引け形態	真の高値	真の安値	予想高値	予想安値	予想高値	予想安値	StopLoss	Support	Pivot	Resistance	StopLoss	3-days AVG	Support Zone 2	Support Zone 1	BP	Resistance Zone 1	Resistance Zone 2					
													LBP0	S2	S1	PP	R1	R2	HBOP									
2022/12/12	136.60	137.85	136.57	137.55	128p	陽線引け	-	-	-	-	-	-	135.52	136.04	136.80	137.32	138.08	138.60	139.36				135.56 ~ 136.04	136.53 ~ 136.68	137.32	137.96 ~ 138.12	138.60 ~ 139.09	
2022/12/13	137.56	137.95	134.67	135.49	329p	陰線引け	137.95	134.67	136.72	133.44	136.72	133.44	130.83	132.75	134.12	136.04	137.41	139.32	140.69				131.50 ~ 132.75	134.01 ~ 134.39	136.04	137.68 ~ 138.07	139.32 ~ 140.58	
2022/12/14	135.48	135.99	134.61	135.43	138p	陰線引け	135.99	134.61	135.71	134.33	135.71	134.33	133.31	133.96	134.70	135.34	136.08	136.72	137.46	136.23	Bear			133.43 ~ 133.96	134.49 ~ 134.65	135.34	136.03 ~ 136.20	136.72 ~ 137.25
2022/12/15	135.44	138.17	135.24	137.75	293p	陽線引け	138.17	135.24	139.43	136.50	139.43	136.50	133.01	134.13	135.94	137.06	138.87	139.99	141.80	136.15	Bull			133.01 ~ 134.13	135.25 ~ 135.59	137.06	138.52 ~ 138.87	139.99 ~ 141.11
2022/12/16	137.75	137.80	136.30	136.70	150p	陰線引け	137.80	136.30	137.25	135.75	137.25	135.75	134.57	135.43	136.07	136.93	137.56	138.43	139.06	136.44	Bull			134.86 ~ 135.43	136.01 ~ 136.18	136.93	137.68 ~ 137.86	138.43 ~ 139.00
週足	Open	High	Low	Close	値幅/週	引け形態	真の高値	真の安値	予想高値	予想安値	予想高値	予想安値	LBP0	S2	S1	PP	R1	R2	HBOP	3-days AVG	Support Zone 2	Support Zone 1	BP	Resistance Zone 1	Resistance Zone 2			
2022/11/21 ~ 2022/11/25	140.38	142.25	138.07	139.06	418p	陰線引け	-	-	-	-	-	-	133.16	135.61	137.34	139.79	141.52	143.98	145.70				134.02 ~ 135.61	137.21 ~ 137.70	139.79	141.89 ~ 142.38	143.98 ~ 145.57	
2022/11/28 ~ 2022/12/02	139.27	139.89	133.64	134.32	626p	陰線引け	139.89	134.32	137.10	131.53	137.10	130.85	125.74	129.69	132.00	135.95	138.26	142.21	144.52				127.30 ~ 129.69	132.08 ~ 132.82	135.95	139.08 ~ 139.82	142.21 ~ 144.60	
2022/12/05 ~ 2022/12/09	134.36	137.85	134.14	136.70	372p	陽線引け	137.85	134.14	139.13	135.42	139.13	135.42	130.89	132.51	134.60	136.23	138.32	139.95	142.04	137.32	Bear			131.09 ~ 132.51	133.93 ~ 134.37	136.23	138.09 ~ 138.53	139.95 ~ 141.37
2022/12/12 ~ 2022/12/16	136.60	138.17	134.61	136.70	356p	陰線引け	138.17	134.61	139.22	135.65	139.22	135.65	131.25	132.93	134.81	136.49	138.38	140.06	141.94	136.22	Bull			131.57 ~ 132.93	134.29 ~ 134.71	136.49	138.28 ~ 138.70	140.06 ~ 141.42

EUR/JPY					Demark								Pivot					Fibonacci Zone										
					当日のOHLCLから計算される翌日の																							
日足	Open	High	Low	Close	値幅/日	引け形態	真の高値	真の安値	予想高値	予想安値	予想高値	予想安値	StopLoss	Support	Pivot	Resistance	StopLoss	3-days AVG	Support Zone 2	Support Zone 1	BP	Resistance Zone 1	Resistance Zone 2					
													LBP0	S2	S1	PP	R1	R2	HBOP									
2022/12/12	143.90	145.11	143.73	144.93	138p	陽線引け	-	-	-	-	-	-	142.69	143.21	144.07	144.59	145.45	145.97	146.83				142.68 ~ 143.21	143.74 ~ 143.90	144.59	145.28 ~ 145.44	145.97 ~ 146.50	
2022/12/13	144.94	145.35	143.54	144.07	181p	陰線引け	145.35	143.54	144.71	142.90	144.71	142.90	141.47	142.51	143.29	144.32	145.10	146.13	146.91				141.81 ~ 142.51	143.20 ~ 143.41	144.32	145.22 ~ 145.44	146.13 ~ 146.82	
2022/12/14	144.06	144.76	143.54	144.66	121p	陽線引け	144.76	143.54	145.32	144.10	145.32	144.10	142.67	143.11	143.88	144.32	145.10	145.53	146.31	144.41	Bear			142.64 ~ 143.11	143.57 ~ 143.71	144.32	144.93 ~ 145.07	145.53 ~ 146.00
2022/12/15	144.67	146.71	144.31	146.43	240p	陽線引け	146.71	144.31	147.77	145.37	147.77	145.37	142.53	143.42	144.93	145.82	147.33	148.22	149.73	144.82	Bull			142.50 ~ 143.42	144.33 ~ 144.62	145.82	147.02 ~ 147.30	148.22 ~ 149.13
2022/12/16	146.46	146.60	144.64	144.80	196p	陰線引け	146.60	144.64	145.70	143.74	145.70	143.74	142.13	143.38	144.49	145.34	146.05	147.31	148.01	145.16	Bull			142.63 ~ 143.38	144.13 ~ 144.36	145.34	146.32 ~ 146.50	147.31 ~ 148.05
週足	Open	High	Low	Close	値幅/週	引け形態	真の高値	真の安値	予想高値	予想安値	予想高値	予想安値	LBP0	S2	S1	PP	R1	R2	HBOP	3-days AVG	Support Zone 2	Support Zone 1	BP	Resistance Zone 1	Resistance Zone 2			
2022/11/21 ~ 2022/11/25	144.94	146.14	143.67	144.75	247p	陽線引け	-	-	-	-	-	-	141.10	142.39	143.57	144.85	146.04	147.32	148.51				141.44 ~ 142.39	143.33 ~ 143.62	144.85	146.09 ~ 146.38	147.32 ~ 148.27	
2022/11/28 ~ 2022/12/02	144.55	145.01	140.77	141.47	424p	陽線引け	145.01	141.47	143.24	139.71	143.24	139.00	135.59	138.18	139.83	142.42	144.06	146.65	148.30				136.56 ~ 138.18	139.80 ~ 140.30	142.42	144.53 ~ 145.03	146.65 ~ 148.27	
2022/12/05 ~ 2022/12/09	141.59	144.59	141.59	143.95	300p	陽線引け	144.59	141.47	145.82	142.71	145.77	142.77	139.17	140.38	142.16	143.37	145.16	146.37	148.16	143.55	Bear			139.23 ~ 140.38	141.52 ~ 141.88	143.37	144.87 ~ 145.23	146.37 ~ 147.52
2022/12/12 ~ 2022/12/16	143.90	146.71	143.54	144.80	317p	陽線引け	146.71	143.54	147.34	144.17	147.34	144.17	140.15	141.84	143.32	145.02	146.49	148.19	149.66	143.60	Bull			140.63 ~ 141.84	143.05 ~ 143.43	145.02	146.60 ~ 146.98	148.19 ~ 149.40

EUR/USD					Demark								Pivot					Fibonacci Zone										
					当日のOHLCLから計算される翌日の																							
日足	Open	High	Low	Close	値幅/日	引け形態	真の高値	真の安値	予想高値	予想安値	予想高値	予想安値	StopLoss	Support	Pivot	Resistance	StopLoss	3-days AVG	Support Zone 2	Support Zone 1	BP	Resistance Zone 1	Resistance Zone 2					
													LBP0	S2	S1	PP	R1	R2	HBOP									
2022/12/12	1.0535	1.0580	1.0507	1.0537	73p	陽線引け	-	-	-	-	-	-	1.0429	1.0468	1.0502	1.0541	1.0575	1.0614	1.0648				1.0440 ~ 1.0468	1.0496 ~ 1.0504	1.0541	1.0578 ~ 1.0586	1.0614 ~ 1.0642	
2022/12/13	1.0537	1.0673	1.0528	1.0633	145p	陽線引け	1.0673	1.0528	1.0725	1.0581	1.0725	1.0581	1.0405	1.0467	1.0550	1.0611	1.0694	1.0756	1.0839				1.0411 ~ 1.0467	1.0522 ~ 1.0539	1.0611	1.0684 ~ 1.0701	1.0756 ~ 1.0811	
2022/12/14	1.0633	1.0695	1.0620	1.0682	75p	陽線引け	1.0695	1.0620	1.0726	1.0651	1.0726	1.0651	1.0561	1.0590	1.0636	1.0665	1.0711	1.0741	1.0786	1.0606	Bull			1.0562 ~ 1.0590	1.0619 ~ 1.0628	1.0665	1.0703 ~ 1.0712	1.0741 ~ 1.0769
2022/12/15	1.0681	1.0733	1.0593	1.0630	140p	陰線引け	1.0733	1.0593	1.0682	1.0542	1.0682	1.0542	1.0432	1.0512	1.0571	1.0652	1.0711	1.0792	1.0851	1.0643	Bull			1.0459 ~ 1.0512	1.0566 ~ 1.0582	1.0652	1.0722 ~ 1.0739	1.0792 ~ 1.0845
2022/12/16	1.0632	1.0663	1.0592	1.0593	71p	陰線引け	1.0663	1.0592	1.0628	1.0557	1.0628	1.0557	1.0498	1.0545	1.0569	1.0616	1.0639	1.0686	1.0710	1.0645	Bear			1.0518 ~ 1.0545	1.0572 ~ 1.0581	1.0616	1.0651 ~ 1.0659	1.0686 ~ 1.0713
週足	Open	High	Low	Close	値幅/週	引け形態	真の高値	真の安値	予想高値	予想安値	予想高値	予想安値 <th>LBP0</th> <th>S2</th> <th>S1</th> <th>PP</th> <th>R1</th> <th>R2</th> <th>HBOP</th> <th>3-days AVG</th> <th>Support Zone 2</th> <th>Support Zone 1</th> <th>BP</th> <th>Resistance Zone 1</th> <th>Resistance Zone 2</th>	LBP0	S2	S1	PP	R1	R2	HBOP	3-days AVG	Support Zone 2	Support Zone 1	BP	Resistance Zone 1	Resistance Zone 2			
2022/11/21 ~ 2022/11/25	1.0325	1.0449	1.0223	1.0410	226p	陽線引け	-	-	-	-	-	-	1.0047	1.0135	1.0272	1.0361	1.0498	1.0586	1.0723				1.0049 ~ 1.0135	1.0221 ~ 1.0248	1.0361	1.0473 ~ 1.0500	1.0586 ~ 1.0672	
2022/11/28 ~ 2022/12/02	1.0376	1.0545	1.0291	1.0533	254p	陽線引け	1.0545	1.0223	1.0700	1.0378	1.0666	1.0412	1.0114	1.0203	1.0368	1.0456	1.0622	1.0710	1.0875				1.0106 ~ 1.0203	1.0301 ~ 1.0330	1.0456	1.0583 ~ 1.0613	1.0710 ~ 1.0807	
2022/12/05 ~ 2022/12/09	1.0541	1.0595	1.0444	1.0531	151p	陰線引け	1.0595	1.0444	1.0563	1.0412	1.0563	1.0412	1.0300	1.0372	1.0451	1.0523	1.0603	1.0674	1.0754	1.0447	Bull			1.0314 ~ 1.0372	1.0430 ~ 1.0448	1.0523	1.0599 ~ 1.0617	1.0674 ~ 1.0732
2022/12/12 ~ 2022/12/16	1.0535	1.0733	1.0507	1.0593	227p	陽線引け	1.0733	1.0507	1.0776	1.0550	1.0776	1.0550	1.0262	1.0384	1.0488	1.0611	1.0715	1.0837	1.0942	1.0530	Bull			1.0298 ~ 1.0384	1.0471 ~ 1.0497	1.0611	1.0724 ~ 1.0751	1.0837 ~ 1.0924

GBP/JPY					Demark								Pivot					Fibonacci Zone					
					当日のOHLCLから計算される翌日の																		
日足	Open	High	Low	Close	値幅/日	引け形態	真の高値	真の安値	予想高値	予想安値	予想高値	予想安値	StopLoss	Support	Pivot	Resistance	StopLoss	3-days AVG	Support Zone 2	Support Zone 1	BP	Resistance Zone 1	Resistance Zone 2

IMM扱い8通貨/ダウ/日経/金/オイル/主要クロス円の過去5日及び過去5週の4本値

AUDUSD					CADUSD					CHFUSD				
Date	Open	High	Low	Close	Date	Open	High	Low	Close	Date	Open	High	Low	Close
2022/12/16	0.6705	0.6736	0.6676	0.6688	2022/12/16	0.7320	0.7343	0.7297	0.7303	2022/12/16	1.0776	1.0806	1.0708	1.0708
2022/12/15	0.6860	0.6870	0.6677	0.6705	2022/12/15	0.7384	0.7385	0.7313	0.7319	2022/12/15	1.0819	1.0829	1.0733	1.0775
2022/12/14	0.6856	0.6881	0.6811	0.6859	2022/12/14	0.7381	0.7395	0.7346	0.7384	2022/12/14	1.0768	1.0851	1.0756	1.0819
2022/12/13	0.6748	0.6893	0.6740	0.6855	2022/12/13	0.7334	0.7395	0.7329	0.7381	2022/12/13	1.0684	1.0832	1.0667	1.0770
2022/12/12	0.6798	0.6799	0.6729	0.6748	2022/12/12	0.7330	0.7342	0.7309	0.7334	2022/12/12	1.0703	1.0737	1.0661	1.0684

GNYUSD					EURUSD					GBPUSD				
Date	Open	High	Low	Close	Date	Open	High	Low	Close	Date	Open	High	Low	Close
2022/12/16	0.1430	0.1435	0.1430	0.1431	2022/12/16	1.0632	1.0663	1.0592	1.0593	2022/12/16	1.2186	1.2223	1.2120	1.2161
2022/12/15	0.1439	0.1440	0.1431	0.1434	2022/12/15	1.0681	1.0733	1.0593	1.0630	2022/12/15	1.2428	1.2429	1.2157	1.2187
2022/12/14	0.1435	0.1441	0.1434	0.1439	2022/12/14	1.0633	1.0695	1.0620	1.0682	2022/12/14	1.2368	1.2446	1.2342	1.2428
2022/12/13	0.1431	0.1434	0.1429	0.1429	2022/12/13	1.0537	1.0673	1.0528	1.0633	2022/12/13	1.2265	1.2444	1.2248	1.2368
2022/12/12	0.1435	0.1435	0.1431	0.1433	2022/12/12	1.0535	1.0580	1.0507	1.0537	2022/12/12	1.2260	1.2299	1.2207	1.2265

JPYUSD					MXNUSD					NZDUSD				
Date	Open	High	Low	Close	Date	Open	High	Low	Close	Date	Open	High	Low	Close
2022/12/16	0.0073	0.0073	0.0073	0.0073	2022/12/16	0.0506	0.0507	0.0503	0.0505	2022/12/16	0.6341	0.6396	0.6335	0.6385
2022/12/15	0.0074	0.0074	0.0072	0.0073	2022/12/15	0.0509	0.0510	0.0504	0.0506	2022/12/15	0.6450	0.6464	0.6320	0.6342
2022/12/14	0.0074	0.0074	0.0074	0.0074	2022/12/14	0.0512	0.0512	0.0506	0.0509	2022/12/14	0.6463	0.6470	0.6405	0.6450
2022/12/13	0.0073	0.0074	0.0072	0.0074	2022/12/13	0.0503	0.0512	0.0503	0.0512	2022/12/13	0.6380	0.6514	0.6374	0.6460
2022/12/12	0.0073	0.0073	0.0073	0.0073	2022/12/12	0.0506	0.0507	0.0502	0.0504	2022/12/12	0.6408	0.6422	0.6366	0.6379

Nikkei 225 -Japan (NKX)					
Date	Open	High	Low	Close	(ドル建て終値)
2022/12/16	27706.70	27712.73	27488.86	27527.12	201.37
2022/12/15	27991.14	28163.17	27987.54	28051.70	203.64
2022/12/14	28005.03	28195.69	27993.78	28156.21	207.90
2022/12/13	28067.37	28116.56	27907.49	27954.85	206.33
2022/12/12	27741.10	27865.72	27734.66	27842.33	202.41
週4本値	27741.10	28195.69	27488.86	27527.12	201.37

XAUUSD					
Date	Open	High	Low	Close	出来高
2022/12/16	1776.70	1794.28	1774.53	1792.20	0
2022/12/15	1807.28	1808.67	1774.39	1776.90	510624700
2022/12/14	1810.63	1813.92	1796.50	1807.42	954204500
2022/12/13	1781.12	1824.48	1781.12	1810.61	548321800
2022/12/12	1796.80	1797.32	1777.69	1781.41	993201300
週4本値	1796.80	1824.48	1774.39	1792.20	495848300

Dow Jones Industrial - USA (DJIA)					
Date	Open	High	Low	Close	出来高
2022/12/16	33166.46	33166.46	32654.59	32920.46	788122240
2022/12/15	33773.00	33773.00	33016.16	33202.22	394290000
2022/12/14	34086.07	34395.65	33704.17	33966.35	339090000
2022/12/13	34268.44	34712.28	33890.88	34108.64	442650000
2022/12/12	33519.50	34005.04	33519.50	34005.04	313440000
週4本値	33519.50	34712.28	32654.59	32920.46	

Historical Data by

 Arrangement by
<https://fx.najirane.com>

Crude Light Oil					
Date	Open	High	Low	Close	出来高
2022/12/16	76.37	76.57	73.33	74.50	81668
2022/12/15	77.37	77.77	75.33	76.11	292488
2022/12/14	75.27	77.75	74.90	77.28	292488
2022/12/13	73.29	76.37	73.21	75.39	352858
2022/12/12	71.79	73.99	70.25	73.17	323553
週4本値	71.79	77.77	70.25	74.50	

USDJPY					EURJPY					GBPJPY				
日付	始値	高値	安値	終値	日付	始値	高値	安値	終値	日付	始値	高値	安値	終値
2022/12/16	137.75	137.80	136.30	136.70	2022/12/16	146.46	146.60	144.64	144.80	2022/12/16	167.87	168.00	166.00	166.24
2022/12/15	135.44	138.17	135.24	137.75	2022/12/15	144.67	146.71	144.31	146.43	2022/12/15	168.33	168.84	167.63	167.88
2022/12/14	135.48	135.99	134.61	135.43	2022/12/14	144.06	144.76	143.54	144.66	2022/12/14	167.56	168.39	166.74	168.31
2022/12/13	137.56	137.95	134.67	135.49	2022/12/13	144.94	145.35	143.54	144.07	2022/12/13	168.71	169.28	167.10	167.57
2022/12/12	136.60	137.85	136.57	137.55	2022/12/12	143.90	145.11	143.73	144.93	2022/12/12	167.46	169.03	167.12	168.71

USDJPY Weekly					EURJPY Weekly					GBPJPY Weekly				
日付	始値	高値	安値	終値	日付	始値	高値	安値	終値	日付	始値	高値	安値	終値
2022/12/16	136.60	138.17	134.61	136.70	2022/12/16	143.90	146.71	143.54	144.80	2022/12/16	167.46	169.28	166.00	166.24
2022/12/09	134.36	137.85	134.14	136.70	2022/12/09	141.59	144.59	141.59	143.95	2022/12/09	165.00	168.04	165.00	167.56
2022/12/02	139.27	139.89	133.64	134.32	2022/12/02	144.55	145.01	140.77	141.47	2022/12/02	168.09	168.21	164.05	164.96
2022/11/25	140.38	142.25	138.07	139.06	2022/11/25	144.94	146.14	143.67	144.75	2022/11/25	166.88	169.00	166.10	168.23
2022/11/18	139.72	140.80	137.69	140.40	2022/11/18	143.80	145.55	143.36	144.94	2022/11/18	164.12	167.32	163.69	166.83

先週のIMM取り扱い対ドル8通貨チャート

※ 赤点線は週最高値/青天線は週最低値、BB中心線はSMA21

2022/12/12 ~ 2022/12/16

Chart by OANDA Japan MetaTrader4

