

JAPANESE YEN - CHICAGO MERCANTILE EXCHANGE

Code-097741

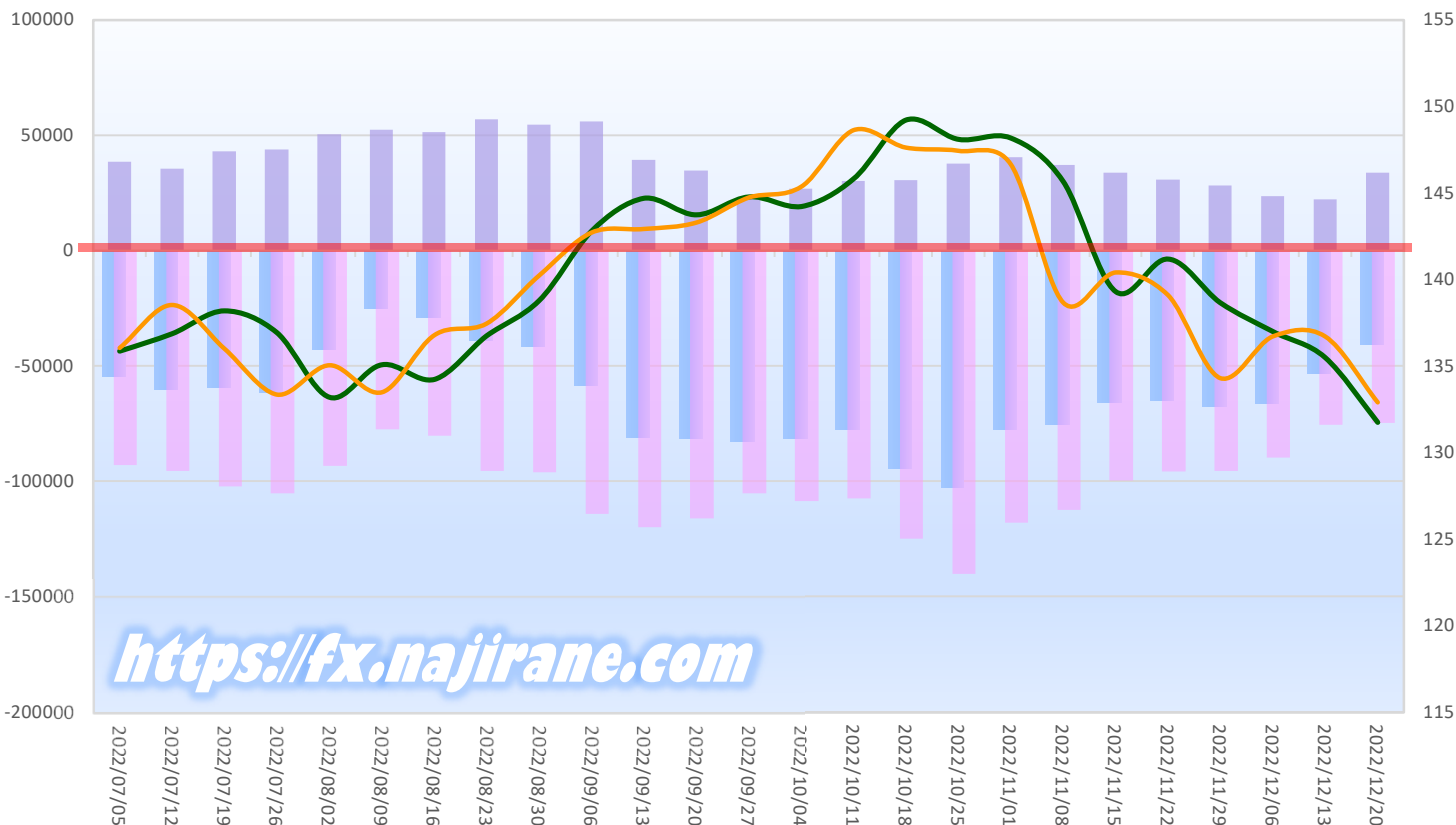
2022/06/28 ~ 2022/12/20

2022/12/23 NYクローズ時公表値

Report_Date	Non Commercial Positions												参考引け値	
	Long	増減	増減(%)	Short	増減	増減(%)	売り越し	増減	増減(%)	売買計	増減	増減(%)	12/20(火)	12/23(金)
2022/12/20	33686	11396	51.1%	74567	-911	-1.2%	40881	-12307	-23.1%	108253	10485	10.7%	131.77	132.88
2022/12/13	22290	-1299	-5.5%	75478	-14107	-15.7%	53188	-12808	-19.4%	97768	-15406	-13.6%	135.49	136.70
2022/12/06	23589	-4536	-16.1%	89585	-5934	-6.2%	65996	-1398	-2.1%	113174	-10470	-8.5%	137.00	136.70
2022/11/29	28125	-2675	-8.7%	95519	-131	-0.1%	67394	2544	3.9%	123644	-2806	-2.2%	138.68	134.32
2022/11/22	30800	-2997	-8.9%	95650	-3989	-4.0%	64850	-992	-1.5%	126450	-6986	-5.2%	141.20	139.06
2022/11/15	33797	-3404	-9.2%	99639	-12820	-11.4%	65842	-9416	-12.5%	133436	-16224	-10.8%	139.30	140.40
2022/11/08	37201	-3259	-8.1%	112459	-5621	-4.8%	75258	-2362	-3.0%	149660	-8880	-5.6%	145.67	138.67
2022/11/01	40460	2881	7.7%	118080	-22117	-15.8%	77620	-24998	-24.4%	158540	-19236	-10.8%	148.17	146.66
2022/10/25	37579	6996	22.9%	140197	15278	12.2%	102618	8282	8.8%	177776	22274	14.3%	148.09	147.43
2022/10/18	30583	434	1.4%	124919	17377	16.2%	94336	16943	21.9%	155502	17811	12.9%	149.20	147.63
2022/10/11	30149	3187	11.8%	107542	-1043	-1.0%	77393	-4230	-5.2%	137691	2144	1.6%	145.80	148.61
2022/10/04	26962	4256	18.7%	108585	3323	3.2%	81623	-933	-1.1%	135547	7579	5.9%	144.24	145.36
2022/09/27	22706	-12061	-34.7%	105262	-10785	-9.3%	82556	1276	1.6%	127968	-22846	-15.1%	144.79	144.72
2022/09/20	34767	-4556	-11.6%	116047	-3968	-3.3%	81280	588	0.7%	150814	-8524	-5.3%	143.73	143.30
2022/09/13	39323	-16679	-29.8%	120015	5824	5.1%	80692	22503	38.7%	159338	-10855	-6.4%	144.69	142.91
2022/09/06	56002	1489	2.7%	114191	18147	18.9%	58189	16658	40.1%	170193	19636	13.0%	142.78	142.69
2022/08/30	54513	-2221	-3.9%	96044	503	0.5%	41531	2724	7.0%	150557	-1718	-1.1%	138.78	140.24
2022/08/23	56734	5426	10.6%	95541	15342	19.1%	38807	9916	34.3%	152275	20768	15.8%	136.74	137.46
2022/08/16	51308	-1025	-2.0%	80199	2834	3.7%	28891	3859	15.4%	131507	1809	1.4%	134.24	136.79
2022/08/09	52333	1900	3.8%	77365	-15821	-17.0%	25032	-17721	-41.4%	129698	-13921	-9.7%	135.10	133.49
2022/08/02	50433	6621	15.1%	93186	-12107	-11.5%	42753	-18728	-30.5%	143619	-5486	-3.7%	133.18	135.05
2022/07/26	43812	932	2.2%	105293	3188	3.1%	61481	2256	3.8%	149105	4120	2.8%	136.92	133.36
2022/07/19	42880	7347	20.7%	102105	6574	6.9%	59225	-773	-1.3%	144985	13921	10.6%	138.18	135.99
2022/07/12	35533	-3127	-8.1%	95531	2426	2.6%	59998	5553	10.2%	131064	-701	-0.5%	136.87	138.53
2022/07/05	38660	2198	6.0%	93105	4073	4.6%	54445	1875	3.6%	131765	6271	5.0%	135.84	136.06
2022/06/28	36462			89032			52570			125494			136.14	135.30

JAPANESE YEN - CHICAGO MERCANTILE EXCHANGE  
FUTURES ONLY POSITIONS

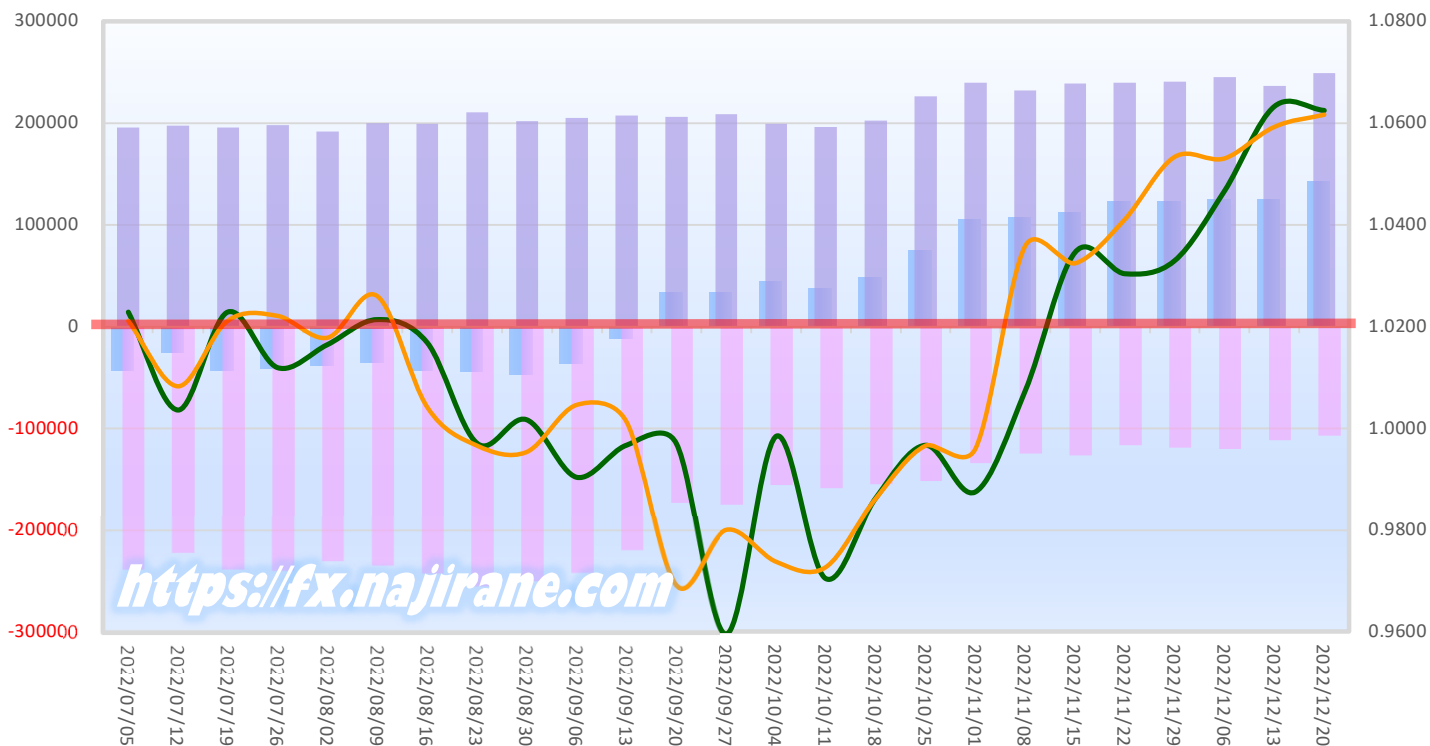
売越し Long Short 火曜終値 金曜終値



EURO FX - CHICAGO MERCANTILE EXCHANGE													Code-099741	
2022/06/28 ~ 2022/12/20													2022/12/23 NYクロス時公表値	
Report_Date	Non Commercial Positions											参考引け値		
	Long	増減		Short	増減		売越し	増減		売買計	増減		12/20(火)	12/23(金)
2022/12/20	249149	12734	5.4%	106877	-4823	-4.3%	-142272	17557	14.1%	356026	7911	2.3%	1.0625	1.0617
2022/12/13	236415	-8648	-3.5%	111700	-8480	-7.1%	-124715	-168	-0.1%	348115	-17128	-4.7%	1.0633	1.0593
2022/12/06	245063	3941	1.6%	120180	1305	1.1%	-124883	2636	2.2%	365243	5246	1.5%	1.0466	1.0531
2022/11/29	241122	1524	0.6%	118875	2389	2.1%	-122247	-865	-0.7%	359997	3913	1.1%	1.0329	1.0533
2022/11/22	239598	229	0.1%	116486	-10217	-8.1%	-123112	10446	9.3%	356084	-9988	-2.7%	1.0305	1.0410
2022/11/15	239369	7052	3.0%	126703	1985	1.6%	-112666	5067	4.7%	366072	9037	2.5%	1.0346	1.0324
2022/11/08	232317	-7453	-3.1%	124718	-9262	-6.9%	-107599	1809	1.7%	357035	-16715	-4.5%	1.0074	1.0358
2022/11/01	239770	13036	5.7%	133980	-17845	-11.8%	-105790	30881	41.2%	373750	-4809	-1.3%	0.9874	0.9959
2022/10/25	226734	24031	11.9%	151825	-2728	-1.8%	-74909	26759	55.6%	378559	21303	6.0%	0.9967	0.9966
2022/10/18	202703	6567	3.3%	154553	-4084	-2.6%	-48150	10651	28.4%	357256	2483	0.7%	0.9863	0.9862
2022/10/11	196136	-3255	-1.6%	158637	2928	1.9%	-37499	-6183	-14.2%	354773	-327	-0.1%	0.9705	0.9727
2022/10/04	199391	-9345	-4.5%	155709	-19230	-11.0%	-43682	9885	29.2%	355100	-28575	-7.4%	0.9984	0.9738
2022/09/27	208736	2172	1.1%	174939	1824	1.1%	-33797	348	1.0%	383675	3996	1.1%	0.9596	0.9800
2022/09/20	206564	-1214	-0.6%	173115	-46500	-21.2%	-33449	-45286	-382.6%	379679	-47714	###	0.9971	0.9692
2022/09/13	207778	2501	1.2%	219615	-22011	-9.1%	11837	-24512	-67.4%	427393	-19510	-4.4%	0.9967	1.0013
2022/09/06	205277	3019	1.5%	241626	-8308	-3.3%	36349	-11327	-23.8%	446903	-5289	-1.2%	0.9904	1.0046
2022/08/30	202258	-8567	-4.1%	249934	-5000	-2.0%	47676	3567	8.1%	452192	-13567	-2.9%	1.0017	0.9954
2022/08/23	210825	11599	5.8%	254934	12924	5.3%	44109	1325	3.1%	465759	24523	5.6%	0.9970	0.9966
2022/08/16	199226	-862	-0.4%	242010	7386	3.1%	42784	8248	23.9%	441236	6524	1.5%	1.0168	1.0041
2022/08/09	200088	8396	4.4%	234624	4121	1.8%	34536	-4275	-11.0%	434712	12517	3.0%	1.0214	1.0261
2022/08/02	191692	-6349	-3.2%	230503	-9122	-3.8%	38811	-2773	-6.7%	422195	-15471	-3.5%	1.0165	1.0178
2022/07/26	198041	2166	1.1%	239625	1005	0.4%	41584	-1161	-2.7%	437666	3171	0.7%	1.0119	1.0221
2022/07/19	195875	-1365	-0.7%	238620	16136	7.3%	42745	17501	69.3%	434495	14771	3.5%	1.0228	1.0212
2022/07/12	197240	102	0.1%	222484	8494	4.0%	25244	8392	49.8%	419724	8596	2.1%	1.0036	1.0082
2022/07/05	197138	7724	4.1%	213990	13980	7.0%	16852	6256	59.0%	411128	21704	5.6%	1.0266	1.0178
2022/06/28	189414			200010			10596			389424			1.0522	1.0429

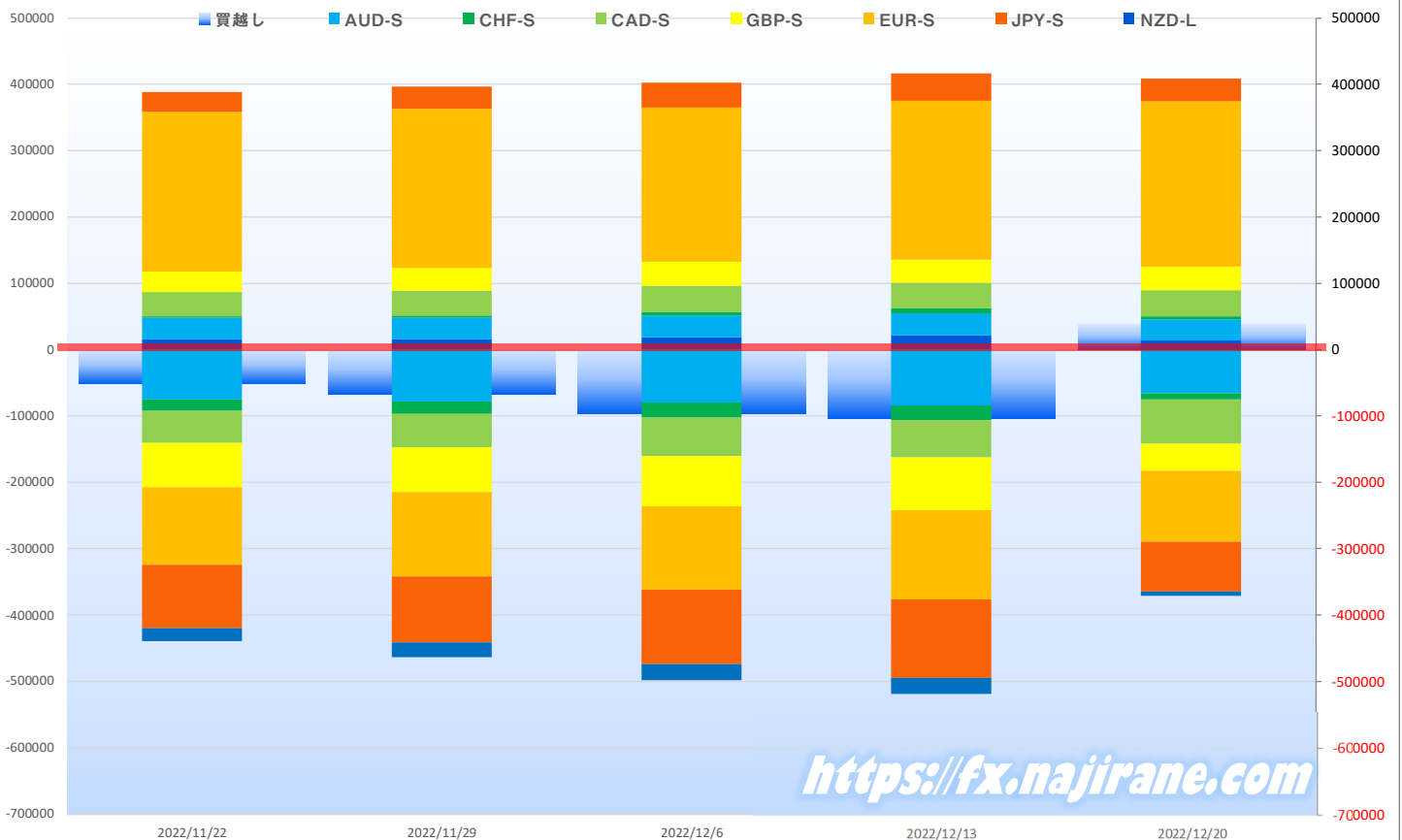
### EURO FX - CHICAGO MERCANTILE EXCHANGE FUTURES ONLY POSITIONS

売越し Long Short 火曜終値 金曜終値



	2022/11/22			2022/11/29			2022/12/06			2022/12/13			2022/12/20		
	Long	Short	売り越し	Long	Short	売り越し	Long	Short	売り越し	Long	Short	売り越し	Long	Short	売り越し
JPY	30800	95650	64850	28125	95519	67394	23589	89585	65996	22290	75478	53188	<b>33686</b>	<b>74567</b>	<b>40881</b>
	前週比 枚数増減 (枚)			-2675	-131	2544	-4536	-5934	-1398	-1299	-14107	-12808	11396	-911	-12307
	前週比 枚数増減 (%)			-8.7%	-0.1%	3.9%	-16.1%	-6.2%	-2.1%	-5.5%	-15.7%	-19.4%	51.1%	-1.2%	-23.1%
EUR	239598	116486	-123112	241122	118875	-122247	245063	120180	-124883	236415	111700	-124715	<b>249149</b>	<b>106877</b>	<b>-142272</b>
	前週比 枚数増減 (枚)			1524	2389	-865	3941	1305	2636	-8648	-8480	-168	12734	-4823	17557
	前週比 枚数増減 (%)			0.6%	2.1%	-0.7%	1.6%	1.1%	2.2%	-3.5%	-7.1%	-0.1%	5.4%	-4.3%	14.1%
GBP	30917	66859	35942	26000	62584	36584	28539	56732	28193	32008	57747	25739	<b>35284</b>	<b>40887</b>	<b>5603</b>
	前週比 枚数増減 (枚)			-4917	-4275	642	2539	-5852	-8391	3469	1015	-2454	3276	-16860	-20136
	前週比 枚数増減 (%)			-15.9%	-6.4%	1.8%	9.8%	-9.4%	-22.9%	12.2%	1.8%	-8.7%	10.2%	-29.2%	-78.2%
AUD	32825	75611	42786	35045	79675	44630	36334	76897	40563	35825	73662	37837	<b>31779</b>	<b>65894</b>	<b>34115</b>
	前週比 枚数増減 (枚)			2220	4064	1844	1289	-2778	-4067	-509	-3235	-2726	-4046	-7768	-3722
	前週比 枚数増減 (%)			6.8%	5.4%	4.3%	3.7%	-3.5%	-9.1%	-1.4%	-4.2%	-6.7%	-11.3%	-10.5%	-9.8%
CAD	36733	48405	11672	35123	51239	16116	30717	52807	22090	31720	58968	27248	<b>39705</b>	<b>66666</b>	<b>26961</b>
	前週比 枚数増減 (枚)			-1610	2834	4444	-4406	1568	5974	1003	6161	5158	7985	7698	-287
	前週比 枚数増減 (%)			-4.4%	5.9%	38.1%	-12.5%	3.1%	37.1%	3.3%	11.7%	23.3%	25.2%	13.1%	-1.1%
CHF	1910	16386	14476	1488	15735	14247	1343	13573	12230	2081	13892	11811	<b>5001</b>	<b>9065</b>	<b>4064</b>
	前週比 枚数増減 (枚)			-422	-651	-229	-145	-2162	-2017	738	319	-419	2920	-4827	-7747
	前週比 枚数増減 (%)			-22.1%	-4.0%	-1.6%	-9.7%	-13.7%	-14.2%	55.0%	2.4%	-3.4%	140.3%	-34.7%	-65.6%
NZD	15536	19820	4284	18855	23909	5054	16302	22800	6498	19700	27206	7506	<b>13386</b>	<b>7052</b>	<b>-6334</b>
	前週比 枚数増減 (枚)			3319	4089	770	-2553	-1109	1444	3398	4406	1008	-6314	-20154	13840
	前週比 枚数増減 (%)			21.4%	20.6%	18.0%	-13.5%	-4.6%	28.6%	20.8%	19.3%	15.5%	-32.1%	-74.1%	184.4%
MXN	188446	125127	-63319	199744	133658	-66086	177555	129603	-47952	168481	124117	-44364	<b>124474</b>	<b>179570</b>	<b>55096</b>
	前週比 枚数増減 (枚)			11298	8531	2767	-22189	-4055	-18134	-9074	-5486	-3588	-44007	55453	99460
	前週比 枚数増減 (%)			6.0%	6.8%	4.4%	-11.1%	-3.0%	-27.4%	-5.1%	-4.2%	-7.5%	-26.1%	44.7%	224.2%
Total All 8	576765	564344	-12421	585502	581194	-4308	559442	562177	2735	548520	542770	-5750	<b>532464</b>	<b>550578</b>	<b>18114</b>
	前週比 枚数増減 (枚)			8737	16850	-8113	-26060	-19017	7043	-10922	-19407	8485	-16056	7808	23864
	前週比 枚数増減 (%)			1.5%	3.0%	-65.3%	-4.5%	-3.3%	163.5%	-2.0%	-3.5%	310.2%	-2.9%	1.4%	415.0%
Total 7 (MXN除く)	388319	439217	50898	385758	447536	61778	381887	432574	50687	380039	418653	38614	<b>407990</b>	<b>371008</b>	<b>-36982</b>
	前週比 枚数増減 (枚)			-2561	8319	10880	-3871	-14962	-11091	-1848	-13921	-12073	27951	-47645	75596
	前週比 枚数増減 (%)			-0.7%	1.9%	21.4%	-1.0%	-3.3%	-18.0%	-0.5%	-3.2%	-23.8%	7.4%	-11.4%	195.8%

## 直近5週 CFTC IMM主要7通貨の売買構成

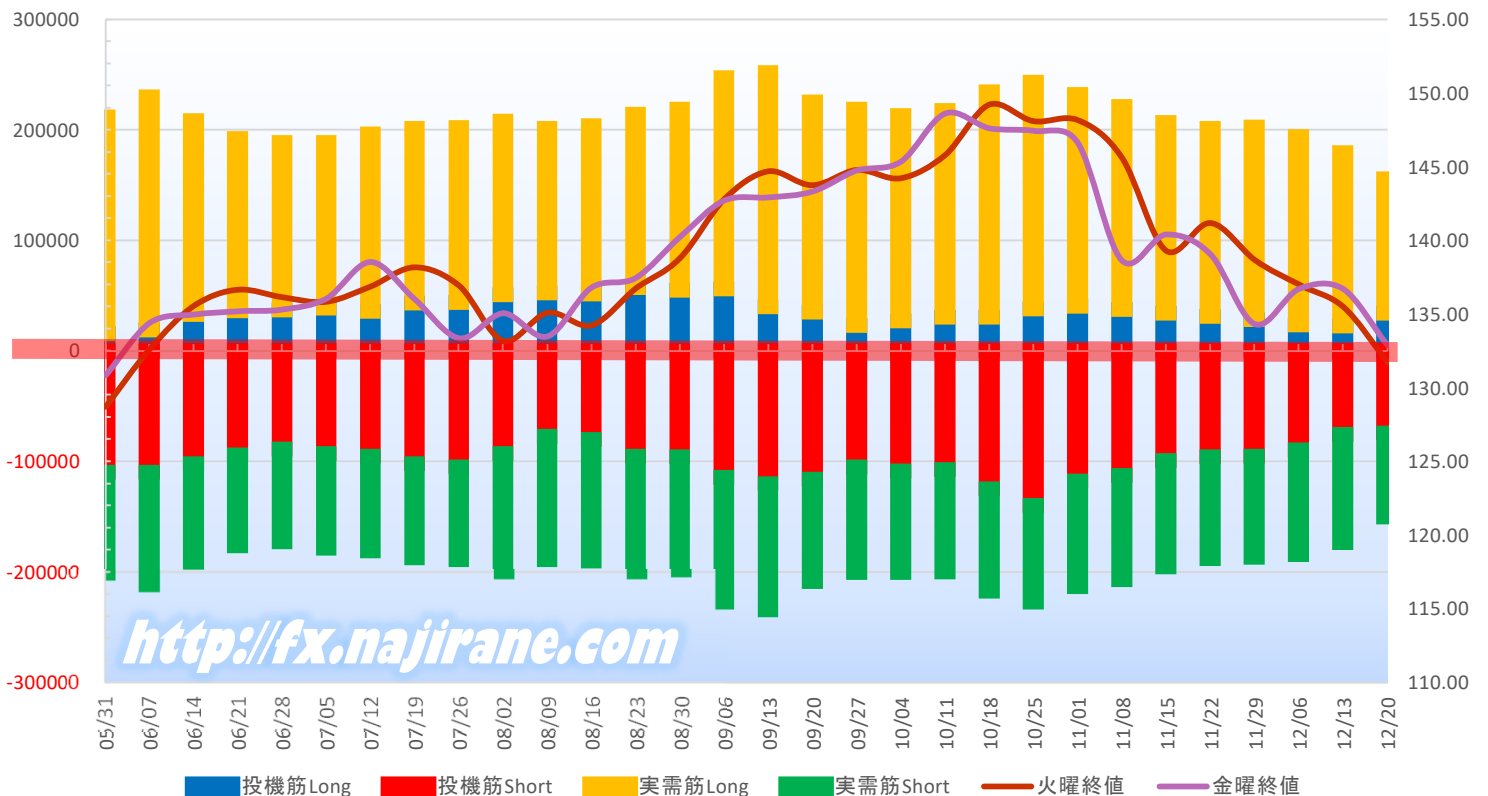


**JAPANESE YEN - CHICAGO MERCANTILE EXCHANGE  
FUTURES ONLY POSITIONS**

**Code-097741  
2022/12/23 公表値**

Date	投機筋集計				実需筋集計				投機筋+実需筋合計				ドル円終値	
	円買い	円売り	売り越し	売買計	円買い	円売り	売り越し	売買計	円買い	円売り	売り越し	売買計	火曜締め	金曜締め
2022/12/20	33686	74567	40881	108253	121482	75759	-45723	197241	155168	150326	-4842	305494	131.77	132.88
2022/12/13	22290	75478	53188	97768	157021	97992	-59029	255013	179311	173470	-5841	352781	135.49	136.70
2022/12/06	23589	89585	65996	113174	169918	94716	-75202	264634	193507	184301	-9206	377808	137.00	136.70
2022/11/29	28125	95519	67394	123644	173959	91290	-82669	265249	202084	186809	-15275	388893	138.68	134.32
2022/11/22	30800	95650	64850	126450	170350	92244	-78106	262594	201150	187894	-13256	389044	141.20	139.06
2022/11/15	33797	99639	65842	133436	172905	95692	-77213	268597	206702	195331	-11371	402033	139.30	140.40
2022/11/08	37201	112459	75258	149660	183539	94559	-88980	278098	220740	207018	-13722	427758	145.67	138.67
2022/11/01	40460	118080	77620	158540	191221	95447	-95774	286668	231681	213527	-18154	445208	148.17	146.66
2022/10/25	37579	140197	102618	177776	205120	87038	-118082	292158	242699	227235	-15464	469934	148.09	147.43
2022/10/18	30583	124919	94336	155502	203508	92667	-110841	296175	234091	217586	-16505	451677	149.20	147.63
2022/10/11	30149	107542	77393	137691	187119	92670	-94449	279789	217268	200212	-17056	417480	145.80	148.61
2022/10/04	26962	108585	81623	135547	185691	92367	-93324	278058	212653	200952	-11701	413605	144.24	145.36
2022/09/27	22706	105262	82556	127968	195930	95297	-100633	291227	218636	200559	-18077	419195	144.79	144.72
2022/09/20	34767	116047	81280	150814	190267	92754	-97513	283021	225034	208801	-16233	433835	143.73	143.30
2022/09/13	39323	120015	80692	159338	212375	114076	-98299	326451	251698	234091	-17607	485789	144.69	142.91
2022/09/06	56002	114191	58189	170193	191138	113469	-77669	304607	247140	227660	-19480	474800	142.78	142.69
2022/08/30	54513	96044	41531	150557	163991	102704	-61287	266695	218504	198748	-19756	417252	138.78	140.24
2022/08/23	56734	95541	38807	152275	156987	104523	-52464	261510	213721	200064	-13657	413785	136.74	137.46
2022/08/16	51308	80199	28891	131507	152209	110230	-41979	262439	203517	190429	-13088	393946	134.24	136.79
2022/08/09	52333	77365	25032	129698	148628	111634	-36994	260262	200961	188999	-11962	389960	135.10	133.49
2022/08/02	50433	93186	42753	143619	157333	107079	-50254	264412	207766	200265	-7501	408031	133.18	135.05
2022/07/26	43812	105293	61481	149105	157963	84190	-73773	242153	201775	189483	-12292	391258	136.92	133.36
2022/07/19	42880	102105	59225	144985	158427	85345	-73082	243772	201307	187450	-13857	388757	138.18	135.99
2022/07/12	35533	95531	59998	131064	160589	85522	-75067	246111	196122	181053	-15069	377175	136.87	138.53
2022/07/05	38660	93105	54445	131765	149702	85639	-64063	235341	188362	178744	-9618	367106	135.84	136.06
2022/06/28	36462	89032	52570	125494	152071	84176	-67895	236247	188533	173208	-15325	361741	136.14	135.30
2022/06/21	35864	94318	58454	130182	156248	81899	-74349	238147	192112	176217	-15895	368329	136.67	135.20
2022/06/14	32441	102196	69755	134637	175789	89346	-86443	265135	208230	191542	-16688	399772	135.57	134.98
2022/06/07	18466	110112	91646	128578	210889	101780	-109109	312669	229355	211892	-17463	441247	132.64	134.38
2022/05/31	15201	109640	94439	124841	196584	91535	-105049	288119	211785	201175	-10610	412960	128.70	130.85

**JAPANESE YEN - CHICAGO MERCANTILE EXCHANGE  
FUTURES ONLY POSITIONS Cord-097741**

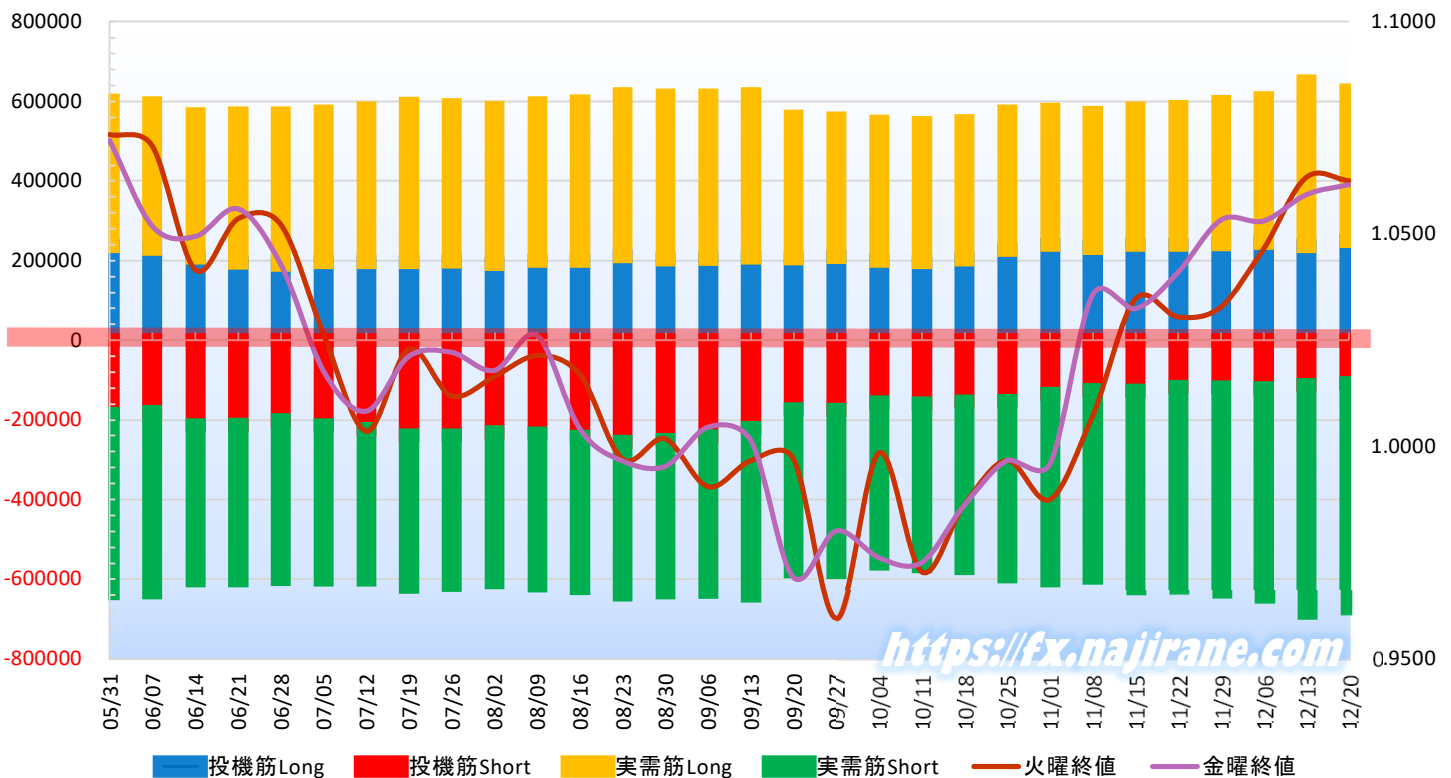


**EURO FX - CHICAGO MERCANTILE EXCHANGE**  
**FUTURES ONLY POSITIONS**

**Code-099741**  
**2022/12/23 公表値**

Date	投機筋集計				実需筋集計				投機筋+実需筋合計				ユーロドル終値	
	EUR買い	EUR売り	売り越し	売買計	EUR買い	EUR売り	売り越し	売買計	EUR買い	EUR売り	売り越し	売買計	火曜締め	金曜締め
2022/12/20	249149	106877	-142272	356026	379011	565025	186014	944036	628160	671902	43742	#####	1.0625	1.0617
2022/12/13	236415	111700	-124715	348115	414090	571467	157377	985557	650505	683167	32662	#####	1.0633	1.0593
2022/12/06	245063	120180	-124883	365243	363169	523174	160005	886343	608232	643354	35122	#####	1.0466	1.0531
2022/11/29	241122	118875	-122247	359997	356905	511490	154585	868395	598027	630365	32338	#####	1.0329	1.0533
2022/11/22	239598	116486	-123112	356084	345848	503792	157944	849640	585446	620278	34832	#####	1.0305	1.0410
2022/11/15	239369	126703	-112666	366072	343388	494961	151573	838349	582757	621664	38907	#####	1.0346	1.0324
2022/11/08	232317	124718	-107599	357035	339218	470981	131763	810199	571535	595699	24164	#####	1.0074	1.0358
2022/11/01	239770	133980	-105790	373750	339364	468183	128819	807547	579134	602163	23029	#####	0.9874	0.9959
2022/10/25	226734	151825	-74909	378559	346949	440781	93832	787730	573683	592606	18923	#####	0.9967	0.9966
2022/10/18	202703	154553	-48150	357256	347078	417655	70577	764733	549781	572208	22427	#####	0.9863	0.9862
2022/10/11	196136	158637	-37499	354773	349091	409252	60161	758343	545227	567889	22662	#####	0.9705	0.9727
2022/10/04	199391	155709	-43682	355100	348817	405665	56848	754482	548208	561374	13166	#####	0.9984	0.9738
2022/09/27	208736	174939	-33797	383675	348374	406814	58440	755188	557110	581753	24643	#####	0.9596	0.9800
2022/09/20	206564	173115	-33449	379679	354891	407201	52310	762092	561455	580316	18861	#####	0.9971	0.9692
2022/09/13	207778	219615	11837	427393	410364	421787	11423	832151	618142	641402	23260	#####	0.9967	1.0013
2022/09/06	205277	241626	36349	446903	409460	389850	-19610	799310	614737	631476	16739	#####	0.9904	1.0046
2022/08/30	202258	249934	47676	452192	411684	382824	-28860	794508	613942	632758	18816	#####	1.0017	0.9954
2022/08/23	210825	254934	44109	465759	406701	382394	-24307	789095	617526	637328	19802	#####	0.9970	0.9966
2022/08/16	199226	242010	42784	441236	400458	379542	-20916	780000	599684	621552	21868	#####	1.0168	1.0041
2022/08/09	200088	234624	34536	434712	394543	380141	-14402	774684	594631	614765	20134	#####	1.0214	1.0261
2022/08/02	191692	230503	38811	422195	391841	376321	-15520	768162	583533	606824	23291	#####	1.0165	1.0178
2022/07/26	198041	239625	41584	437666	393062	374406	-18656	767468	591103	614031	22928	#####	1.0119	1.0221
2022/07/19	195875	238620	42745	434495	397991	380561	-17430	778552	593866	619181	25315	#####	1.0228	1.0212
2022/07/12	197240	222484	25244	419724	385039	379279	-5760	764318	582279	601763	19484	#####	1.0036	1.0082
2022/07/05	197138	213990	16852	411128	377654	386290	8636	763944	574792	600280	25488	#####	1.0266	1.0178
2022/06/28	189414	200010	10596	389424	380084	399896	19812	779980	569498	599906	30408	#####	1.0522	1.0429
2022/06/21	195554	211159	15605	406713	373695	391877	18182	765572	569249	603036	33787	#####	1.0536	1.0559
2022/06/14	206986	213004	6018	419990	361159	389654	28495	750813	568145	602658	34513	#####	1.0416	1.0494
2022/06/07	230248	179705	-50543	409953	365628	453817	88189	819445	595876	633522	37646	#####	1.0706	1.0519
2022/05/31	236553	184281	-52272	420834	365434	450620	85186	816054	601987	634901	32914	#####	1.0733	1.0721

**EURO FX - CHICAGO MERCANTILE EXCHANGE**  
**FUTURES ONLY POSITIONS Code-099741**



<https://fx.najirane.com>

# Bitcoin/USD 及び CME Futures (当月及び限月別)

※取引単位=5ビットコイン  
(CME CFビットコイン参考基準レート=BRRを対象)

Bitcoin/USD						CME Futures 2022/11		CME Futures 2022/12		CME Futures 2023/01		CME Futures 2023/02		CME Futures 2023/03	
Date	Open	High	Low	Close		Close	Volume	Close	Volume	Close	Volume	Close	Volume	Close	Volume
2022/10/18	19550	19667	19145	19334		19175	30	19205	3	19235	1	19260	0	0	0
2022/10/19	19335	19348	19128	19140		19200	41	19215	14	19255	1	19350	0	0	0
2022/10/20	19138	19315	18971	19054		19015	28	19045	2	19070	0	19090	0	0	0
2022/10/21	19053	19237	18771	19172		19155	42	19185	7	19215	1	19240	0	0	0
2022/10/22	19172	19248	19132	19208		0	0	0	0	0	0	0	0	0	0
2022/10/23	19208	19647	19124	19567		0	0	0	0	0	0	0	0	0	0
2022/10/24	19568	19589	19206	19346		19315	133	19340	7	19375	2	19415	0	0	0
2022/10/25	19345	20348	19261	20096		20295	654	20315	11	20355	0	20455	0	0	0
2022/10/26	20092	20938	20076	20770		20820	2719	20830	93	20845	0	20870	0	0	0
2022/10/27	20773	20854	20255	20286		20755	2161	20765	127	20760	10	20775	1	20800	0
2022/10/28	20288	20725	20086	20595		20685	578	20705	46	20740	0	20825	0	20910	0
2022/10/29	20595	20988	20566	20818		0	0	0	0	0	0	0	0	0	0
2022/10/30	20818	20917	20547	20636		0	0	0	0	0	0	0	0	0	0
2022/10/31	20634	20795	20287	20496		20365	443	20385	46	20415	3	20460	0	20560	0
2022/11/1	20495	20647	20360	20485		20465	230	20480	5	20505	4	20545	0	20645	0
2022/11/2	20483	20743	20087	20160		20255	657	20270	21	20295	2	20350	0	20450	0
2022/11/3	20163	20382	20086	20210		20270	475	20285	10	20310	1	20350	0	20450	0
2022/11/4	20209	21210	20188	21147		21135	984	21150	45	21165	4	21215	0	21315	0
2022/11/5	21145	21447	21098	21283		0	0	0	0	0	0	0	0	0	0
2022/11/6	21285	21345	20920	20926		0	0	0	0	0	0	0	0	0	0
2022/11/7	20925	21053	20490	20603		20850	681	20865	20	20890	5	20960	2	21060	0
2022/11/8	20601	20665	17604	18541		18075	3384	18090	222	18115	47	18205	4	18305	0
2022/11/9	18544	18590	15683	15881		15595	2681	15605	247	15625	96	15720	30	15815	0
2022/11/10	15883	18054	15834	17587		17685	1933	17655	228	17660	68	17730	17	17825	0
2022/11/11	17583	17651	16543	17034		15795	1296	15770	80	15755	23	15825	0	15920	1
2022/11/12	17037	17067	16652	16799		0	0	0	0	0	0	0	0	0	0
2022/11/13	16800	16921	16321	16353		0	0	0	0	0	0	0	0	0	0
2022/11/14	16352	17109	15873	16618		15820	658	15790	91	15770	14	15925	0	16020	1
2022/11/15	16617	17052	16543	16885		16510	1659	16490	381	16485	41	16640	22	16735	0
2022/11/16	16884	16960	16430	16669		16080	948	16040	115	16015	18	16055	2	16150	0
2022/11/17	16670	16726	16461	16688		16290	1852	16230	44	16200	4	16240	0	16335	0
2022/11/18	16688	16947	16565	16698		16260	3138	16200	16	16155	4	16190	0	16285	1
2022/11/19	16696	16798	16570	16712		0	0	0	0	0	0	0	0	0	0
2022/11/20	16713	16747	16249	16292		0	0	0	0	0	0	0	0	0	0
2022/11/21	16291	16291	15599	15787		15365	6702	15290	212	15245	38	15285	1	15380	1
2022/11/22	15782	16253	15657	16190		15590	8037	15595	2233	15605	67	15615	4	15710	1
2022/11/23	16196	16638	16171	16611		16255	7688	16255	2336	16230	81	16240	0	16315	1
2022/11/24	16612	16771	16502	16604		0	0	0	0	0	0	0	0	0	0
2022/11/25	16602	16603	16388	16522		16300	3599	16220	167	16190	82	16200	0	16290	1
2022/11/26	16522	16667	16416	16464		0	0	0	0	0	0	0	0	0	0
2022/11/27	16464	16594	16437	16445		0	0	0	0	0	0	0	0	0	0
2022/11/28	16440	16483	16055	16217		15990	6804	15890	321	15865	44	15875	22	15950	1
2022/11/29	16218	16522	16139	16445		16265	4649	16165	264	16145	16	16150	12	16235	1
2022/11/30	16445	17191	16445	17169		17080	8018	16985	499	16965	41	16965	6	17015	1
2022/12/1	17168	17197	16888	16967		16820	6039	16775	351	16765	14	16770	1	16845	1
2022/12/2	16969	17089	16878	17089		16995	3869	16940	306	16935	9	16945	7	16975	1
2022/12/3	17090	17116	16888	16908		0	0	0	0	0	0	0	0	0	0
2022/12/4	16908	17158	16903	17130		0	0	0	0	0	0	0	0	0	0
2022/12/5	17129	17378	16922	16975		16825	6335	16775	255	16770	18	16775	1	16860	1
2022/12/6	16975	17092	16940	17090		16945	3720	16875	196	16870	7	16875	28	16925	1
2022/12/7	17090	17109	16751	16848		16725	3966	16635	196	16615	13	16610	3	16680	1
2022/12/8	16847	17268	16789	17233		17185	7120	17100	343	17085	19	17070	22	17125	1
2022/12/9	17232	17281	17101	17133		17035	4444	16965	198	16950	4	16945	2	17015	1
2022/12/10	17134	17217	17121	17129		0	0	0	0	0	0	0	0	0	0
2022/12/11	17130	17246	17092	17104		0	0	0	0	0	0	0	0	0	0
2022/12/12	17103	17213	16899	17206		17115	4191	17020	186	17000	9	17000	38	17050	1
2022/12/13	17206	17930	17112	17781		17745	9178	17640	534	17620	52	17605	20	17680	1
2022/12/14	17782	18319	17740	17816		17795	7805	17705	516	17675	16	17660	11	17715	1
2022/12/15	17814	17847	17323	17365		17395	5851	17285	466	17255	6	17250	12	17310	1
2022/12/16	17365	17506	16585	16647		16775	7266	16685	365	16650	24	16625	11	16680	1
2022/12/17	16647	16801	16614	16795		0	0	0	0	0	0	0	0	0	0
2022/12/18	16796	16815	16698	16758		0	0	0	0	0	0	0	0	0	0
2022/12/19	16759	16808	16398	16440		16495	4393	16390	428	16340	26	16310	16	16365	1
2022/12/20	16442	17013	16428	16906		16840	5601	16725	475	16650	90	16605	10	16660	1
2022/12/21	16905	16917	16756	16818		16735	2295	16590	599	16520	45	16470	6	16480	1
2022/12/22	16818	16867	16592	16830		16735	5529	16575	1339	16520	37	16490	33	16500	1
2022/12/23	16830	16905	16794	16797		16780	4069	16665	2154	16600	74	16465	2	16515	1
2022/12/24	16797	16865	16794	16848		0	0	---	---	---	---	---	---	---	---
2022/12/25	16847	16859	16759	16822		0	0	---	---	---	---	---	---	---	---



Date	BTC(BitCoin)/JPY					ETH(Ethereum)/JPY					XRP(Ripple)/JPY				
	Open	High	Low	Close	Volume	Open	High	Low	Close	Volume	Open	High	Low	Close	Volume
2022/10/26	2973294.50	3066620.00	2971887.75	3034296.75	8603947.45	216221.78	232355.98	216188.72	228855.41	4777863.63	68.2888	68.8582	67.9324	68.5698	21034.88
2022/10/27	3034641.75	3026708.25	2962054.50	2967532.50	7259455.36	228895.55	239913.28	220935.05	221531.73	3337293.92	68.5726	70.1620	67.4112	67.6436	247934.33
2022/10/28	2967842.50	3061418.00	2963342.75	3036887.50	6487240.83	221524.17	231309.19	219714.92	229362.98	2945358.06	67.6466	69.9931	67.2987	69.8909	177239.77
2022/10/29	3036851.00	3094843.75	3032631.00	3069788.50	5952734.85	229333.03	243652.02	228552.84	238832.64	3187705.01	69.8913	71.0240	68.9643	69.3652	207142.63
2022/11/01	3069715.50	3084317.25	3032983.75	3050241.50	4654138.43	238832.55	241389.42	233145.70	235140.84	2059066.84	69.3639	69.6739	67.2549	67.7663	142613.47
2022/11/03	3049959.50	3090839.75	3017414.75	3048545.00	6792735.37	235096.19	242336.66	231528.30	233925.81	2871714.46	67.5833	69.3298	66.5690	69.3002	217459.31
2022/11/11	3048414.50	3044905.25	3012726.50	3029958.50	5889637.74	233915.53	236422.00	232037.70	233652.70	2145763.51	69.2863	69.1444	67.3750	68.7152	188351.86
2022/11/12	3029616.25	3028263.75	2972604.75	2981402.25	8215647.38	233622.13	235543.44	222855.17	224751.19	3439081.84	68.7076	68.6678	66.1927	66.6801	204363.23
2022/11/13	2981873.50	3002823.00	2980221.25	2998907.00	6414600.76	224753.11	229286.94	224251.69	227261.45	2114275.40	66.6816	68.1106	66.5317	67.5363	161285.87
2022/11/14	2998726.25	3113064.25	2993166.50	3100289.50	9393382.28	227240.06	243832.52	226736.22	241178.92	3050405.01	67.5732	74.6739	67.2999	73.9482	406715.42
2022/11/15	3099938.00	3144220.75	3093018.75	3120149.00	5548419.67	241188.17	243435.61	238374.47	238668.25	1613677.26	73.9523	74.3438	72.1450	72.3246	178300.50
2022/11/16	3120495.75	3129339.00	3072049.00	3072973.50	5151757.55	238658.44	239571.98	230876.58	230876.58	1708223.48	72.3239	72.4663	69.0881	69.1161	138155.06
2022/11/17	3072699.50	3097816.75	3004240.00	3020919.00	7846108.98	230844.61	235152.44	228677.66	229997.05	2240447.55	69.1181	70.2083	67.7620	68.3069	233567.01
2022/11/18	3020604.50	3029050.50	2563667.50	2693961.75	17289059.57	229958.69	231085.20	183417.23	193654.91	6109382.18	68.3023	68.4133	52.7281	59.0250	578969.81
2022/11/19	2694323.50	2703852.25	2294581.75	2321727.75	15044459.06	193696.59	194274.53	158498.78	160841.89	5681885.27	59.0267	59.6110	47.7131	48.7101	532587.61
2022/11/20	2322075.50	2549702.25	2315590.50	2492698.25	11792851.69	160832.75	190464.53	159859.88	184182.36	4050988.80	48.7061	56.3339	48.4379	56.0861	439983.75
2022/11/21	2429199.50	2508481.50	2310714.25	2364360.00	7754980.37	184099.84	185014.13	169192.72	178666.28	2903770.83	56.0782	56.5272	51.3949	53.3212	238764.51
2022/11/22	2364718.25	2368854.50	2311266.75	2331978.75	4125262.44	178696.44	178795.34	172410.75	174250.08	1522101.31	53.3242	53.3242	50.1698	50.4838	129366.73
2022/11/23	2332053.50	2348856.25	2276026.75	2283207.75	3798864.60	174274.08	176532.78	167440.50	170586.73	1496338.94	50.4831	51.1893	46.5951	47.5112	148568.59
2022/11/24	2283021.25	2401155.75	2215613.25	2328095.50	6952856.26	170597.38	180229.59	163952.02	173940.22	2105324.60	47.5158	52.9521	45.1890	52.7914	336346.56
2022/11/25	2327995.50	2374052.50	232071.25	2346395.75	5086095.55	173950.53	177096.03	172327.36	173949.41	1639528.38	52.7227	55.0783	51.7086	53.9918	273286.16
2022/11/26	2346357.75	2374934.50	2289360.25	2322499.50	4726732.68	173959.48	176905.44	166230.09	169366.00	1663500.74	53.9930	54.5262	50.8388	52.4288	183229.30
2022/11/27	2322637.00	2331155.50	2296886.75	2343347.75	3913497.39	169400.28	170722.86	167082.78	168623.77	1365444.90	52.4273	53.6918	51.8333	53.7189	186231.77
2022/11/28	2343403.00	2376870.25	2322348.25	2343450.75	3769979.86	168622.86	171562.30	168622.86	170140.36	1119941.47	53.7187	54.1903	52.6856	53.7610	132651.21
2022/11/29	2343232.00	2357835.00	2345717.50	2260751.08	170128.47	172345.45	168480.83	171024.56	839207.03	53.7600	54.3836	52.8969	53.9983	82025.63	
2022/11/30	2345910.25	2350662.75	2280357.75	2285187.50	2989538.82	171025.88	171817.77	159651.89	160249.05	1353705.93	53.9980	55.2456	50.6514	50.7685	162170.50
2022/12/01	2285102.00	2285102.00	212671.25	2243286.25	5318524.03	160239.09	160239.09	154146.30	157490.88	2000704.66	50.7686	52.1966	48.8094	51.8359	305975.47
2022/12/02	224578.25	2297834.25	2222608.00	2285347.75	4337399.15	157429.92	160474.78	152702.13	160241.08	1699661.08	51.8252	53.3243	50.0082	53.0847	192517.03
2022/12/03	2286169.25	2322536.75	2282285.00	2312915.25	4589274.26	160276.11	165057.08	159683.52	164751.59	1565457.64	53.0822	53.1832	52.1826	53.1323	153175.37
2022/12/04	2313045.00	2329061.50	2279889.75	2301452.75	3621600.71	164771.86	167937.33	164327.75	166877.42	1345346.35	53.1321	55.9514	51.9100	55.7179	147591.44
2022/12/05	2301148.25	2300683.00	2272764.50	2298601.25	2598612.36	166851.95	166851.95	162925.97	166800.58	762865.25	55.7165	57.8730	54.1493	56.8203	176581.63
2022/12/06	2298564.50	2318777.50	2290599.25	2504251.49	166781.72	170111.70	166965.88	167700.56	705942.66	56.8200	57.3579	54.9663	55.1810	85533.32	
2022/12/07	2290538.00	2311293.75	2291111.00	2291967.00	2849364.95	16771.59	169781.14	166558.38	166570.61	625371.65	55.1778	56.7506	55.0894	55.3068	87808.69
2022/12/08	2291353.25	2292471.00	2228346.00	2249734.50	3848628.05	166547.41	166558.16	160459.84	162319.23	1009275.45	55.3040	55.4082	52.1216	54.1466	163567.42
2022/12/09	2249778.50	2281367.25	2236234.50	2281763.25	3271990.30	162289.86	169539.03	161208.53	168846.66	1059977.74	54.1412	55.9009	53.2608	55.2991	134456.93
2022/12/10	2281832.00	2360068.25	2281832.00	2358307.00	4055415.07	168850.48	179448.28	168726.91	177978.27	1351218.91	55.2998	56.6188	55.1362	56.1457	128205.85
2022/12/11	2358229.75	2363227.00	2285425.00	2293163.75	3094387.39	177989.39	178089.05	172555.41	172492.61	926872.43	56.1459	56.1995	53.6080	53.6164	100296.06
2022/12/12	2293373.25	2295263.25	2288134.50	2295263.25	2624475.44	172500.00	173844.36	171588.98	173844.36	834585.81	53.6172	53.8312	52.1164	53.2255	104537.74
2022/12/13	2295456.50	2298941.00	2268330.50	2271029.75	2178290.63	173864.92	174588.05	166742.92	166998.52	761916.52	53.2252	53.2448	52.0620	52.1340	66687.44
2022/12/14	2271020.75	2307565.25	2270385.50	2303750.50	2262603.62	166982.98	172349.19	166941.69	172172.11	695829.73	52.1306	52.7974	52.0526	52.5471	60646.32
2022/12/15	2303536.50	2335551.00	2313998.75	2318459.00	3033365.94	172137.47	176202.36	171264.95	172049.42	835932.17	52.5349	53.0330	52.4310	53.2102	121582.70
2022/12/16	2318515.50	2339852.00	2320180.75	2339312.00	722249.92	172073.67	174108.34	170840.14	174071.48	696641.46	53.2124	53.7027	52.2261	53.6721	111468.56
2022/12/17	2339312.50	2344625.00	2302816.50	2297756.00	2683341.49	174057.70	174406.75	168333.44	168080.44	784488.62	53.6717	53.6717	51.7663	52.3321	114552.67
2022/12/18	2297650.00	2360255.25	2296343.00	2354705.75	2800565.41	168082.41	175784.47	167901.56	175046.08	850866.64	52.3318	53.9813	52.3162	53.9088	105263.64
2022/12/19	2354524.50	2364644.25	2336926.25	2339789.00	2776151.71	175040.75	175260.16	172277.00	172657.06	779265.04	53.9096	54.0418	52.6879	53.1447	94737.61
2022/12/20	2339935.00	2351387.75	2339355.25	2339355.25	1735428.59	172669.44	174751.52	172374.02	172956.39	448307.40	53.1459	53.1710	52.7462	52.8132	45291.69
2022/12/21	2339490.00	2356383.00	2336516.00	2338613.50	1930932.32	172961.00	175059.53	172211.08	172805.59	459678.65	52.8152	53.0640	51.9940	52.1956	50130.20
2022/12/22	2338382.25	2366994.25	2313814.25	2366169.25	2697741.12	172765.23	175652.50	170164.97	175281.16	708362.53	52.1932	53.4856	51.0067	53.2731	121157.29
2022/12/23	2366169.50	2417890.25	2354795.25	2410706.50	3611011.31	175287.13	180894.44	173181.75	172033.77	1194808.69	53.2719	53.5347	52.2290	53.5661	154188.73
2022/12/24	2410807.75	2468513.50	2398346.75	2411391.25	3456153.58	179052.67	181637.05	176546.06	177220.80	1059933.27	53.5659	53.5904	51.7853	52.3020	120901.57
2022/12/25	2411119.75	2417225.50	2386346.25	2390244.75	2887894.69	177202.14	175556.61	173947.08	174442.78	831038.50	52.2985	52.9651	51.7440	52.1029	101900.12
2022/12/26	2392001.00	2399169.75	2267211.50	2275794.25	3285241.10	174457.48	175392.28	158875.23	159706.89	1271057.32	52.0997	52.0953	47.5906	48.1185	145094.61
2022/12/27	2275725.75	2296725.00	2271221.25	2295973.25	1977244.33	159680.58	162548.44	159317.11	162426.02	694086.77	48.1086	48.7241	47.6880	48.5043	80719.98
2022/12/28	2296044.25	2292332.25	2282676.00	2288746.75	1492010.63	162423.14	163255.13	160790.52	161						

Date	日経平均(^N225)					CME日経平均先物ドル建て(NKD)					CME日経平均先物円建て(NIY)					USDJPY
	Open	High	Low	Close	Volume	Open	High	Low	Close	Volume	Open	High	Low	Close	Volume	
2022-12-23	26,207.77	26,291.98	26,106.38	26,235.25		26,125.0	26,310.0	26,055.0	26,260.0	3,152	26,085.0	26,290.0	26,025.0	26,240.0	28,450	132.88
2022-12-22	26,552.43	26,585.28	26,399.31	26,507.87	733658700	26,480.0	26,595.0	25,925.0	26,140.0	5,716	26,185.0	26,185.0	26,185.0	26,185.0	0	132.40
2022-12-21	26,547.17	26,616.28	26,269.80	26,387.72	1192484100	26,355.0	26,580.0	26,225.0	26,455.0	6,115	26,465.0	26,465.0	26,465.0	26,465.0	0	132.37
2022-12-20	27,257.35	27,339.49	26,416.91	26,568.03	1185263300	27,170.0	27,290.0	26,100.0	26,350.0	9,109	26,495.0	26,550.0	26,375.0	26,375.0	2	131.77
2022-12-19	27,279.92	27,349.58	27,165.78	27,237.64	581862600	27,275.0	27,335.0	27,095.0	27,195.0	3,339	27,220.0	27,220.0	27,220.0	27,220.0	2	136.89
2022-12-16	27,706.70	27,713.04	27,488.83	27,527.12	837502700	27,605.0	27,650.0	27,150.0	27,300.0	3,622	27,340.0	27,340.0	27,340.0	27,340.0	0	136.70
2022-12-15	27,991.14	28,163.17	27,987.54	28,051.70	510624700	27,970.0	28,125.0	27,595.0	27,630.0	8,160	27,665.0	27,665.0	27,665.0	27,665.0	0	137.75
2022-12-14	28,005.03	28,195.69	27,993.78	28,156.21	548321800	28,020.0	28,165.0	27,835.0	27,925.0	43,898	27,920.0	27,920.0	27,920.0	27,920.0	0	135.43
2022-12-13	28,067.37	28,116.56	27,907.49	27,954.85	519157500	27,995.0	28,275.0	27,860.0	28,000.0	5,730	27,995.0	27,995.0	27,995.0	27,995.0	0	135.49
2022-12-12	27,741.10	27,865.72	27,734.66	27,842.33	495848300	27,720.0	28,025.0	27,665.0	28,025.0	2,706	28,055.0	28,055.0	28,055.0	28,055.0	0	137.55
2022-12-09	27,633.96	27,952.80	27,633.96	27,901.01	701677300	27,670.0	27,955.0	27,610.0	27,775.0	4,953	27,780.0	27,780.0	27,780.0	27,780.0	0	136.70
2022-12-08	27,622.30	27,643.64	27,415.66	27,574.43	649273800	27,560.0	27,755.0	27,425.0	27,750.0	4,573	27,560.0	27,765.0	27,415.0	27,755.0	0	136.65
2022-12-07	27,670.29	27,786.25	27,646.78	27,686.40	630240900	27,675.0	27,775.0	27,550.0	27,580.0	6,039	27,685.0	27,780.0	27,550.0	27,585.0	25,438	136.44
2022-12-06	27,704.06	27,934.07	27,698.31	27,885.87	604461200	27,690.0	27,940.0	27,555.0	27,660.0	9,300	27,685.0	27,940.0	27,550.0	27,660.0	38,157	137.00
2022-12-05	27,752.99	27,854.11	27,700.86	27,820.30	638913300	27,675.0	27,870.0	27,630.0	27,680.0	8,409	27,680.0	27,870.0	27,620.0	27,685.0	29,369	136.74
2022-12-02	27,983.18	27,983.18	27,664.07	27,777.90	794224800	28,000.0	28,055.0	27,905.0	27,705.0	23,814	28,005.0	28,050.0	27,900.0	27,710.0	1,357,800	134.32
2022-12-01	28,273.13	28,423.46	28,226.08	28,226.08	714105700	28,450.0	28,490.0	27,935.0	28,010.0	7,206	28,435.0	28,490.0	27,935.0	28,010.0	37,162	135.33
2022-11-30	27,886.67	27,971.45	27,804.73	27,968.99	1066459800	27,975.0	28,430.0	27,810.0	28,375.0	5,246	27,970.0	28,430.0	27,810.0	28,370.0	31,305	138.09
2022-11-29	27,991.50	28,055.91	27,900.20	28,027.84	648165400	28,105.0	28,120.0	27,900.0	27,990.0	3,833	28,105.0	28,120.0	27,900.0	27,990.0	21,372	138.68
2022-11-28	28,221.96	28,237.97	28,043.33	28,162.83	645815600	28,270.0	28,300.0	28,045.0	28,090.0	4,214	28,315.0	28,315.0	28,040.0	28,090.0	21,646	138.91
2022-11-25	28,398.77	28,398.77	28,263.60	28,283.03	567693800	28,360.0	28,500.0	28,255.0	28,340.0	5,075	28,340.0	28,500.0	28,255.0	28,340.0	26,556	139.06
2022-11-22	28,059.51	28,202.81	28,038.16	28,115.74	759457800	28,045.0	28,350.0	28,020.0	28,350.0	4,177	28,045.0	28,350.0	28,015.0	28,345.0	22,419	141.20
2022-11-21	27,982.00	28,006.36	27,846.30	27,944.79	564884800	28,005.0	28,090.0	27,840.0	28,050.0	3,897	27,995.0	28,090.0	27,845.0	28,045.0	19,343	142.11
2022-11-18	28,009.82	28,045.44	27,877.78	27,899.77	647537800	27,975.0	28,050.0	27,860.0	27,970.0	3,178	27,960.0	28,045.0	27,860.0	27,970.0	24,724	140.40
2022-11-17	27,952.21	28,029.62	27,910.01	27,930.57	588819700	27,970.0	28,030.0	27,780.0	27,975.0	4,859	27,970.0	28,025.0	27,775.0	27,965.0	26,852	140.29
2022-11-16	28,020.49	28,068.44	27,743.15	28,028.30	731797700	27,960.0	28,110.0	27,740.0	27,925.0	6,066	27,955.0	28,110.0	27,735.0	27,920.0	26,344	139.50
2022-11-15	27,940.26	28,037.44	27,904.76	27,990.17	712198200	27,990.0	28,220.0	27,895.0	27,995.0	5,682	28,010.0	28,215.0	27,890.0	27,985.0	31,986	139.30
2022-11-14	28,277.64	28,305.04	27,963.47	27,963.47	851385100	28,070.0	28,220.0	27,945.0	27,955.0	4,902	28,065.0	28,210.0	27,940.0	27,955.0	25,713	140.07
2022-11-11	27,868.69	28,325.80	27,837.30	28,263.57	1036906400	27,975.0	28,325.0	27,975.0	28,120.0	5,937	27,980.0	28,325.0	27,970.0	28,120.0	38,103	138.67
2022-11-10	27,459.08	27,485.38	27,370.62	27,446.10	770903400	27,525.0	27,990.0	27,365.0	27,975.0	6,690	27,981.1	27,981.1	27,981.1	27,981.1	44,083	141.70
2022-11-09	27,884.55	27,920.49	27,688.95	27,716.43	791493200	27,885.0	27,950.0	27,520.0	27,525.0	47,232	27,525.0	27,525.0	27,525.0	27,525.0	0	146.44
2022-11-08	27,718.84	27,942.70	27,708.64	27,872.11	843613800	27,665.0	28,005.0	27,645.0	27,880.0	3,940	27,885.0	27,885.0	27,885.0	27,885.0	0	145.67
2022-11-07	27,373.32	27,578.01	27,357.80	27,527.64	788709700	27,395.0	27,720.0	27,355.0	27,630.0	4,539	27,615.0	27,615.0	27,615.0	27,615.0	0	146.61
2022-11-04	27,371.89	27,389.30	27,032.02	27,199.74	1110542500	27,305.0	27,530.0	27,025.0	27,510.0	5,927	27,525.0	27,525.0	27,525.0	27,525.0	0	146.66
2022-11-02	27,678.92	27,692.04	27,548.61	27,663.39	865639700	27,575.0	27,745.0	27,290.0	27,320.0	3,613	27,305.0	27,305.0	27,305.0	27,305.0	0	147.93
2022-11-01	27,614.64	27,682.66	27,526.61	27,678.92	725979400	27,530.0	27,780.0	27,515.0	27,595.0	2,577	27,600.0	27,600.0	27,600.0	27,600.0	0	148.17
2022-10-31	27,404.30	27,602.99	27,394.85	27,587.46	711244200	27,490.0	27,590.0	27,400.0	27,555.0	3,494	27,555.0	27,555.0	27,555.0	27,555.0	0	148.68
2022-10-28	27,097.38	27,265.46	26,981.08	27,105.20	1445884500	27,065.0	27,530.0	26,980.0	27,510.0	4,007	27,495.0	27,495.0	27,495.0	27,495.0	0	147.43
2022-10-27	27,407.23	27,450.26	27,340.20	27,345.24	653914500	27,410.0	27,485.0	26,945.0	27,085.0	4,203	27,070.0	27,070.0	27,070.0	27,070.0	0	146.29
2022-10-26	27,410.64	27,578.05	27,405.91	27,431.84	610333500	27,445.0	27,635.0	27,385.0	27,390.0	6,109	27,370.0	27,370.0	27,370.0	27,370.0	0	146.39
2022-10-25	27,113.20	27,337.08	27,073.50	27,250.28	621687600	27,160.0	27,565.0	27,080.0	27,560.0	6,000	27,555.0	27,555.0	27,555.0	27,555.0	0	148.09
2022-10-24	27,233.00	27,305.52	26,974.90	26,974.90	590657600	27,170.0	27,375.0	26,855.0	27,145.0	5,766	27,115.0	27,115.0	27,115.0	27,115.0	0	149.04
2022-10-21	26,903.50	26,984.51	26,689.38	26,890.58	563049800	27,000.0	27,140.0	26,780.0	27,100.0	5,715	27,095.0	27,095.0	27,095.0	27,095.0	0	147.63
2022-10-20	26,981.75	27,092.55	26,872.59	27,006.96	603046000	27,025.0	27,280.0	26,855.0	27,005.0	4,079	26,990.0	26,990.0	26,990.0	26,990.0	0	150.13
2022-10-19	27,225.17	27,370.52	27,192.79	27,257.38	575635000	27,155.0	27,360.0	26,895.0	27,030.0	3,423	26,995.0	26,995.0	26,995.0	26,995.0	0	149.86
2022-10-18	27,167.73	27,229.88	26,910.91	27,156.14	660606900	27,100.0	27,300.0	26,900.0	27,095.0	5,699	27,050.0	27,050.0	27,050.0	27,050.0	0	149.20
2022-10-17	26,785.02	26,811.57	26,651.08	26,775.79	652805000	26,570.0	27,110.0	26,565.0	27,075.0	4,477	27,055.0	27,055.0	27,055.0	27,055.0	0	148.99
2022-10-14	26,599.32	27,180.16	26,595.35	27,090.76	823528400	26,820.0	27,165.0	26,570.0	26,620.0	6,246	26,560.0	26,560.0	26,560.0	26,560.0	0	148.61
2022-10-13	26,398.29	26,405.47	26,237.42	26,237.42	591591100	26,370.0	26,820.0	25,850.0	26,785.0	6,221	26,787.0	26,787.0	26,787.0	26,787.0	0	147.17
2022-10-12	26,353.22	26,495.75	26,314.83	26,396.83	688466500	26,380.0	26,485.0	26,295.0	26,355.0	3,272	26,360.0	26,360.0	26,360.0	26,360.0	0	146.87
2022-10-11	26,757.12	26,758.66	26,369.56	26,401.25	789255900	26,650.0	26,725.0	26,280.0	26,355.0	3,727	26,350.0	26,350.0	26,350.0	26,350.0	0	145.80
2022-10-10	26,975.92	27,198.83	26,921.90	27,116.11	666732000	27,000.0	27,195.0	26,660.0	26,720.0	4,248	26,925.0	27,050.0	26,730.0	26,730.0	2	145.36
2022-10-06	27,137.98	27,399.19	27,137.98	27,311.30	693713000	27,050.0	27,400.0	27,000.0	27,035.0	4,590	27,000.0	27,000.0	27,000.0	27,000.0	0	145.09
2022-10-05	27,211.32	27,216.80	27,031.28	27,120.53	732888600	27,200.0	27,200.0	26,845.0	27,035.0	4,024	27,020.0	27,020.0	27,020.0	27,020.0	0	144.61
2022-10-03	25,778.95	26,223.84	25,623.67	26,215.79	807028900	25,860.0										



DATE	N225		DOW		S&P500		OIL		GOLD		香港ハンセン指数	
	Close	8/8=100%	Close	8/8=100%	Close	8/8=100%	Close	8/8=100%	Close	8/8=100%	Close	8/8=100%
2022/12/23	26235	92.87%	33204	101.13%	3844.82	92.87%	79.35	87.43%	1797.69	100.48%	19593.06	97.74%
2022/12/22	26508	93.84%	33027	100.59%	3822.39	92.33%	77.49	85.38%	1792.45	100.18%	19679.22	98.17%
2022/12/21	26388	93.41%	33376	101.66%	3878.44	93.68%	78.29	86.26%	1814.37	101.41%	19160.49	95.58%
2022/12/20	26568	94.05%	32850	100.05%	3821.62	92.31%	75.09	83.84%	1817.83	101.60%	19094.80	95.26%
2022/12/19	27238	96.42%	32758	99.77%	3817.66	92.21%	76.19	82.84%	1787.75	99.92%	19352.81	96.54%
2022/12/16	27527	97.44%	32920	100.27%	3852.36	93.05%	74.29	81.85%	1792.20	100.17%	19450.67	97.03%
2022/12/15	28052	99.30%	33202	101.13%	3895.75	94.10%	76.11	83.86%	1776.90	99.32%	19368.59	96.23%
2022/12/14	28156	99.67%	33966	103.45%	3995.32	96.50%	77.28	85.15%	1807.42	101.02%	19673.45	98.14%
2022/12/13	27955	98.96%	34109	103.89%	4019.65	97.09%	75.39	83.07%	1810.61	101.20%	19596.20	97.76%
2022/12/12	27842	98.56%	34005	103.57%	3990.56	96.39%	73.17	80.62%	1781.41	99.57%	19463.63	97.10%
2022/12/9	27901	98.77%	33476	101.96%	3934.38	95.03%	71.02	78.25%	1795.12	100.33%	19900.87	99.28%
2022/12/8	27574	97.61%	33781	102.89%	3963.51	95.74%	71.46	78.74%	1789.09	100.00%	19450.23	97.03%
2022/12/7	27686	98.01%	33598	102.33%	3933.92	95.02%	72.01	79.34%	1786.13	99.83%	18814.82	93.86%
2022/12/6	27886	98.71%	33596	102.33%	3941.26	95.20%	74.25	81.81%	1771.09	98.99%	19441.18	96.98%
2022/12/5	27820	98.48%	33947	103.39%	3998.84	96.59%	76.93	84.76%	1768.77	98.86%	19518.29	97.37%
2022/12/2	27778	98.33%	34430	104.87%	4071.7	98.35%	79.98	88.12%	1797.56	100.47%	18675.35	93.16%
2022/12/1	28226	99.92%	34395	104.76%	4076.57	98.47%	81.22	89.49%	1802.94	100.77%	18736.44	93.47%
2022/11/30	27969	99.01%	34590	105.35%	4080.11	98.55%	80.55	88.75%	1768.62	98.85%	18597.23	92.77%
2022/11/29	28028	99.22%	33853	103.11%	3957.63	95.89%	78.20	86.16%	1749.80	97.80%	18204.68	90.82%
2022/11/28	28163	99.69%	33849	103.10%	3963.94	95.75%	77.24	85.10%	1741.69	97.25%	17297.94	86.29%
2022/11/25	28283	100.12%	34347	104.61%	4026.12	97.25%	76.28	84.05%	1754.63	98.07%	17573.58	87.67%
2022/11/22	28116	99.53%	34098	103.85%	4003.58	96.70%	80.95	89.19%	1740.12	97.26%	17424.41	86.92%
2022/11/21	27945	98.92%	33700	102.64%	3949.94	95.41%	79.73	87.85%	1737.91	97.14%	17655.91	88.08%
2022/11/18	27900	98.76%	33746	102.78%	3965.34	95.78%	80.08	88.23%	1748.78	97.74%	17992.54	89.74%
2022/11/17	27931	98.87%	33546	102.17%	3946.56	95.33%	81.64	89.95%	1760.28	98.39%	18045.66	90.02%
2022/11/16	28028	99.22%	33554	102.20%	3958.79	95.62%	85.59	94.30%	1773.87	99.15%	18256.48	91.07%
2022/11/15	27990	99.08%	33593	102.32%	3991.73	96.42%	86.92	95.77%	1778.82	99.42%	18343.12	91.51%
2022/11/14	27963	98.99%	33537	102.14%	3957.25	95.58%	85.87	94.61%	1771.31	99.00%	17619.71	87.90%
2022/11/11	28264	100.05%	33748	102.79%	3992.93	96.45%	88.96	98.02%	1767.87	98.81%	17325.66	86.43%
2022/11/10	27446	97.16%	33715	102.69%	3956.37	95.56%	86.47	95.27%	1755.58	98.12%	16081.04	80.23%
2022/11/9	27716	98.11%	32514	99.03%	3748.57	90.54%	85.83	94.57%	1707.04	95.41%	16358.52	81.61%
2022/11/8	27872	98.66%	33161	101.00%	3828.11	92.47%	88.91	97.96%	1712.38	95.71%	16557.31	82.60%
2022/11/7	27528	97.45%	32827	99.98%	3806.8	91.95%	91.79	101.13%	1675.39	93.64%	16595.91	82.79%
2022/11/4	27200	96.28%	32403	98.69%	3770.55	91.07%	92.61	102.04%	1681.40	93.98%	16161.14	80.62%
2022/11/2	27663	97.93%	32148	97.91%	3759.69	90.81%	90.00	99.16%	1634.18	91.34%	15827.17	78.96%
2022/11/1	27679	97.98%	32653	99.45%	3856.1	93.14%	88.37	97.37%	1648.30	92.13%	15455.27	77.10%
2022/10/31	27587	97.66%	32733	99.70%	3871.98	93.52%	86.53	95.34%	1632.76	91.26%	14687.02	73.27%
2022/10/28	27105	95.95%	32862	100.09%	3901.06	94.23%	87.90	96.85%	1645.25	91.96%	14863.06	74.15%
2022/10/27	27345	96.80%	32033	97.57%	3807.3	91.96%	89.08	98.15%	1663.46	92.97%	15427.94	76.96%
2022/10/26	27432	97.11%	31839	96.97%	3830.6	92.53%	87.91	96.86%	1664.84	93.05%	15317.67	76.41%
2022/10/25	27250	96.46%	31837	96.97%	3859.11	93.21%	85.32	94.01%	1653.16	92.40%	15165.59	75.65%
2022/10/24	26975	95.49%	31500	95.94%	3797.34	91.72%	84.58	93.19%	1649.41	92.19%	15180.69	75.73%
2022/10/21	26891	95.19%	31083	94.67%	3752.75	90.64%	85.05	93.71%	1655.18	92.51%	16211.12	80.87%
2022/10/20	27007	95.60%	30334	92.39%	3665.78	88.54%	85.98	94.73%	1628.27	91.01%	16280.22	81.22%
2022/10/19	27257	96.49%	30424	92.66%	3695.16	89.25%	85.55	94.26%	1629.16	91.06%	16511.28	82.37%
2022/10/18	27156	96.13%	30524	92.97%	3719.98	89.85%	82.82	91.25%	1652.09	92.34%	16914.58	84.38%
2022/10/17	26776	94.78%	30186	91.94%	3677.95	88.84%	85.46	94.16%	1650.77	92.27%	16610.90	82.87%
2022/10/14	27091	95.90%	29635	90.26%	3583.07	86.55%	85.61	94.33%	1642.85	91.82%	16587.69	82.75%
2022/10/13	26237	92.88%	30039	91.49%	3669.91	88.64%	89.11	98.18%	1666.27	93.13%	16389.11	81.76%
2022/10/12	26397	93.44%	29211	88.97%	3577.03	86.40%	87.27	96.15%	1673.26	93.52%	16701.03	83.31%
2022/10/11	26401	93.46%	29239	89.06%	3588.84	86.69%	89.35	98.45%	1666.27	93.13%	16832.36	83.97%
2022/10/7	27116	95.99%	29297	89.23%	3639.66	87.91%	92.64	102.07%	1695.53	94.77%	17740.05	88.50%
2022/10/6	27311	96.68%	29927	91.15%	3744.52	90.45%	88.45	97.45%	1712.66	95.72%	18012.15	89.86%
2022/10/5	27121	96.00%	30274	92.21%	3783.28	91.38%	87.76	96.69%	1716.35	95.93%	18087.97	90.23%
2022/10/3	26216	92.80%	29491	89.82%	3678.43	88.85%	83.63	92.14%	1699.70	95.00%	17079.51	85.20%
2022/9/30	25937	91.82%	28726	87.49%	3585.62	86.61%	79.49	87.58%	1661.82	92.88%	17222.83	85.92%
2022/9/29	26422	93.53%	29266	89.01%	3640.47	87.93%	81.23	89.50%	1660.62	92.82%	17165.87	85.63%
2022/9/28	26174	92.65%	29684	90.41%	3719.04	89.83%	82.15	90.51%	1660.03	92.78%	17250.88	86.06%
2022/9/27	26572	94.06%	29135	88.74%	3647.29	88.10%	78.50	86.49%	1629.20	91.06%	17860.31	89.10%
2022/9/26	26432	93.57%	29261	89.12%	3655.04	88.28%	76.71	84.52%	1622.81	90.70%	17855.14	89.07%
2022/9/22	27154	96.12%	30077	91.61%	3757.99	90.77%	83.49	91.99%	1671.35	93.42%	18147.95	90.53%
2022/9/21	27313	96.69%	30184	91.93%	3789.93	91.54%	82.94	91.38%	1673.88	93.56%	18444.62	92.01%
2022/9/20	27688	98.01%	30706	93.52%	3855.93	93.14%	84.45	93.05%	1664.96	93.66%	18781.42	93.69%
2022/9/16	27568	97.59%	30822	93.88%	3873.33	93.56%	85.11	93.77%	1673.19	93.52%	18761.69	93.59%
2022/9/15	27876	98.68%	30962	94.30%	3901.35	94.23%	85.10	93.76%	1664.53	93.03%	18930.38	94.44%
2022/9/14	27819	98.48%	31135	94.83%	3946.01	95.31%	86.48	97.49%	1697.48	94.88%	18847.10	94.02%
2022/9/13	28615	101.29%	31105	94.74%	3932.69	94.99%	87.31	96.20%	1702.56	95.16%	19236.86	96.41%
2022/9/9	28215	99.88%	32152	97.93%	4067.36	98.24%	86.79	95.63%	1715.94	95.91%	19362.25	96.59%
2022/9/8	28065	99.35%	31775	96.78%	4006.18	96.77%	83.54	92.04%	1708.61	95.50%	18854.62	94.06%
2022/9/7	27430	97.10%	31581	96.19%	3979.87	96.13%	81.94	90.28%	1718.46	96.05%	19044.30	95.00%
2022/9/6	27627	97.80%	31145	94.86%	3908.19	94.40%	86.88	95.72%	1701.99	95.13%	19202.73	95.79%
2022/9/2	27651	97.88%	31318	95.39%	3924.26	94.79%	86.87	95.71%	1709.77	95.56%	19452.09	97.04%
2022/9/1	27661	97.92%	31656	96.42%	3966.85	95.82%	86.61	95.43%	1697.69	94.89%	19597.31	97.76%
2022/8/31	28092	99.44%	31510	95.97%	3955	95.53%	89.55	98.67%	1711.15	95.64%	1954.39	95.54%
2022/8/30	28196	99.81%	31791	96.83%	3986.16	96.28%	91.64	100.97%	1724.38	96.38%	19499.03	95.52%
2022/8/29	27879	98.69%	32099	97.77%	4030.61	97.36%	91.01	106.89%	1737.60	97.12%	20023.22	99.89%
2022/8/26	28641	101.39%	32283	98.33%	4057.66	98.01%	93.06	102.53%	1736.90	97.08%	20170.04	100.62%
2022/8/25	28479	100.81%	32292	101.40%	4199.12	101.43%	92.52	101.94%	1758.68	98.30%	19968.38	99.61%
2022/8/24	28313	100.23%	32969	100.42%	4140.77	100.02%	94.89	104.55%	1751.35	97.89%	19268.74	96.12%
2022/8/23	28453	100.72%	32910	100.23%	4128.73	99.73%	93.74	103.28%	1747.97	97.70%	19503.25	97.29%
2022/8/22	28795	101.93%	33064	100.70%	4137.99	99.95%	90.23	99.42%	1736.24	97.04%	19566.98	98.06%
2022/8/19	28930	102.41%	33707	102.66%	4228.48	102.14%	90.77	100.01%	1746.67	97.63%	19773.03	98.64%
2022/8/18	28942	102.45%	33999	103.55								

# 過去5日及び過去4週の4本値と各種ピボット

2022/12/19 ~ 2022/12/23

USD/JPY					Demark								Pivot					Fibonacci Zone									
					当日のOHLCLから計算される翌日の																						
日足	Open	High	Low	Close	値幅/日	引け形態	真の高値	真の安値	予想高値	予想安値	予想高値	予想安値	LBP	S2	S1	PP	R1	R2	HBOP	3-days AVG	Support Zone 2	Support Zone 1	BP	Resistance Zone 1	Resistance Zone 2		
2022/12/19	136.18	137.16	135.76	136.89	140p	陰線引け	-	-	-	-	-	-	134.65	135.21	136.05	136.60	137.44	138.00	138.84			134.67 ~ 135.21	135.74 ~ 135.90	136.60	137.30 ~ 137.47	138.00 ~ 138.53	
2022/12/20	136.89	137.47	135.59	131.77	689p	陰線引け	137.47	130.59	134.62	127.73	134.62	127.73	122.19	126.39	129.08	133.28	135.96	140.16	142.85			123.76 ~ 126.39	129.02 ~ 129.83	133.28	136.72 ~ 137.53	140.16 ~ 142.79	
2022/12/21	131.76	132.52	131.52	132.37	100p	陰線引け	132.52	131.52	132.95	131.94	132.95	131.94	130.75	131.13	131.75	132.14	132.75	133.14	133.76	134.00	134.00	130.75 ~ 131.13	131.51 ~ 131.63	132.14	132.64 ~ 132.76	133.14 ~ 133.52	
2022/12/22	132.36	132.70	131.65	132.40	105p	陰線引け	132.70	131.65	133.07	132.03	133.07	132.03	130.76	131.20	131.80	132.25	132.85	133.30	133.90	134.00	134.00	132.36 ~ 132.70	131.60 ~ 131.73	132.25	132.78 ~ 132.90	133.30 ~ 133.70	
2022/12/23	132.39	133.14	132.16	132.88	98p	陰線引け	133.14	132.16	133.50	132.52	133.50	132.52	131.33	131.73	132.32	132.73	133.30	133.71	134.28	134.50	134.50	132.12 ~ 132.39	131.37 ~ 131.75	132.12 ~ 132.24	132.73	133.22 ~ 133.33	133.71 ~ 134.08
週足	Open	High	Low	Close	値幅/週	引け形態	真の高値	真の安値	予想高値	予想安値	予想高値	予想安値	LBP	S2	S1	PP	R1	R2	HBOP	3-days AVG	Support Zone 2	Support Zone 1	BP	Resistance Zone 1	Resistance Zone 2		
2022/11/28 ~ 2022/12/02	139.27	139.89	133.64	134.32	626p	陰線引け	-	-	-	-	-	-	125.74	129.69	132.00	135.95	138.26	142.21	144.52			127.30 ~ 129.69	132.08 ~ 132.82	135.95	139.08 ~ 139.82	142.21 ~ 144.60	
2022/12/05 ~ 2022/12/09	134.36	137.85	134.14	136.70	372p	陰線引け	137.85	133.64	139.98	135.17	139.13	135.42	130.89	132.51	134.60	136.23	138.32	139.95	142.04			131.09 ~ 132.51	133.93 ~ 134.37	136.23	138.09 ~ 138.53	139.95 ~ 141.37	
2022/12/12 ~ 2022/12/16	136.60	138.17	134.61	136.70	356p	陰線引け	138.17	134.61	139.22	135.65	139.22	135.65	131.25	132.93	134.81	136.49	138.38	140.06	141.94	141.94	141.94	136.22 ~ 136.60	131.57 ~ 132.93	134.29 ~ 134.71	136.49	138.28 ~ 138.70	140.06 ~ 141.42
2022/12/19 ~ 2022/12/23	136.18	137.47	130.59	132.88	689p	陰線引け	137.47	130.59	135.18	128.29	135.18	128.29	122.94	126.76	129.82	133.65	136.71	140.53	143.59	143.59	143.59	135.46 ~ 136.18	124.13 ~ 126.76	129.39 ~ 130.20	133.65	137.09 ~ 137.90	140.53 ~ 143.16

EUR/JPY					Demark								StopLoss					Fibonacci Zone								
					当日のOHLCLから計算される翌日の																					
日足	Open	High	Low	Close	値幅/日	引け形態	真の高値	真の安値	予想高値	予想安値	予想高値	予想安値	LBP	S2	S1	PP	R1	R2	HBOP	3-days AVG	Support Zone 2	Support Zone 1	BP	Resistance Zone 1	Resistance Zone 2	
2022/12/19	144.23	145.49	144.01	145.22	149p	陰線引け	-	-	-	-	-	-	142.83	143.42	144.32	144.91	145.81	146.40	147.30			142.85 ~ 143.42	143.99 ~ 144.16	144.91	145.65 ~ 145.83	146.40 ~ 146.96
2022/12/20	145.22	145.83	138.81	140.00	702p	陰線引け	145.83	138.81	142.91	135.90	142.91	135.90	130.25	134.53	137.26	141.55	144.28	148.56	151.30			131.85 ~ 134.53	137.21 ~ 138.04	141.55	145.05 ~ 145.88	148.56 ~ 151.24
2022/12/21	139.99	140.76	139.69	140.39	107p	陰線引け	140.76	139.69	141.11	140.04	141.11	140.04	138.72	139.21	139.80	140.28	140.87	141.35	141.95	142.24	142.24	138.80 ~ 139.21	139.62 ~ 139.74	140.28	140.82 ~ 140.94	141.35 ~ 141.76
2022/12/22	140.38	140.67	139.96	140.33	70p	陰線引け	140.67	139.96	140.50	139.79	140.50	139.79	139.27	139.62	139.97	140.32	140.68	141.02	141.38	140.71	140.71	139.35 ~ 139.62	139.88 ~ 139.97	140.32	140.67 ~ 140.75	141.02 ~ 141.29
2022/12/23	140.33	141.22	140.08	141.08	114p	陰線引け	141.22	140.08	141.72	140.58	141.72	140.58	139.23	139.65	140.37	140.79	141.51	141.93	142.65	140.46	140.46	139.22 ~ 139.65	140.09 ~ 140.22	140.79	141.36 ~ 141.50	141.93 ~ 142.37
週足	Open	High	Low	Close	値幅/週	引け形態	真の高値	真の安値	予想高値	予想安値	予想高値	予想安値	LBP	S2	S1	PP	R1	R2	HBOP	3-days AVG	Support Zone 2	Support Zone 1	BP	Resistance Zone 1	Resistance Zone 2	
2022/11/28 ~ 2022/12/02	144.55	145.01	140.77	141.47	424p	陰線引け	-	-	-	-	-	-	135.59	138.18	139.83	142.42	144.06	146.65	148.30			136.56 ~ 138.18	139.80 ~ 140.30	142.42	144.53 ~ 145.03	146.65 ~ 148.27
2022/12/05 ~ 2022/12/09	141.59	144.59	141.59	143.95	300p	陰線引け	144.59	140.77	146.18	142.36	145.77	142.77	139.17	140.38	142.16	143.37	145.16	146.37	148.16			139.23 ~ 140.38	141.52 ~ 141.88	143.37	144.87 ~ 145.23	146.37 ~ 147.52
2022/12/12 ~ 2022/12/16	143.90	146.71	143.54	144.80	317p	陰線引け	146.71	143.54	147.34	144.17	147.34	144.17	140.15	141.84	143.32	145.02	146.49	148.19	149.66	143.60	143.60	140.63 ~ 141.84	143.05 ~ 143.43	145.02	146.60 ~ 146.98	148.19 ~ 149.40
2022/12/19 ~ 2022/12/23	144.23	145.83	138.81	141.08	702p	陰線引け	145.83	138.81	143.45	136.44	143.45	136.44	130.97	134.89	137.98	141.91	145.00	148.92	152.02	143.43	143.43	137.57 ~ 138.40	141.91	145.41 ~ 146.24	148.92 ~ 151.60	

EUR/USD					Demark								StopLoss					Fibonacci Zone								
					当日のOHLCLから計算される翌日の																					
日足	Open	High	Low	Close	値幅/日	引け形態	真の高値	真の安値	予想高値	予想安値	予想高値	予想安値	LBP	S2	S1	PP	R1	R2	HBOP	3-days AVG	Support Zone 2	Support Zone 1	BP	Resistance Zone 1	Resistance Zone 2	
2022/12/19	1.0593	1.0658	1.0576	1.0609	82p	陰線引け	-	-	-	-	-	-	1.0489	1.0533	1.0571	1.0614	1.0652	1.0696	1.0734			1.0501 ~ 1.0533	1.0564 ~ 1.0573	1.0614	1.0655 ~ 1.0665	1.0696 ~ 1.0727
2022/12/20	1.0609	1.0658	1.0579	1.0625	79p	陰線引け	1.0658	1.0579	1.0681	1.0602	1.0681	1.0602	1.0504	1.0541	1.0583	1.0621	1.0662	1.0700	1.0741			1.0511 ~ 1.0541	1.0572 ~ 1.0581	1.0621	1.0660 ~ 1.0670	1.0700 ~ 1.0730
2022/12/21	1.0624	1.0644	1.0591	1.0606	53p	陰線引け	1.0644	1.0591	1.0625	1.0572	1.0625	1.0572	1.0530	1.0560	1.0583	1.0614	1.0636	1.0667	1.0690	1.0616	1.0616	1.0616 ~ 1.0644	1.0581 ~ 1.0587	1.0614	1.0640 ~ 1.0647	1.0667 ~ 1.0687
2022/12/22	1.0606	1.0659	1.0574	1.0599	85p	陰線引け	1.0659	1.0574	1.0629	1.0544	1.0629	1.0544	1.0477	1.0525	1.0562	1.0610	1.0647	1.0696	1.0733	1.0615	1.0615	1.0492 ~ 1.0525	1.0558 ~ 1.0568	1.0610	1.0653 ~ 1.0663	1.0696 ~ 1.0728
2022/12/23	1.0599	1.0633	1.0587	1.0617	46p	陰線引け	1.0633	1.0587	1.0648	1.0602	1.0648	1.0602	1.0546	1.0567	1.0592	1.0612	1.0637	1.0658	1.0683	1.0612	1.0612	1.0549 ~ 1.0567	1.0584 ~ 1.0589	1.0612	1.0635 ~ 1.0640	1.0658 ~ 1.0675
週足	Open	High	Low	Close	値幅/週	引け形態	真の高値	真の安値	予想高値	予想安値	予想高値	予想安値	LBP	S2	S1	PP	R1	R2	HBOP	3-days AVG	Support Zone 2	Support Zone 1	BP	Resistance Zone 1	Resistance Zone 2	
2022/11/28 ~ 2022/12/02	1.0376	1.0545	1.0291	1.0533	254p	陰線引け	-	-	-	-	-	-	1.0114	1.0203	1.0368	1.0456	1.0622	1.0710	1.0875			1.0106 ~ 1.0203	1.0300 ~ 1.0330	1.0456	1.0583 ~ 1.0613	1.0710 ~ 1.0807
2022/12/05 ~ 2022/12/09	1.0541	1.0595	1.0444	1.0531	151p	陰線引け	1.0595	1.0491	1.0563	1.0259	1.0563	1.0412	1.0300	1.0372	1.0451	1.0523	1.0603	1.0674	1.0754			1.0314 ~ 1.0372	1.0430 ~ 1.0448	1.0523	1.0599 ~ 1.0617	1.0674 ~ 1.0732
2022/12/12 ~ 2022/12/16	1.0535	1.0733	1.0507	1.0593	227p	陰線引け	1.0733	1.0507	1.0776	1.0550	1.0776	1.0550	1.0262	1.0384	1.0488	1.0611	1.0715	1.0837	1.0942	1.0530	1.0530	1.0298 ~ 1.0384	1.0471 ~ 1.0497	1.0611	1.0724 ~ 1.0751	1.0837 ~ 1.0924
2022/12/19 ~ 2022/12/23	1.0593	1.0659	1.0574	1.0617	85p	陰線引け	1.0659	1.0574	1.0680	1.0595	1.0680	1.0595	1.0488	1.0531	1.0574	1.0616	1.0659	1.0702	1.0744	1.0583	1.0583	1.0498 ~ 1.0531	1.0564 ~ 1.0574	1.0616	1.0659 ~ 1.0669	1.0702 ~ 1.0734

GBP/JPY					Demark								StopLoss					Fibonacci Zone								
					当日のOHLCLから計算される翌日の																					
日足	Open	High	Low	Close	値幅/日	引け形態	真の高値	真の安値	予想高値	予想安値	予想高値	予想安値	LBP	S2	S1	PP	R1	R2	HBOP	3-days AVG	Support Zone 2	Support Zone 1	BP	Resistance Zone 1	Resistance Zone 2	
2022/12/19	165.61	166.91	165.48	166.28	143p	陰線引け	-	-	-	-	-	-	164.10	164.79	165.53	166.22	166.96	167.65	168.39			164.24 ~ 164.79	165.34 ~ 165.50	166.22	166.93 ~ 167.10	167.65 ~ 168.20
2022/12/20	166.28	167.01	158.62	160.55	839p	陰線引け	167.01	158.62	163.78	155.39	163.78	155.39	148.72	153.6												

# IMM扱い8通貨/ダウ/日経/金/オイル/主要クロス円の過去5日及び過去5週の4本値

AUDUSD					CADUSD					CHFUSD				
Date	Open	High	Low	Close	Date	Open	High	Low	Close	Date	Open	High	Low	Close
2022/12/23	0.6669	0.6725	0.6661	0.6721	2022/12/23	0.7324	0.7373	0.7322	0.7357	2022/12/23	1.0740	1.0769	1.0701	1.0714
2022/12/22	0.6706	0.6767	0.6650	0.6670	2022/12/22	0.7349	0.7369	0.7307	0.7324	2022/12/22	1.0792	1.0838	1.0728	1.0741
2022/12/21	0.6685	0.6728	0.6657	0.6706	2022/12/21	0.7348	0.7359	0.7333	0.7348	2022/12/21	1.0796	1.0823	1.0765	1.0792
2022/12/20	0.6699	0.6744	0.6629	0.6686	2022/12/20	0.7324	0.7364	0.7297	0.7349	2022/12/20	1.0761	1.0820	1.0744	1.0797
2022/12/19	0.6699	0.6732	0.6683	0.6699	2022/12/19	0.7308	0.7340	0.7302	0.7323	2022/12/19	1.0715	1.0771	1.0698	1.0766

GNYUSD					EURUSD					GBPUSD				
Date	Open	High	Low	Close	Date	Open	High	Low	Close	Date	Open	High	Low	Close
2022/12/23	0.1427	0.1431	0.1426	0.1429	2022/12/23	1.0599	1.0633	1.0587	1.0617	2022/12/23	1.2037	1.2090	1.2019	1.2047
2022/12/22	0.1431	0.1434	0.1431	0.1432	2022/12/22	1.0606	1.0659	1.0574	1.0599	2022/12/22	1.2083	1.2146	1.1993	1.2038
2022/12/21	0.1436	0.1436	0.1432	0.1432	2022/12/21	1.0624	1.0644	1.0591	1.0606	2022/12/21	1.2185	1.2192	1.2055	1.2083
2022/12/20	0.1431	0.1437	0.1429	0.1435	2022/12/20	1.0609	1.0658	1.0579	1.0625	2022/12/20	1.2148	1.2223	1.2086	1.2184
2022/12/19	0.1431	0.1435	0.1431	0.1434	2022/12/19	1.0593	1.0658	1.0576	1.0609	2022/12/19	1.2161	1.2241	1.2121	1.2147

JPYUSD					MXNUSD					NZDUSD				
Date	Open	High	Low	Close	Date	Open	High	Low	Close	Date	Open	High	Low	Close
2022/12/23	0.0076	0.0076	0.0075	0.0075	2022/12/23	0.0511	0.0517	0.0511	0.0516	2022/12/23	0.6244	0.6305	0.6234	0.6291
2022/12/22	0.0076	0.0076	0.0075	0.0076	2022/12/22	0.0509	0.0512	0.0508	0.0511	2022/12/22	0.6291	0.6330	0.6231	0.6244
2022/12/21	0.0076	0.0076	0.0075	0.0076	2022/12/21	0.0506	0.0509	0.0505	0.0509	2022/12/21	0.6342	0.6351	0.6277	0.6292
2022/12/20	0.0073	0.0077	0.0073	0.0076	2022/12/20	0.0505	0.0508	0.0503	0.0506	2022/12/20	0.6362	0.6394	0.6301	0.6343
2022/12/19	0.0073	0.0074	0.0073	0.0073	2022/12/19	0.0506	0.0507	0.0504	0.0506	2022/12/19	0.6382	0.6409	0.6343	0.6362

Nikkei 225 -Japan (NKX)					
Date	Open	High	Low	Close	(ドル建て終値)
2022/12/23	26207.77	26291.98	26106.38	26235.25	197.43
2022/12/22	26552.43	26585.28	26399.31	26507.87	200.21
2022/12/21	26547.17	26616.28	26269.80	26387.72	199.35
2022/12/20	27257.35	27339.49	26416.91	26568.03	201.63
2022/12/19	27279.92	27349.58	27165.78	27237.64	198.97
週4本値	27279.92	27349.58	26106.38	26235.25	197.43

XAUUSD					
Date	Open	High	Low	Close	出来高
2022/12/23	1793.52	1803.27	1791.33	1797.69	
2022/12/22	1814.03	1820.49	1785.08	1792.45	
2022/12/21	1817.92	1823.84	1812.00	1814.37	
2022/12/20	1787.43	1821.07	1784.68	1817.83	
2022/12/19	1792.75	1798.86	1783.95	1787.75	
週4本値	1792.75	1823.84	1783.95	1797.69	

Dow Jones Industrial - USA (DJIA)					
Date	Open	High	Low	Close	出来高
2022/12/23	32961.06	33226.14	32814.02	33203.93	221050000
2022/12/22	33233.35	33233.35	32573.43	33027.49	340640000
2022/12/21	33028.09	33437.84	33028.09	33376.48	328020000
2022/12/20	32735.24	32992.23	32649.45	32849.74	303970000
2022/12/19	32921.45	33038.94	32581.97	32757.54	326430000
週4本値	32921.45	33437.84	32573.43	33203.93	

Historical Data by  
  
 Arrangement by  
<https://fx.najirane.com>

Crude Light Oil					
Date	Open	High	Low	Close	出来高
2022/12/23	78.18	80.33	77.98	79.35	219020
2022/12/22	78.43	79.90	77.03	77.49	219142
2022/12/21	75.99	78.61	75.80	78.29	234624
2022/12/20	75.70	76.75	74.31	76.09	254792
2022/12/19	74.50	76.41	73.81	75.19	69348
週4本値	74.50	80.33	73.81	79.35	

USDJPY					EURJPY					GBPJPY				
日付	始値	高値	安値	終値	日付	始値	高値	安値	終値	日付	始値	高値	安値	終値
2022/12/23	132.39	133.14	132.16	132.88	2022/12/23	140.33	141.22	140.08	141.08	2022/12/23	159.36	160.57	159.12	160.09
2022/12/22	132.36	132.70	131.65	132.40	2022/12/22	140.38	140.67	139.96	140.33	2022/12/22	159.92	160.26	158.83	159.39
2022/12/21	131.76	132.52	131.52	132.37	2022/12/21	139.99	140.76	139.69	140.39	2022/12/21	160.54	161.04	159.48	159.94
2022/12/20	136.89	137.47	130.59	131.77	2022/12/20	145.22	145.83	138.81	140.00	2022/12/20	166.28	167.01	158.62	160.55
2022/12/19	136.18	137.16	135.76	136.89	2022/12/19	144.23	145.49	144.01	145.22	2022/12/19	165.61	166.91	165.48	166.28

USDJPY Weekly					EURJPY Weekly					GBPJPY Weekly				
日付	始値	高値	安値	終値	日付	始値	高値	安値	終値	日付	始値	高値	安値	終値
2022/12/23	136.18	137.47	130.59	132.88	2022/12/23	144.23	145.83	138.81	141.08	2022/12/23	165.61	167.01	158.62	160.09
2022/12/16	136.60	138.17	134.61	136.70	2022/12/16	143.90	146.71	143.54	144.80	2022/12/16	167.46	169.28	166.00	166.24
2022/12/09	134.36	137.85	134.14	136.70	2022/12/09	141.59	144.59	141.59	143.95	2022/12/09	165.00	168.04	165.00	167.56
2022/12/02	139.27	139.89	133.64	134.32	2022/12/02	144.55	145.01	140.77	141.47	2022/12/02	168.09	168.21	164.05	164.96
2022/11/25	140.38	142.25	138.07	139.06	2022/11/25	144.94	146.14	143.67	144.75	2022/11/25	166.88	169.00	166.10	168.23

# 先週のIMM取り扱い対ドル8通貨チャート

※ 赤点線は週最高値/青天線は週最低値、BB中心線はSMA21

2022/12/19 ~ 2022/12/23

Chart by OANDA Japan MetaTrader4

