

JAPANESE YEN - CHICAGO MERCANTILE EXCHANGE

Code-097741

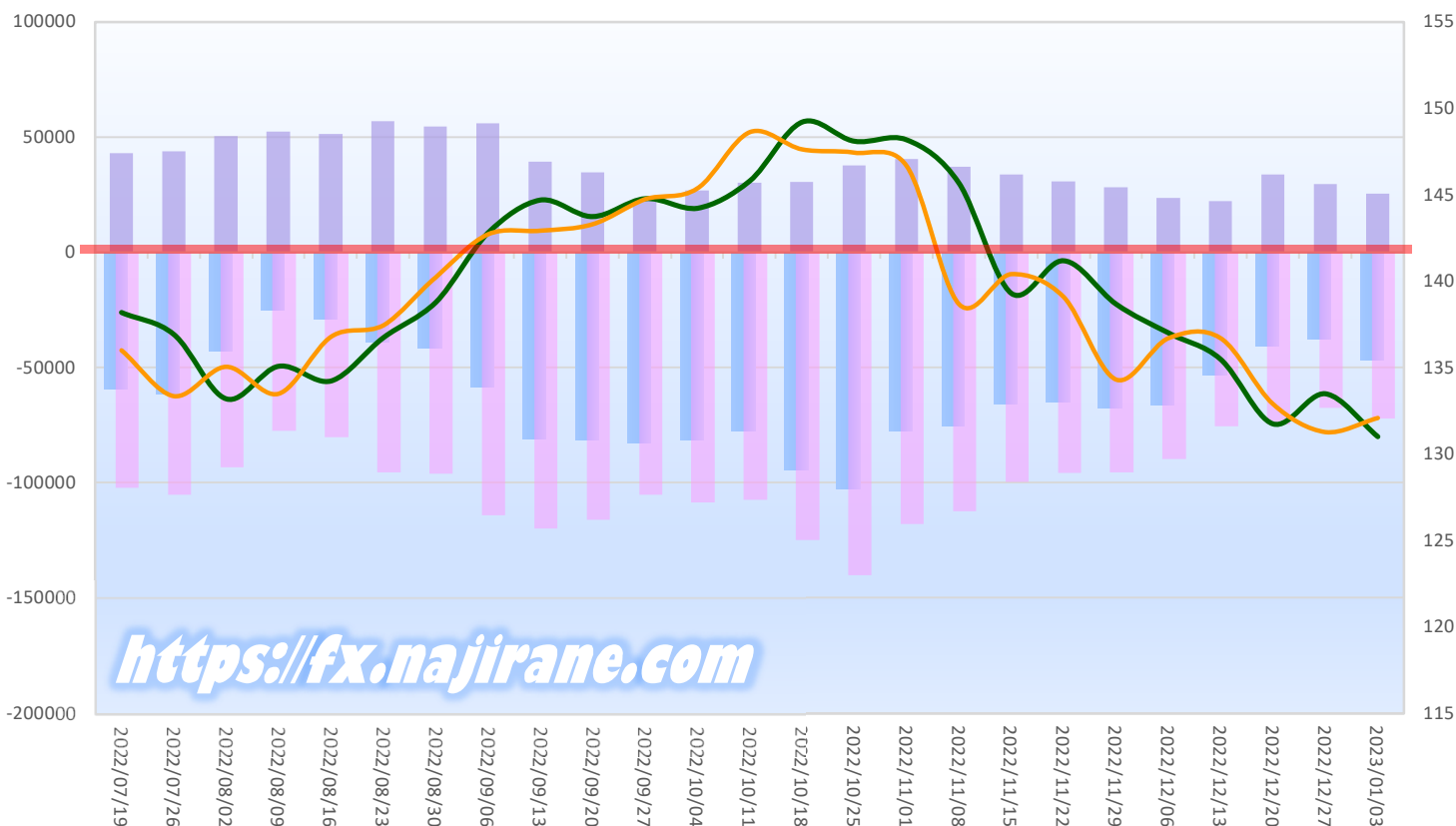
2022/07/12 ~ 2023/01/03

2023/01/06 NYクローズ時公表値

Report_Date	Non Commercial Positions												参考引け値	
	Long	増減	増減(%)	Short	増減	増減(%)	売り越し	増減	増減(%)	売買計	増減	増減(%)	1/3(火)	1/6(金)
2023/01/03	25377	-4308	-14.5%	72241	4826	7.2%	46864	9134	24.2%	97618	518	0.5%	131.00	132.10
2022/12/27	29685	-4001	-11.9%	67415	-7152	-9.6%	37730	-3151	-7.7%	97100	-11153	-10.3%	133.48	131.28
2022/12/20	33686	11396	51.1%	74567	-911	-1.2%	40881	-12307	-23.1%	108253	10485	10.7%	131.77	132.88
2022/12/13	22290	-1299	-5.5%	75478	-14107	-15.7%	53188	-12808	-19.4%	97768	-15406	-13.6%	135.49	136.70
2022/12/06	23589	-4536	-16.1%	89585	-5934	-6.2%	65996	-1398	-2.1%	113174	-10470	-8.5%	137.00	136.70
2022/11/29	28125	-2675	-8.7%	95519	-131	-0.1%	67394	2544	3.9%	123644	-2806	-2.2%	138.68	134.32
2022/11/22	30800	-2997	-8.9%	95650	-3989	-4.0%	64850	-992	-1.5%	126450	-6986	-5.2%	141.20	139.06
2022/11/15	33797	-3404	-9.2%	99639	-12820	-11.4%	65842	-9416	-12.5%	133436	-16224	-10.8%	139.30	140.40
2022/11/08	37201	-3259	-8.1%	112459	-5621	-4.8%	75258	-2362	-3.0%	149660	-8880	-5.6%	145.67	138.67
2022/11/01	40460	2881	7.7%	118080	-22117	-15.8%	77620	-24998	-24.4%	158540	-19236	-10.8%	148.17	146.66
2022/10/25	37579	6996	22.9%	140197	15278	12.2%	102618	8282	8.8%	177776	22274	14.3%	148.09	147.43
2022/10/18	30583	434	1.4%	124919	17377	16.2%	94336	16943	21.9%	155502	17811	12.9%	149.20	147.63
2022/10/11	30149	3187	11.8%	107542	-1043	-1.0%	77393	-4230	-5.2%	137691	2144	1.6%	145.80	148.61
2022/10/04	26962	4256	18.7%	108585	3323	3.2%	81623	-933	-1.1%	135547	7579	5.9%	144.24	145.36
2022/09/27	22706	-12061	-34.7%	105262	-10785	-9.3%	82556	1276	1.6%	127968	-22846	-15.1%	144.79	144.72
2022/09/20	34767	-4556	-11.6%	116047	-3968	-3.3%	81280	588	0.7%	150814	-8524	-5.3%	143.73	143.30
2022/09/13	39323	-16679	-29.8%	120015	5824	5.1%	80692	22503	38.7%	159338	-10855	-6.4%	144.69	142.91
2022/09/06	56002	1489	2.7%	114191	18147	18.9%	58189	16658	40.1%	170193	19636	13.0%	142.78	142.69
2022/08/30	54513	-2221	-3.9%	96044	503	0.5%	41531	2724	7.0%	150557	-1718	-1.1%	138.78	140.24
2022/08/23	56734	5426	10.6%	95541	15342	19.1%	38807	9916	34.3%	152275	20768	15.8%	136.74	137.46
2022/08/16	51308	-1025	-2.0%	80199	2834	3.7%	28891	3859	15.4%	131507	1809	1.4%	134.24	136.79
2022/08/09	52333	1900	3.8%	77365	-15821	-17.0%	25032	-17721	-41.4%	129698	-13921	-9.7%	135.10	133.49
2022/08/02	50433	6621	15.1%	93186	-12107	-11.5%	42753	-18728	-30.5%	143619	-5486	-3.7%	133.18	135.05
2022/07/26	43812	932	2.2%	105293	3188	3.1%	61481	2256	3.8%	149105	4120	2.8%	136.92	133.36
2022/07/19	42880	7347	20.7%	102105	6574	6.9%	59225	-773	-1.3%	144985	13921	10.6%	138.18	135.99
2022/07/12	35533			95531			59998			131064			136.87	138.53

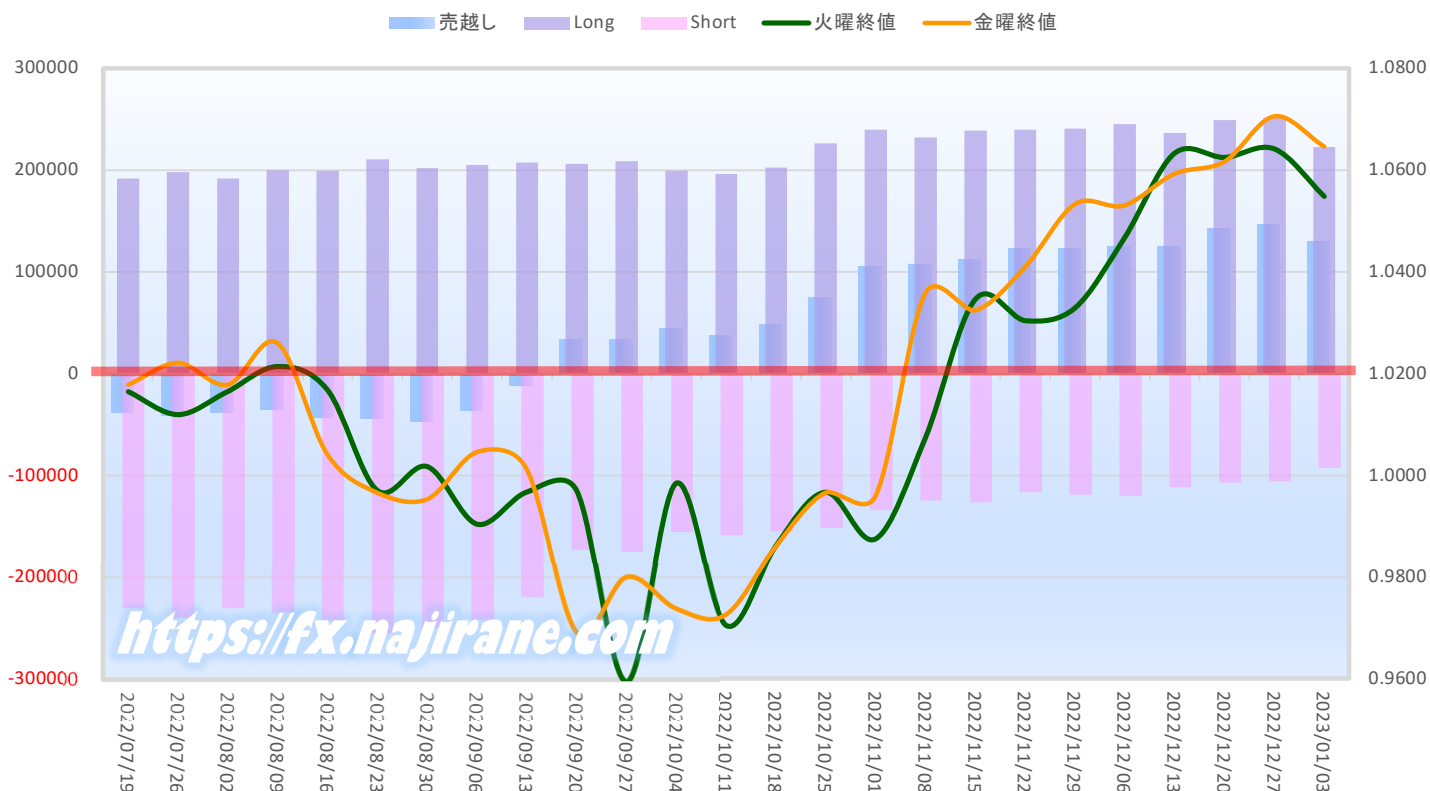
JAPANESE YEN - CHICAGO MERCANTILE EXCHANGE  
FUTURES ONLY POSITIONS

売越し Long Short 火曜終値 金曜終値



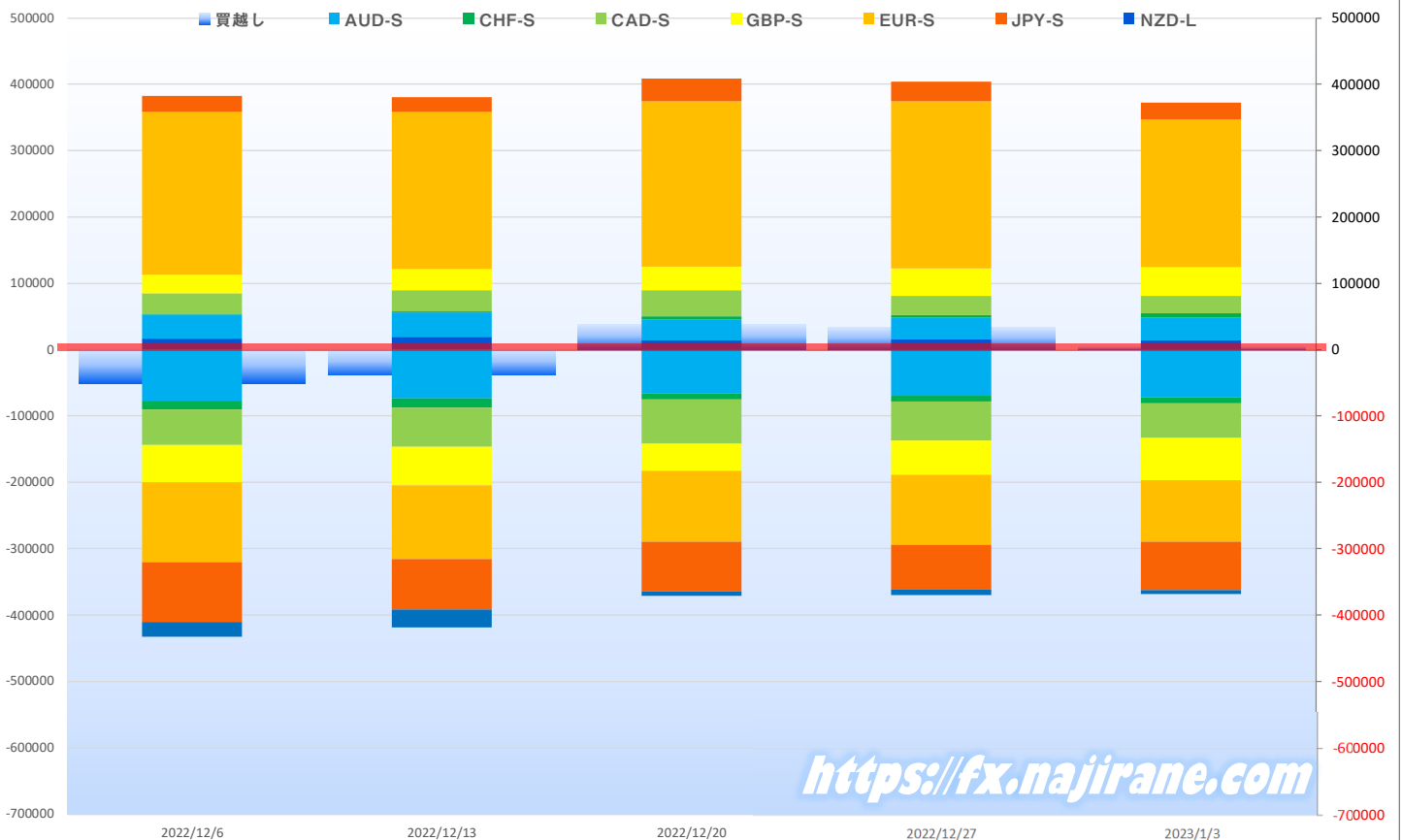
EURO FX - CHICAGO MERCANTILE EXCHANGE													Code-099741	
2022/07/12 ~ 2023/01/03													2023/01/06 NYクロス時公表値	
Report_Date	Non Commercial Positions											参考引け値		
	Long	増減		Short	増減		売越し	増減		売買計	増減		1/3(火)	1/6(金)
2023/01/03	222543	-29344	-11.6%	92628	-13097	-12.4%	-129915	-16247	-11.1%	315171	-42441	####	1.0548	1.0646
2022/12/27	251887	2738	1.1%	105725	-1152	-1.1%	-146162	3890	2.7%	357612	1586	0.4%	1.0641	1.0705
2022/12/20	249149	12734	5.4%	106877	-4823	-4.3%	-142272	17557	14.1%	356026	7911	2.3%	1.0625	1.0617
2022/12/13	236415	-8648	-3.5%	111700	-8480	-7.1%	-124715	-168	-0.1%	348115	-17128	-4.7%	1.0633	1.0593
2022/12/06	245063	3941	1.6%	120180	1305	1.1%	-124883	2636	2.2%	365243	5246	1.5%	1.0466	1.0531
2022/11/29	241122	1524	0.6%	118875	2389	2.1%	-122247	-865	-0.7%	359997	3913	1.1%	1.0329	1.0533
2022/11/22	239598	229	0.1%	116486	-10217	-8.1%	-123112	10446	9.3%	356084	-9988	-2.7%	1.0305	1.0410
2022/11/15	239369	7052	3.0%	126703	1985	1.6%	-112666	5067	4.7%	366072	9037	2.5%	1.0346	1.0324
2022/11/08	232317	-7453	-3.1%	124718	-9262	-6.9%	-107599	1809	1.7%	357035	-16715	-4.5%	1.0074	1.0358
2022/11/01	239770	13036	5.7%	133980	-17845	-11.8%	-105790	30881	41.2%	373750	-4809	-1.3%	0.9874	0.9959
2022/10/25	226734	24031	11.9%	151825	-2728	-1.8%	-74909	26759	55.6%	378559	21303	6.0%	0.9967	0.9966
2022/10/18	202703	6567	3.3%	154553	-4084	-2.6%	-48150	10651	28.4%	357256	2483	0.7%	0.9863	0.9862
2022/10/11	196136	-3255	-1.6%	158637	2928	1.9%	-37499	-6183	-14.2%	354773	-327	-0.1%	0.9705	0.9727
2022/10/04	199391	-9345	-4.5%	155709	-19230	-11.0%	-43682	9885	29.2%	355100	-28575	-7.4%	0.9984	0.9738
2022/09/27	208736	2172	1.1%	174939	1824	1.1%	-33797	348	1.0%	383675	3996	1.1%	0.9596	0.9800
2022/09/20	206564	-1214	-0.6%	173115	-46500	-21.2%	-33449	-45286	-382.6%	379679	-47714	####	0.9971	0.9692
2022/09/13	207778	2501	1.2%	219615	-22011	-9.1%	11837	-24512	-67.4%	427393	-19510	-4.4%	0.9967	1.0013
2022/09/06	205277	3019	1.5%	241626	-8308	-3.3%	36349	-11327	-23.8%	446903	-5289	-1.2%	0.9904	1.0046
2022/08/30	202258	-8567	-4.1%	249934	-5000	-2.0%	47676	3567	8.1%	452192	-13567	-2.9%	1.0017	0.9954
2022/08/23	210825	11599	5.8%	254934	12924	5.3%	44109	1325	3.1%	465759	24523	5.6%	0.9970	0.9966
2022/08/16	199226	-862	-0.4%	242010	7386	3.1%	42784	8248	23.9%	441236	6524	1.5%	1.0168	1.0041
2022/08/09	200088	8396	4.4%	234624	4121	1.8%	34536	-4275	-11.0%	434712	12517	3.0%	1.0214	1.0261
2022/08/02	191692	-6349	-3.2%	230503	-9122	-3.8%	38811	-2773	-6.7%	422195	-15471	-3.5%	1.0165	1.0178
2022/07/26	198041	2166	1.1%	239625	1005	0.4%	41584	-1161	-2.7%	437666	3171	0.7%	1.0119	1.0221
2022/07/19	195875	-1365	-0.7%	238620	16136	7.3%	42745	17501	69.3%	434495	14771	3.5%	1.0228	1.0212
2022/07/12	197240			222484			25244			419724			1.0036	1.0082

### EURO FX - CHICAGO MERCANTILE EXCHANGE FUTURES ONLY POSITIONS



	2022/12/06			2022/12/13			2022/12/20			2022/12/27			2023/01/03		
	Long	Short	売り越し	Long	Short	売り越し	Long	Short	売り越し	Long	Short	売り越し	Long	Short	売り越し
JPY	23589	89585	65996	22290	75478	53188	33686	74567	40881	29685	67415	37730	25377	72241	46864
	前週比 枚数増減 (枚)			-1299	-14107	-12808	11396	-911	-12307	-4001	-7152	-3151	-4308	4826	9134
	前週比 枚数増減 (%)			-5.5%	-15.7%	-19.4%	51.1%	-1.2%	-23.1%	-11.9%	-9.6%	-7.7%	-14.5%	7.2%	24.2%
EUR	245063	120180	-124883	236415	111700	-124715	249149	106877	-142272	251887	105725	-146162	222543	92628	-129915
	前週比 枚数増減 (枚)			-8648	-8480	-168	12734	-4823	17557	2738	-1152	3890	-29344	-13097	-16247
	前週比 枚数増減 (%)			-3.5%	-7.1%	-0.1%	5.4%	-4.3%	14.1%	1.1%	-1.1%	2.7%	-11.6%	-12.4%	-11.1%
GBP	28539	56732	28193	32008	57747	25739	35284	40887	5603	40585	51472	10887	43625	63926	20301
	前週比 枚数増減 (枚)			3469	1015	-2454	3276	-16860	-20136	5301	10585	5284	3040	12454	9414
	前週比 枚数増減 (%)			12.2%	1.8%	-8.7%	10.2%	-29.2%	-78.2%	15.0%	25.9%	94.3%	7.5%	24.2%	86.5%
AUD	36334	76897	40563	35825	73662	37837	31779	65894	34115	32955	69746	36791	35208	71475	36267
	前週比 枚数増減 (枚)			-509	-3235	-2726	-4046	-7768	-3722	1176	3852	2676	2253	1729	-524
	前週比 枚数増減 (%)			-1.4%	-4.2%	-6.7%	-11.3%	-10.5%	-9.8%	3.7%	5.8%	7.8%	6.8%	2.5%	-1.4%
CAD	30717	52807	22090	31720	58968	27248	39705	66666	26961	28879	58912	30033	25497	52263	26766
	前週比 枚数増減 (枚)			1003	6161	5158	7985	7698	-287	-10826	-7754	3072	-3382	-6649	-3267
	前週比 枚数増減 (%)			3.3%	11.7%	23.3%	25.2%	13.1%	-1.1%	-27.3%	-11.6%	11.4%	-11.7%	-11.3%	-10.9%
CHF	1343	13573	12230	2081	13892	11811	5001	9065	4064	3929	8060	4131	6632	9486	2854
	前週比 枚数増減 (枚)			738	319	-419	2920	-4827	-7747	-1072	-1005	67	2703	1426	-1277
	前週比 枚数増減 (%)			55.0%	2.4%	-3.4%	140.3%	-34.7%	-65.6%	-21.4%	-11.1%	1.6%	68.8%	17.7%	-30.9%
NZD	16302	22800	6498	19700	27206	7506	13386	7052	-6334	15576	8669	-6907	13366	5886	-7480
	前週比 枚数増減 (枚)			3398	4406	1008	-6314	-20154	13840	2190	1617	573	-2210	-2783	573
	前週比 枚数増減 (%)			20.8%	19.3%	15.5%	-32.1%	-74.1%	184.4%	16.4%	22.9%	9.0%	-14.2%	-32.1%	8.3%
MXN	177555	129603	-47952	168481	124117	-44364	124474	179570	55096	125891	177617	51726	131201	187577	56376
	前週比 枚数増減 (枚)			-9074	-5486	-3588	-44007	55453	99460	1417	-1953	-3370	5310	9960	4650
	前週比 枚数増減 (%)			-5.1%	-4.2%	-7.5%	-26.1%	44.7%	224.2%	1.1%	-1.1%	-6.1%	4.2%	5.6%	9.0%
Total All 8	559442	562177	2735	548520	542770	-5750	532464	550578	18114	529387	547616	18229	503449	555482	52033
	前週比 枚数増減 (枚)			-10922	-19407	8485	-16056	7808	23864	-3077	-2962	115	-25938	7866	33804
	前週比 枚数増減 (%)			-2.0%	-3.5%	310.2%	-2.9%	1.4%	415.0%	-0.6%	-0.5%	0.6%	-4.9%	1.4%	185.4%
Total 7 (MXN除く)	381887	432574	50687	380039	418653	38614	407990	371008	-36982	403496	369999	-33497	372248	367905	-4343
	前週比 枚数増減 (枚)			-1848	-13921	-12073	27951	-47645	75596	-4494	-1009	-3485	-31248	-2094	-29154
	前週比 枚数増減 (%)			-0.5%	-3.2%	-23.8%	7.4%	-11.4%	195.8%	-1.1%	-0.3%	-9.4%	-7.7%	-0.6%	-87.0%

## 直近5週 CFTC IMM主要7通貨の売買構成



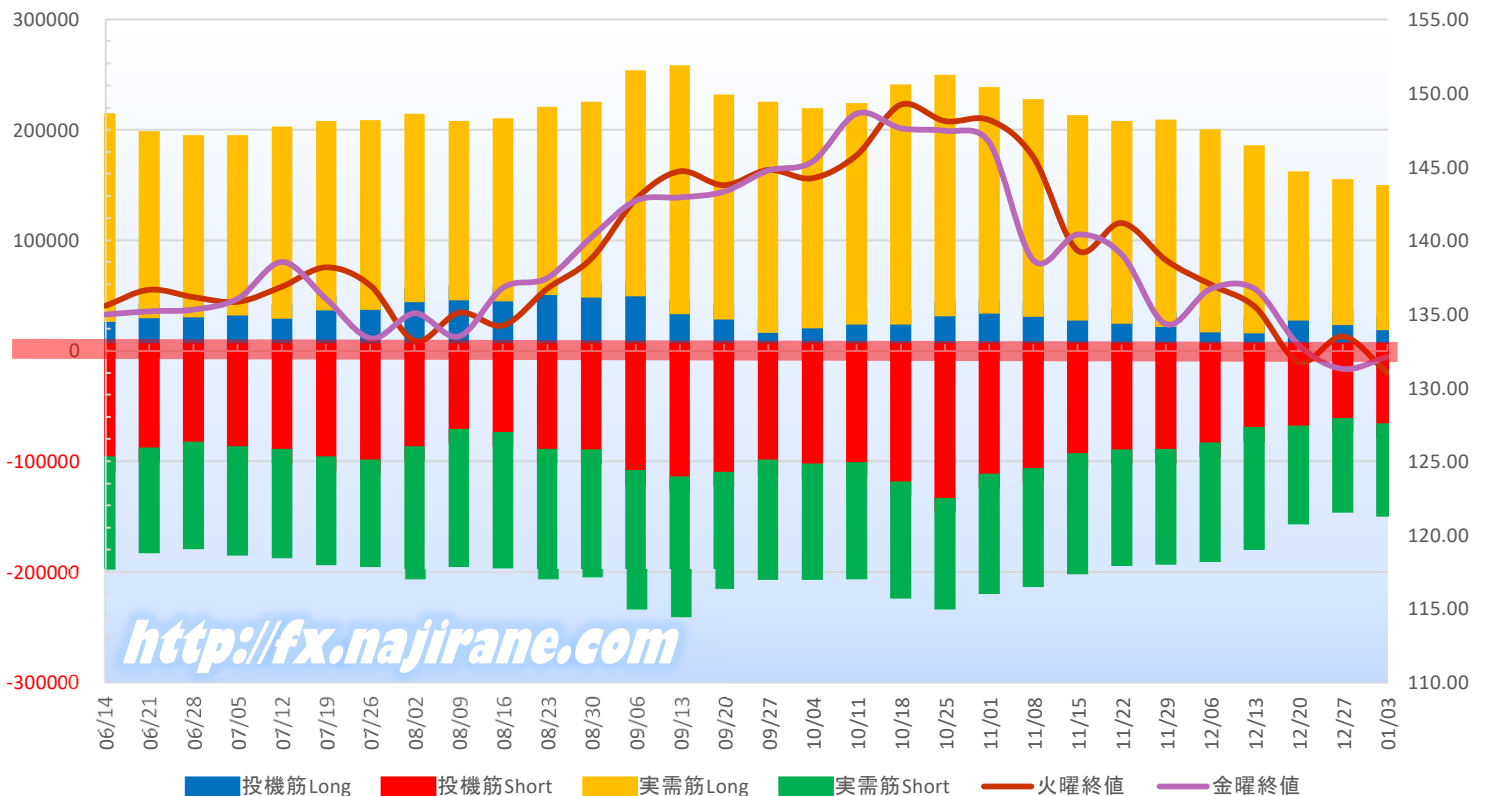
<https://fx.najirane.com>

**JAPANESE YEN - CHICAGO MERCANTILE EXCHANGE  
FUTURES ONLY POSITIONS**

**Code-097741  
2023/01/06 公表値**

Date	投機筋集計				実需筋集計				投機筋+実需筋合計				ドル円終値	
	円買い	円売り	売り越し	売買計	円買い	円売り	売り越し	売買計	円買い	円売り	売り越し	売買計	火曜締め	金曜締め
2023/01/03	25377	72241	46864	97618	117959	71186	-46773	189145	143336	143427	91	286763	131.00	132.10
2022/12/27	29685	67415	37730	97100	118599	72598	-46001	191197	148284	140013	-8271	288297	133.48	131.28
2022/12/20	33686	74567	40881	108253	121482	75759	-45723	197241	155168	150326	-4842	305494	131.77	132.88
2022/12/13	22290	75478	53188	97768	157021	97992	-59029	255013	179311	173470	-5841	352781	135.49	136.70
2022/12/06	23589	89585	65996	113174	169918	94716	-75202	264634	193507	184301	-9206	377808	137.00	136.70
2022/11/29	28125	95519	67394	123644	173959	91290	-82669	265249	202084	186809	-15275	388893	138.68	134.32
2022/11/22	30800	95650	64850	126450	170350	92244	-78106	262594	201150	187894	-13256	389044	141.20	139.06
2022/11/15	33797	99639	65842	133436	172905	95692	-77213	268597	206702	195331	-11371	402033	139.30	140.40
2022/11/08	37201	112459	75258	149660	183539	94559	-88980	278098	220740	207018	-13722	427758	145.67	138.67
2022/11/01	40460	118080	77620	158540	191221	95447	-95774	286668	231681	213527	-18154	445208	148.17	146.66
2022/10/25	37579	140197	102618	177776	205120	87038	-118082	292158	242699	227235	-15464	469934	148.09	147.43
2022/10/18	30583	124919	94336	155502	203508	92667	-110841	296175	234091	217586	-16505	451677	149.20	147.63
2022/10/11	30149	107542	77393	137691	187119	92670	-94449	279789	217268	200212	-17056	417480	145.80	148.61
2022/10/04	26962	108585	81623	135547	185691	92367	-93324	278058	212653	200952	-11701	413605	144.24	145.36
2022/09/27	22706	105262	82556	127968	195930	95297	-100633	291227	218636	200559	-18077	419195	144.79	144.72
2022/09/20	34767	116047	81280	150814	190267	92754	-97513	283021	225034	208801	-16233	433835	143.73	143.30
2022/09/13	39323	120015	80692	159338	212375	114076	-98299	326451	251698	234091	-17607	485789	144.69	142.91
2022/09/06	56002	114191	58189	170193	191138	113469	-77669	304607	247140	227660	-19480	474800	142.78	142.69
2022/08/30	54513	96044	41531	150557	163991	102704	-61287	266695	218504	198748	-19756	417252	138.78	140.24
2022/08/23	56734	95541	38807	152275	156987	104523	-52464	261510	213721	200064	-13657	413785	136.74	137.46
2022/08/16	51308	80199	28891	131507	152209	110230	-41979	262439	203517	190429	-13088	393946	134.24	136.79
2022/08/09	52333	77365	25032	129698	148628	111634	-36994	260262	200961	188999	-11962	389960	135.10	133.49
2022/08/02	50433	93186	42753	143619	157333	107079	-50254	264412	207766	200265	-7501	408031	133.18	135.05
2022/07/26	43812	105293	61481	149105	157963	84190	-73773	242153	201775	189483	-12292	391258	136.92	133.36
2022/07/19	42880	102105	59225	144985	158427	85345	-73082	243772	201307	187450	-13857	388757	138.18	135.99
2022/07/12	35533	95531	59998	131064	160589	85522	-75067	246111	196122	181053	-15069	377175	136.87	138.53
2022/07/05	38660	93105	54445	131765	149702	85639	-64063	235341	188362	178744	-9618	367106	135.84	136.06
2022/06/28	36462	89032	52570	125494	152071	84176	-67895	236247	188533	173208	-15325	361741	136.14	135.30
2022/06/21	35864	94318	58454	130182	156248	81899	-74349	238147	192112	176217	-15895	368329	136.67	135.20
2022/06/14	32441	102196	69755	134637	175789	89346	-86443	265135	208230	191542	-16688	399772	135.57	134.98

**JAPANESE YEN - CHICAGO MERCANTILE EXCHANGE  
FUTURES ONLY POSITIONS Cord-097741**



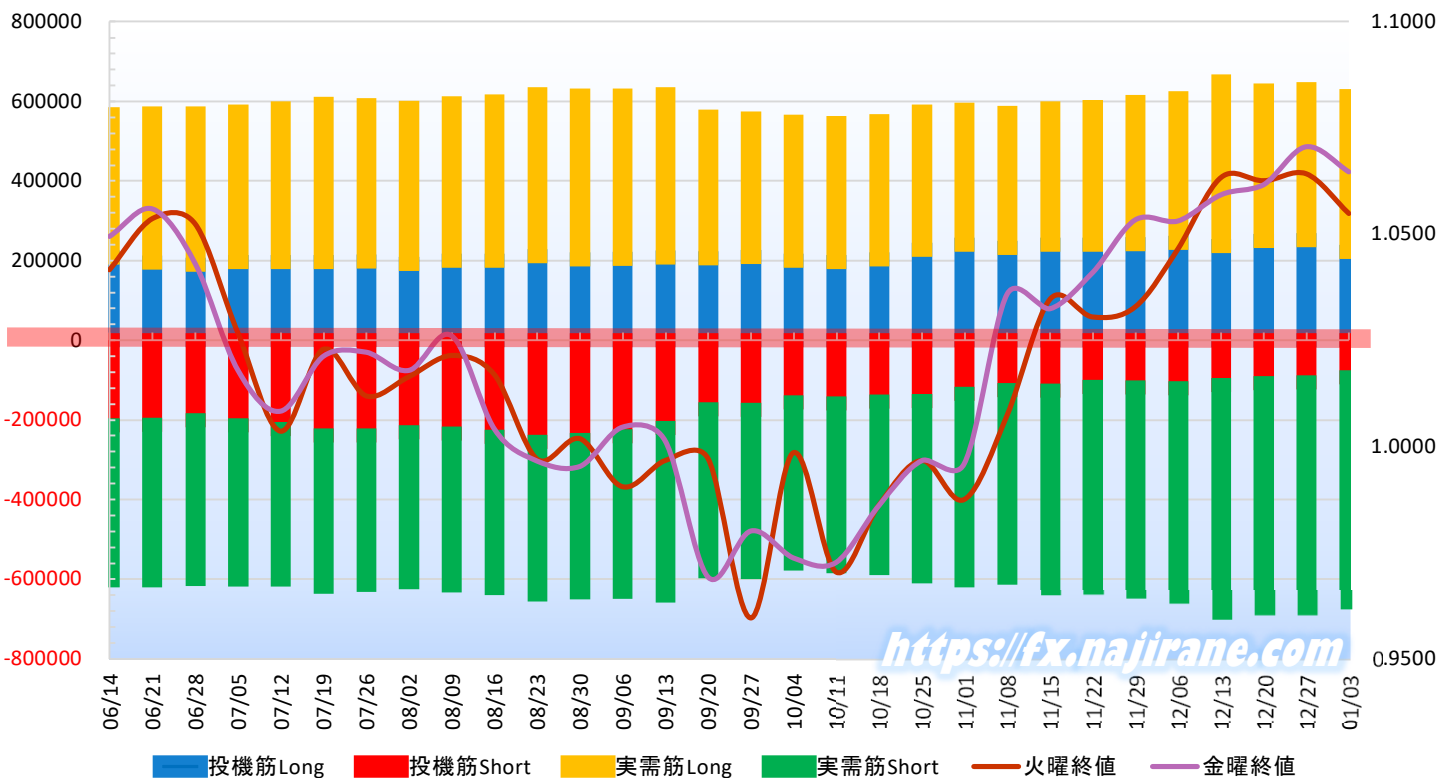


**EURO FX - CHICAGO MERCANTILE EXCHANGE  
FUTURES ONLY POSITIONS**

**Code-099741  
2023/01/06 公表値**

Date	投機筋集計				実需筋集計				投機筋+実需筋合計				ユーロドル終値	
	EUR買い	EUR売り	売り越し	売買計	EUR買い	EUR売り	売り越し	売買計	EUR買い	EUR売り	売り越し	売買計	火曜締め	金曜締め
2023/01/03	222543	92628	-129915	315171	389861	563942	174081	953803	612404	656570	44166	#####	1.0548	1.0646
2022/12/27	251887	105725	-146162	357612	379076	565896	186820	944972	630963	671621	40658	#####	1.0641	1.0705
2022/12/20	249149	106877	-142272	356026	379011	565025	186014	944036	628160	671902	43742	#####	1.0625	1.0617
2022/12/13	236415	111700	-124715	348115	414090	571467	157377	985557	650505	683167	32662	#####	1.0633	1.0593
2022/12/06	245063	120180	-124883	365243	363169	523174	160005	886343	608232	643354	35122	#####	1.0466	1.0531
2022/11/29	241122	118875	-122247	359997	356905	511490	154585	868395	598027	630365	32338	#####	1.0329	1.0533
2022/11/22	239598	116486	-123112	356084	345848	503792	157944	849640	585446	620278	34832	#####	1.0305	1.0410
2022/11/15	239369	126703	-112666	366072	343388	494961	151573	838349	582757	621664	38907	#####	1.0346	1.0324
2022/11/08	232317	124718	-107599	357035	339218	470981	131763	810199	571535	595699	24164	#####	1.0074	1.0358
2022/11/01	239770	133980	-105790	373750	339364	468183	128819	807547	579134	602163	23029	#####	0.9874	0.9959
2022/10/25	226734	151825	-74909	378559	346949	440781	93832	787730	573683	592606	18923	#####	0.9967	0.9966
2022/10/18	202703	154553	-48150	357256	347078	417655	70577	764733	549781	572208	22427	#####	0.9863	0.9862
2022/10/11	196136	158637	-37499	354773	349091	409252	60161	758343	545227	567889	22662	#####	0.9705	0.9727
2022/10/04	199391	155709	-43682	355100	348817	405665	56848	754482	548208	561374	13166	#####	0.9984	0.9738
2022/09/27	208736	174939	-33797	383675	348374	406814	58440	755188	557110	581753	24643	#####	0.9596	0.9800
2022/09/20	206564	173115	-33449	379679	354891	407201	52310	762092	561455	580316	18861	#####	0.9971	0.9692
2022/09/13	207778	219615	11837	427393	410364	421787	11423	832151	618142	641402	23260	#####	0.9967	1.0013
2022/09/06	205277	241626	36349	446903	409460	389850	-19610	799310	614737	631476	16739	#####	0.9904	1.0046
2022/08/30	202258	249934	47676	452192	411684	382824	-28860	794508	613942	632758	18816	#####	1.0017	0.9954
2022/08/23	210825	254934	44109	465759	406701	382394	-24307	789095	617526	637328	19802	#####	0.9970	0.9966
2022/08/16	199226	242010	42784	441236	400458	379542	-20916	780000	599684	621552	21868	#####	1.0168	1.0041
2022/08/09	200088	234624	34536	434712	394543	380141	-14402	774684	594631	614765	20134	#####	1.0214	1.0261
2022/08/02	191692	230503	38811	422195	391841	376321	-15520	768162	583533	606824	23291	#####	1.0165	1.0178
2022/07/26	198041	239625	41584	437666	393062	374406	-18656	767468	591103	614031	22928	#####	1.0119	1.0221
2022/07/19	195875	238620	42745	434495	397991	380561	-17430	778552	593866	619181	25315	#####	1.0228	1.0212
2022/07/12	197240	222484	25244	419724	385039	379279	-5760	764318	582279	601763	19484	#####	1.0036	1.0082
2022/07/05	197138	213990	16852	411128	377654	386290	8636	763944	574792	600280	25488	#####	1.0266	1.0178
2022/06/28	189414	200010	10596	389424	380084	399896	19812	779980	569498	599906	30408	#####	1.0522	1.0429
2022/06/21	195554	211159	15605	406713	373695	391877	18182	765572	569249	603036	33787	#####	1.0536	1.0559
2022/06/14	206986	213004	6018	419990	361159	389654	28495	750813	568145	602658	34513	#####	1.0416	1.0494

**EURO FX - CHICAGO MERCANTILE EXCHANGE  
FUTURES ONLY POSITIONS Code-099741**



<https://fx.najirane.com>

# Bitcoin/USD 及び CME Futures (当月及び限月別)

※取引単位=5ビットコイン  
(CME CFビットコイン参考基準レート=BRRを対象)

Bitcoin/USD						CME Futures 2023/01		CME Futures 2023/02		CME Futures 2023/03		CME Futures 2023/04		CME Futures 2023/12	
Date	Open	High	Low	Close	Close	Volume	Close	Volume	Close	Volume	Close	Volume	Close	Volume	
2022/10/30	20818	20917	20547	20636	0	0	0	0	0	0	0	0	0	0	
2022/10/31	20634	20795	20287	20496	20385	46	20415	3	20460	0	20560	0	20960	1	
2022/11/1	20495	20647	20360	20485	20480	5	20505	4	20545	0	20645	0	21040	1	
2022/11/2	20483	20743	20087	20160	20270	21	20295	2	20350	0	20450	0	20850	1	
2022/11/3	20163	20382	20086	20210	20285	10	20310	1	20350	0	20450	0	20840	1	
2022/11/4	20209	21210	20188	21147	21150	45	21165	4	21215	0	21315	0	21685	1	
2022/11/5	21145	21447	21098	21283	0	0	0	0	0	0	0	0	0	0	
2022/11/6	21285	21345	20920	20926	0	0	0	0	0	0	0	0	0	0	
2022/11/7	20925	21053	20490	20603	20865	20	20890	5	20960	2	21060	0	21410	1	
2022/11/8	20601	20665	17604	18541	18090	222	18115	47	18205	4	18305	0	18705	1	
2022/11/9	18544	18590	15683	15881	15605	247	15625	96	15720	30	15815	0	16675	1	
2022/11/10	15883	18054	15834	17587	17655	228	17660	68	17730	17	17825	0	18605	1	
2022/11/11	17583	17651	16543	17034	15770	80	15755	23	15825	0	15920	1	17055	1	
2022/11/12	17037	17067	16652	16799	0	0	0	0	0	0	0	0	0	0	
2022/11/13	16800	16921	16321	16353	0	0	0	0	0	0	0	0	0	0	
2022/11/14	16352	17109	15873	16618	15790	91	15770	14	15925	0	16020	1	16705	1	
2022/11/15	16617	17052	16543	16885	16490	381	16485	41	16640	22	16735	0	17295	1	
2022/11/16	16884	16960	16430	16669	16040	115	16015	18	16055	2	16150	0	17025	1	
2022/11/17	16670	16726	16461	16688	16230	44	16200	4	16240	0	16335	0	17145	1	
2022/11/18	16688	16947	16565	16698	16200	16	16155	4	16190	0	16285	1	17075	1	
2022/11/19	16696	16798	16570	16712	0	0	0	0	0	0	0	0	0	0	
2022/11/20	16713	16747	16249	16292	0	0	0	0	0	0	0	0	0	0	
2022/11/21	16291	16291	15599	15787	15290	212	15245	38	15285	1	15380	1	16210	1	
2022/11/22	15782	16253	15657	16190	15595	2233	15605	67	15615	4	15710	1	16560	1	
2022/11/23	16196	16638	16171	16611	16255	2336	16240	81	16240	0	16315	1	17035	1	
2022/11/24	16612	16711	16502	16604	0	0	0	0	0	0	0	0	0	0	
2022/11/25	16602	16603	16388	16522	16220	167	16190	82	16200	0	16290	1	16705	1	
2022/11/26	16522	16667	16416	16464	0	0	0	0	0	0	0	0	0	0	
2022/11/27	16464	16594	16437	16445	0	0	0	0	0	0	0	0	0	0	
2022/11/28	16440	16483	16055	16217	15890	321	15865	44	15875	22	15950	1	16460	1	
2022/11/29	16218	16522	16139	16445	16165	264	16145	16	16150	12	16235	1	16310	1	
2022/11/30	16445	17191	16445	17169	16985	499	16965	41	16965	6	17015	1	16900	1	
2022/12/1	17168	17197	16888	16967	16775	351	16765	14	16770	1	16845	1	16730	1	
2022/12/2	16969	17089	16878	17089	16940	306	16935	9	16945	7	16975	1	16860	1	
2022/12/3	17090	17116	16888	16908	0	0	0	0	0	0	0	0	0	0	
2022/12/4	16908	17158	16903	17130	0	0	0	0	0	0	0	0	0	0	
2022/12/5	17129	17378	16922	16975	16775	255	16770	18	16775	1	16860	1	16760	1	
2022/12/6	16975	17092	16940	17090	16875	196	16870	7	16875	28	16925	1	16810	1	
2022/12/7	17090	17109	16751	16848	16635	196	16615	13	16610	3	16680	1	16650	1	
2022/12/8	16847	17268	16789	17233	17100	343	17085	19	17070	22	17125	1	17010	1	
2022/12/9	17232	17281	17101	17133	16965	198	16950	4	16945	2	17015	1	16920	1	
2022/12/10	17134	17217	17121	17129	0	0	0	0	0	0	0	0	0	0	
2022/12/11	17130	17246	17092	17104	0	0	0	0	0	0	0	0	0	0	
2022/12/12	17103	17213	16899	17206	17020	186	17000	9	17000	38	17050	1	16935	1	
2022/12/13	17206	17930	17112	17781	17640	534	17620	52	17605	20	17680	1	17565	1	
2022/12/14	17782	18319	17740	17816	17705	516	17675	16	17660	11	17715	1	17595	1	
2022/12/15	17814	17847	17323	17365	17285	466	17255	6	17250	12	17310	1	17230	1	
2022/12/16	17365	17506	16585	16647	16685	365	16650	24	16625	11	16680	1	16710	1	
2022/12/17	16647	16801	16614	16795	0	0	0	0	0	0	0	0	0	0	
2022/12/18	16796	16815	16698	16758	0	0	0	0	0	0	0	0	0	0	
2022/12/19	16759	16808	16398	16440	16390	428	16340	26	16310	16	16365	1	16425	1	
2022/12/20	16442	17013	16428	16906	16725	475	16650	90	16605	10	16660	1	16690	1	
2022/12/21	16905	16917	16756	16818	16590	599	16520	45	16470	6	16480	1	16605	1	
2022/12/22	16818	16867	16592	16830	16575	1339	16520	37	16490	33	16500	1	16610	1	
2022/12/23	16830	16905	16794	16797	16650	3803	16565	74	16515	2	16515	1	16630	1	
2022/12/24	16797	16865	16794	16848	0	0	0	0	0	0	0	0	0	0	
2022/12/25	16848	16861	16755	16842	0	0	0	0	0	0	0	0	0	0	
2022/12/26	16842	16920	16812	16920	0	0	0	0	0	0	0	0	0	0	
2022/12/27	16919	16960	16642	16717	16435	4684	16410	865	16375	71	16375	1	16490	1	
2022/12/28	16716	16768	16498	16553	16395	7165	16340	1498	16275	88	16310	2	16420	1	
2022/12/29	16552	16652	16509	16642	16385	4264	16325	2198	16255	41	16250	0	16430	1	
2022/12/30	16641	16643	16408	16603	16535	6062	16445	179	16380	12	16340	2	16395	1	
2022/12/31	16604	16629	16518	16547	0	0	0	0	0	0	0	0	0	0	
2023/1/1	16548	16630	16521	16625	0	0	---	---	---	---	---	---	---	---	
2023/1/2	16626	16759	16572	16688	0	0	---	---	---	---	---	---	---	---	
2023/1/3	16689	16760	16622	16680	16615	4086	16525	96	16450	22	16400	8	16495	2	
2023/1/4	16680	16965	16668	16863	16780	7387	16705	184	16630	78	16580	1	16635	0	
2023/1/5	16863	16884	16790	16837	16840	3408	16760	80	16690	93	16640	0	16690	0	
2023/1/6	16836	16992	16716	16952	16895	3408	16810	80	16740	93	16680	0	16730	0	



Date	BTC(BitCoin)/JPY					ETH(Ethereum)/JPY					XRP(Ripple)/JPY				
	Open	High	Low	Close	Volume	Open	High	Low	Close	Volume	Open	High	Low	Close	Volume
2022/11/7	3072699.50	3097816.75	3004240.75	3020919.00	7846108.98	230844.61	235152.44	228677.66	229997.05	2240447.55	69.1181	70.2083	67.7620	68.3069	233567.01
2022/11/8	3020604.50	3029050.50	2953667.50	2693961.75	17289059.87	229958.69	231085.20	183417.23	193654.91	6109382.18	68.3023	68.4133	52.7281	59.0250	578969.81
2022/11/9	2694323.50	2703852.25	2294581.75	2321727.75	15044459.06	193696.59	194274.53	158498.78	160841.89	5681885.27	59.0267	59.6110	47.7131	48.7101	532587.19
2022/11/10	2322075.50	2549702.25	2315590.50	2492698.25	11792851.69	160832.75	190464.53	159859.88	184182.36	4050988.80	48.7061	56.3339	48.4379	56.0861	439983.75
2022/11/11	2492199.50	2508481.50	2310714.25	2364360.00	7754980.37	184099.84	185014.13	169192.72	178666.28	2903770.83	56.0782	56.5272	51.3949	53.3212	238764.51
2022/11/12	2364718.25	2368854.50	2311266.75	2331978.75	4125262.44	178696.44	178795.34	172410.75	174250.08	1522101.31	53.3242	53.3242	50.1698	50.4838	129366.73
2022/11/13	2332053.50	2348856.25	2276026.75	2283207.75	3798864.60	174274.08	176532.78	167440.50	170586.73	1496338.94	50.4831	51.1893	46.5951	47.5112	148568.59
2022/11/14	2283021.25	2401155.75	2215613.25	2328095.50	6952856.26	170597.38	180229.59	163952.02	173940.22	2105324.60	47.5158	52.9521	45.1890	52.7318	336346.56
2022/11/15	2327995.50	2374052.50	2322071.25	2346395.75	5086095.55	173950.53	177096.03	172327.36	173949.41	1639528.38	52.7227	55.0873	51.7086	53.9914	273287.16
2022/11/16	2346357.75	2374934.50	2289360.25	2322499.50	4726732.68	173959.48	176905.44	166230.09	169366.00	1663500.74	53.9930	54.5262	50.8388	52.4288	183229.30
2022/11/17	2322637.00	2331155.50	2296886.75	2343347.75	3913497.39	169400.28	170722.86	167082.78	168623.77	1365444.90	52.4273	53.6918	51.8333	53.7189	136231.77
2022/11/18	2343403.00	2376870.25	2322348.25	2343450.75	3769979.86	168622.86	171562.30	168622.86	170140.36	1119941.47	53.7187	54.1903	52.6856	53.7610	136251.21
2022/11/19	2343232.00	2357835.00	2325575.50	2345717.50	2260751.08	170128.47	172345.45	168480.83	171024.56	839207.03	53.7600	54.3836	52.8969	53.9983	80205.13
2022/11/20	2345910.25	2350662.75	2280375.00	2285187.75	2989538.82	171025.88	171817.77	159651.89	160249.85	1353705.93	53.9980	55.2456	50.6514	50.7685	162170.11
2022/11/21	2285102.00	2285102.00	2163171.25	2243286.25	5318524.03	160239.09	160239.09	154146.30	157490.88	2000704.66	50.7686	52.1296	48.8094	51.8359	305975.47
2022/11/22	2242578.25	2297834.25	2222608.00	2285347.75	4337399.15	157425.92	160474.78	152702.13	160241.08	1699661.08	51.8252	53.3243	50.0082	53.0847	192517.03
2022/11/23	2286169.25	2322536.75	2282285.00	2312915.25	4589274.26	160276.11	165057.09	159683.52	164751.59	1565457.64	53.0822	53.1832	52.1826	53.1323	153175.37
2022/11/24	2313045.00	2320963.50	2279889.75	2301452.75	3621600.71	164771.86	167937.33	164327.75	166877.42	1345346.35	53.1321	55.9514	51.9100	55.7179	147591.44
2022/11/25	2301148.25	2300681.00	2272764.50	2298601.25	2598612.36	166851.95	166851.95	162925.97	166800.58	762865.25	55.7165	57.8730	54.1493	56.8270	174591.63
2022/11/26	2298564.50	2318777.50	2283908.00	2290593.25	2504251.49	166771.59	170111.70	166685.38	167770.56	705942.66	56.8200	57.3579	54.9663	55.1810	85533.32
2022/11/27	2290538.00	2311293.75	2291111.00	2291967.00	2849364.95	167771.59	169781.14	166558.38	166570.61	625371.65	55.1778	56.5706	55.0894	55.3068	87808.69
2022/11/28	2291353.25	2292471.00	2228346.00	2249734.50	3848628.05	166547.41	166558.16	160459.84	162319.23	1009275.45	55.3040	55.4082	52.1216	54.1466	163562.47
2022/11/29	2249778.50	2281367.25	2236234.50	2281763.25	3271990.30	162289.86	169539.03	161208.53	168846.66	1059977.74	54.1412	55.9009	53.2608	55.2991	134456.93
2022/11/30	2281832.00	2306068.25	2281832.00	2358307.00	4055415.07	166885.40	179448.28	168726.91	177978.27	1351218.91	55.2998	56.6188	55.1362	56.1457	128205.85
2022/12/1	2358229.75	2363227.00	2285425.00	2293163.75	3094387.39	177989.38	178089.05	172555.41	172492.61	926872.43	56.1459	56.1995	53.6089	53.6164	100296.06
2022/12/2	2393733.25	2295263.25	2288134.50	2295263.25	2624475.44	172500.00	173844.36	171588.98	173844.36	834585.81	53.6172	53.8312	52.1164	53.2255	104337.74
2022/12/3	2295456.50	2298941.00	2268330.00	2271029.75	2178290.63	173864.92	174588.05	166742.92	166998.52	761916.52	53.2252	53.2448	52.0620	52.1340	66687.44
2022/12/4	2271020.75	2307555.25	2270385.00	2303750.50	2262603.62	166982.98	172349.19	166941.69	171721.11	695829.73	52.1306	52.7974	52.0526	52.5471	60646.32
2022/12/5	2303536.50	2335561.00	2313998.75	2313998.75	3033365.94	172137.44	176202.36	171264.95	172049.42	835932.17	52.5349	53.0320	52.4310	53.2102	121582.70
2022/12/6	2318515.50	2339852.00	2320180.75	2339312.00	2722649.92	172073.67	174108.34	170840.14	174071.48	696641.46	53.2124	53.7027	52.2261	53.6721	111468.56
2022/12/7	2339312.50	2346425.25	2302816.50	2297756.00	2683341.49	174057.70	174406.75	168333.44	168000.44	804488.62	53.6717	53.6717	51.7663	52.3231	114552.67
2022/12/8	2297650.00	2360255.00	2296343.00	2354705.75	2800565.41	168082.41	175784.47	167901.56	175046.08	850866.64	52.3318	53.9813	52.3162	53.9088	105263.64
2022/12/9	2354524.50	2347644.25	2336926.25	2339789.00	2776151.71	175040.75	175260.16	172277.00	172657.06	779265.04	53.9096	54.0418	52.6879	53.1447	94737.69
2022/12/10	2339935.00	2351387.75	2338257.25	2339355.25	1735428.59	172669.44	174751.52	172374.02	172956.39	448307.40	53.1459	53.1710	52.7462	52.8132	45291.61
2022/12/11	2339490.00	2356383.00	2336516.00	2338613.50	1930932.32	172961.00	175059.53	172211.08	172805.59	459678.65	52.8152	53.0640	51.9940	52.1956	50130.20
2022/12/12	233882.25	2366994.25	2313814.25	2366169.25	2697741.12	172765.23	175652.50	170164.97	175281.16	708362.53	52.1932	53.4856	51.0067	53.2731	121157.29
2022/12/13	2366169.50	2417890.25	2354795.25	2410706.50	3611011.31	175287.13	180894.44	173181.75	179033.77	1194808.69	53.2719	53.5347	52.2290	53.5661	154188.73
2022/12/14	2410807.75	2468513.50	2398346.75	2411391.25	3456153.58	179052.67	181637.05	176546.06	177220.80	1059933.27	53.5659	53.5904	51.7853	52.3020	120901.57
2022/12/15	2411119.75	2417225.50	2386346.25	2392044.75	2887894.69	177202.14	177556.61	173947.08	174442.78	831038.50	52.2985	52.3651	51.7440	52.1029	101900.12
2022/12/16	2392001.00	2399169.75	2267711.50	2275794.25	3285241.10	174457.48	175392.28	158875.23	159706.89	1271057.32	52.0997	52.0953	47.5906	48.1185	145094.61
2022/12/17	2275725.75	2296725.00	2271221.25	2295973.25	1977244.33	159680.58	162548.44	159317.11	162426.02	694086.77	48.1086	48.7241	47.6880	48.5043	80719.98
2022/12/18	2296044.25	2262332.25	2282676.00	2288746.75	1492010.63	162423.14	163255.13	160790.52	161804.31	475544.06	48.5048	48.5248	47.6543	47.8387	42869.85
2022/12/19	2288892.00	2288075.75	2243629.00	2251808.75	2398839.50	161810.20	162203.22	158765.28	159932.20	677148.51	47.8407	47.9945	45.7621	46.4164	135153.79
2022/12/20	2252097.25	2244958.50	2253410.50	2229829.00	2996893.06	159969.56	161525.88	158985.38	160606.98	881700.56	46.4211	46.5521	46.3050	46.0800	122963.72
2022/12/21	2229594.50	2228484.00	2216220.00	2226605.25	1970469.81	160591.53	160474.91	159533.00	160678.02	583459.90	46.0746	46.0956	44.8660	45.8123	98468.54
2022/12/22	2226717.25	2226431.25	2197297.75	2228034.25	1626687.64	161817.94	162708.84	161265.39	1701289.90	45.8058	46.3127	45.3022	46.2807	90695.09	
2022/12/23	2227942.00	2244190.75	2227112.00	2230047.50	2035190.06	161251.78	162885.73	161252.98	161994.48	642029.28	46.2796	47.0713	46.1487	47.0351	76735.51
2022/12/24	2230050.75	2239042.50	2229593.00	2236792.50	1293746.73	161988.97	162625.41	161487.22	162125.81	348661.28	47.0357	47.0389	46.6668	46.7570	29294.04
2022/12/25	2236759.25	2238491.75	2227962.75	2236777.00	1548078.73	162128.84	162440.34	160059.80	161889.81	523630.93	46.7582	46.7582	45.7792	46.0041	42990.48
2022/12/26	2236811.75	2246354.00	2235221.50	2246311.75	1578139.46	161884.25	162895.89	161402.25	162895.89	435738.82	46.0030	49.0582	45.9293	48.5542	105932.24
2022/12/27	2242643.50	2250191.00	2219470.00	2231532.25	2102237.29	162897.59	163326.55	160995.50	161892.42	546167.87	48.5549	49.5457	47.7737	49.1402	120839.29
2022/12/28	2231429.00	2246993.50	2218220.25	2218622.00	2279358.74	161885.08	162177.95	159351.16	159499.63	669057.81	49.1396	49.2189	47.7689	47.7875	112538.05
2022/12/29	2218588.50	2216577.00	2204510.00	2212103.75	1923652.82	159502.86	160274.86	158689.36	159716.30	549257.40	47.7866	47.9047	45.0585	45.5712	113665.34
2022/12/30	2211969.00	2207353.50	2162035.75	2176848.75	2088552.86	159712.89	159421.22	156464.05	157237.45						

Date	日経平均(^N225)					CME日経平均先物ドル建て(NKD)					CME日経平均先物円建て(NIY)					USDJPY
	Open	High	Low	Close	Volume	Open	High	Low	Close	Volume	Open	High	Low	Close	Volume	
2023-01-06	25,740.08	26,034.06	25,719.61	25,973.85		25,715.0	26,220.0	25,715.0	26,195.0	3,936	26,030.0	26,200.0	26,030.0	26,200.0	0	132.10
2023-01-05	25,825.50	25,947.10	25,750.46	25,820.80	723092500	25,870.0	25,960.0	25,700.0	25,710.0	3,936	25,715.0	25,715.0	25,715.0	25,715.0	0	133.42
2023-01-04	25,834.93	25,840.68	25,661.89	25,716.86	833297500	25,795.0	25,945.0	25,635.0	25,860.0	4,518	25,740.0	25,855.0	25,740.0	25,855.0	1	132.39
2022-12-30	26,288.00	26,321.37	26,067.92	26,094.50	527361300	26,280.0	26,295.0	25,655.0	25,770.0	3,728	25,755.0	25,755.0	25,755.0	25,755.0	0	131.28
2022-12-29	26,074.90	26,126.70	25,953.62	26,093.67	631104500	26,070.0	26,350.0	25,920.0	26,300.0	3,326	26,350.0	26,350.0	26,350.0	26,350.0	0	133.03
2022-12-28	26,309.34	26,354.27	26,199.67	26,340.50	615226600	26,215.0	26,335.0	26,050.0	26,055.0	2,166	26,120.0	26,120.0	26,120.0	26,120.0	0	134.30
2022-12-23	26,207.77	26,291.98	26,106.38	26,235.25	756568000	26,125.0	26,310.0	26,050.0	26,240.0	3,152	26,290.0	26,290.0	26,290.0	26,290.0	0	132.88
2022-12-22	26,552.43	26,585.28	26,399.31	26,507.87	733658700	26,480.0	26,595.0	25,925.0	26,140.0	5,716	26,185.0	26,185.0	26,185.0	26,185.0	0	132.40
2022-12-21	26,547.17	26,616.28	26,269.80	26,387.72	1192484100	26,355.0	26,580.0	26,225.0	26,455.0	6,115	26,465.0	26,465.0	26,465.0	26,465.0	0	132.37
2022-12-20	27,257.35	27,339.49	26,416.91	26,568.03	1185263300	27,170.0	27,290.0	26,100.0	26,350.0	9,109	26,495.0	26,550.0	26,375.0	26,375.0	2	131.77
2022-12-19	27,279.92	27,349.58	27,163.78	27,237.64	581862600	27,275.0	27,335.0	27,195.0	27,195.0	3,339	27,220.0	27,220.0	27,220.0	27,220.0	2	136.89
2022-12-16	27,706.70	27,713.04	27,488.83	27,527.12	837502700	27,605.0	27,650.0	27,150.0	27,300.0	3,622	27,340.0	27,340.0	27,340.0	27,340.0	0	136.70
2022-12-15	27,991.14	27,813.17	27,987.54	28,051.70	510624700	27,970.0	28,125.0	27,595.0	27,600.0	8,160	27,665.0	27,665.0	27,665.0	27,665.0	0	137.75
2022-12-14	28,005.03	28,195.69	27,993.78	28,156.21	548321800	28,020.0	28,165.0	27,835.0	27,925.0	43,898	27,920.0	27,920.0	27,920.0	27,920.0	0	135.43
2022-12-13	28,067.37	28,116.56	27,907.49	27,954.85	519157500	27,995.0	28,275.0	27,860.0	28,000.0	5,730	27,995.0	27,995.0	27,995.0	27,995.0	0	135.49
2022-12-12	27,741.10	27,865.72	27,734.66	27,842.33	495848300	27,720.0	28,025.0	27,665.0	28,025.0	2,706	28,055.0	28,055.0	28,055.0	28,055.0	0	137.55
2022-12-09	27,633.96	27,952.80	27,633.96	27,901.01	701677300	27,670.0	27,955.0	27,610.0	27,775.0	4,953	27,780.0	27,780.0	27,780.0	27,780.0	0	136.70
2022-12-08	27,622.30	27,643.64	27,416.66	27,574.43	649273800	27,560.0	27,755.0	27,425.0	27,750.0	4,573	27,560.0	27,560.0	27,560.0	27,560.0	0	136.65
2022-12-07	27,670.29	27,786.25	27,646.78	27,686.40	630240900	27,675.0	27,775.0	27,550.0	27,580.0	6,039	27,685.0	27,780.0	27,550.0	27,585.0	25,438	136.44
2022-12-06	27,704.06	27,934.07	27,698.31	27,885.87	604461200	27,690.0	27,940.0	27,555.0	27,660.0	9,300	27,685.0	27,940.0	27,550.0	27,660.0	38,157	137.00
2022-12-05	27,752.99	27,854.11	27,700.86	27,820.40	638913300	27,675.0	27,870.0	27,630.0	27,680.0	8,409	27,680.0	27,870.0	27,620.0	27,685.0	29,369	136.74
2022-12-02	27,983.18	27,983.18	27,664.07	27,777.90	794224800	26,000.0	28,055.0	27,505.0	27,705.0	23,814	28,005.0	28,050.0	27,500.0	27,710.0	1,357,800	134.32
2022-12-01	28,273.13	28,243.46	28,226.08	28,226.08	714105700	28,450.0	28,490.0	27,935.0	28,010.0	7,206	28,435.0	28,490.0	27,935.0	28,010.0	37,162	135.33
2022-11-30	27,886.67	27,971.45	27,886.67	27,968.99	1066459800	27,975.0	28,430.0	27,810.0	28,375.0	5,246	27,970.0	28,430.0	27,810.0	28,370.0	31,305	138.09
2022-11-29	27,991.50	28,055.91	27,900.20	28,027.84	648165400	28,105.0	28,120.0	27,900.0	27,990.0	3,833	28,105.0	28,120.0	27,900.0	27,990.0	21,372	138.68
2022-11-28	28,221.96	28,237.97	28,046.33	28,162.83	645815600	28,270.0	28,300.0	28,045.0	28,090.0	4,214	28,315.0	28,315.0	28,040.0	28,090.0	21,646	138.91
2022-11-25	28,398.77	28,398.77	28,263.60	28,283.03	567693800	28,360.0	28,500.0	28,255.0	28,340.0	5,075	28,340.0	28,500.0	28,255.0	28,340.0	26,556	139.06
2022-11-22	28,059.51	28,202.81	28,038.16	28,115.74	759457800	28,045.0	28,350.0	28,020.0	28,350.0	4,177	28,045.0	28,350.0	28,015.0	28,345.0	22,419	141.20
2022-11-21	27,982.00	28,006.36	27,846.30	27,944.79	564884800	28,005.0	28,090.0	27,840.0	28,050.0	3,897	27,995.0	28,090.0	27,845.0	28,045.0	19,343	142.11
2022-11-18	28,009.82	28,045.44	27,877.78	27,899.77	647537800	27,975.0	28,050.0	27,860.0	27,970.0	3,178	27,960.0	28,045.0	27,860.0	27,965.0	24,724	140.40
2022-11-17	27,952.21	28,029.62	27,910.01	27,930.57	588819700	27,970.0	28,030.0	27,780.0	27,975.0	4,859	27,970.0	28,025.0	27,775.0	27,965.0	26,852	140.29
2022-11-16	28,020.49	28,068.44	27,743.15	28,028.30	731797700	27,960.0	28,110.0	27,740.0	27,925.0	6,066	27,955.0	28,110.0	27,735.0	27,920.0	26,344	139.50
2022-11-15	27,940.26	28,037.44	27,904.76	27,990.17	712198200	27,990.0	28,220.0	27,895.0	27,995.0	5,682	28,010.0	28,215.0	27,890.0	27,985.0	31,986	139.30
2022-11-14	28,277.64	28,305.04	27,963.47	27,963.47	851385100	28,070.0	28,220.0	27,945.0	27,955.0	4,902	28,065.0	28,220.0	27,940.0	27,955.0	25,713	140.07
2022-11-11	27,868.69	28,325.80	27,837.30	28,263.57	1036906400	27,925.0	28,325.0	27,975.0	28,120.0	5,937	27,980.0	28,325.0	27,970.0	28,120.0	38,103	138.67
2022-11-10	27,459.08	27,485.38	27,370.62	27,446.10	770903400	27,525.0	27,990.0	27,365.0	27,975.0	6,690	27,981.0	27,981.0	27,981.0	27,981.0	44,083	141.70
2022-11-09	27,884.55	27,920.49	27,688.95	27,716.43	791493200	27,885.0	27,950.0	27,520.0	27,525.0	47,232	27,525.0	27,525.0	27,525.0	27,525.0	0	146.44
2022-11-08	27,718.84	27,942.70	27,708.64	27,872.11	843613800	27,665.0	28,005.0	27,645.0	27,880.0	3,940	27,885.0	27,885.0	27,885.0	27,885.0	0	145.67
2022-11-07	27,373.32	27,578.01	27,357.80	27,527.64	788709700	27,395.0	27,720.0	27,355.0	27,630.0	4,539	27,615.0	27,615.0	27,615.0	27,615.0	0	146.61
2022-11-04	27,371.89	27,389.30	27,032.02	27,199.74	1110542500	27,305.0	27,530.0	27,025.0	27,510.0	5,927	27,525.0	27,525.0	27,525.0	27,525.0	0	146.66
2022-11-02	27,678.92	27,692.04	27,548.61	27,663.39	865639700	27,575.0	27,745.0	27,290.0	27,320.0	3,613	27,305.0	27,305.0	27,305.0	27,305.0	0	147.93
2022-11-01	27,614.64	27,682.66	27,526.61	27,678.92	725979400	27,530.0	27,780.0	27,515.0	27,595.0	2,577	27,600.0	27,600.0	27,600.0	27,600.0	0	148.17
2022-10-31	27,404.30	27,602.99	27,394.85	27,587.46	711244200	27,490.0	27,590.0	27,400.0	27,555.0	3,494	27,555.0	27,555.0	27,555.0	27,555.0	0	148.68
2022-10-28	27,097.38	27,265.46	26,981.08	27,105.20	1445884500	27,065.0	27,530.0	26,980.0	27,510.0	4,007	27,495.0	27,495.0	27,495.0	27,495.0	0	147.43
2022-10-27	27,407.23	27,450.26	27,340.20	27,345.24	653914500	27,410.0	27,485.0	26,945.0	27,085.0	4,203	27,070.0	27,070.0	27,070.0	27,070.0	0	146.29
2022-10-26	27,410.64	27,578.05	27,405.91	27,431.84	610333500	27,445.0	27,635.0	27,385.0	27,390.0	6,109	27,370.0	27,370.0	27,370.0	27,370.0	0	146.39
2022-10-25	27,113.20	27,337.08	27,073.50	27,250.28	621687600	27,160.0	27,565.0	27,080.0	27,560.0	6,000	27,555.0	27,555.0	27,555.0	27,555.0	0	148.09
2022-10-24	27,233.00	27,305.52	26,974.90	26,974.90	590657600	27,170.0	27,375.0	26,855.0	27,145.0	5,766	27,115.0	27,115.0	27,115.0	27,115.0	0	149.04
2022-10-21	26,903.50	26,984.51	26,869.38	26,890.58	563049800	27,000.0	27,140.0	26,780.0	27,100.0	5,715	27,095.0	27,095.0	27,095.0	27,095.0	0	147.63
2022-10-20	26,981.75	27,092.55	26,872.59	27,006.96	603046000	27,025.0	27,280.0	26,855.0	27,005.0	4,079	26,990.0	26,990.0	26,990.0	26,990.0	0	150.13
2022-10-19	27,225.17	27,370.52	27,192.79	27,257.38	575635000	27,155.0	27,360.0	26,895.0	27,030.0	3,423	26,995.0	26,995.0	26,995.0	26,995.0	0	149.86
2022-10-18	27,167.73	27,229.88	26,910.91	27,156.14	660606900	27,100.0	27,300.0	26,900.0	27,095.0	5,699	27,050.0	27,050.0	27,050.0	27,050.0	0	149.20
2022-10-17	26,785.02	26,811.57	26,651.08	26,775.79	652805000	26,570.0	27,110.0	26,565.0	27,075.0	4,477	27,055.0	27,055.0	27,055.0	27,055.0	0	148.99
2022-10-14	26,599.32	27,180.16	26,595.35	27,090.76	823528400	26,820.0	27,165.0	26,570.0	26,620.0	6,246	26,560.0	26,560.0	26,560.0	26,560.0	0	148.61
2022-10-13	26,398.29	26,405.47	26,237.42	26,237.42	591591100	26,370.0	26,82									

DATE	N225		DOW		S&P500		OIL		GOLD		香港ハンセン指数	
	Close	8/17=100%	Close	8/17=100%	Close	8/17=100%	Close	8/17=100%	Close	8/17=100%	Close	8/17=100%
2023/1/6	25974	88.88%	33631	98.97%	3895.08	91.13%	73.77	83.72%	1867.01	105.95%	20991.64	105.37%
2023/1/5	25821	88.36%	32930	96.91%	3808.1	89.10%	73.67	83.61%	1832.96	104.02%	21052.17	105.67%
2023/1/4	25717	88.00%	33270	97.91%	3852.97	90.15%	72.84	82.67%	1854.66	105.25%	20793.11	104.37%
2022/12/30	26095	89.30%	33147	97.55%	3839.5	89.83%	80.26	91.09%	1823.48	103.48%	19781.41	99.29%
2022/12/29	26094	89.29%	33221	97.76%	3849.28	90.06%	78.40	88.98%	1815.02	103.00%	19741.14	99.09%
2022/12/28	26341	90.14%	32876	96.75%	3783.22	88.52%	78.96	89.62%	1804.35	102.40%	19898.91	99.88%
2022/12/23	26235	89.78%	33204	97.72%	3844.82	89.96%	79.56	90.30%	1797.69	102.02%	19593.06	98.35%
2022/12/22	26508	90.71%	33027	97.20%	3822.39	89.43%	77.49	87.95%	1792.45	101.72%	19679.22	98.78%
2022/12/21	26388	90.30%	33376	98.22%	3878.44	90.74%	78.29	88.85%	1814.37	102.96%	19160.49	96.18%
2022/12/20	26568	90.92%	32850	96.67%	3821.62	89.41%	76.09	86.36%	1817.83	103.16%	19094.80	95.85%
2022/12/19	27238	93.21%	32758	96.40%	3817.66	89.32%	75.19	85.34%	1787.75	101.45%	19352.81	97.14%
2022/12/16	27527	94.20%	32920	96.88%	3852.36	90.13%	74.29	84.32%	1792.20	101.71%	19450.67	97.63%
2022/12/15	28052	95.99%	33202	97.71%	3895.75	91.15%	76.11	86.38%	1776.90	100.84%	19368.59	97.22%
2022/12/14	28156	96.35%	33966	99.96%	3995.32	93.48%	77.28	87.71%	1807.42	102.57%	19673.45	98.75%
2022/12/13	27955	95.66%	34109	100.38%	4019.65	94.05%	75.39	85.56%	1810.61	102.75%	19596.20	98.36%
2022/12/12	27842	95.28%	34005	100.07%	3990.56	93.37%	73.17	83.04%	1781.41	101.09%	19463.63	97.70%
2022/12/9	27901	95.48%	33476	98.52%	3934.38	92.05%	71.02	80.60%	1795.12	101.87%	19900.87	99.89%
2022/12/8	27574	94.36%	33781	99.41%	3963.51	92.73%	71.46	81.10%	1789.09	101.53%	19450.23	97.63%
2022/12/7	27686	94.74%	33598	98.87%	3933.92	92.04%	72.01	81.73%	1786.13	101.36%	18814.82	94.44%
2022/12/6	27886	95.43%	33596	98.87%	3941.26	92.21%	74.25	84.27%	1771.09	100.51%	19441.18	97.58%
2022/12/5	27820	95.20%	33947	99.90%	3998.84	93.56%	76.93	87.31%	1768.77	100.38%	19518.29	97.97%
2022/12/2	27778	95.06%	34430	101.32%	4071.7	95.27%	79.98	90.77%	1797.56	102.01%	18675.35	93.74%
2022/12/1	28226	96.59%	34395	101.22%	4076.57	95.38%	81.22	92.18%	1802.94	102.31%	18736.44	94.05%
2022/11/30	27969	95.71%	34590	101.79%	4080.11	95.46%	80.55	91.42%	1768.62	100.87%	18597.23	93.35%
2022/11/29	28028	95.91%	33853	99.62%	3957.63	92.60%	78.20	88.75%	1749.80	99.30%	18204.68	91.38%
2022/11/28	28163	96.37%	33849	99.61%	3963.94	92.74%	77.24	87.66%	1741.69	98.84%	17297.94	86.83%
2022/11/25	28283	96.78%	34347	101.08%	4026.12	94.20%	76.28	86.57%	1754.63	99.57%	17573.58	88.21%
2022/11/22	28116	96.21%	34098	100.35%	4003.58	93.67%	80.95	91.87%	1740.12	98.75%	17424.41	87.46%
2022/11/21	27945	95.63%	33700	99.18%	3949.94	92.42%	79.73	90.49%	1737.91	98.62%	17655.91	88.62%
2022/11/18	27900	95.47%	33746	99.31%	3965.34	92.78%	80.08	90.89%	1748.78	99.24%	17992.54	90.31%
2022/11/17	27931	95.58%	33546	98.72%	3946.56	92.34%	81.64	92.66%	1760.28	99.89%	18045.66	90.58%
2022/11/16	28028	95.91%	33554	98.74%	3958.79	92.62%	85.59	97.14%	1773.87	100.67%	18256.48	91.64%
2022/11/15	27990	95.78%	33593	98.86%	3991.73	93.39%	86.92	98.65%	1778.82	100.95%	18343.12	92.07%
2022/11/14	27963	95.69%	33537	98.69%	3957.25	92.59%	85.87	97.46%	1771.31	100.52%	17619.71	88.44%
2022/11/11	28264	96.72%	33748	99.32%	3992.93	93.42%	88.96	100.96%	1767.87	100.32%	17325.66	86.97%
2022/11/10	27446	93.92%	33715	99.22%	3956.37	92.57%	86.47	98.14%	1755.58	99.63%	16801.04	80.72%
2022/11/9	27716	94.85%	32514	95.68%	3748.57	87.71%	85.83	97.41%	1707.04	96.87%	16358.52	82.11%
2022/11/8	27872	95.38%	33161	97.59%	3828.11	89.57%	88.91	100.91%	1712.38	97.18%	16557.21	83.11%
2022/11/7	27528	94.20%	32827	96.61%	3806.8	89.07%	91.79	104.18%	1675.39	95.08%	16595.91	83.30%
2022/11/4	27200	93.08%	32403	95.36%	3770.55	88.22%	92.61	105.11%	1681.40	95.42%	16161.14	81.12%
2022/11/2	27663	94.66%	32148	94.61%	3759.69	87.97%	90.00	102.15%	1634.18	92.74%	15827.17	79.44%
2022/11/1	27679	94.72%	32653	96.09%	3856.41	90.22%	88.37	100.30%	1648.30	93.54%	15455.27	77.58%
2022/10/31	27587	94.40%	32733	96.23%	3871.98	90.59%	86.53	98.21%	1632.76	92.66%	14687.02	73.72%
2022/10/28	27105	92.75%	32862	96.71%	3901.06	91.27%	87.90	99.76%	1645.25	93.37%	14863.06	74.60%
2022/10/27	27345	93.58%	32033	94.27%	3807.3	89.08%	89.08	101.10%	1663.46	94.40%	15427.94	77.44%
2022/10/26	27432	93.87%	31839	93.70%	3830.6	89.62%	87.91	99.77%	1664.84	94.48%	15317.67	76.89%
2022/10/25	27250	93.25%	31837	93.69%	3859.11	90.29%	85.32	96.83%	1653.16	93.81%	15165.59	76.12%
2022/10/24	26975	92.31%	31500	92.70%	3797.34	88.85%	84.58	95.99%	1649.41	93.60%	15180.69	76.20%
2022/10/21	26891	92.02%	31083	91.47%	3752.75	87.80%	85.05	96.53%	1655.18	93.03%	16211.12	81.37%
2022/10/20	27007	92.42%	30334	89.27%	3665.78	85.77%	85.98	97.58%	1628.27	92.40%	16280.22	81.72%
2022/10/19	27257	93.27%	30424	89.53%	3695.16	86.46%	85.55	97.09%	1629.16	92.45%	16511.28	82.88%
2022/10/18	27156	92.93%	30524	89.83%	3719.98	87.04%	82.82	94.00%	1652.09	93.75%	16914.58	84.90%
2022/10/17	26776	91.63%	30186	88.83%	3677.95	86.05%	85.46	96.99%	1650.77	93.68%	16612.90	83.39%
2022/10/14	27091	92.70%	29635	87.21%	3583.07	83.83%	85.61	97.16%	1642.85	93.23%	16587.69	83.26%
2022/10/13	26237	89.78%	30039	88.40%	3669.91	85.87%	89.11	101.13%	1666.27	94.56%	16389.11	82.26%
2022/10/12	26397	90.33%	29211	85.96%	3577.03	83.69%	87.27	99.05%	1673.26	94.96%	16701.03	83.83%
2022/10/11	26401	90.34%	29239	86.05%	3588.84	83.97%	89.35	101.41%	1666.27	94.56%	16832.36	84.49%
2022/10/7	27116	92.79%	29297	86.22%	3639.66	85.16%	92.64	105.14%	1695.53	96.22%	17740.05	89.05%
2022/10/6	27311	93.46%	29927	88.07%	3744.52	87.61%	88.45	100.39%	1712.66	97.19%	18012.15	90.41%
2022/10/5	27121	92.81%	30274	89.09%	3783.28	88.52%	87.76	99.60%	1716.35	97.40%	18087.97	90.79%
2022/10/3	26216	89.71%	29491	86.79%	3678.43	86.06%	83.63	94.92%	1699.70	96.46%	17079.51	85.73%
2022/9/30	25937	88.76%	28726	84.54%	3585.62	83.89%	79.49	90.22%	1661.82	94.31%	17222.83	86.45%
2022/9/29	26422	90.42%	29226	86.01%	3640.47	85.18%	81.23	92.19%	1660.62	94.24%	17165.87	86.16%
2022/9/28	26174	89.57%	29684	87.36%	3719.04	87.01%	82.15	93.24%	1660.03	94.20%	17250.88	86.59%
2022/9/27	26572	90.93%	29135	85.74%	3647.29	85.34%	78.50	89.09%	1629.20	92.46%	17860.31	89.65%
2022/9/26	26432	90.45%	29261	86.11%	3655.04	85.52%	76.71	87.06%	1622.81	92.09%	17855.14	89.62%
2022/9/22	27154	92.92%	30077	88.51%	3757.99	87.93%	83.49	94.76%	1671.35	94.85%	18147.95	91.09%
2022/9/21	27313	93.47%	30184	88.83%	3789.93	88.67%	82.94	94.13%	1673.88	94.99%	18444.62	92.58%
2022/9/20	27688	94.75%	30706	90.36%	3855.93	90.22%	84.45	95.85%	1666.96	94.48%	18781.42	94.27%
2022/9/16	27568	94.34%	30822	90.71%	3873.33	90.62%	85.11	96.60%	1673.19	94.95%	18761.69	94.17%
2022/9/15	27876	95.39%	30962	91.12%	3901.35	91.28%	85.10	96.58%	1664.53	94.46%	18930.38	95.02%
2022/9/14	27819	95.20%	31135	91.63%	3946.01	92.33%	88.48	100.42%	1697.48	96.33%	18847.10	94.60%
2022/9/13	28615	97.92%	31105	91.54%	3932.69	92.01%	87.31	99.09%	1702.56	96.62%	19326.86	97.01%
2022/9/9	28215	96.55%	32152	94.62%	4067.36	95.16%	86.79	98.50%	1715.94	97.38%	19362.25	97.19%
2022/9/8	28065	96.04%	31775	93.51%	4006.18	93.73%	83.54	94.81%	1708.61	96.96%	18854.62	94.64%
2022/9/7	27430	93.87%	31581	92.94%	3979.87	93.12%	81.94	93.00%	1718.46	96.30%	19044.30	95.59%
2022/9/6	27627	94.54%	31145	91.66%	3908.19	91.44%	86.88	98.60%	1701.99	96.59%	19202.73	96.39%
2022/9/2	27651	94.62%	31318	92.17%	3924.26	91.82%	86.87	98.59%	1709.77	97.03%	19452.09	97.64%
2022/9/1	27661	94.66%	31656	93.16%	3966.85	92.81%	86.61	98.30%	1697.69	96.34%	19597.31	98.37%
2022/8/31	28092	96.13%	31510	92.73%	3955	92.54%	89.55	101.63%	1711.15	97.11%	19954.39	100.16%
2022/8/30	28196	96.48%	31791	93.56%	3986.16	93.26%	91.64	104.01%	1724.38	97.86%	19949.03	100.13%
2022/8/29	27879	95.40%	32099	94.46%	4030.61	94.30%	97.01	110.10%	1737.60	98.61%	20023.22	100.51%
2022/8/26	28641	98.01%	32283	95.01%	4057.							



# 過去5日及び過去4週の4本値と各種ピボット

# 2023/01/02 ~ 2023/01/06

USD/JPY										Demark						Pivot						Fibonacci Zone																							
当日のOHLCLから計算される翌日の										TD Range Projection		TD pivot points		StopLoss		Support		Pivot		Resistance		StopLoss		3-days AVG																					
日足	Open	High	Low	Close	値幅/日	引け形態	真の高値	真の安値	予想高値	予想安値	予想高値	予想安値	LBP	S2	S1	PP	R1	R2	HBOP	Support Zone 2					Support Zone 1					BP	Resistance Zone 1					Resistance Zone 2									
2023/01/02	130.85	131.05	130.62	130.74	42p	陰線引け	-	-	-	-	-	-	130.13	130.38	130.56	130.80	130.98	131.23	131.41		130.21 ~ 130.38					130.54 ~ 130.59					130.80	131.01 ~ 131.06					131.23 ~ 131.39								
2023/01/03	130.74	131.39	129.52	131.00	187p	陽線引け	131.39	129.52	132.13	130.26	132.13	130.26	128.01	128.77	129.88	130.64	131.75	132.51	133.62		128.05 ~ 128.77					129.48 ~ 129.70					130.64	131.57 ~ 131.79					132.51 ~ 133.22								
2023/01/04	131.00	132.72	129.93	132.39	279p	陽線引け	132.72	129.93	133.95	131.16	133.95	131.16	127.85	128.89	130.64	131.68	133.43	134.47	136.22	131.04	Bull	127.82 ~ 128.89					129.96 ~ 130.28					131.68	133.07 ~ 133.40					134.47 ~ 135.53							
2023/01/05	132.41	134.06	131.71	133.42	235p	陽線引け	134.06	131.71	134.91	132.56	134.91	132.56	129.72	130.71	132.06	133.06	134.41	135.41	136.76	131.79	Bull	129.81 ~ 130.71					131.61 ~ 131.89					133.06	134.23 ~ 134.51					135.41 ~ 136.31							
2023/01/06	133.43	134.77	132.01	132.10	276p	陰線引け	134.77	132.01	133.43	130.67	133.43	130.67	128.39	130.20	131.15	132.96	133.91	135.72	136.67	132.57	Bull	129.14 ~ 130.20					131.25 ~ 131.58					132.96	134.34 ~ 134.66					135.72 ~ 136.77							
週足	Open	High	Low	Close	値幅/週	引け形態	真の高値	真の安値	予想高値	予想安値	予想高値	予想安値	LBP	S2	S1	PP	R1	R2	HBOP	3-days AVG					Support Zone 2					Support Zone 1					BP	Resistance Zone 1					Resistance Zone 2				
2022/12/11 ~ 2022/12/15	136.65	138.17	134.61	137.75	356p	陽線引け	-	-	-	-	-	-	131.95	133.28	135.52	136.84	139.08	140.41	142.65		131.92 ~ 133.28					134.64 ~ 135.06					136.84	138.63 ~ 139.05					140.41 ~ 141.77								
2022/12/18 ~ 2022/12/22	137.75	137.80	130.59	132.40	721p	陰線引け	137.80	132.40	135.10	129.71	135.10	129.71	122.18	126.38	129.39	133.60	136.60	140.81	143.82		123.63 ~ 126.38					129.14 ~ 129.99					133.60	137.20 ~ 138.05					140.81 ~ 143.56								
2022/12/26 ~ 2022/12/30	132.39	134.50	130.79	131.28	371p	陰線引け	134.50	130.79	132.89	129.18	132.89	129.18	126.16	128.47	129.88	132.19	133.59	135.90	137.30	134.21	Bear	127.06 ~ 128.47					129.89 ~ 130.33					132.19	134.05 ~ 134.48					135.90 ~ 137.32							
2023/01/02 ~ 2023/01/06	130.85	134.77	129.52	132.10	524p	陰線引け	134.77	129.52	136.05	130.81	136.05	130.81	124.26	126.89	129.50	132.13	134.74	137.37	139.98	132.64	Bear	124.89 ~ 126.89					128.89 ~ 129.51					132.13	134.75 ~ 135.37					137.37 ~ 139.37							

EUR/JPY										Demark						Pivot						Fibonacci Zone																							
当日のOHLCLから計算される翌日の										TD Range Projection		TD pivot points		StopLoss		Support		Pivot		Resistance		StopLoss		3-days AVG																					
日足	Open	High	Low	Close	値幅/日	引け形態	真の高値	真の安値	予想高値	予想安値	予想高値	予想安値	LBP	S2	S1	PP	R1	R2	HBOP	Support Zone 2					Support Zone 1					BP	Resistance Zone 1					Resistance Zone 2									
2023/01/02	139.97	140.30	139.28	139.46	102p	陰線引け	-	-	-	-	-	-	138.04	138.66	139.06	139.68	140.08	140.70	141.11		138.27 ~ 138.66					139.05 ~ 139.17					139.68	140.19 ~ 140.31					140.70 ~ 141.10								
2023/01/03	139.60	140.01	137.39	138.18	262p	陰線引け	140.01	137.39	139.10	136.48	139.10	136.48	134.42	135.91	137.04	138.53	139.66	141.15	142.28		134.91 ~ 135.91					136.91 ~ 137.22					138.53	139.84 ~ 140.15					141.15 ~ 142.15								
2023/01/04	138.19	140.76	137.88	140.43	288p	陽線引け	140.76	137.88	142.04	139.16	142.04	139.16	135.74	136.81	138.62	139.69	141.50	142.57	144.38	139.30	Bull	135.71 ~ 136.81					137.91 ~ 138.25					139.69	141.13 ~ 141.47					142.57 ~ 143.67							
2023/01/05	140.46	141.35	139.97	140.38	138p	陰線引け	141.35	139.97	140.86	139.49	140.86	139.49	138.41	139.19	139.78	140.57	141.16	141.94	142.54	139.60	Bull	138.66 ~ 139.19					139.71 ~ 139.88					140.57	141.26 ~ 141.42					141.94 ~ 142.47							
2023/01/06	140.39	141.44	140.24	140.64	120p	陰線引け	141.44	140.24	141.64	140.44	141.64	140.44	138.90	139.57	140.10	140.77	141.30	141.97	142.50	140.34	Bull	139.11 ~ 139.57					140.03 ~ 140.17					140.77	141.37 ~ 141.51					141.97 ~ 142.43							
週足	Open	High	Low	Close	値幅/週	引け形態	真の高値	真の安値	予想高値	予想安値	予想高値	予想安値	LBP	S2	S1	PP	R1	R2	HBOP	3-days AVG					Support Zone 2					Support Zone 1					BP	Resistance Zone 1					Resistance Zone 2				
2022/12/11 ~ 2022/12/15	144.26	146.71	143.18	146.43	353p	陽線引け	-	-	-	-	-	-	140.65	141.92	144.17	145.44	147.70	148.97	151.23		140.57 ~ 141.92					143.26 ~ 143.68					145.44	147.21 ~ 147.62					148.97 ~ 150.32								
2022/12/18 ~ 2022/12/22	146.46	146.60	138.81	140.33	779p	陰線引け	146.60	140.33	143.46	137.20	143.46	137.20	129.44	134.13	137.23	141.91	145.01	149.70	152.80		131.15 ~ 134.13					137.10 ~ 138.02					141.91	145.81 ~ 146.72					149.70 ~ 152.67								
2022/12/26 ~ 2022/12/30	140.33	142.94	139.98	140.53	296p	陰線引け	142.94	139.98	143.22	140.26	143.22	140.26	136.40	138.19	139.36	141.15	142.32	144.11	145.28	142.84	Bear	137.06 ~ 138.19					139.32 ~ 139.67					141.15	142.63 ~ 142.98					144.11 ~ 145.25							
2023/01/02 ~ 2023/01/06	139.97	141.44	137.39	140.64	404p	陰線引け	141.44	137.39	143.06	139.02	143.06	139.02	134.16	135.78	138.21	139.82	142.25	143.87	146.30	140.96	Bear	134.23 ~ 135.78					137.32 ~ 137.80					139.82	141.84 ~ 142.32					143.87 ~ 145.41							

EUR/USD										Demark						Pivot						Fibonacci Zone																							
当日のOHLCLから計算される翌日の										TD Range Projection		TD pivot points		StopLoss		Support		Pivot		Resistance		StopLoss		3-days AVG																					
日足	Open	High	Low	Close	値幅/日	引け形態	真の高値	真の安値	予想高値	予想安値	予想高値	予想安値	LBP	S2	S1	PP	R1	R2	HBOP	Support Zone 2					Support Zone 1					BP	Resistance Zone 1					Resistance Zone 2									
2023/01/02	1.0697	1.0711	1.0650	1.0667	60p	陰線引け	-	-	-	-	-	-	1.0581	1.0615	1.0641	1.0676	1.0701	1.0736	1.0762		1.0592 ~ 1.0615					1.0638 ~ 1.0646					1.0676	1.0706 ~ 1.0713					1.0736 ~ 1.0759								
2023/01/03	1.0668	1.0683	1.0520	1.0548	163p	陰線引け	1.0683	1.0520	1.0616	1.0452	1.0616	1.0452	1.0321	1.0420	1.0484	1.0584	1.0648	1.0747	1.0811		1.0358 ~ 1.0420					1.0483 ~ 1.0502					1.0584	1.0665 ~ 1.0685					1.0747 ~ 1.0809								
2023/01/04	1.0549	1.0635	1.0541	1.0607	94p	陰線引け	1.0635	1.0541	1.0668	1.0574	1.0668	1.0574	1.0460	1.0501	1.0554	1.0594	1.0647	1.0688	1.0741	1.0618	Bear	1.0465 ~ 1.0501					1.0536 ~ 1.0547					1.0594	1.0641 ~ 1.0652					1.0688 ~ 1.0724							
2023/01/05	1.0608	1.0632	1.0516	1.0522	116p	陰線引け	1.0632	1.0516	1.0577	1.0461	1.0577	1.0461	1.0365	1.0440	1.0481	1.0556	1.0597	1.0672	1.0713	1.0578	Bear	1.0396 ~ 1.0440					1.0498 ~ 1.0498					1.0556	1.0614 ~ 1.0628					1.0672 ~ 1.0717							
2023/01/06	1.0522	1.0648	1.0484	1.0646	164p	陰線引け	1.0648	1.0484	1.0729	1.0565	1.0729	1.0565	1.0373	1.0429	1.0537	1.0593	1.0701	1.0757	1.0865	1.0581	Bull	1.0366 ~ 1.0429					1.0495 ~ 1.0511					1.0593	1.0675 ~ 1.0694					1.0757 ~ 1.0819							
週足	Open	High	Low	Close	値幅/週	引け形態	真の高値	真の安値	予想高値	予想安値	予想高値	予想安値	LBP	S2	S1	PP	R1	R2	HBOP	3-days AVG					Support Zone 2					Support Zone 1					BP	Resistance Zone 1					Resistance Zone 2				
2022/12/12 ~ 2022/12/16	1.0535	1.0733	1.0507	1.0593	227p	陰線引け	-	-	-	-	-	-	1.0262	1.0384	1.0488	1.0611	1.0715	1.0837	1.0942		1.0298 ~ 1.0384					1.0471 ~ 1.0497					1.0611	1.0724 ~ 1.0751					1.0837 ~ 1.0924								
2022/12/19 ~ 2022/12/23	1.0593	1.0659	1.0574	1.0617	85p	陰線引け	1.0659	1.0507	1.0714	1.0562	1.0680	1.0595	1.0488	1.0531	1.0574	1.0616	1.0659	1.0702	1.0744		1.0498 ~ 1.0531					1.0541 ~ 1.0574					1.0616	1.0659 ~ 1.0669					1.0702 ~ 1.0734								
2022/12/26 ~ 2022/12/30	1.0616	1.0713	1.0605	1.0705	108p	陰線引け	1.0713	1.0605	1.0763	1.0655	1.0763	1.0655	1.0528	1.0566	1.0636	1.0674	1.0744	1.0782	1.0852	1.0634	Bull	1.0525 ~ 1.0566					1.0608 ~ 1.0620					1.0674	1.0728 ~ 1.0741					1.0782 ~ 1.0824							
2023/01/02 ~ 2023/01/06	1.0697	1.0711	1.0484	1.0646	226p	陰線引け	1.0711	1.0484	1.0678	1.0452	1.0678	1.0452	1.0290	1.0387	1.0517	1.0614	1.0743	1.0840	1.0970	1.0635	Bear	1.0301 ~ 1.0387					1.0474 ~ 1.0500					1.0614	1.0727 ~ 1.0754					1.0840 ~ 1.0927							

GBP/JPY										Demark						Pivot						Fibonacci Zone																		
当日のOHLCLから計算される翌日の										TD Range Projection		TD pivot points		StopLoss		Support		Pivot		Resistance		StopLoss		3-days AVG																
日足	Open	High	Low	Close	値幅/日	引け形態	真の高値	真の安値	予想高値	予想安値	予想高値	予想安値	LBP	S2	S1	PP	R1	R2	HBOP	Support Zone 2					Support Zone 1					BP	Resistance Zone 1					Resistance Zone 2				
2023																																								



# IMM扱い8通貨/ダウ/日経/金/オイル/主要クロス円の過去5日及び過去5週の4本値

AUDUSD					CADUSD					CHFUSD				
Date	Open	High	Low	Close	Date	Open	High	Low	Close	Date	Open	High	Low	Close
2023/01/06	0.6755	0.6887	0.6722	0.6884	2023/01/06	0.7370	0.7444	0.7318	0.7438	2023/01/06	1.0682	1.0787	1.0630	1.0779
2023/01/05	0.6836	0.6845	0.6735	0.6754	2023/01/05	0.7417	0.7424	0.7356	0.7371	2023/01/05	1.0755	1.0798	1.0664	1.0684
2023/01/04	0.6728	0.6886	0.6717	0.6836	2023/01/04	0.7318	0.7421	0.7310	0.7418	2023/01/04	1.0678	1.0806	1.0676	1.0756
2023/01/03	0.6796	0.6834	0.6688	0.6728	2023/01/03	0.7368	0.7395	0.7307	0.7318	2023/01/03	1.0795	1.0832	1.0640	1.0682
2023/01/02	0.6822	0.6824	0.6790	0.6795	2023/01/02	0.7377	0.7394	0.7361	0.7368	2023/01/02	1.0825	1.0848	1.0794	1.0794

GNYUSD					EURUSD					GBPUSD				
Date	Open	High	Low	Close	Date	Open	High	Low	Close	Date	Open	High	Low	Close
2023/01/06	0.1452	0.1459	0.1451	0.1456	2023/01/06	1.0522	1.0648	1.0484	1.0646	2023/01/06	1.1912	1.2100	1.1842	1.2095
2023/01/05	0.1449	0.1455	0.1449	0.1453	2023/01/05	1.0608	1.0632	1.0516	1.0522	2023/01/05	1.2062	1.2078	1.1874	1.1912
2023/01/04	0.1445	0.1453	0.1445	0.1453	2023/01/04	1.0549	1.0635	1.0541	1.0607	2023/01/04	1.1969	1.2087	1.1958	1.2060
2023/01/03	0.1443	0.1454	0.1441	0.1447	2023/01/03	1.0668	1.0683	1.0520	1.0548	2023/01/03	1.2049	1.2085	1.1901	1.1969
2023/01/02	0.1445	0.1445	0.1442	0.1444	2023/01/02	1.0697	1.0711	1.0650	1.0667	2023/01/02	1.2082	1.2103	1.2035	1.2049

JPYUSD					MXNUSD					NZDUSD				
Date	Open	High	Low	Close	Date	Open	High	Low	Close	Date	Open	High	Low	Close
2023/01/06	0.0075	0.0076	0.0074	0.0076	2023/01/06	0.0518	0.0523	0.0517	0.0523	2023/01/06	0.6225	0.6360	0.6192	0.6354
2023/01/05	0.0076	0.0076	0.0075	0.0075	2023/01/05	0.0516	0.0518	0.0515	0.0518	2023/01/05	0.6290	0.6309	0.6211	0.6226
2023/01/04	0.0076	0.0077	0.0075	0.0076	2023/01/04	0.0515	0.0519	0.0515	0.0516	2023/01/04	0.6248	0.6352	0.6240	0.6290
2023/01/03	0.0076	0.0077	0.0076	0.0076	2023/01/03	0.0514	0.0516	0.0512	0.0515	2023/01/03	0.6317	0.6362	0.6200	0.6248
2023/01/02	0.0076	0.0077	0.0076	0.0076	2023/01/02	0.0513	0.0514	0.0512	0.0514	2023/01/02	0.6351	0.6355	0.6313	0.6317

Nikkei 225 -Japan (NKX)					
Date	Open	High	Low	Close	(ドル建て終値)
2023/01/06	25740.08	26034.06	25719.61	25973.85	196.62
2023/01/05	25825.50	25947.10	25750.46	25820.80	193.53
2023/01/04	25834.93	25840.68	25661.89	25716.86	194.25
2023/01/03	--non--	--non--	--non--	--non--	0
2023/01/02	--non--	--non--	--non--	--non--	0
週4本値	--non--	26034.06	25661.89	25973.85	196.62 (N225銘柄計) [東証一部全体計]

XAUUSD					
Date	Open	High	Low	Close	出来高
2023/01/06	1832.34	1869.84	1831.48	1867.01	
2023/01/05	1854.50	1859.08	1825.07	1832.96	
2023/01/04	1838.77	1865.09	1836.36	1854.66	
2023/01/03	1828.86	1849.96	1824.40	1839.54	
2023/01/02	1823.65	1826.70	1823.48	1824.14	
週4本値	1823.65	1869.84	1823.48	1867.01	

Dow Jones Industrial - USA (DJIA)					5営業日以内に休業日あり
Date	Open	High	Low	Close	出来高
2023/01/06	33055.30	33710.66	32997.39	33630.61	360740000
2023/01/05	33191.72	33191.72	32812.33	32930.08	337920000
2023/01/04	33165.14	33409.10	33033.48	33269.77	379400000
2023/01/03	33148.90	33387.52	32850.57	33136.37	355930000
2022/12/30	33121.61	33152.55	32847.82	33147.25	295500000
週4本値	33121.61	33710.66	32812.33	33630.61	

Historical Data by  
  
 Arrangement by  
<https://fx.najirane.com>

Crude Light Oil					
Date	Open	High	Low	Close	出来高
2023/01/06	73.97	75.47	73.24	73.77	300731
2023/01/05	73.25	74.92	72.46	73.67	300731
2023/01/04	77.25	77.42	72.73	72.84	352434
2023/01/03	80.57	81.50	76.60	76.93	338520
2023/01/02	0.00	0.00	0.00	0.00	0
週4本値	0.00	81.50	0.00	73.77	

USDJPY					EURJPY					GBPJPY				
日付	始値	高値	安値	終値	日付	始値	高値	安値	終値	日付	始値	高値	安値	終値
2023/01/06	133.43	134.77	132.01	132.10	2023/01/06	140.39	141.44	140.24	140.64	2023/01/06	158.94	160.02	158.75	159.78
2023/01/05	132.41	134.06	131.71	133.42	2023/01/05	140.46	141.35	139.97	140.38	2023/01/05	159.71	160.03	158.52	158.93
2023/01/04	131.00	132.72	129.93	132.39	2023/01/04	138.19	140.76	137.88	140.43	2023/01/04	156.79	160.18	156.53	159.67
2023/01/03	130.74	131.39	129.52	131.00	2023/01/03	139.60	140.01	137.39	138.18	2023/01/03	157.62	158.38	155.37	156.80
2023/01/02	130.85	131.05	130.62	130.74	2023/01/02	139.97	140.30	139.28	139.46	2023/01/02	158.10	158.58	157.35	157.54

USDJPY Weekly					EURJPY Weekly					GBPJPY Weekly				
日付	始値	高値	安値	終値	日付	始値	高値	安値	終値	日付	始値	高値	安値	終値
2023/01/06	130.85	134.77	129.52	132.10	2023/01/06	139.97	141.44	137.39	140.64	2023/01/06	158.10	160.18	155.37	159.78
2022/12/30	132.39	134.50	130.79	131.28	2022/12/30	140.33	142.94	139.98	140.53	2022/12/30	159.36	162.35	157.84	158.70
2022/12/22	137.75	137.80	130.59	132.40	2022/12/22	146.46	146.60	138.81	140.33	2022/12/22	167.87	168.00	158.62	159.39
2022/12/15	136.65	138.17	134.61	137.75	2022/12/15	144.26	146.71	143.18	146.43	2022/12/15	167.17	169.28	166.50	167.88
2022/12/08	135.33	137.85	133.64	136.65	2022/12/08	142.41	144.59	140.77	144.27	2022/12/08	165.89	167.50	164.05	167.17

# 先週のIMM取り扱い対ドル8通貨チャート

※ 赤点線は週最高値/青天線は週最低値、BB中心線はSMA21

2023/01/02 ~ 2023/01/06

Chart by OANDA Japan MetaTrader4

