

JAPANESE YEN - CHICAGO MERCANTILE EXCHANGE

Code-097741

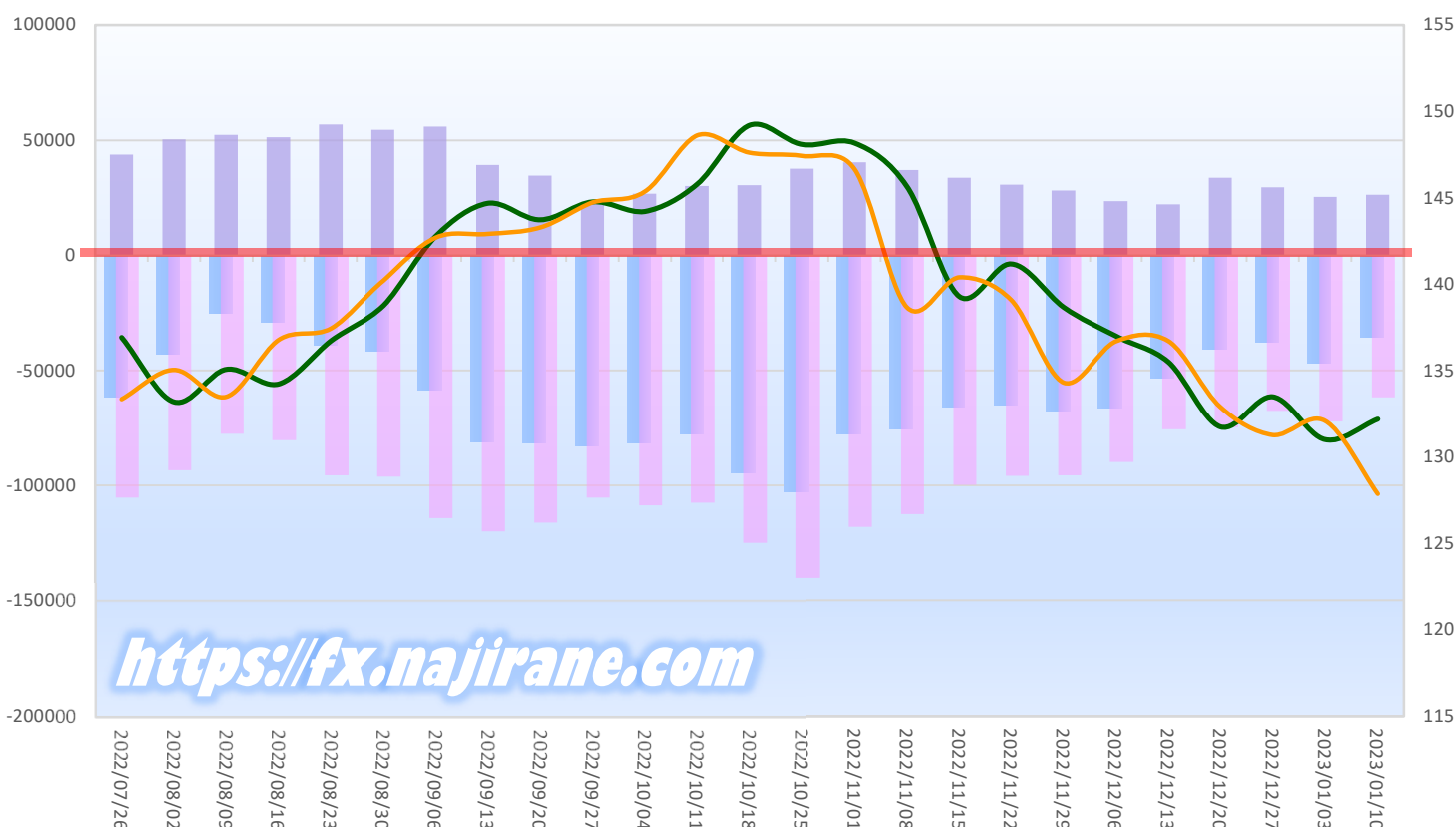
2022/07/19 ~ 2023/01/10

2023/01/13 NYクローズ時公表値

Report_Date	Non Commercial Positions												参考引け値	
	Long	増減	増減(%)	Short	増減	増減(%)	売り越し	増減	増減(%)	売買計	増減	増減(%)	1/10(火)	1/13(金)
2023/01/10	26395	1018	4.0%	61772	-10469	-14.5%	35377	-11487	-24.5%	88167	-9451	-9.7%	132.19	127.88
2023/01/03	25377	-4308	-14.5%	72241	4826	7.2%	46864	9134	24.2%	97618	518	0.5%	131.00	132.10
2022/12/27	29685	-4001	-11.9%	67415	-7152	-9.6%	37730	-3151	-7.7%	97100	-11153	-10.3%	133.48	131.28
2022/12/20	33686	11396	51.1%	74567	-911	-1.2%	40881	-12307	-23.1%	108253	10485	10.7%	131.77	132.88
2022/12/13	22290	-1299	-5.5%	75478	-14107	-15.7%	53188	-12808	-19.4%	97768	-15406	-13.6%	135.49	136.70
2022/12/06	23589	-4536	-16.1%	89585	-5934	-6.2%	65996	-1398	-2.1%	113174	-10470	-8.5%	137.00	136.70
2022/11/29	28125	-2675	-8.7%	95519	-131	-0.1%	67394	2544	3.9%	123644	-2806	-2.2%	138.68	134.32
2022/11/22	30800	-2997	-8.9%	95650	-3989	-4.0%	64850	-992	-1.5%	126450	-6986	-5.2%	141.20	139.06
2022/11/15	33797	-3404	-9.2%	99639	-12820	-11.4%	65842	-9416	-12.5%	133436	-16224	-10.8%	139.30	140.40
2022/11/08	37201	-3259	-8.1%	112459	-5621	-4.8%	75258	-2362	-3.0%	149660	-8880	-5.6%	145.67	138.67
2022/11/01	40460	2881	7.7%	118080	-22117	-15.8%	77620	-24998	-24.4%	158540	-19236	-10.8%	148.17	146.66
2022/10/25	37579	6996	22.9%	140197	15278	12.2%	102618	8282	8.8%	177776	22274	14.3%	148.09	147.43
2022/10/18	30583	434	1.4%	124919	17377	16.2%	94336	16943	21.9%	155502	17811	12.9%	149.20	147.63
2022/10/11	30149	3187	11.8%	107542	-1043	-1.0%	77393	-4230	-5.2%	137691	2144	1.6%	145.80	148.61
2022/10/04	26962	4256	18.7%	108585	3323	3.2%	81623	-933	-1.1%	135547	7579	5.9%	144.24	145.36
2022/09/27	22706	-12061	-34.7%	105262	-10785	-9.3%	82556	1276	1.6%	127968	-22846	-15.1%	144.79	144.72
2022/09/20	34767	-4556	-11.6%	116047	-3968	-3.3%	81280	588	0.7%	150814	-8524	-5.3%	143.73	143.30
2022/09/13	39323	-16679	-29.8%	120015	5824	5.1%	80692	22503	38.7%	159338	-10855	-6.4%	144.69	142.91
2022/09/06	56002	1489	2.7%	114191	18147	18.9%	58189	16658	40.1%	170193	19636	13.0%	142.78	142.69
2022/08/30	54513	-2221	-3.9%	96044	503	0.5%	41531	2724	7.0%	150557	-1718	-1.1%	138.78	140.24
2022/08/23	56734	5426	10.6%	95541	15342	19.1%	38807	9916	34.3%	152275	20768	15.8%	136.74	137.46
2022/08/16	51308	-1025	-2.0%	80199	2834	3.7%	28891	3859	15.4%	131507	1809	1.4%	134.24	136.79
2022/08/09	52333	1900	3.8%	77365	-15821	-17.0%	25032	-17721	-41.4%	129698	-13921	-9.7%	135.10	133.49
2022/08/02	50433	6621	15.1%	93186	-12107	-11.5%	42753	-18728	-30.5%	143619	-5486	-3.7%	133.18	135.05
2022/07/26	43812	932	2.2%	105293	3188	3.1%	61481	2256	3.8%	149105	4120	2.8%	136.92	133.36
2022/07/19	42880			102105			59225			144985			138.18	135.99

JAPANESE YEN - CHICAGO MERCANTILE EXCHANGE  
FUTURES ONLY POSITIONS

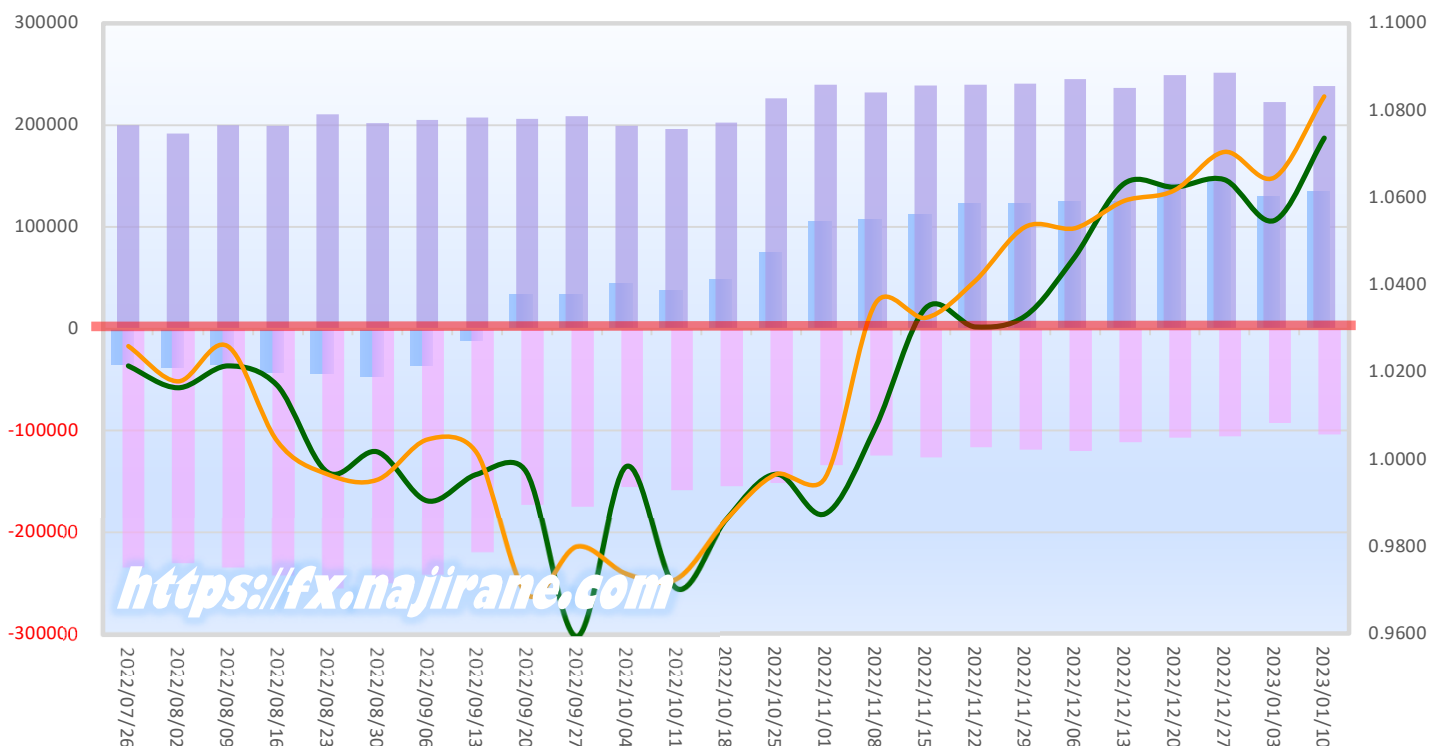
売越し Long Short 火曜終値 金曜終値



EURO FX - CHICAGO MERCANTILE EXCHANGE													Code-099741	
2022/07/19 ~ 2023/01/10													2023/01/13 NYクロス時公表値	
Report_Date	Non Commercial Positions											参考引け値		
	Long	増減		Short	増減		売り越し	増減		売買計	増減		1/10(火)	1/13(金)
2023/01/10	238623	16080	7.2%	103641	11013	11.9%	-134982	5067	3.9%	342264	27093	8.6%	1.0737	1.0832
2023/01/03	222543	-29344	-11.6%	92628	-13097	-12.4%	-129915	-16247	-11.1%	315171	-42441	####	1.0548	1.0646
2022/12/27	251887	2738	1.1%	105725	-1152	-1.1%	-146162	3890	2.7%	357612	1586	0.4%	1.0641	1.0705
2022/12/20	249149	12734	5.4%	106877	-4823	-4.3%	-142272	17557	14.1%	356026	7911	2.3%	1.0625	1.0617
2022/12/13	236415	-8648	-3.5%	111700	-8480	-7.1%	-124715	-168	-0.1%	348115	-17128	-4.7%	1.0633	1.0593
2022/12/06	245063	3941	1.6%	120180	1305	1.1%	-124883	2636	2.2%	365243	5246	1.5%	1.0466	1.0531
2022/11/29	241122	1524	0.6%	118875	2389	2.1%	-122247	-865	-0.7%	359997	3913	1.1%	1.0329	1.0533
2022/11/22	239598	229	0.1%	116486	-10217	-8.1%	-123112	10446	9.3%	356084	-9988	-2.7%	1.0305	1.0410
2022/11/15	239369	7052	3.0%	126703	1985	1.6%	-112666	5067	4.7%	366072	9037	2.5%	1.0346	1.0324
2022/11/08	232317	-7453	-3.1%	124718	-9262	-6.9%	-107599	1809	1.7%	357035	-16715	-4.5%	1.0074	1.0358
2022/11/01	239770	13036	5.7%	133980	-17845	-11.8%	-105790	30881	41.2%	373750	-4809	-1.3%	0.9874	0.9959
2022/10/25	226734	24031	11.9%	151825	-2728	-1.8%	-74909	26759	55.6%	378559	21303	6.0%	0.9967	0.9966
2022/10/18	202703	6567	3.3%	154553	-4084	-2.6%	-48150	10651	28.4%	357256	2483	0.7%	0.9863	0.9862
2022/10/11	196136	-3255	-1.6%	158637	2928	1.9%	-37499	-6183	-14.2%	354773	-327	-0.1%	0.9705	0.9727
2022/10/04	199391	-9345	-4.5%	155709	-19230	-11.0%	-43682	9885	29.2%	355100	-28575	-7.4%	0.9984	0.9738
2022/09/27	208736	2172	1.1%	174939	1824	1.1%	-33797	348	1.0%	383675	3996	1.1%	0.9596	0.9800
2022/09/20	206564	-1214	-0.6%	173115	-46500	-21.2%	-33449	-45286	-382.6%	379679	-47714	####	0.9971	0.9692
2022/09/13	207778	2501	1.2%	219615	-22011	-9.1%	11837	-24512	-67.4%	427393	-19510	-4.4%	0.9967	1.0013
2022/09/06	205277	3019	1.5%	241626	-8308	-3.3%	36349	-11327	-23.8%	446903	-5289	-1.2%	0.9904	1.0046
2022/08/30	202258	-8567	-4.1%	249934	-5000	-2.0%	47676	3567	8.1%	452192	-13567	-2.9%	1.0017	0.9954
2022/08/23	210825	11599	5.8%	254934	12924	5.3%	44109	1325	3.1%	465759	24523	5.6%	0.9970	0.9966
2022/08/16	199226	-862	-0.4%	242010	7386	3.1%	42784	8248	23.9%	441236	6524	1.5%	1.0168	1.0041
2022/08/09	200088	8396	4.4%	234624	4121	1.8%	34536	-4275	-11.0%	434712	12517	3.0%	1.0214	1.0261
2022/08/02	191692	-6349	-3.2%	230503	-9122	-3.8%	38811	-2773	-6.7%	422195	-15471	-3.5%	1.0165	1.0178
2022/07/26	198041	2166	1.1%	239625	1005	0.4%	41584	-1161	-2.7%	437666	3171	0.7%	1.0119	1.0221
2022/07/19	195875			238620			42745			434495			1.0228	1.0212

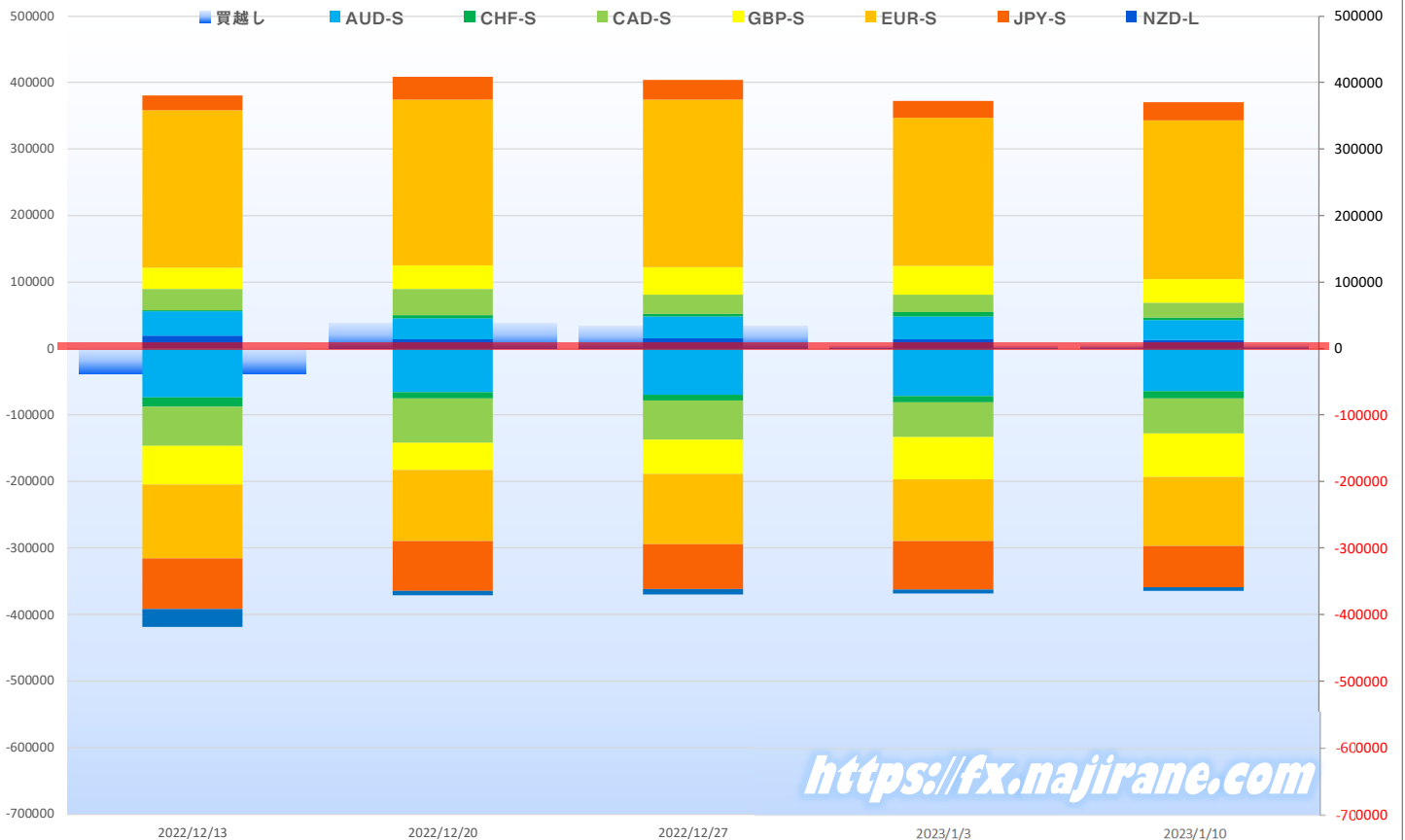
### EURO FX - CHICAGO MERCANTILE EXCHANGE FUTURES ONLY POSITIONS

売越し Long Short 火曜終値 金曜終値



	2022/12/13			2022/12/20			2022/12/27			2023/01/03			2023/01/10		
	Long	Short	売り越し	Long	Short	売り越し	Long	Short	売り越し	Long	Short	売り越し	Long	Short	売り越し
JPY	22290	75478	53188	33686	74567	40881	29685	67415	37730	25377	72241	46864	26395	61772	35377
	前週比 枚数増減 (枚)			11396	-911	-12307	-4001	-7152	-3151	-4308	4826	9134	1018	-10469	-11487
	前週比 枚数増減 (%)			51.1%	-1.2%	-23.1%	-11.9%	-9.6%	-7.7%	-14.5%	7.2%	24.2%	4.0%	-14.5%	-24.5%
EUR	236415	111700	-124715	249149	106877	-142272	251887	105725	-146162	222543	92628	-129915	238623	103641	-134982
	前週比 枚数増減 (枚)			12734	-4823	17557	2738	-1152	3890	-29344	-13097	-16247	16080	11013	5067
	前週比 枚数増減 (%)			5.4%	-4.3%	14.1%	1.1%	-1.1%	2.7%	-11.6%	-12.4%	-11.1%	7.2%	11.9%	3.9%
GBP	32008	57747	25739	35284	40887	5603	40585	51472	10887	43625	63926	20301	36007	65463	29456
	前週比 枚数増減 (枚)			3276	-16860	-20136	5301	10585	5284	3040	12454	9414	-7618	1537	9155
	前週比 枚数増減 (%)			10.2%	-29.2%	-78.2%	15.0%	25.9%	94.3%	7.5%	24.2%	86.5%	-17.5%	2.4%	45.1%
AUD	35825	73662	37837	31779	65894	34115	32955	69746	36791	35208	71475	36267	30210	63900	33690
	前週比 枚数増減 (枚)			-4046	-7768	-3722	1176	3852	2676	2253	1729	-524	-4998	-7575	-2577
	前週比 枚数増減 (%)			-11.3%	-10.5%	-9.8%	3.7%	5.8%	7.8%	6.8%	2.5%	-1.4%	-14.2%	-10.6%	-7.1%
CAD	31720	58968	27248	39705	66666	26961	28879	58912	30033	25497	52263	26766	22166	53121	30955
	前週比 枚数増減 (枚)			7985	7698	-287	-10826	-7754	3072	-3382	-6649	-3267	-3331	858	4189
	前週比 枚数増減 (%)			25.2%	13.1%	-1.1%	-27.3%	-11.6%	11.4%	-11.7%	-11.3%	-10.9%	-13.1%	1.6%	15.7%
CHF	2081	13892	11811	5001	9065	4064	3929	8060	4131	6632	9486	2854	3668	11038	7370
	前週比 枚数増減 (枚)			2920	-4827	-7747	-1072	-1005	67	2703	1426	-1277	-2964	1552	4516
	前週比 枚数増減 (%)			140.3%	-34.7%	-65.6%	-21.4%	-11.1%	1.6%	68.8%	17.7%	-30.9%	-44.7%	16.4%	158.2%
NZD	19700	27206	7506	13386	7052	-6334	15576	8669	-6907	13366	5886	-7480	12607	5257	-7350
	前週比 枚数増減 (枚)			-6314	-20154	13840	2190	1617	573	-2210	-2783	573	-759	-629	-130
	前週比 枚数増減 (%)			-32.1%	-74.1%	184.4%	16.4%	22.9%	9.0%	-14.2%	-32.1%	8.3%	-5.7%	-10.7%	-1.7%
MXN	168481	124117	-44364	124474	179570	55096	125891	177617	51726	131201	187577	56376	149517	202898	53381
	前週比 枚数増減 (枚)			-44007	55453	99460	1417	-1953	-3370	5310	9960	4650	18316	15321	-2995
	前週比 枚数増減 (%)			-26.1%	44.7%	224.2%	1.1%	-1.1%	-6.1%	4.2%	5.6%	9.0%	14.0%	8.2%	-5.3%
Total All 8	548520	542770	-5750	532464	550578	18114	529387	547616	18229	503449	555482	52033	519193	567090	47897
	前週比 枚数増減 (枚)			-16056	7808	23864	-3077	-2962	115	-25938	7866	33804	15744	11608	-4136
	前週比 枚数増減 (%)			-2.9%	1.4%	415.0%	-0.6%	-0.5%	0.6%	-4.9%	1.4%	185.4%	3.1%	2.1%	-7.9%
Total 7 (MXN除く)	380039	418653	38614	407990	371008	-36982	403496	369999	-33497	372248	367905	-4343	369676	364192	-5484
	前週比 枚数増減 (枚)			27951	-47645	75596	-4494	-1009	-3485	-31248	-2094	-29154	-2572	-3713	1141
	前週比 枚数増減 (%)			7.4%	-11.4%	195.8%	-1.1%	-0.3%	-9.4%	-7.7%	-0.6%	-87.0%	-0.7%	-1.0%	26.3%

## 直近5週 CFTC IMM主要7通貨の売買構成

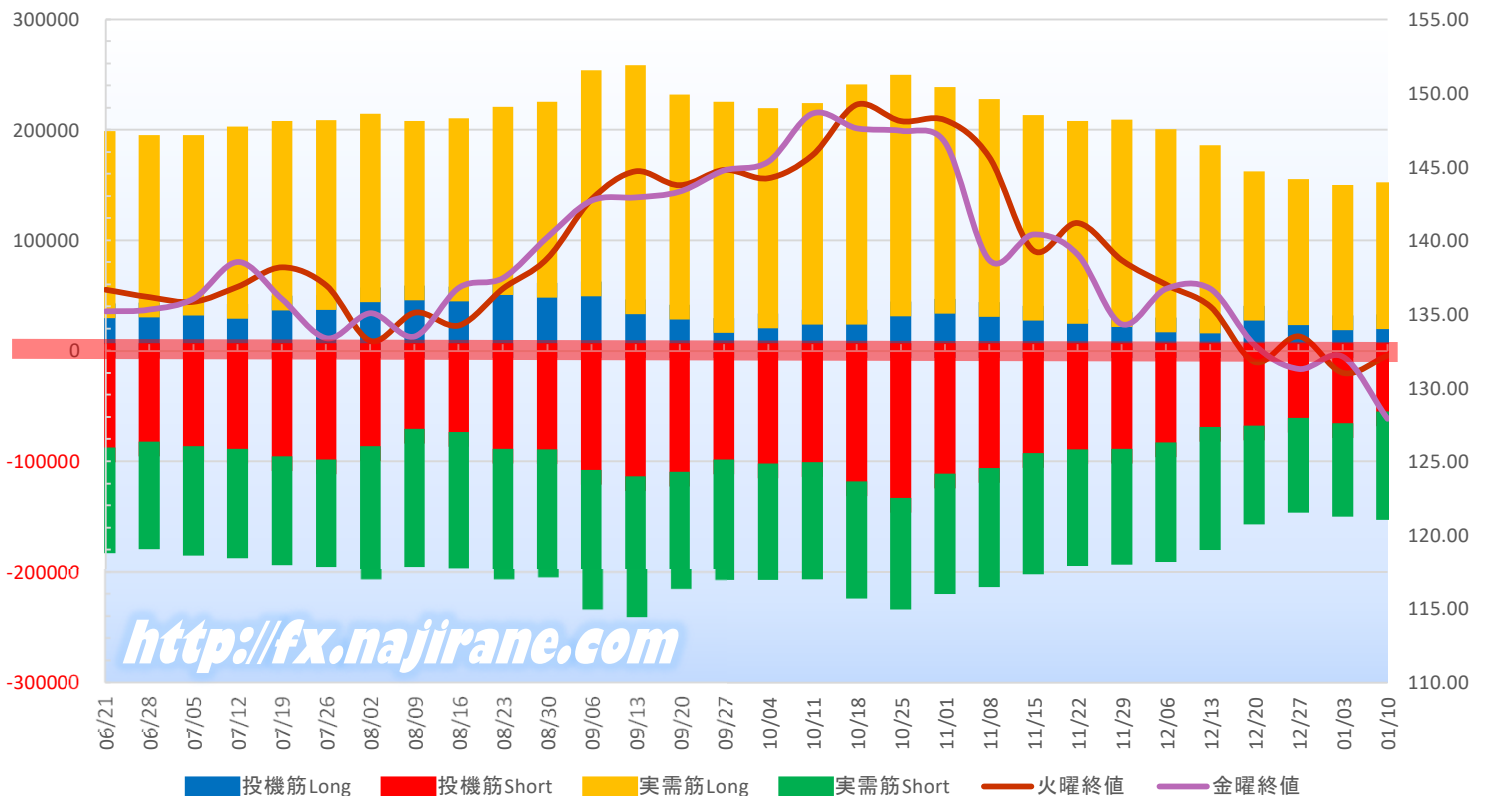


**JAPANESE YEN - CHICAGO MERCANTILE EXCHANGE  
FUTURES ONLY POSITIONS**

**Code-097741  
2023/01/13 公表値**

Date	投機筋集計				実需筋集計				投機筋+実需筋合計				ドル円終値	
	円買い	円売り	売り越し	売買計	円買い	円売り	売り越し	売買計	円買い	円売り	売り越し	売買計	火曜締め	金曜締め
2023/01/10	26395	61772	35377	88167	119166	84678	-34488	203844	145561	146450	889	292011	132.19	127.88
2023/01/03	25377	72241	46864	97618	117959	71186	-46773	189145	143336	143427	91	286763	131.00	132.10
2022/12/27	29685	67415	37730	97100	118599	72598	-46001	191197	148284	140013	-8271	288297	133.48	131.28
2022/12/20	33686	74567	40881	108253	121482	75759	-45723	197241	155168	150326	-4842	305494	131.77	132.88
2022/12/13	22290	75478	53188	97768	157021	97992	-59029	255013	179311	173470	-5841	352781	135.49	136.70
2022/12/06	23589	89585	65996	113174	169918	94716	-75202	264634	193507	184301	-9206	377808	137.00	136.70
2022/11/29	28125	95519	67394	123644	173959	91290	-82669	265249	202084	186809	-15275	388893	138.68	134.32
2022/11/22	30800	95650	64850	126450	170350	92244	-78106	262594	201150	187894	-13256	389044	141.20	139.06
2022/11/15	33797	99639	65842	133436	172905	95692	-77213	268597	206702	195331	-11371	402033	139.30	140.40
2022/11/08	37201	112459	75258	149660	183539	94559	-88980	278098	220740	207018	-13722	427758	145.67	138.67
2022/11/01	40460	118080	77620	158540	191221	95447	-95774	286668	231681	213527	-18154	445208	148.17	146.66
2022/10/25	37579	140197	102618	177776	205120	87038	-118082	292158	242699	227235	-15464	469934	148.09	147.43
2022/10/18	30583	124919	94336	155502	203508	92667	-110841	296175	234091	217586	-16505	451677	149.20	147.63
2022/10/11	30149	107542	77393	137691	187119	92670	-94449	279789	217268	200212	-17056	417480	145.80	148.61
2022/10/04	26962	108585	81623	135547	185691	92367	-93324	278058	212653	200952	-11701	413605	144.24	145.36
2022/09/27	22706	105262	82556	127968	195930	95297	-100633	291227	218636	200559	-18077	419195	144.79	144.72
2022/09/20	34767	116047	81280	150814	190267	92754	-97513	283021	225034	208801	-16233	433835	143.73	143.30
2022/09/13	39323	120015	80692	159338	212375	114076	-98299	326451	251698	234091	-17607	485789	144.69	142.91
2022/09/06	56002	114191	58189	170193	191138	113469	-77669	304607	247140	227660	-19480	474800	142.78	142.69
2022/08/30	54513	96044	41531	150557	163991	102704	-61287	266695	218504	198748	-19756	417252	138.78	140.24
2022/08/23	56734	95541	38807	152275	156987	104523	-52464	261510	213721	200064	-13657	413785	136.74	137.46
2022/08/16	51308	80199	28891	131507	152209	110230	-41979	262439	203517	190429	-13088	393946	134.24	136.79
2022/08/09	52333	77365	25032	129698	148628	111634	-36994	260262	200961	188999	-11962	389960	135.10	133.49
2022/08/02	50433	93186	42753	143619	157333	107079	-50254	264412	207766	200265	-7501	408031	133.18	135.05
2022/07/26	43812	105293	61481	149105	157963	84190	-73773	242153	201775	189483	-12292	391258	136.92	133.36
2022/07/19	42880	102105	59225	144985	158427	85345	-73082	243772	201307	187450	-13857	388757	138.18	135.99
2022/07/12	35533	95531	59998	131064	160589	85522	-75067	246111	196122	181053	-15069	377175	136.87	138.53
2022/07/05	38660	93105	54445	131765	149702	85639	-64063	235341	188362	178744	-9618	367106	135.84	136.06
2022/06/28	36462	89032	52570	125494	152071	84176	-67895	236247	188533	173208	-15325	361741	136.14	135.30
2022/06/21	35864	94318	58454	130182	156248	81899	-74349	238147	192112	176217	-15895	368329	136.67	135.20

**JAPANESE YEN - CHICAGO MERCANTILE EXCHANGE  
FUTURES ONLY POSITIONS Cord-097741**

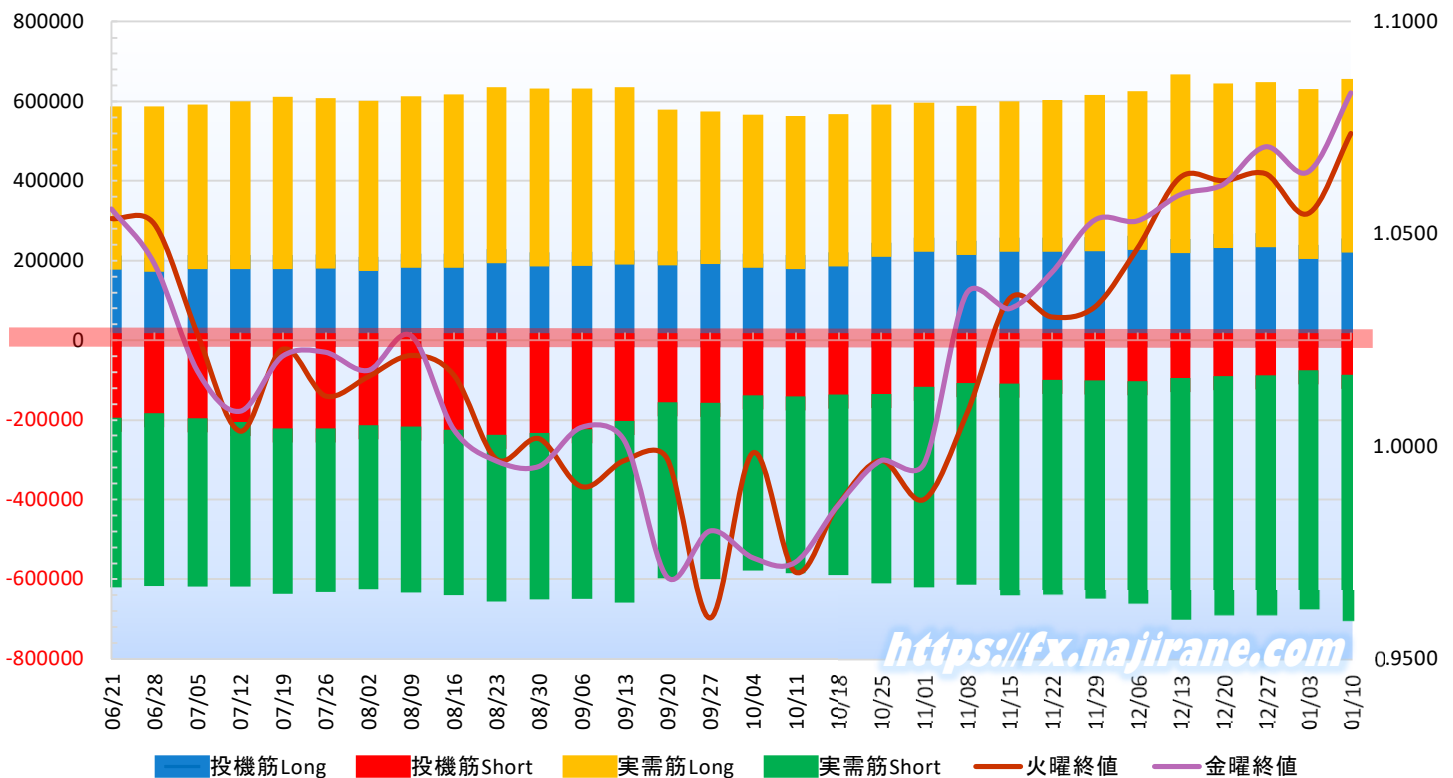


**EURO FX - CHICAGO MERCANTILE EXCHANGE  
FUTURES ONLY POSITIONS**

**Code-099741  
2023/01/13 公表値**

Date	投機筋集計				実需筋集計				投機筋+実需筋合計				ユーロドル終値	
	EUR買い	EUR売り	売り越し	売買計	EUR買い	EUR売り	売り越し	売買計	EUR買い	EUR売り	売り越し	売買計	火曜締め	金曜締め
2023/01/10	238623	103641	-134982	342264	400775	582985	182210	983760	639398	686626	47228	#####	1.0737	1.0832
2023/01/03	222543	92628	-129915	315171	389861	563942	174081	953803	612404	656570	44166	#####	1.0548	1.0646
2022/12/27	251887	105725	-146162	357612	379076	565896	186820	944972	630963	671621	40658	#####	1.0641	1.0705
2022/12/20	249149	106877	-142272	356026	379011	565025	186014	944036	628160	671902	43742	#####	1.0625	1.0617
2022/12/13	236415	111700	-124715	348115	414090	571467	157377	985557	650505	683167	32662	#####	1.0633	1.0593
2022/12/06	245063	120180	-124883	365243	363169	523174	160005	886343	608232	643354	35122	#####	1.0466	1.0531
2022/11/29	241122	118875	-122247	359997	356905	511490	154585	868395	598027	630365	32338	#####	1.0329	1.0533
2022/11/22	239598	116486	-123112	356084	345848	503792	157944	849640	585446	620278	34832	#####	1.0305	1.0410
2022/11/15	239369	126703	-112666	366072	343388	494961	151573	838349	582757	621664	38907	#####	1.0346	1.0324
2022/11/08	232317	124718	-107599	357035	339218	470981	131763	810199	571535	595699	24164	#####	1.0074	1.0358
2022/11/01	239770	133980	-105790	373750	339364	468183	128819	807547	579134	602163	23029	#####	0.9874	0.9959
2022/10/25	226734	151825	-74909	378559	346949	440781	93832	787730	573683	592606	18923	#####	0.9967	0.9966
2022/10/18	202703	154553	-48150	357256	347078	417655	70577	764733	549781	572208	22427	#####	0.9863	0.9862
2022/10/11	196136	158637	-37499	354773	349091	409252	60161	758343	545227	567889	22662	#####	0.9705	0.9727
2022/10/04	199391	155709	-43682	355100	348817	405665	56848	754482	548208	561374	13166	#####	0.9984	0.9738
2022/09/27	208736	174939	-33797	383675	348374	406814	58440	755188	557110	581753	24643	#####	0.9596	0.9800
2022/09/20	206564	173115	-33449	379679	354891	407201	52310	762092	561455	580316	18861	#####	0.9971	0.9692
2022/09/13	207778	219615	11837	427393	410364	421787	11423	832151	618142	641402	23260	#####	0.9967	1.0013
2022/09/06	205277	241626	36349	446903	409460	389850	-19610	799310	614737	631476	16739	#####	0.9904	1.0046
2022/08/30	202258	249934	47676	452192	411684	382824	-28860	794508	613942	632758	18816	#####	1.0017	0.9954
2022/08/23	210825	254934	44109	465759	406701	382394	-24307	789095	617526	637328	19802	#####	0.9970	0.9966
2022/08/16	199226	242010	42784	441236	400458	379542	-20916	780000	599684	621552	21868	#####	1.0168	1.0041
2022/08/09	200088	234624	34536	434712	394543	380141	-14402	774684	594631	614765	20134	#####	1.0214	1.0261
2022/08/02	191692	230503	38811	422195	391841	376321	-15520	768162	583533	606824	23291	#####	1.0165	1.0178
2022/07/26	198041	239625	41584	437666	393062	374406	-18656	767468	591103	614031	22928	#####	1.0119	1.0221
2022/07/19	195875	238620	42745	434495	397991	380561	-17430	778552	593866	619181	25315	#####	1.0228	1.0212
2022/07/12	197240	222484	25244	419724	385039	379279	-5760	764318	582279	601763	19484	#####	1.0036	1.0082
2022/07/05	197138	213990	16852	411128	377654	386290	8636	763944	574792	600280	25488	#####	1.0266	1.0178
2022/06/28	189414	200010	10596	389424	380084	399896	19812	779980	569498	599906	30408	#####	1.0522	1.0429
2022/06/21	195554	211159	15605	406713	373695	391877	18182	765572	569249	603036	33787	#####	1.0536	1.0559

**EURO FX - CHICAGO MERCANTILE EXCHANGE  
FUTURES ONLY POSITIONS Code-099741**















# IMM扱い8通貨/ダウ/日経/金/オイル/主要クロス円の過去5日及び過去5週の4本値

AUDUSD					CADUSD					CHFUSD				
Date	Open	High	Low	Close	Date	Open	High	Low	Close	Date	Open	High	Low	Close
2023/01/13	0.6966	0.6994	0.6916	0.6978	2023/01/13	0.7480	0.7506	0.7441	0.7467	2023/01/13	1.0778	1.0803	1.0733	1.0799
2023/01/12	0.6904	0.6985	0.6881	0.6963	2023/01/12	0.7450	0.7493	0.7429	0.7481	2023/01/12	1.0737	1.0791	1.0684	1.0778
2023/01/11	0.6897	0.6926	0.6874	0.6905	2023/01/11	0.7449	0.7460	0.7438	0.7450	2023/01/11	1.0842	1.0863	1.0718	1.0740
2023/01/10	0.6912	0.6928	0.6860	0.6898	2023/01/10	0.7467	0.7476	0.7438	0.7448	2023/01/10	1.0856	1.0875	1.0808	1.0839
2023/01/09	0.6876	0.6950	0.6875	0.6912	2023/01/09	0.7440	0.7487	0.7438	0.7467	2023/01/09	1.0776	1.0908	1.0776	1.0855

GNYUSD					EURUSD					GBPUSD				
Date	Open	High	Low	Close	Date	Open	High	Low	Close	Date	Open	High	Low	Close
2023/01/13	0.1486	0.1489	0.1482	0.1486	2023/01/13	1.0849	1.0868	1.0781	1.0832	2023/01/13	1.2216	1.2248	1.2151	1.2234
2023/01/12	0.1479	0.1481	0.1476	0.1480	2023/01/12	1.0757	1.0867	1.0732	1.0849	2023/01/12	1.2147	1.2247	1.2089	1.2215
2023/01/11	0.1473	0.1477	0.1471	0.1475	2023/01/11	1.0736	1.0776	1.0726	1.0758	2023/01/11	1.2148	1.2178	1.2101	1.2147
2023/01/10	0.1474	0.1480	0.1471	0.1473	2023/01/10	1.0734	1.0759	1.0712	1.0737	2023/01/10	1.2183	1.2198	1.2110	1.2148
2023/01/09	0.1466	0.1478	0.1464	0.1473	2023/01/09	1.0645	1.0760	1.0641	1.0733	2023/01/09	1.2089	1.2210	1.2089	1.2183

JPYUSD					MXNUSD					NZDUSD				
Date	Open	High	Low	Close	Date	Open	High	Low	Close	Date	Open	High	Low	Close
2023/01/13	0.0077	0.0078	0.0077	0.0078	2023/01/13	0.0531	0.0534	0.0529	0.0533	2023/01/13	0.6388	0.6416	0.6335	0.6386
2023/01/12	0.0076	0.0078	0.0076	0.0077	2023/01/12	0.0528	0.0531	0.0527	0.0531	2023/01/12	0.6363	0.6418	0.6323	0.6388
2023/01/11	0.0076	0.0076	0.0075	0.0076	2023/01/11	0.0524	0.0529	0.0523	0.0528	2023/01/11	0.6370	0.6388	0.6335	0.6363
2023/01/10	0.0076	0.0076	0.0075	0.0076	2023/01/10	0.0522	0.0525	0.0521	0.0524	2023/01/10	0.6368	0.6390	0.6343	0.6372
2023/01/09	0.0076	0.0076	0.0075	0.0076	2023/01/09	0.0522	0.0523	0.0521	0.0522	2023/01/09	0.6341	0.6412	0.6340	0.6368

Nikkei 225 -Japan (NKX)					
Date	Open	High	Low	Close	(ドル建て終値)
2023/01/13	26391.78	26409.21	26090.84	26119.52	204.25
2023/01/12	26524.94	26547.61	26381.93	26449.82	204.56
2023/01/11	26362.21	26479.99	26332.05	26446.00	199.70
2023/01/10	26176.61	26316.66	26132.80	26175.56	198.01
2023/01/09	--non--	--non--	--non--	--non--	--non--
週4本値	--non--	26547.61	26090.84	26119.52	204.25

XAUUSD					
Date	Open	High	Low	Close	出来高
2023/01/13	1895.84	1921.96	1892.36	1920.74	
2023/01/12	1875.05	1901.55	1874.72	1896.87	
2023/01/11	1876.70	1886.55	1867.28	1875.65	
2023/01/10	1871.09	1880.61	1867.92	1876.96	
2023/01/09	1868.22	1881.36	1865.38	1871.78	
週4本値	1868.22	1921.96	1865.38	1920.74	

Dow Jones Industrial - USA (DJIA)					
Date	Open	High	Low	Close	出来高
2023/01/13	34075.31	34342.32	33915.49	34302.61	274110000
2023/01/12	34047.86	34292.67	33792.10	34189.97	308190000
2023/01/11	33754.03	33974.69	33711.04	33973.01	301650000
2023/01/10	33516.43	33726.54	33421.80	33704.10	268260000
2023/01/09	33664.39	33935.11	33487.66	33517.65	327840000
週4本値	33664.39	34342.32	33421.80	34302.61	

Historical Data by  
  
 Arrangement by  
<https://fx.najirane.com>

Crude Light Oil					
Date	Open	High	Low	Close	出来高
2023/01/13	78.32	80.11	77.97	79.86	307705
2023/01/12	77.70	79.16	77.10	78.39	307705
2023/01/11	74.78	77.84	74.31	77.41	350891
2023/01/10	74.86	75.92	73.84	75.12	307430
2023/01/09	73.47	76.74	73.47	74.63	329290
週4本値	73.47	80.11	73.47	79.86	

USDJPY					EURJPY					GBPJPY				
日付	始値	高値	安値	終値	日付	始値	高値	安値	終値	日付	始値	高値	安値	終値
2023/01/13	129.32	129.43	127.47	127.88	2023/01/13	140.29	140.40	138.02	138.52	2023/01/13	157.98	158.02	155.65	156.46
2023/01/12	132.43	132.43	128.88	129.30	2023/01/12	142.46	142.48	140.03	140.28	2023/01/12	160.86	160.88	157.71	157.95
2023/01/11	132.18	132.87	132.07	132.43	2023/01/11	141.90	142.85	141.83	142.47	2023/01/11	160.57	161.21	160.52	160.85
2023/01/10	131.90	132.48	131.39	132.19	2023/01/10	141.57	142.05	141.11	141.93	2023/01/10	160.68	160.94	160.05	160.59
2023/01/09	132.12	132.66	131.31	131.90	2023/01/09	140.65	141.91	140.17	141.57	2023/01/09	159.77	161.24	159.32	160.69

USDJPY Weekly					EURJPY Weekly					GBPJPY Weekly				
日付	始値	高値	安値	終値	日付	始値	高値	安値	終値	日付	始値	高値	安値	終値
2023/01/13	132.12	132.87	127.47	127.88	2023/01/13	140.65	142.85	138.02	138.52	2023/01/13	159.77	161.24	155.65	156.46
2023/01/06	130.85	134.77	129.52	132.10	2023/01/06	139.97	141.44	137.39	140.64	2023/01/06	158.10	160.18	155.37	159.78
2022/12/30	132.39	134.50	130.79	131.28	2022/12/30	140.33	142.94	139.98	140.53	2022/12/30	159.36	162.35	157.84	158.70
2022/12/22	137.75	137.80	130.59	132.40	2022/12/22	146.46	146.60	138.81	140.33	2022/12/22	167.87	168.00	158.62	159.39
2022/12/15	136.65	138.17	134.61	137.75	2022/12/15	144.26	146.71	143.18	146.43	2022/12/15	167.17	169.28	166.50	167.88

# 先週のIMM取り扱い対ドル8通貨チャート

※ 赤点線は週最高値/青天線は週最低値、BB中心線はSMA21

2023/01/09 ~ 2023/01/13

Chart by OANDA Japan MetaTrader4

