

JAPANESE YEN - CHICAGO MERCANTILE EXCHANGE

Code-097741

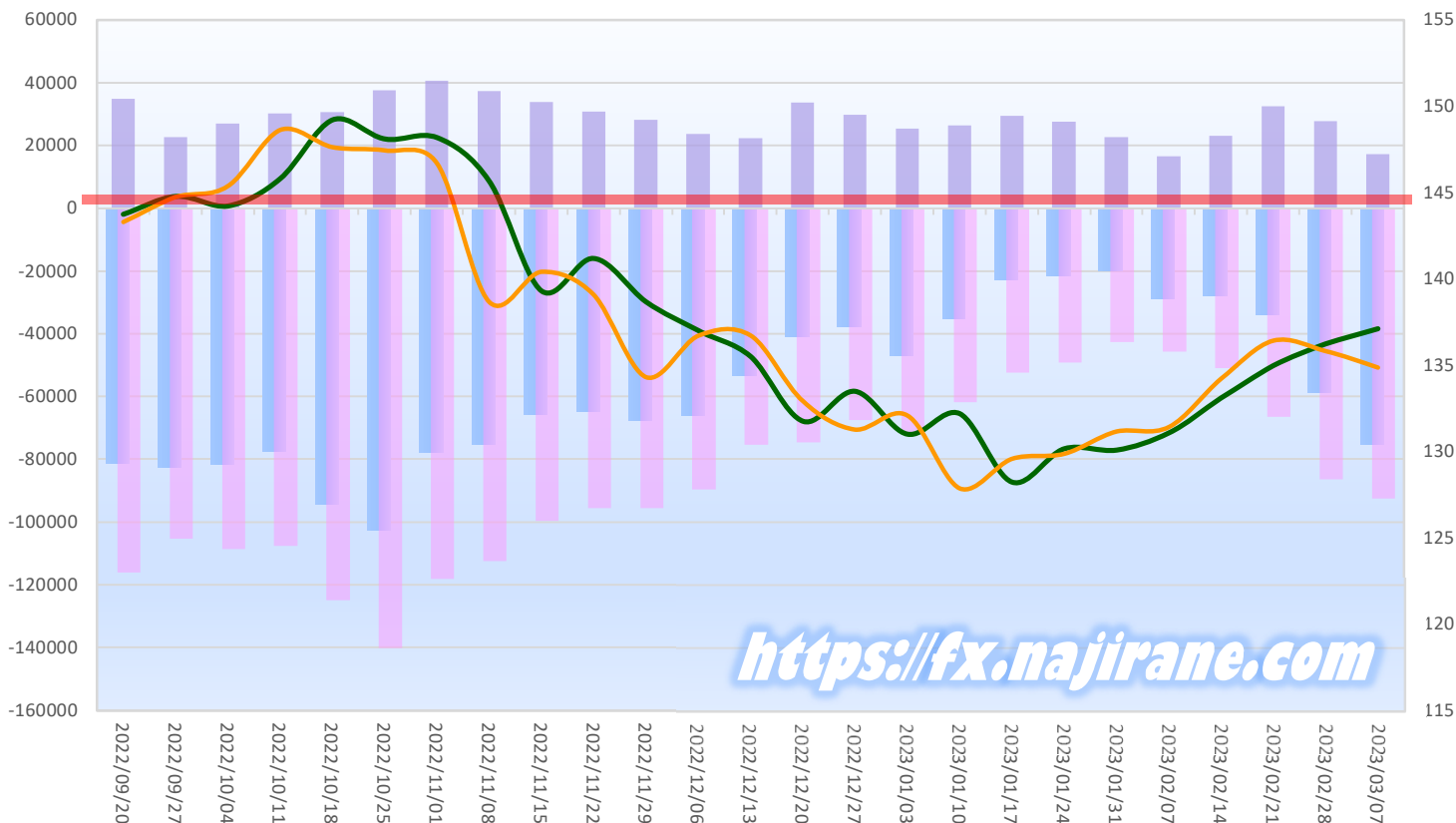
2022/09/13 ~ 2023/03/07

2023/03/24 NYクローズ時公表値

Report_Date	Non Commercial Positions												参考引け値	
	Long	増減	増減(%)	Short	増減	増減(%)	売り越し	増減	増減(%)	売買計	増減	増減(%)	3/7(火)	3/10(金)
2023/03/07	17141	-10562	-38.1%	92444	6063	7.0%	75303	16625	28.3%	109585	-4499	-3.9%	137.12	134.86
2023/02/28	27703	-4783	-14.7%	86381	19866	29.9%	58678	24649	72.4%	114084	15083	15.2%	136.21	135.83
2023/02/21	32486	9407	40.8%	66515	15593	30.6%	34029	6186	22.2%	99001	25000	33.8%	134.95	136.42
2023/02/14	23079	6523	39.4%	50922	5277	11.6%	27843	-1246	-4.3%	74001	11800	19.0%	133.08	134.19
2023/02/07	16556	-5994	-26.6%	45645	3035	7.1%	29089	9029	45.0%	62201	-2959	-4.5%	131.07	131.41
2023/01/31	22550	-5070	-18.4%	42610	-6645	-13.5%	20060	-1575	-7.3%	65160	-11715	-15.2%	130.09	131.14
2023/01/24	27620	-1838	-6.2%	49255	-3164	-6.0%	21635	-1326	-5.8%	76875	-5002	-6.1%	130.16	129.88
2023/01/17	29458	3063	11.6%	52419	-9353	-15.1%	22961	-12416	-35.1%	81877	-6290	-7.1%	128.22	129.58
2023/01/10	26395	1018	4.0%	61772	-10469	-14.5%	35377	-11487	-24.5%	88167	-9451	-9.7%	132.19	127.88
2023/01/03	25377	-4308	-14.5%	72241	4826	7.2%	46864	9134	24.2%	97618	518	0.5%	131.00	132.10
2022/12/27	29685	-4001	-11.9%	67415	-7152	-9.6%	37730	-3151	-7.7%	97100	-11153	-10.3%	133.48	131.28
2022/12/20	33686	11396	51.1%	74567	-911	-1.2%	40881	-12307	-23.1%	108253	10485	10.7%	131.77	132.88
2022/12/13	22290	-1299	-5.5%	75478	-14107	-15.7%	53188	-12808	-19.4%	97768	-15406	-13.6%	135.49	136.70
2022/12/06	23589	-4536	-16.1%	89585	-5934	-6.2%	65996	-1398	-2.1%	113174	-10470	-8.5%	137.00	136.70
2022/11/29	28125	-2675	-8.7%	95519	-131	-0.1%	67394	2544	3.9%	123644	-2806	-2.2%	138.68	134.32
2022/11/22	30800	-2997	-8.9%	95650	-3989	-4.0%	64850	-992	-1.5%	126450	-6986	-5.2%	141.20	139.06
2022/11/15	33797	-3404	-9.2%	99639	-12820	-11.4%	65842	-9416	-12.5%	133436	-16224	-10.8%	139.30	140.40
2022/11/08	37201	-3259	-8.1%	112459	-5621	-4.8%	75258	-2362	-3.0%	149660	-8880	-5.6%	145.67	138.67
2022/11/01	40460	2881	7.7%	118080	-22117	-15.8%	77620	-24998	-24.4%	158540	-19236	-10.8%	148.17	146.66
2022/10/25	37579	6996	22.9%	140197	15278	12.2%	102618	8282	8.8%	177776	22274	14.3%	148.09	147.43
2022/10/18	30583	434	1.4%	124919	17377	16.2%	94336	16943	21.9%	155502	17811	12.9%	149.20	147.63
2022/10/11	30149	3187	11.8%	107542	-1043	-1.0%	77393	-4230	-5.2%	137691	2144	1.6%	145.80	148.61
2022/10/04	26962	4256	18.7%	108585	3323	3.2%	81623	-933	-1.1%	135547	7579	5.9%	144.24	145.36
2022/09/27	22706	-12061	-34.7%	105262	-10785	-9.3%	82556	1276	1.6%	127968	-22846	-15.1%	144.79	144.72
2022/09/20	34767	-4556	-11.6%	116047	-3968	-3.3%	81280	588	0.7%	150814	-8524	-5.3%	143.73	143.30
2022/09/13	39323			120015			80692			159338			144.69	142.91

JAPANESE YEN - CHICAGO MERCANTILE EXCHANGE
FUTURES ONLY POSITIONS

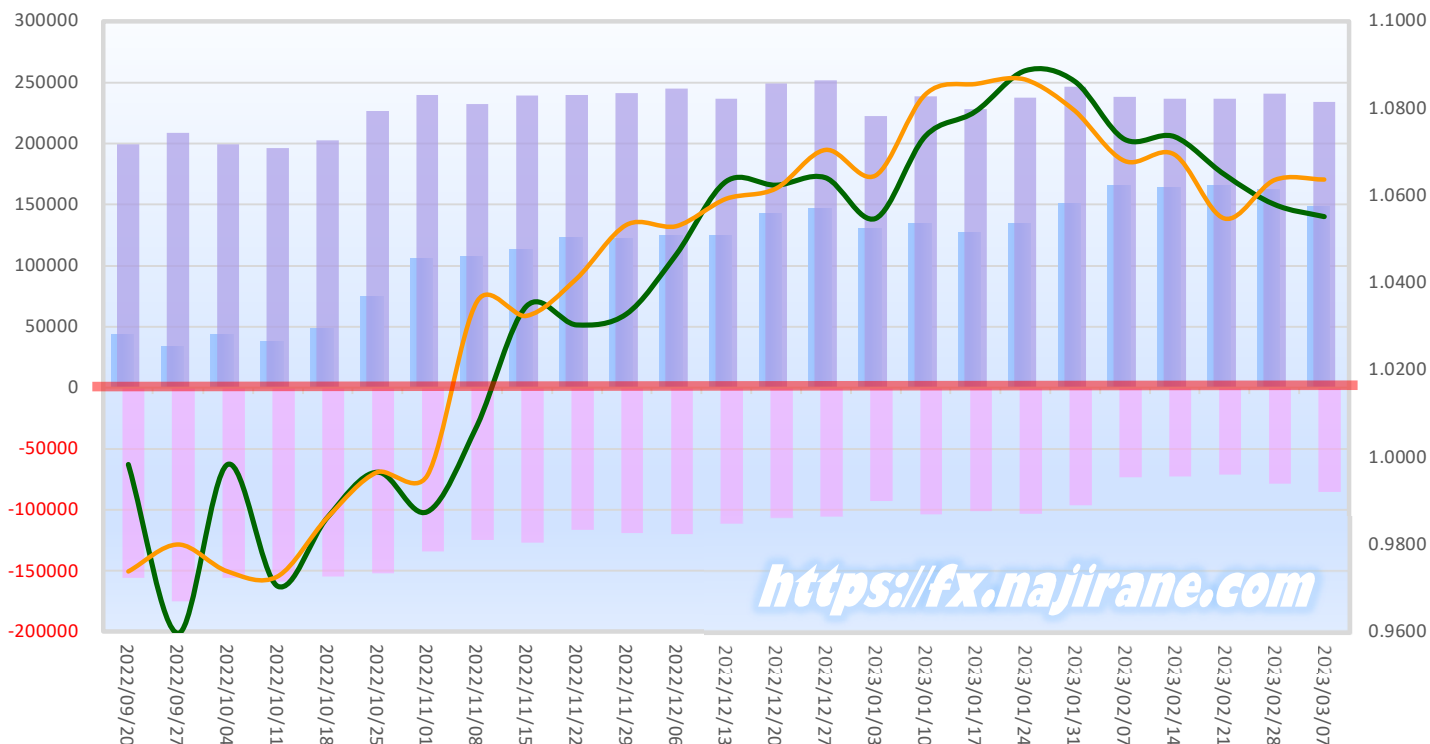
売越し Long Short 火曜終値 金曜終値



EURO FX - CHICAGO MERCANTILE EXCHANGE													Code-099741	
2022/09/13 ~ 2023/03/07													2023/03/24 NYクロス時公表値	
Report_Date	Non Commercial Positions											参考引け値		
	Long	増減		Short	増減		売り越し	増減		売買計	増減		3/7(火)	3/10(金)
2023/03/07	233880	-6886	-2.9%	85432	6865	8.7%	-148448	-13751	-8.5%	319312	-21	0.0%	1.0552	1.0637
2023/02/28	240766	4352	1.8%	78567	7221	10.1%	-162199	-2869	-1.7%	319333	11573	3.8%	1.0580	1.0635
2023/02/21	236414	-160	-0.1%	71346	-1322	-1.8%	-165068	1162	0.7%	307760	-1482	-0.5%	1.0649	1.0547
2023/02/14	236574	-1764	-0.7%	72668	-632	-0.9%	-163906	-1132	-0.7%	309242	-2396	-0.8%	1.0735	1.0695
2023/02/07	238338	-8417	-3.4%	73300	-22946	-23.8%	-165038	14529	9.7%	311638	-31363	-9.1%	1.0730	1.0679
2023/01/31	246755	9012	3.8%	96246	-7148	-6.9%	-150509	16160	12.0%	343001	1864	0.5%	1.0862	1.0794
2023/01/24	237743	9464	4.1%	103394	2099	2.1%	-134349	7365	5.8%	341137	11563	3.5%	1.0887	1.0866
2023/01/17	228279	-10344	-4.3%	101295	-2346	-2.3%	-126984	-7998	-5.9%	329574	-12690	-3.7%	1.0792	1.0857
2023/01/10	238623	16080	7.2%	103641	11013	11.9%	-134982	5067	3.9%	342264	27093	8.6%	1.0737	1.0832
2023/01/03	222543	-29344	-11.6%	92628	-13097	-12.4%	-129915	-16247	-11.1%	315171	-42441	###	1.0548	1.0646
2022/12/27	251887	2738	1.1%	105725	-1152	-1.1%	-146162	3890	2.7%	357612	1586	0.4%	1.0641	1.0705
2022/12/20	249149	12734	5.4%	106877	-4823	-4.3%	-142272	17557	14.1%	356026	7911	2.3%	1.0625	1.0617
2022/12/13	236415	-8648	-3.5%	111700	-8480	-7.1%	-124715	-168	-0.1%	348115	-17128	-4.7%	1.0633	1.0593
2022/12/06	245063	3941	1.6%	120180	1305	1.1%	-124883	2636	2.2%	365243	5246	1.5%	1.0466	1.0531
2022/11/29	241122	1524	0.6%	118875	2389	2.1%	-122247	-865	-0.7%	359997	3913	1.1%	1.0329	1.0533
2022/11/22	239598	229	0.1%	116486	-10217	-8.1%	-123112	10446	9.3%	356084	-9988	-2.7%	1.0305	1.0410
2022/11/15	239369	7052	3.0%	126703	1985	1.6%	-112666	5067	4.7%	366072	9037	2.5%	1.0346	1.0324
2022/11/08	232317	-7453	-3.1%	124718	-9262	-6.9%	-107599	1809	1.7%	357035	-16715	-4.5%	1.0074	1.0358
2022/11/01	239770	13036	5.7%	133980	-17845	-11.8%	-105790	30881	41.2%	373750	-4809	-1.3%	0.9874	0.9959
2022/10/25	226734	24031	11.9%	151825	-2728	-1.8%	-74909	26759	55.6%	378559	21303	6.0%	0.9967	0.9966
2022/10/18	202703	6567	3.3%	154553	-4084	-2.6%	-48150	10651	28.4%	357256	2483	0.7%	0.9863	0.9862
2022/10/11	196136	-3255	-1.6%	158637	2928	1.9%	-37499	-6183	-14.2%	354773	-327	-0.1%	0.9705	0.9727
2022/10/04	199391	-9345	-4.5%	155709	-19230	-11.0%	-43682	9885	29.2%	355100	-28575	-7.4%	0.9984	0.9738
2022/09/27	208736	2172	1.1%	174939	1824	1.1%	-33797	348	1.0%	383675	3996	1.1%	0.9596	0.9800
2022/09/20	206564	-1214	-0.6%	173115	-46500	-21.2%	-33449	-45286	-382.6%	379679	-47714	###	0.9971	0.9692
2022/09/13	207778			219615			11837			427393			0.9967	1.0013

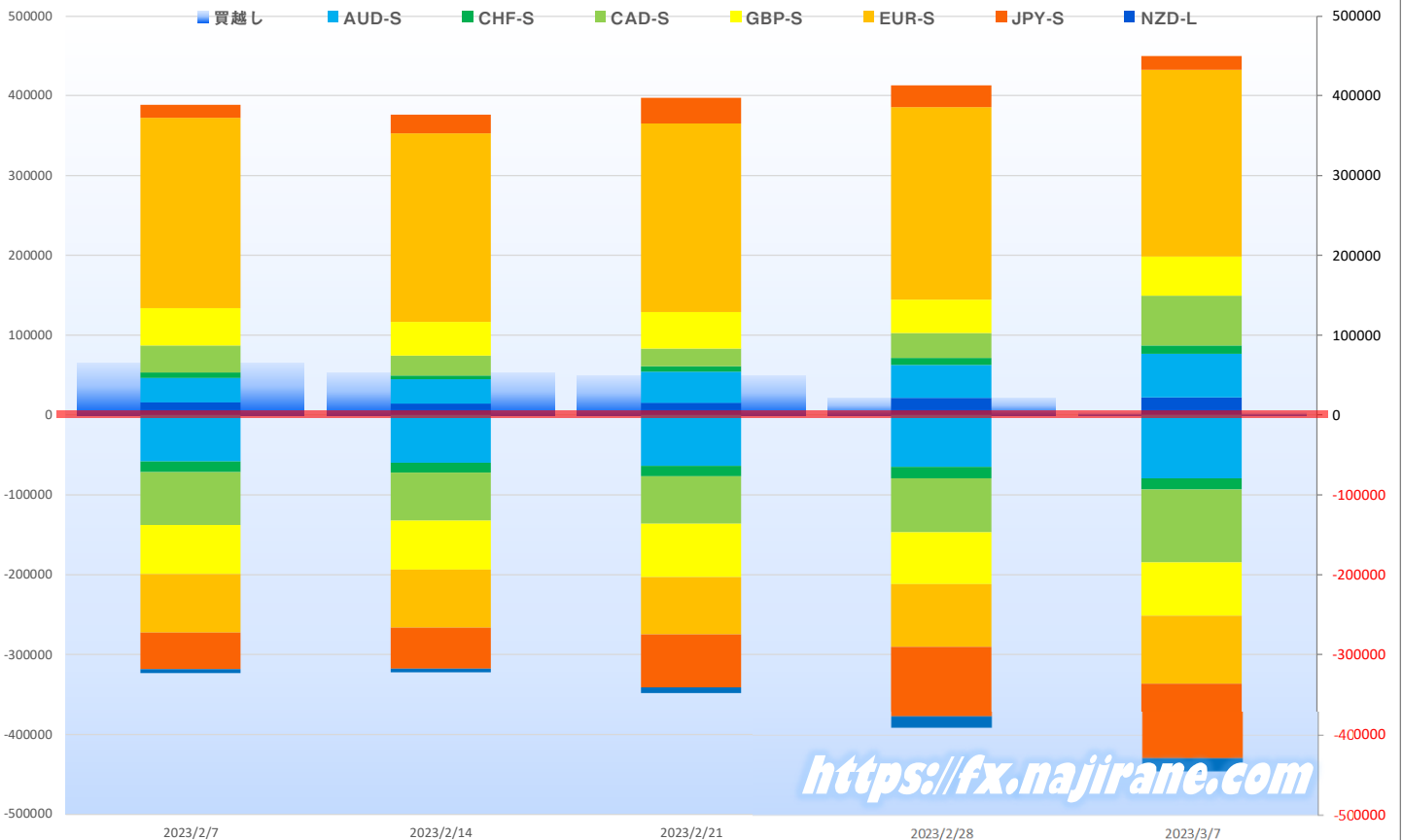
EURO FX - CHICAGO MERCANTILE EXCHANGE FUTURES ONLY POSITIONS

売越し Long Short 火曜終値 金曜終値



	2023/02/07			2023/02/14			2023/02/21			2023/02/28			2023/03/07		
	Long	Short	売り越し	Long	Short	売り越し	Long	Short	売り越し	Long	Short	売り越し	Long	Short	売り越し
JPY	16556	45645	29089	23079	50922	27843	32486	66515	34029	27703	86381	58678	17141	92444	75303
	前週比 枚数増減 (枚)			6523	5277	-1246	9407	15593	6186	-4783	19866	24649	-10562	6063	16625
	前週比 枚数増減 (%)			39.4%	11.6%	-4.3%	40.8%	30.6%	22.2%	-14.7%	29.9%	72.4%	-38.1%	7.0%	28.3%
EUR	238338	73300	-165038	236574	72668	-163906	236414	71346	-165068	240766	78567	-162199	233880	85432	-148448
	前週比 枚数増減 (枚)			-1764	-632	-1132	-160	-1322	1162	4352	7221	-2869	-6886	6865	-13751
	前週比 枚数増減 (%)			-0.7%	-0.9%	-0.7%	-0.1%	-1.8%	0.7%	1.8%	10.1%	-1.7%	-2.9%	8.7%	-8.5%
GBP	47131	61252	14121	42198	61993	19795	45475	66891	21416	41562	65286	23724	49111	66513	17402
	前週比 枚数増減 (枚)			-4933	741	5674	3277	4898	1621	-3913	-1605	2308	7549	1227	-6322
	前週比 枚数増減 (%)			-10.5%	1.2%	40.2%	7.8%	7.9%	8.2%	-8.6%	-2.4%	10.8%	18.2%	1.9%	-26.6%
AUD	30044	58149	28105	30752	59659	28907	38492	63280	24788	41071	65236	24165	54307	79131	24824
	前週比 枚数増減 (枚)			708	1510	802	7740	3621	-4119	2579	1956	-623	13236	13895	659
	前週比 枚数増減 (%)			2.4%	2.6%	2.9%	25.2%	6.1%	-14.2%	6.7%	3.1%	-2.5%	32.2%	21.3%	2.7%
CAD	33292	66383	33091	24466	59960	35494	21889	59392	37503	31599	67673	36074	62108	91310	29202
	前週比 枚数増減 (枚)			-8826	-6423	2403	-2577	-568	2009	9710	8281	-1429	30509	23637	-6872
	前週比 枚数増減 (%)			-26.5%	-9.7%	7.3%	-10.5%	-0.9%	5.7%	44.4%	13.9%	-3.8%	96.6%	34.9%	-19.0%
CHF	7052	13420	6368	4701	12169	7468	7243	13763	6520	8876	13793	4917	10394	14344	3950
	前週比 枚数増減 (枚)			-2351	-1251	1100	2542	1594	-948	1633	30	-1603	1518	551	-967
	前週比 枚数増減 (%)			-33.3%	-9.3%	17.3%	54.1%	13.1%	-12.7%	22.5%	0.2%	-24.6%	17.1%	4.0%	-19.7%
NZD	16181	5337	-10844	14185	5182	-9003	15561	6773	-8788	21318	14208	-7110	22415	16788	-5627
	前週比 枚数増減 (枚)			-1996	-155	-1841	1376	1591	-215	5757	7435	-1678	1097	2580	-1483
	前週比 枚数増減 (%)			-12.3%	-2.9%	-17.0%	9.7%	30.7%	-2.4%	37.0%	109.8%	-19.1%	5.1%	18.2%	-20.9%
MXN	138771	183049	44278	153370	193037	39667	152675	189548	36873	169769	204914	35145	177503	208755	31252
	前週比 枚数増減 (枚)			14599	9988	-4611	-695	-3489	-2794	17094	15366	-1728	7734	3841	-3893
	前週比 枚数増減 (%)			10.5%	5.5%	-10.4%	-0.5%	-1.8%	-7.0%	11.2%	8.1%	-4.7%	4.6%	1.9%	-11.1%
Total All 8	527365	506535	-20830	529325	515590	-13735	550235	537508	-12727	582664	596058	13394	626859	654717	27858
	前週比 枚数増減 (枚)			1960	9055	-7095	20910	21918	-1008	32429	58550	26121	44195	58659	14464
	前週比 枚数増減 (%)			0.4%	1.8%	-34.1%	4.0%	4.3%	-7.3%	5.9%	10.9%	205.2%	7.6%	9.8%	108.0%
Total 7 (MXN除く)	388594	323486	-65108	375955	322553	-53402	397560	347960	-49600	412895	391144	-21751	449356	445962	-3394
	前週比 枚数増減 (枚)			-12639	-933	-11706	21605	25407	-3802	15335	43184	-27849	36461	54818	-18357
	前週比 枚数増減 (%)			-3.3%	-0.3%	-18.0%	5.7%	7.9%	-7.1%	3.9%	12.4%	-56.1%	8.8%	14.0%	-84.4%

直近5週 CFTC IMM主要7通貨の売買構成



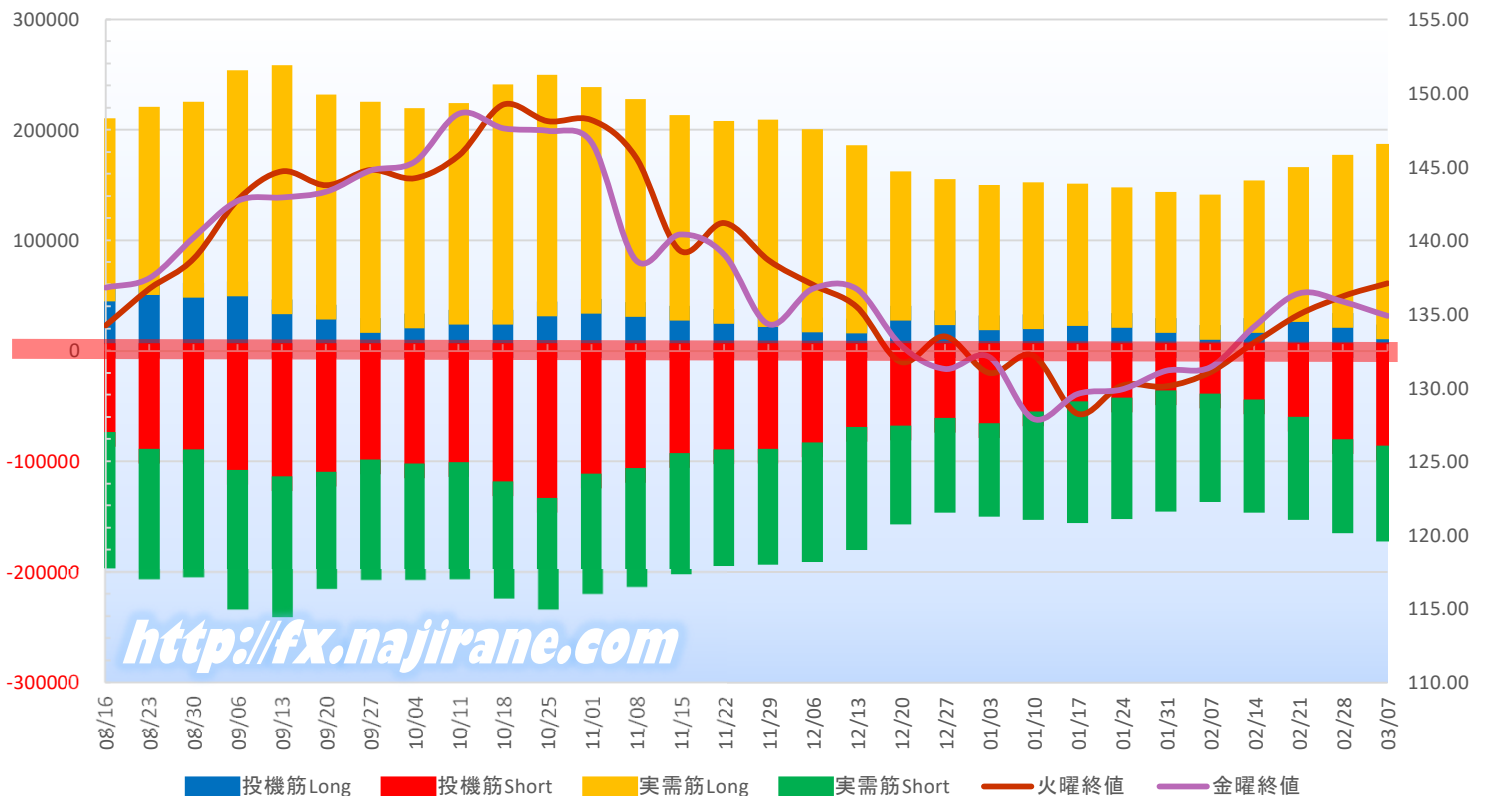
<https://fx.najirane.com>

**JAPANESE YEN - CHICAGO MERCANTILE EXCHANGE
FUTURES ONLY POSITIONS**

**Code-097741
2023/03/24 公表値**

Date	投機筋集計				実需筋集計				投機筋+実需筋合計				ドル円終値	
	円買い	円売り	売り越し	売買計	円買い	円売り	売り越し	売買計	円買い	円売り	売り越し	売買計	火曜締め	金曜締め
2023/03/07	17141	92444	75303	109585	163246	73643	-89603	236889	180387	166087	-14300	346474	137.12	134.86
2023/02/28	27703	86381	58678	114084	142893	72372	-70521	215265	170596	158753	-11843	329349	136.21	135.83
2023/02/21	32486	66515	34029	99001	126777	79888	-46889	206665	159263	146403	-12860	305666	134.95	136.42
2023/02/14	23079	50922	27843	74001	124522	88753	-35769	213275	147601	139675	-7926	287276	133.08	134.19
2023/02/07	16556	45645	29089	62201	118080	84734	-33346	202814	134636	130379	-4257	265015	131.07	131.41
2023/01/31	22550	42610	20060	65160	114423	96244	-18179	210667	136973	138854	1881	275827	130.09	131.14
2023/01/24	27620	49255	21635	76875	113437	96292	-17145	209729	141057	145547	4490	286604	130.16	129.88
2023/01/17	29458	52419	22961	81877	114907	96823	-18084	211730	144365	149242	4877	293607	128.22	129.58
2023/01/10	26395	61772	35377	88167	119166	84678	-34488	203844	145561	146450	889	292011	132.19	127.88
2023/01/03	25377	72241	46864	97618	117959	71186	-46773	189145	143336	143427	91	286763	131.00	132.10
2022/12/27	29685	67415	37730	97100	118599	72598	-46001	191197	148284	140013	-8271	288297	133.48	131.28
2022/12/20	33686	74567	40881	108253	121482	75759	-45723	197241	155168	150326	-4842	305494	131.77	132.88
2022/12/13	22290	75478	53188	97768	157021	97992	-59029	255013	179311	173470	-5841	352781	135.49	136.70
2022/12/06	23589	89585	65996	113174	169918	94716	-75202	264634	193507	184301	-9206	377808	137.00	136.70
2022/11/29	28125	95519	67394	123644	173959	91290	-82669	265249	202084	186809	-15275	388893	138.68	134.32
2022/11/22	30800	95650	64850	126450	170350	92244	-78106	262594	201150	187894	-13256	389044	141.20	139.06
2022/11/15	33797	99639	65842	133436	172905	95692	-77213	268597	206702	195331	-11371	402033	139.30	140.40
2022/11/08	37201	112459	75258	149660	183539	94559	-88980	278098	220740	207018	-13722	427758	145.67	138.67
2022/11/01	40460	118080	77620	158540	191221	95447	-95774	286668	231681	213527	-18154	445208	148.17	146.66
2022/10/25	37579	140197	102618	177776	205120	87038	-118082	292158	242699	227235	-15464	469934	148.09	147.43
2022/10/18	30583	124919	94336	155502	203508	92667	-110841	296175	234091	217586	-16505	451677	149.20	147.63
2022/10/11	30149	107542	77393	137691	187119	92670	-94449	279789	217268	200212	-17056	417480	145.80	148.61
2022/10/04	26962	108585	81623	135547	185691	92367	-93324	278058	212653	200952	-11701	413605	144.24	145.36
2022/09/27	22706	105262	82556	127968	195930	95297	-100633	291227	218636	200559	-18077	419195	144.79	144.72
2022/09/20	34767	116047	81280	150814	190267	92754	-97513	283021	225034	208801	-16233	433835	143.73	143.30
2022/09/13	39323	120015	80692	159338	212375	114076	-98299	326451	251698	234091	-17607	485789	144.69	142.91
2022/09/06	56002	114191	58189	170193	191138	113469	-77669	304607	247140	227660	-19480	474800	142.78	142.69
2022/08/30	54513	96044	41531	150557	163991	102704	-61287	266695	218504	198748	-19756	417252	138.78	140.24
2022/08/23	56734	95541	38807	152275	156987	104523	-52464	261510	213721	200064	-13657	413785	136.74	137.46
2022/08/16	51308	80199	28891	131507	152209	110230	-41979	262439	203517	190429	-13088	393946	134.24	136.79

**JAPANESE YEN - CHICAGO MERCANTILE EXCHANGE
FUTURES ONLY POSITIONS Cord-097741**

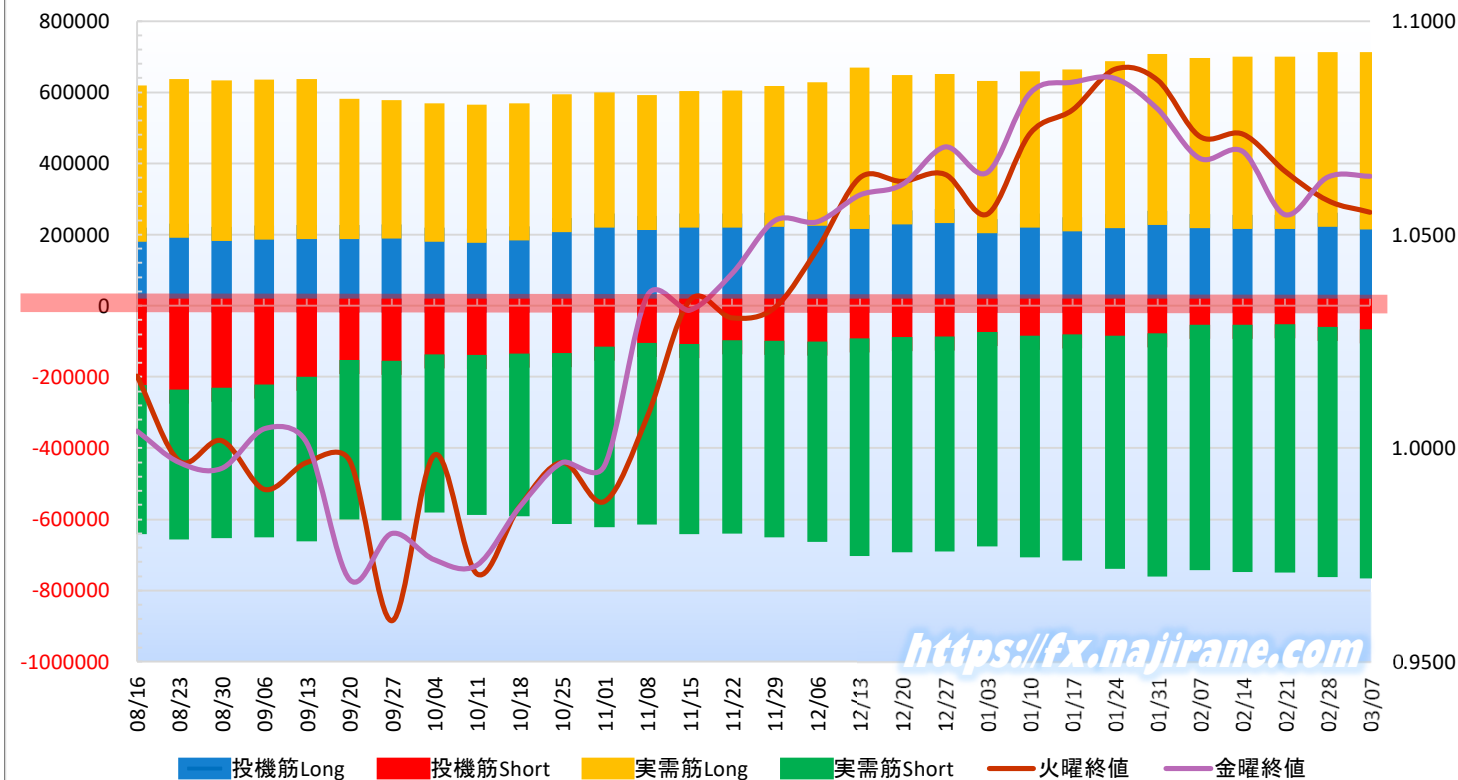


EURO FX - CHICAGO MERCANTILE EXCHANGE
FUTURES ONLY POSITIONS

Code-099741
2023/03/24 公表値

Date	投机筋集計				実需筋集計				投机筋+実需筋合計				ユーロドル終値	
	EUR買い	EUR売り	売り越し	売買計	EUR買い	EUR売り	売り越し	売買計	EUR買い	EUR売り	売り越し	売買計	火曜締め	金曜締め
2023/03/07	233880	85432	-148448	319312	458256	660884	202628	#####	692136	746316	54180	1438452	1.0552	1.0637
2023/02/28	240766	78567	-162199	319333	451634	663537	211903	#####	692400	742104	49704	1434504	1.0580	1.0635
2023/02/21	236414	71346	-165068	307760	444658	658476	213818	#####	681072	729822	48750	1410894	1.0649	1.0547
2023/02/14	236574	72668	-163906	309242	444388	656178	211790	#####	680962	728846	47884	1409808	1.0735	1.0695
2023/02/07	238338	73300	-165038	311638	438393	650139	211746	#####	676731	723439	46708	1400170	1.0730	1.0679
2023/01/31	246755	96246	-150509	343001	440756	644345	203589	#####	687511	740591	53080	1428102	1.0862	1.0794
2023/01/24	237743	103394	-134349	341137	429253	615703	186450	#####	666996	719097	52101	1386093	1.0887	1.0866
2023/01/17	228279	101295	-126984	329574	416510	595584	179074	#####	644789	696879	52090	1341668	1.0792	1.0857
2023/01/10	238623	103641	-134982	342264	400775	582985	182210	983760	639398	686626	47228	1326024	1.0737	1.0832
2023/01/03	222543	92628	-129915	315171	389861	563942	174081	953803	612404	656570	44166	1268974	1.0548	1.0646
2022/12/27	251887	105725	-146162	357612	379076	565896	186820	944972	630963	671621	40658	1302584	1.0641	1.0705
2022/12/20	249149	106877	-142272	356026	379011	565025	186014	944036	628160	671902	43742	1300062	1.0625	1.0617
2022/12/13	236415	111700	-124715	348115	414090	571467	157377	985557	650505	683167	32662	1333672	1.0633	1.0593
2022/12/06	245063	120180	-124883	365243	363169	523174	160005	886343	608232	643354	35122	1251586	1.0466	1.0531
2022/11/29	241122	118875	-122247	359997	356905	511490	154585	868395	598027	630365	32338	1228392	1.0329	1.0533
2022/11/22	239598	116486	-123112	356084	345848	503792	157944	849640	585446	620278	34832	1205724	1.0305	1.0410
2022/11/15	239369	126703	-112666	366072	343388	494961	151573	838349	582757	621664	38907	1204421	1.0346	1.0324
2022/11/08	232317	124718	-107599	357035	339218	470981	131763	810199	571535	595699	24164	1167234	1.0074	1.0358
2022/11/01	239770	133980	-105790	373750	339364	468183	128819	807547	579134	602163	23029	1181297	0.9874	0.9959
2022/10/25	226734	151825	-74909	378559	346949	440781	93832	787730	573683	592606	18923	1166289	0.9967	0.9966
2022/10/18	202703	154553	-48150	357256	347078	417655	70577	764733	549781	572208	22427	1121989	0.9863	0.9862
2022/10/11	196136	158637	-37499	354773	349091	409252	60161	758343	545227	567889	22662	1113116	0.9705	0.9727
2022/10/04	199391	155709	-43682	355100	348817	405665	56848	754482	548208	561374	13166	1109582	0.9984	0.9738
2022/09/27	208736	174939	-33797	383675	348374	406814	58440	755188	557110	581753	24643	1138863	0.9596	0.9800
2022/09/20	206564	173115	-33449	379679	354891	407201	52310	762092	561455	580316	18861	1141771	0.9971	0.9692
2022/09/13	207778	219615	11837	427393	410364	421787	11423	832151	618142	641402	23260	1259544	0.9967	1.0013
2022/09/06	205277	241626	36349	446903	409460	389850	-19610	799310	614737	631476	16739	1246213	0.9904	1.0046
2022/08/30	202258	249934	47676	452192	411684	382824	-28860	794508	613942	632758	18816	1246700	1.0017	0.9954
2022/08/23	210825	254934	44109	465759	406701	382394	-24307	789095	617526	637328	19802	1254854	0.9970	0.9966
2022/08/16	199226	242010	42784	441236	400458	379542	-20916	780000	599684	621552	21868	1221236	1.0168	1.0041

EURO FX - CHICAGO MERCANTILE EXCHANGE
FUTURES ONLY POSITIONS Code-099741



IMM扱い8通貨/ダウ/日経/金/オイル/主要クロス円の過去5日及び過去5週の4本値

AUDUSD					CADUSD					CHFUSD				
Date	Open	High	Low	Close	Date	Open	High	Low	Close	Date	Open	High	Low	Close
2023/03/17	0.6656	0.6724	0.6654	0.6699	2023/03/17	0.7287	0.7311	0.7260	0.7281	2023/03/17	1.0758	1.0822	1.0758	1.0796
2023/03/16	0.6616	0.6666	0.6614	0.6656	2023/03/16	0.7264	0.7292	0.7253	0.7287	2023/03/16	1.0728	1.0833	1.0725	1.0758
2023/03/15	0.6688	0.6711	0.6590	0.6615	2023/03/15	0.7306	0.7320	0.7239	0.7264	2023/03/15	1.0942	1.0961	1.0705	1.0728
2023/03/14	0.6664	0.6695	0.6632	0.6687	2023/03/14	0.7279	0.7325	0.7273	0.7306	2023/03/14	1.0964	1.0993	1.0912	1.0942
2023/03/13	0.6630	0.6717	0.6602	0.6664	2023/03/13	0.7255	0.7311	0.7246	0.7279	2023/03/13	1.0907	1.1023	1.0866	1.0964

GNYUSD					EURUSD					GBPUSD				
Date	Open	High	Low	Close	Date	Open	High	Low	Close	Date	Open	High	Low	Close
2023/03/17	0.1450	0.1458	0.1449	0.1451	2023/03/17	1.0613	1.0685	1.0612	1.0666	2023/03/17	1.2107	1.2201	1.2102	1.2180
2023/03/16	0.1451	0.1452	0.1446	0.1450	2023/03/16	1.0579	1.0635	1.0552	1.0613	2023/03/16	1.2056	1.2128	1.2028	1.2107
2023/03/15	0.1453	0.1455	0.1448	0.1448	2023/03/15	1.0732	1.0760	1.0518	1.0579	2023/03/15	1.2156	1.2182	1.2011	1.2056
2023/03/14	0.1458	0.1460	0.1452	0.1452	2023/03/14	1.0728	1.0750	1.0680	1.0733	2023/03/14	1.2179	1.2203	1.2136	1.2156
2023/03/13	0.1447	0.1457	0.1444	0.1450	2023/03/13	1.0694	1.0749	1.0651	1.0728	2023/03/13	1.2086	1.2200	1.2047	1.2179

JPYUSD					MXNUSD					NZDUSD				
Date	Open	High	Low	Close	Date	Open	High	Low	Close	Date	Open	High	Low	Close
2023/03/17	0.0075	0.0076	0.0075	0.0076	2023/03/17	0.0533	0.0537	0.0527	0.0529	2023/03/17	0.6191	0.6277	0.6191	0.6268
2023/03/16	0.0075	0.0076	0.0075	0.0075	2023/03/16	0.0527	0.0535	0.0521	0.0533	2023/03/16	0.6157	0.6198	0.6146	0.6191
2023/03/15	0.0074	0.0076	0.0074	0.0075	2023/03/15	0.0538	0.0538	0.0524	0.0527	2023/03/15	0.6236	0.6264	0.6140	0.6156
2023/03/14	0.0075	0.0075	0.0074	0.0074	2023/03/14	0.0530	0.0539	0.0522	0.0538	2023/03/14	0.6219	0.6248	0.6201	0.6236
2023/03/13	0.0074	0.0076	0.0074	0.0075	2023/03/13	0.0544	0.0548	0.0522	0.0530	2023/03/13	0.6161	0.6264	0.6143	0.6219

Nikkei 225 -Japan (NKX)					
Date	Open	High	Low	Close	(ドル建て終値)
2023/03/17	27232.23	27356.15	27071.71	27333.79	207.32
2023/03/16	26796.67	27057.54	26632.92	27010.61	202.35
2023/03/15	27421.66	27424.94	27105.99	27229.48	204.20
2023/03/14	27455.95	27455.95	27104.75	27222.04	202.78
2023/03/13	27886.21	27906.97	27631.53	27832.96	208.94
週4本値	27886.21	27906.97	26632.92	27333.79	207.32

XAUUSD					
Date	Open	High	Low	Close	出来高
2023/03/17	1920.15	1989.33	1918.54	1989.33	0 1666632100
2023/03/16	1920.46	1933.37	1907.54	1920.02	1071079800 1685691400
2023/03/15	1904.32	1937.35	1885.78	1920.35	866160600 1370128200
2023/03/14	1910.19	1914.18	1895.50	1904.27	1257058100 1941216800
2023/03/13	1884.30	1914.66	1871.60	1910.27	960567200 1515538800
週4本値	1884.30	1989.33	1871.60	1989.33	(N225銘柄計)(東証一部全体計)

Dow Jones Industrial - USA (DJIA)					
Date	Open	High	Low	Close	出来高
2023/03/17	32217.32	32217.32	31728.70	31861.98	712100000
2023/03/16	31827.65	32281.61	31571.46	32246.55	440940000
2023/03/15	31759.87	31906.47	31429.82	31874.57	420910000
2023/03/14	32055.29	32306.59	31805.40	32155.40	391760000
2023/03/13	31819.93	32240.35	31624.87	31819.14	429090000
週4本値	31819.93	32306.59	31429.82	31861.98	

Historical Data by

 Arrangement by
<https://fx.najirane.com>

Crude Light Oil					
Date	Open	High	Low	Close	出来高
2023/03/17	68.26	69.64	65.17	66.74	327120
2023/03/16	68.22	69.38	65.71	68.35	327120
2023/03/15	71.56	72.56	65.65	67.61	555164
2023/03/14	74.70	74.90	70.78	71.33	432858
2023/03/13	76.60	77.47	72.30	74.80	457423
週4本値	76.60	77.47	65.17	66.74	

USDJPY					EURJPY					GBPJPY				
日付	始値	高値	安値	終値	日付	始値	高値	安値	終値	日付	始値	高値	安値	終値
2023/03/17	133.48	133.58	131.58	131.85	2023/03/17	141.66	142.18	140.15	140.63	2023/03/17	161.60	162.16	160.12	160.59
2023/03/16	133.34	133.83	131.73	133.48	2023/03/16	141.06	142.01	139.15	141.66	2023/03/16	160.76	162.12	158.58	161.61
2023/03/15	134.24	135.11	132.22	133.34	2023/03/15	144.07	144.97	139.50	141.06	2023/03/15	163.18	164.14	159.22	160.76
2023/03/14	133.21	134.90	133.04	134.24	2023/03/14	142.90	144.41	142.54	144.08	2023/03/14	162.24	164.08	161.88	163.18
2023/03/13	134.44	135.04	132.30	133.21	2023/03/13	143.76	144.39	141.38	142.90	2023/03/13	162.48	163.05	160.05	162.24

USDJPY Weekly					EURJPY Weekly					GBPJPY Weekly				
日付	始値	高値	安値	終値	日付	始値	高値	安値	終値	日付	始値	高値	安値	終値
2023/03/17	134.44	135.11	131.58	131.85	2023/03/17	143.76	144.97	139.15	140.63	2023/03/17	162.48	164.14	158.58	160.59
2023/03/10	135.90	137.90	134.12	134.86	2023/03/10	144.42	145.44	143.35	143.45	2023/03/10	163.55	164.24	161.62	162.18
2023/03/03	136.38	137.09	135.26	135.83	2023/03/03	143.83	145.57	143.58	144.46	2023/03/03	162.92	166.01	162.62	163.60
2023/02/24	134.27	136.52	133.93	136.42	2023/02/24	143.55	144.16	142.17	143.88	2023/02/24	161.62	163.76	161.18	162.92
2023/02/17	131.44	135.10	131.41	134.19	2023/02/17	140.33	143.67	140.31	143.51	2023/02/17	158.43	162.18	158.41	161.62

先週のIMM取り扱い対ドル8通貨チャート

※ 赤点線は週最高値/青天線は週最低値、BB中心線はSMA21

2023/03/13 ~ 2023/03/17

Chart by OANDA Japan MetaTrader4

