

JAPANESE YEN - CHICAGO MERCANTILE EXCHANGE

Code-097741

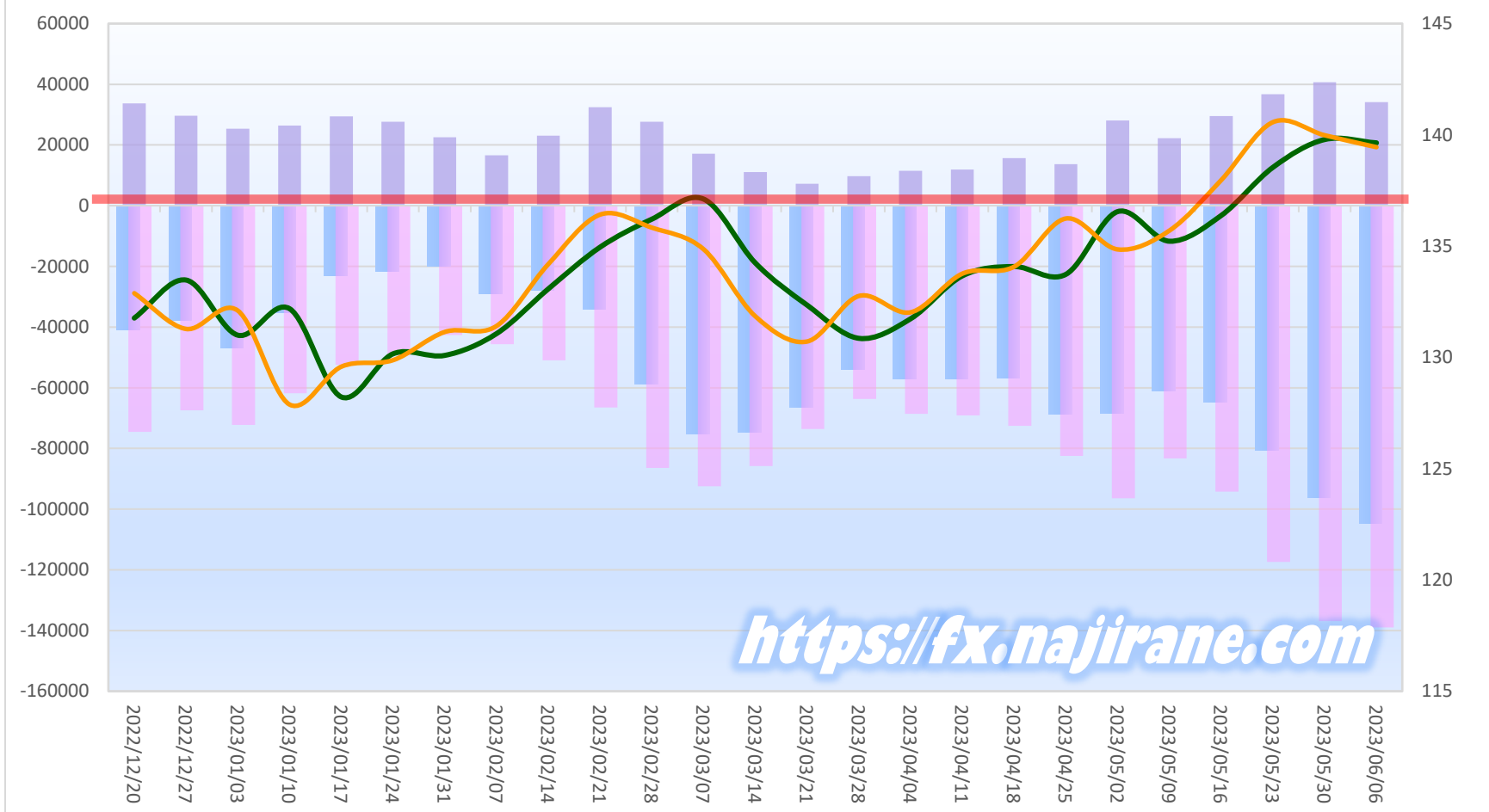
2022/12/13 ~ 2023/06/06

2023/06/23 NYクローズ時公表値

Report_Date	Non Commercial Positions												参考引け値	
	Long	増減	増減(%)	Short	増減	増減(%)	売り越し	増減	増減(%)	売買計	増減	増減(%)	6/6(火)	6/9(金)
2023/06/06	34151	-6585	-16.2%	138968	2039	1.5%	104817	8624	9.0%	173119	-4546	-2.6%	139.64	139.45
2023/05/30	40736	3976	10.8%	136929	19509	16.6%	96193	15533	19.3%	177665	23485	15.2%	139.79	139.98
2023/05/23	36760	7266	24.6%	117420	23135	24.5%	80660	15869	24.5%	154180	30401	24.6%	138.54	140.57
2023/05/16	29494	7265	32.7%	94285	11041	13.3%	64791	3776	6.2%	123779	18306	17.4%	136.38	137.97
2023/05/09	22229	-5859	-20.9%	83244	-13168	-13.7%	61015	-7309	-10.7%	105473	-19027	-15.3%	135.22	135.70
2023/05/02	28088	14408	105.3%	96412	13988	17.0%	68324	-420	-0.6%	124500	28396	29.5%	136.55	134.85
2023/04/25	13680	-1981	-12.6%	82424	9894	13.6%	68744	11875	20.9%	96104	7913	9.0%	133.73	136.24
2023/04/18	15661	3728	31.2%	72530	3390	4.9%	56869	-338	-0.6%	88191	7118	8.8%	134.08	134.08
2023/04/11	11933	410	3.6%	69140	581	0.8%	57207	171	0.3%	81073	991	1.2%	133.67	133.76
2023/04/04	11523	1806	18.6%	68559	4867	7.6%	57036	3061	5.7%	80082	6673	9.1%	131.74	132.03
2023/03/28	9717	2462	33.9%	63692	-9908	-13.5%	53975	-12370	-18.6%	73409	-7446	-9.2%	130.86	132.76
2023/03/21	7255	-3793	-34.3%	73600	-12242	-14.3%	66345	-8449	-11.3%	80855	-16035	-16.5%	132.35	130.71
2023/03/14	11048	-6093	-35.5%	85842	-6602	-7.1%	74794	-509	-0.7%	96890	-12695	-11.6%	134.24	131.85
2023/03/07	17141	-10562	-38.1%	92444	6063	7.0%	75303	16625	28.3%	109585	-4499	-3.9%	137.12	134.86
2023/02/28	27703	-4783	-14.7%	86381	19866	29.9%	58678	24649	72.4%	114084	15083	15.2%	136.21	135.83
2023/02/21	32486	9407	40.8%	66515	15593	30.6%	34029	6186	22.2%	99001	25000	33.8%	134.95	136.42
2023/02/14	23079	6523	39.4%	50922	5277	11.6%	27843	-1246	-4.3%	74001	11800	19.0%	133.08	134.19
2023/02/07	16556	-5994	-26.6%	45645	3035	7.1%	29089	9029	45.0%	62201	-2959	-4.5%	131.07	131.41
2023/01/31	22550	-5070	-18.4%	42610	-6645	-13.5%	20060	-1575	-7.3%	65160	-11715	-15.2%	130.09	131.14
2023/01/24	27620	-1838	-6.2%	49255	-3164	-6.0%	21635	-1326	-5.8%	76875	-5002	-6.1%	130.16	129.88
2023/01/17	29458	3063	11.6%	52419	-9353	-15.1%	22961	-12416	-35.1%	81877	-6290	-7.1%	128.22	129.58
2023/01/10	26395	1018	4.0%	61772	-10469	-14.5%	35377	-11487	-24.5%	88167	-9451	-9.7%	132.19	127.88
2023/01/03	25377	-4308	-14.5%	72241	4826	7.2%	46864	9134	24.2%	97618	518	0.5%	131.00	132.10
2022/12/27	29685	-4001	-11.9%	67415	-7152	-9.6%	37730	-3151	-7.7%	97100	-11153	-10.3%	133.48	131.28
2022/12/20	33686	11396	51.1%	74567	-911	-1.2%	40881	-12307	-23.1%	108253	10485	10.7%	131.77	132.88
2022/12/13	22290			75478			53188			97768			135.49	136.70

**JAPANESE YEN - CHICAGO MERCANTILE EXCHANGE
FUTURES ONLY POSITIONS**

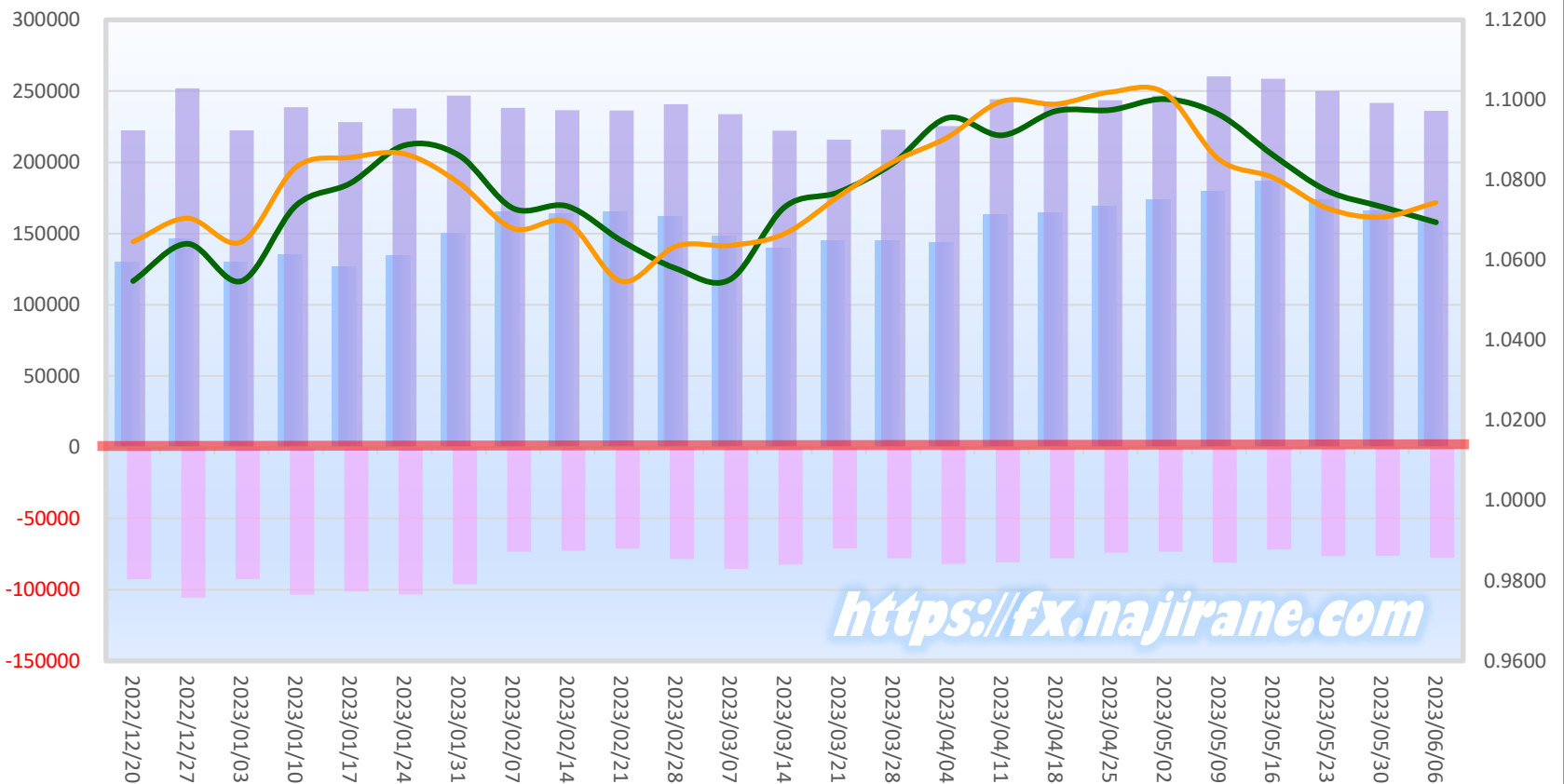
売越し Long Short 火曜終値 金曜終値



Report_Date	Non Commercial Positions											参考引け値		
	Long	増減		Short	増減		売り越し	増減		売買計	増減		6/6(火)	6/9(金)
2023/06/06	236060	-5757	-2.4%	77639	1547	2.0%	-158421	-7304	-4.4%	313699	-4210	-1.3%	1.0695	1.0744
2023/05/30	241817	-8253	-3.3%	76092	-242	-0.3%	-165725	-8011	-4.6%	317909	-8495	-2.6%	1.0734	1.0708
2023/05/23	250070	-8666	-3.3%	76334	4687	6.5%	-173736	-13353	-7.1%	326404	-3979	-1.2%	1.0773	1.0730
2023/05/16	258736	-1599	-0.6%	71647	-9266	-11.5%	-187089	7667	4.3%	330383	-10865	-3.2%	1.0862	1.0807
2023/05/09	260335	13503	5.5%	80913	7570	10.3%	-179422	5933	3.4%	341248	21073	6.6%	1.0964	1.0852
2023/05/02	246832	3316	1.4%	73343	-773	-1.0%	-173489	4089	2.4%	320175	2543	0.8%	1.1002	1.1018
2023/04/25	243516	1147	0.5%	74116	-3892	-5.0%	-169400	5039	3.1%	317632	-2745	-0.9%	1.0975	1.1020
2023/04/18	242369	-1811	-0.7%	78008	-2834	-3.5%	-164361	1023	0.6%	320377	-4645	-1.4%	1.0973	1.0990
2023/04/11	244180	18764	8.3%	80842	-1181	-1.4%	-163338	19945	13.9%	325022	17583	5.7%	1.0912	1.0997
2023/04/04	225416	2498	1.1%	82023	4130	5.3%	-143393	-1632	-1.1%	307439	6628	2.2%	1.0955	1.0907
2023/03/28	222918	7093	3.3%	77893	6910	9.7%	-145025	183	0.1%	300811	14003	4.9%	1.0842	1.0846
2023/03/21	215825	-6488	-2.9%	70983	-11374	-13.8%	-144842	4886	3.5%	286808	-17862	-5.9%	1.0770	1.0760
2023/03/14	222313	-11567	-4.9%	82357	-3075	-3.6%	-139956	-8492	-5.7%	304670	-14642	-4.6%	1.0733	1.0666
2023/03/07	233880	-6886	-2.9%	85432	6865	8.7%	-148448	-13751	-8.5%	319312	-21	0.0%	1.0552	1.0637
2023/02/28	240766	4352	1.8%	78567	7221	10.1%	-162199	-2869	-1.7%	319333	11573	3.8%	1.0580	1.0635
2023/02/21	236414	-160	-0.1%	71346	-1322	-1.8%	-165068	1162	0.7%	307760	-1482	-0.5%	1.0649	1.0547
2023/02/14	236574	-1764	-0.7%	72668	-632	-0.9%	-163906	-1132	-0.7%	309242	-2396	-0.8%	1.0735	1.0695
2023/02/07	238338	-8417	-3.4%	73300	-22946	-23.8%	-165038	14529	9.7%	311638	-31363	-9.1%	1.0730	1.0679
2023/01/31	246755	9012	3.8%	96246	-7148	-6.9%	-150509	16160	12.0%	343001	1864	0.5%	1.0862	1.0794
2023/01/24	237743	9464	4.1%	103394	2099	2.1%	-134349	7365	5.8%	341137	11563	3.5%	1.0887	1.0866
2023/01/17	228279	-10344	-4.3%	101295	-2346	-2.3%	-126984	-7998	-5.9%	329574	-12690	-3.7%	1.0792	1.0857
2023/01/10	238623	16080	7.2%	103641	11013	11.9%	-134982	5067	3.9%	342264	27093	8.6%	1.0737	1.0832
2023/01/03	222543	-29344	-11.6%	92628	-13097	-12.4%	-129915	-16247	-11.1%	315171	-42441	####	1.0548	1.0646
2022/12/27	251887	2738	1.1%	105725	-1152	-1.1%	-146162	3890	2.7%	357612	1586	0.4%	1.0641	1.0705
2022/12/20	249149	12734	5.4%	106877	-4823	-4.3%	-142272	17557	14.1%	356026	7911	2.3%	1.0625	1.0617
2022/12/13	236415			111700			-124715			348115			1.0633	1.0593

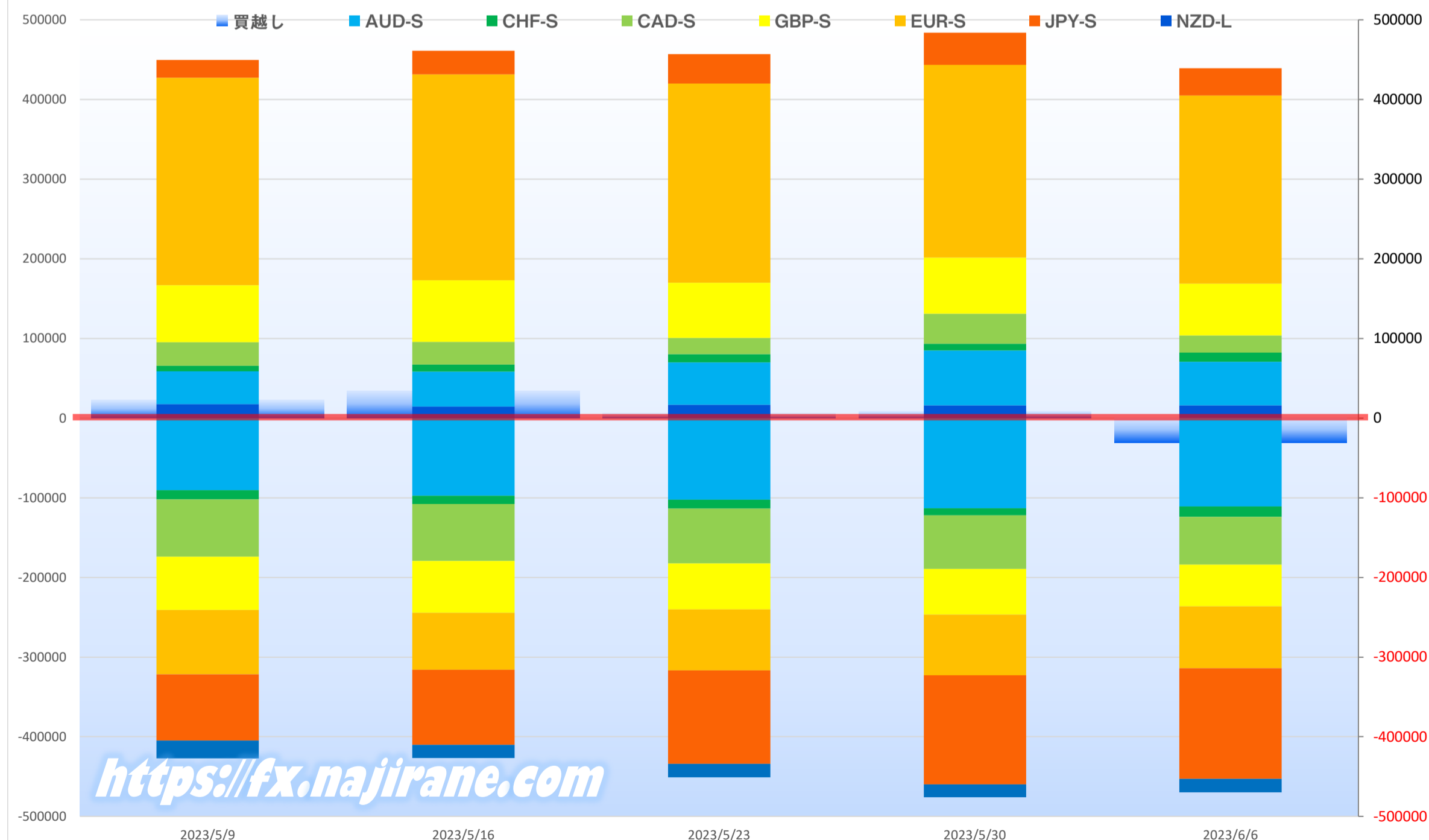
**EURO FX - CHICAGO MERCANTILE EXCHANGE
FUTURES ONLY POSITIONS**

売越し Long Short 火曜終値 金曜終値



	2023/05/09			2023/05/16			2023/05/23			2023/05/30			2023/06/06		
	Long	Short	売り越し	Long	Short	売り越し	Long	Short	売り越し	Long	Short	売り越し	Long	Short	売り越し
JPY	22229	83244	61015	29494	94285	64791	36760	117420	80660	40736	136929	96193	34151	138968	104817
	前週比 枚数増減 (枚)			7265	11041	3776	7266	23135	15869	3976	19509	15533	-6585	2039	8624
	前週比 枚数増減 (%)			32.7%	13.3%	6.2%	24.6%	24.5%	24.5%	10.8%	16.6%	19.3%	-16.2%	1.5%	9.0%
EUR	260335	80913	-179422	258736	71647	-187089	250070	76334	-173736	241817	76092	-165725	236060	77639	-158421
	前週比 枚数増減 (枚)			-1599	-9266	7667	-8666	4687	-13353	-8253	-242	-8011	-5757	1547	-7304
	前週比 枚数増減 (%)			-0.6%	-11.5%	4.3%	-3.3%	6.5%	-7.1%	-3.3%	-0.3%	-4.6%	-2.4%	2.0%	-4.4%
GBP	71561	67033	-4528	77388	64795	-12593	69203	57614	-11589	70320	57085	-13235	65063	52579	-12484
	前週比 枚数増減 (枚)			5827	-2238	8065	-8185	-7181	-1004	1117	-529	1646	-5257	-4506	-751
	前週比 枚数増減 (%)			8.1%	-3.3%	178.1%	-10.6%	-11.1%	-8.0%	1.6%	-0.9%	14.2%	-7.5%	-7.9%	-5.7%
AUD	41225	90418	49193	43903	97497	53594	53419	102500	49081	68969	113095	44126	54501	110969	56468
	前週比 枚数増減 (枚)			2678	7079	4401	9516	5003	-4513	15550	10595	-4955	-14468	-2126	12342
	前週比 枚数増減 (%)			6.5%	7.8%	8.9%	21.7%	5.1%	-8.4%	29.1%	10.3%	-10.1%	-21.0%	-1.9%	28.0%
CAD	29609	71872	42263	28514	71504	42990	20388	68914	48526	37619	67533	29914	21709	60038	38329
	前週比 枚数増減 (枚)			-1095	-368	727	-8126	-2590	5536	17231	-1381	-18612	-15910	-7495	8415
	前週比 枚数増減 (%)			-3.7%	-0.5%	1.7%	-28.5%	-3.6%	12.9%	84.5%	-2.0%	-38.4%	-42.3%	-11.1%	28.1%
CHF	7056	11523	4467	8561	10420	1859	10267	11170	903	8482	8917	435	11579	12893	1314
	前週比 枚数増減 (枚)			1505	-1103	-2608	1706	750	-956	-1785	-2253	-468	3097	3976	879
	前週比 枚数増減 (%)			21.3%	-9.6%	-58.4%	19.9%	7.2%	-51.4%	-17.4%	-20.2%	-51.8%	36.5%	44.6%	202.1%
NZD	17461	22042	4581	14610	16685	2075	16648	17011	363	16081	16211	130	16109	16812	703
	前週比 枚数増減 (枚)			-2851	-5357	-2506	2038	326	-1712	-567	-800	-233	28	601	573
	前週比 枚数増減 (%)			-16.3%	-24.3%	-54.7%	13.9%	2.0%	-82.5%	-3.4%	-4.7%	-64.2%	0.2%	3.7%	440.8%
MXN	127763	57731	-70032	133268	59633	-73635	118579	41636	-76943	115535	37530	-78005	123447	41777	-81670
	前週比 枚数増減 (枚)			5505	1902	3603	-14689	-17997	3308	-3044	-4106	1062	7912	4247	3665
	前週比 枚数増減 (%)			4.3%	3.3%	5.1%	-11.0%	-30.2%	4.5%	-2.6%	-9.9%	1.4%	6.8%	11.3%	4.7%
Total All 8	577239	484776	-92463	594474	486466	-108008	575334	492599	-82735	599559	513392	-86167	562619	511675	-50944
	前週比 枚数増減 (枚)			17235	1690	15545	-19140	6133	-25273	24225	20793	3432	-36940	-1717	-35223
	前週比 枚数増減 (%)			3.0%	0.3%	16.8%	-3.2%	1.3%	-23.4%	4.2%	4.2%	4.1%	-6.2%	-0.3%	-40.9%
Total 7 (MXN除く)	449476	427045	-22431	461206	426833	-34373	456755	450963	-5792	484024	475862	-8162	439172	469898	30726
	前週比 枚数増減 (枚)			11730	-212	11942	-4451	24130	-28581	27269	24899	2370	-44852	-5964	38888
	前週比 枚数増減 (%)			2.6%	0.0%	53.2%	-1.0%	5.7%	-83.1%	6.0%	5.5%	40.9%	-9.3%	-1.3%	476.5%

直近5週 CFTC IMM主要7通貨の売買構成

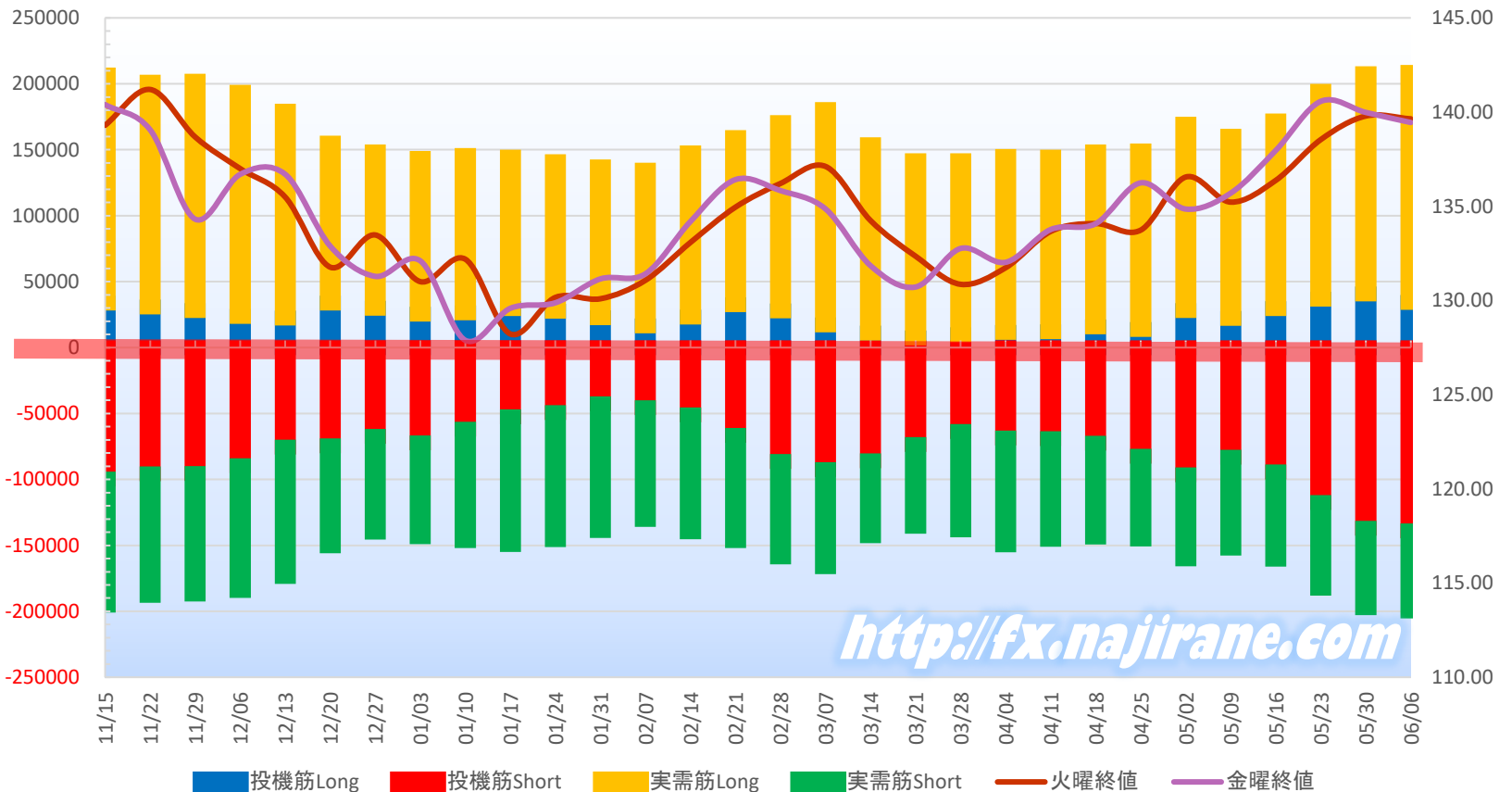


JAPANESE YEN - CHICAGO MERCANTILE EXCHANGE
FUTURES ONLY POSITIONS

Code-097741
2023/06/23 公表値

Date	投機筋集計				実需筋集計				投機筋+実需筋合計				ドル円終値	
	円買い	円売り	売り越し	売買計	円買い	円売り	売り越し	売買計	円買い	円売り	売り越し	売買計	火曜締め	金曜締め
2023/06/06	34151	138968	104817	173119	174461	60725	-113736	235186	208612	199693	-8919	408305	139.64	139.45
2023/05/30	40736	136929	96193	177665	166931	60419	-106512	227350	207667	197348	-10319	405015	139.79	139.98
2023/05/23	36760	117420	80660	154180	157498	65120	-92378	222618	194258	182540	-11718	376798	138.54	140.57
2023/05/16	29494	94285	64791	123779	142392	66255	-76137	208647	171886	160540	-11346	332426	136.38	137.97
2023/05/09	22229	83244	61015	105473	137992	68830	-69162	206822	160221	152074	-8147	312295	135.22	135.70
2023/05/02	28088	96412	68324	124500	141332	63811	-77521	205143	169420	160223	-9197	329643	136.55	134.85
2023/04/25	13680	82424	68744	96104	135330	62705	-72625	198035	149010	145129	-3881	294139	133.73	136.24
2023/04/18	15661	72530	56869	88191	132747	71102	-61645	203849	148408	143632	-4776	292040	134.08	134.08
2023/04/11	11933	69140	57207	81073	132604	76255	-56349	208859	144537	145395	858	289932	133.67	133.76
2023/04/04	11523	68559	57036	80082	133327	81061	-52266	214388	144850	149620	4770	294470	131.74	132.03
2023/03/28	9717	63692	53975	73409	132070	74508	-57562	206578	141787	138200	-3587	279987	130.86	132.76
2023/03/21	7255	73600	66345	80855	134389	61905	-72484	196294	141644	135505	-6139	277149	132.35	130.71
2023/03/14	11048	85842	74794	96890	142857	56863	-85994	199720	153905	142705	-11200	296610	134.24	131.85
2023/03/07	17141	92444	75303	109585	163246	73643	-89603	236889	180387	166087	-14300	346474	137.12	134.86
2023/02/28	27703	86381	58678	114084	142893	72372	-70521	215265	170596	158753	-11843	329349	136.21	135.83
2023/02/21	32486	66515	34029	99001	126777	79888	-46889	206665	159263	146403	-12860	305666	134.95	136.42
2023/02/14	23079	50922	27843	74001	124522	88753	-35769	213275	147601	139675	-7926	287276	133.08	134.19
2023/02/07	16556	45645	29089	62201	118080	84734	-33346	202814	134636	130379	-4257	265015	131.07	131.41
2023/01/31	22550	42610	20060	65160	114423	96244	-18179	210667	136973	138854	1881	275827	130.09	131.14
2023/01/24	27620	49255	21635	76875	113437	96292	-17145	209729	141057	145547	4490	286604	130.16	129.88
2023/01/17	29458	52419	22961	81877	114907	96823	-18084	211730	144365	149242	4877	293607	128.22	129.58
2023/01/10	26395	61772	35377	88167	119166	84678	-34488	203844	145561	146450	889	292011	132.19	127.88
2023/01/03	25377	72241	46864	97618	117959	71186	-46773	189145	143336	143427	91	286763	131.00	132.10
2022/12/27	29685	67415	37730	97100	118599	72598	-46001	191197	148284	140013	-8271	288297	133.48	131.28
2022/12/20	33686	74567	40881	108253	121482	75759	-45723	197241	155168	150326	-4842	305494	131.77	132.88
2022/12/13	22290	75478	53188	97768	157021	97992	-59029	255013	179311	173470	-5841	352781	135.49	136.70
2022/12/06	23589	89585	65996	113174	169918	94716	-75202	264634	193507	184301	-9206	377808	137.00	136.70
2022/11/29	28125	95519	67394	123644	173959	91290	-82669	265249	202084	186809	-15275	388893	138.68	134.32
2022/11/22	30800	95650	64850	126450	170350	92244	-78106	262594	201150	187894	-13256	389044	141.20	139.06
2022/11/15	33797	99639	65842	133436	172905	95692	-77213	268597	206702	195331	-11371	402033	139.30	140.40

JAPANESE YEN - CHICAGO MERCANTILE EXCHANGE
FUTURES ONLY POSITIONS Cord-097741

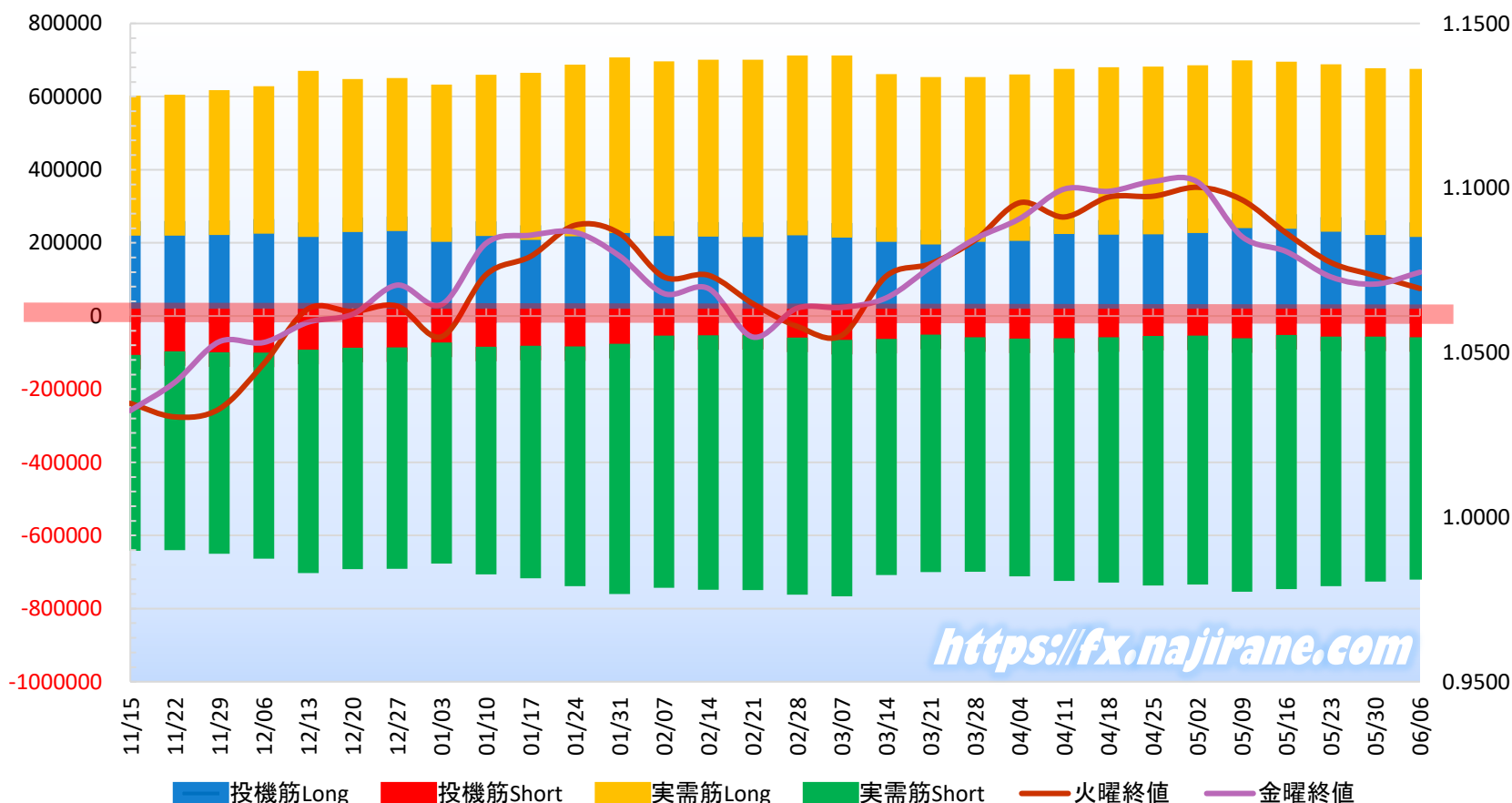


**EURO FX - CHICAGO MERCANTILE EXCHANGE
FUTURES ONLY POSITIONS**

**Code-099741
2023/06/23 公表値**

Date	投機筋集計				実需筋集計				投機筋+実需筋合計				ユーロドル終値	
	EUR買い	EUR売り	売り越し	売買計	EUR買い	EUR売り	売り越し	売買計	EUR買い	EUR売り	売り越し	売買計	火曜締め	金曜締め
2023/06/06	236060	77639	-158421	313699	419532	623448	203916	1042980	655592	701087	45495	1356679	1.0695	1.0744
2023/05/30	241817	76092	-165725	317909	415872	629887	214015	1045759	657689	705979	48290	1363668	1.0734	1.0708
2023/05/23	250070	76334	-173736	326404	418071	642266	224195	1060337	668141	718600	50459	1386741	1.0773	1.0730
2023/05/16	258736	71647	-187089	330383	416383	654716	238333	1071099	675119	726363	51244	1401482	1.0862	1.0807
2023/05/09	260335	80913	-179422	341248	418410	652670	234260	1071080	678745	733583	54838	1412328	1.0964	1.0852
2023/05/02	246832	73343	-173489	320175	418940	640643	221703	1059583	665772	713986	48214	1379758	1.1002	1.1018
2023/04/25	243516	74116	-169400	317632	418842	643279	224437	1062121	662358	717395	55037	1379753	1.0975	1.1020
2023/04/18	242369	78008	-164361	320377	417586	630871	213285	1048457	659955	708879	48924	1368834	1.0973	1.0990
2023/04/11	244180	80842	-163338	325022	411456	623521	212065	1034977	655636	704363	48727	1359999	1.0912	1.0997
2023/04/04	225416	82023	-143393	307439	415104	609891	194787	1024995	640520	691914	51394	1332434	1.0955	1.0907
2023/03/28	222918	77893	-145025	300811	410545	601793	191248	1012338	633463	679686	46223	1313149	1.0842	1.0846
2023/03/21	215825	70983	-144842	286808	417802	608973	191171	1026775	633627	679956	46329	1313583	1.0770	1.0760
2023/03/14	222313	82357	-139956	304670	418829	605698	186869	1024527	641142	688055	46913	1329197	1.0733	1.0666
2023/03/07	233880	85432	-148448	319312	458256	660884	202628	1119140	692136	746316	54180	1438452	1.0552	1.0637
2023/02/28	240766	78567	-162199	319333	451634	663537	211903	1115171	692400	742104	49704	1434504	1.0580	1.0635
2023/02/21	236414	71346	-165068	307760	444658	658476	213818	1103134	681072	729822	48750	1410894	1.0649	1.0547
2023/02/14	236574	72668	-163906	309242	444388	656178	211790	1100566	680962	728846	47884	1409808	1.0735	1.0695
2023/02/07	238338	73300	-165038	311638	438393	650139	211746	1088532	676731	723439	46708	1400170	1.0730	1.0679
2023/01/31	246755	96246	-150509	343001	440756	644345	203589	1085101	687511	740591	53080	1428102	1.0862	1.0794
2023/01/24	237743	103394	-134349	341137	429253	615703	186450	1044956	666996	719097	52101	1386093	1.0887	1.0866
2023/01/17	228279	101295	-126984	329574	416510	595584	179074	1012094	644789	696879	52090	1341668	1.0792	1.0857
2023/01/10	238623	103641	-134982	342264	400775	582985	182210	983760	639398	686626	47228	1326024	1.0737	1.0832
2023/01/03	222543	92628	-129915	315171	389861	563942	174081	953803	612404	656570	44166	1268974	1.0548	1.0646
2022/12/27	251887	105725	-146162	357612	379076	565896	186820	944972	630963	671621	40658	1302584	1.0641	1.0705
2022/12/20	249149	106877	-142272	356026	379011	565025	186014	944036	628160	671902	43742	1300062	1.0625	1.0617
2022/12/13	236415	111700	-124715	348115	414090	571467	157377	985557	650505	683167	32662	1333672	1.0633	1.0593
2022/12/06	245063	120180	-124883	365243	363169	523174	160005	886343	608232	643354	35122	1251586	1.0466	1.0531
2022/11/29	241122	118875	-122247	359997	356905	511490	154585	868395	598027	630365	32338	1228392	1.0329	1.0533
2022/11/22	239598	116486	-123112	356084	345848	503792	157944	849640	585446	620278	34832	1205724	1.0305	1.0410
2022/11/15	239369	126703	-112666	366072	343388	494961	151573	838349	582757	621664	38907	1204421	1.0346	1.0324

**EURO FX - CHICAGO MERCANTILE EXCHANGE
FUTURES ONLY POSITIONS Code-099741**



過去5日及び過去4週の4本値と各種ピボット

2023/06/05 ~ 2023/06/09

USD/JPY table with columns for Demark, Pivot, and Fibonacci Zone. Includes daily price data and pivot points for the period 2023/06/05 to 2023/06/09.

EUR/JPY table with columns for Demark, Pivot, and Fibonacci Zone. Includes daily price data and pivot points for the period 2023/06/05 to 2023/06/09.

EUR/USD table with columns for Demark, Pivot, and Fibonacci Zone. Includes daily price data and pivot points for the period 2023/06/05 to 2023/06/09.

GBP/JPY table with columns for Demark, Pivot, and Fibonacci Zone. Includes daily price data and pivot points for the period 2023/06/05 to 2023/06/09.

GBP/USD table with columns for Demark, Pivot, and Fibonacci Zone. Includes daily price data and pivot points for the period 2023/06/05 to 2023/06/09.

IMM扱い8通貨/ダウ/日経/金/オイル/主要クロス円の過去5日及び過去5週の4本値

AUDUSD 5					CADUSD 5					CHFUSD 5				
Date	Open	High	Low	Close	Date	Open	High	Low	Close	Date	Open	High	Low	Close
2023/06/09	0.6714	0.6751	0.6693	0.6740	2023/06/09	0.7486	0.7511	0.7479	0.7493	2023/06/09	1.1125	1.1130	1.1063	1.1065
2023/06/08	0.6655	0.6718	0.6652	0.6713	2023/06/08	0.7478	0.7499	0.7470	0.7486	2023/06/08	1.0991	1.1126	1.0979	1.1125
2023/06/07	0.6670	0.6717	0.6642	0.6654	2023/06/07	0.7462	0.7506	0.7448	0.7477	2023/06/07	1.1018	1.1058	1.0981	1.0990
2023/06/06	0.6618	0.6684	0.6610	0.6670	2023/06/06	0.7439	0.7468	0.7434	0.7462	2023/06/06	1.1039	1.1069	1.0991	1.1016
2023/06/05	0.6601	0.6637	0.6580	0.6618	2023/06/05	0.7447	0.7453	0.7429	0.7439	2023/06/05	1.1002	1.1047	1.0966	1.1038

CNYUSD 5					EURUSD 5					GBPUSD 5				
Date	Open	High	Low	Close	Date	Open	High	Low	Close	Date	Open	High	Low	Close
2023/06/09	0.1404	0.1405	0.1400	0.1400	2023/06/09	1.0782	1.0785	1.0743	1.0744	2023/06/09	1.2559	1.2590	1.2535	1.2577
2023/06/08	0.1399	0.1401	0.1398	0.1400	2023/06/08	1.0699	1.0787	1.0697	1.0783	2023/06/08	1.2441	1.2561	1.2437	1.2558
2023/06/07	0.1404	0.1406	0.1400	0.1403	2023/06/07	1.0695	1.0740	1.0669	1.0699	2023/06/07	1.2421	1.2500	1.2395	1.2439
2023/06/06	0.1404	0.1407	0.1401	0.1402	2023/06/06	1.0714	1.0733	1.0667	1.0695	2023/06/06	1.2434	1.2459	1.2392	1.2421
2023/06/05	0.1405	0.1408	0.1401	0.1402	2023/06/05	1.0708	1.0722	1.0675	1.0713	2023/06/05	1.2449	1.2451	1.2369	1.2434

JPYUSD 5					MXNUSD 5					NZDUSD 5				
Date	Open	High	Low	Close	Date	Open	High	Low	Close	Date	Open	High	Low	Close
2023/06/09	0.0072	0.0072	0.0072	0.0072	2023/06/09	0.0575	0.0579	0.0575	0.0579	2023/06/09	0.6093	0.6139	0.6085	0.6125
2023/06/08	0.0071	0.0072	0.0071	0.0072	2023/06/08	0.0576	0.0577	0.0573	0.0576	2023/06/08	0.6039	0.6099	0.6032	0.6093
2023/06/07	0.0072	0.0072	0.0071	0.0071	2023/06/07	0.0575	0.0578	0.0575	0.0576	2023/06/07	0.6077	0.6097	0.6032	0.6039
2023/06/06	0.0072	0.0072	0.0071	0.0072	2023/06/06	0.0572	0.0576	0.0571	0.0575	2023/06/06	0.6073	0.6100	0.6046	0.6077
2023/06/05	0.0071	0.0072	0.0071	0.0072	2023/06/05	0.0570	0.0573	0.0568	0.0572	2023/06/05	0.6056	0.6085	0.6041	0.6073

Nikkei 225 -Japan (NKX) 5					
Date	Open	High	Low	Close	出来高
2023/06/09	31927.38	32304.04	31898.75	32265.17	231.38
2023/06/08	31877.79	32035.95	31420.45	31641.27	227.79
2023/06/07	32618.78	32708.53	31913.74	31913.74	227.74
2023/06/06	31988.37	32534.47	31933.87	32506.78	232.79
2023/06/05	31864.12	32217.43	31798.72	32217.43	230.86
週4本値	31864.12	32708.53	31420.45	32265.17	231.38

(ドル建て終値) (ドル建て出来高) (N225銘柄計) (東証一部全体計)

XAUUSD 5					
Date	Open	High	Low	Close	出来高
2023/06/09	1965.83	1972.84	1957.01	1960.04	
2023/06/08	1940.14	1970.20	1939.88	1965.70	
2023/06/07	1963.63	1970.06	1939.99	1940.01	
2023/06/06	1961.76	1966.35	1954.55	1963.36	
2023/06/05	1947.05	1964.02	1938.22	1961.89	
週4本値	1947.05	1972.84	1938.22	1960.04	

Dow Jones Industrial - USA (DJIA) 5					
Date	Open	High	Low	Close	出来高
2023/06/09	33852.44	33975.32	33787.16	33876.78	262310000
2023/06/08	33656.98	33873.81	33630.04	33833.61	269160000
2023/06/07	33562.47	33708.78	33546.11	33665.02	347400000
2023/06/06	33547.67	33631.25	33399.69	33573.28	294070000
2023/06/05	33771.13	33804.22	33552.79	33562.86	367170000
週4本値	33771.13	33975.32	33399.69	33876.78	

Historical Data by

 Arrangement by
<https://fx.najirane.com>

Crude Light Oil 5					
Date	Open	High	Low	Close	出来高
2023/06/09	70.94	71.77	70.10	70.17	485396
2023/06/08	72.47	73.28	69.03	71.29	485396
2023/06/07	71.56	73.19	71.01	72.53	299127
2023/06/06	71.99	72.33	70.13	71.74	314962
2023/06/05	75.03	75.06	71.73	72.15	383943
週4本値	75.03	75.06	69.03	70.17	

USDJPY 5					EURJPY 5					GBPJPY 5				
日付	始値	高値	安値	終値	日付	始値	高値	安値	終値	日付	始値	高値	安値	終値
2023/06/09	138.91	139.73	138.77	139.45	2023/06/09	149.77	150.44	149.65	149.82	2023/06/09	174.46	175.54	174.31	175.38
2023/06/08	140.13	140.22	138.81	138.90	2023/06/08	149.93	150.05	149.59	149.78	2023/06/08	174.34	174.52	173.91	174.44
2023/06/07	139.64	140.25	139.03	140.13	2023/06/07	149.34	150.02	148.64	149.92	2023/06/07	173.44	174.43	172.68	174.32
2023/06/06	139.56	139.99	139.10	139.64	2023/06/06	149.52	149.70	148.83	149.34	2023/06/06	173.53	173.77	172.68	173.45
2023/06/05	139.97	140.45	139.25	139.55	2023/06/05	149.88	150.20	149.25	149.50	2023/06/05	174.25	174.37	172.86	173.52

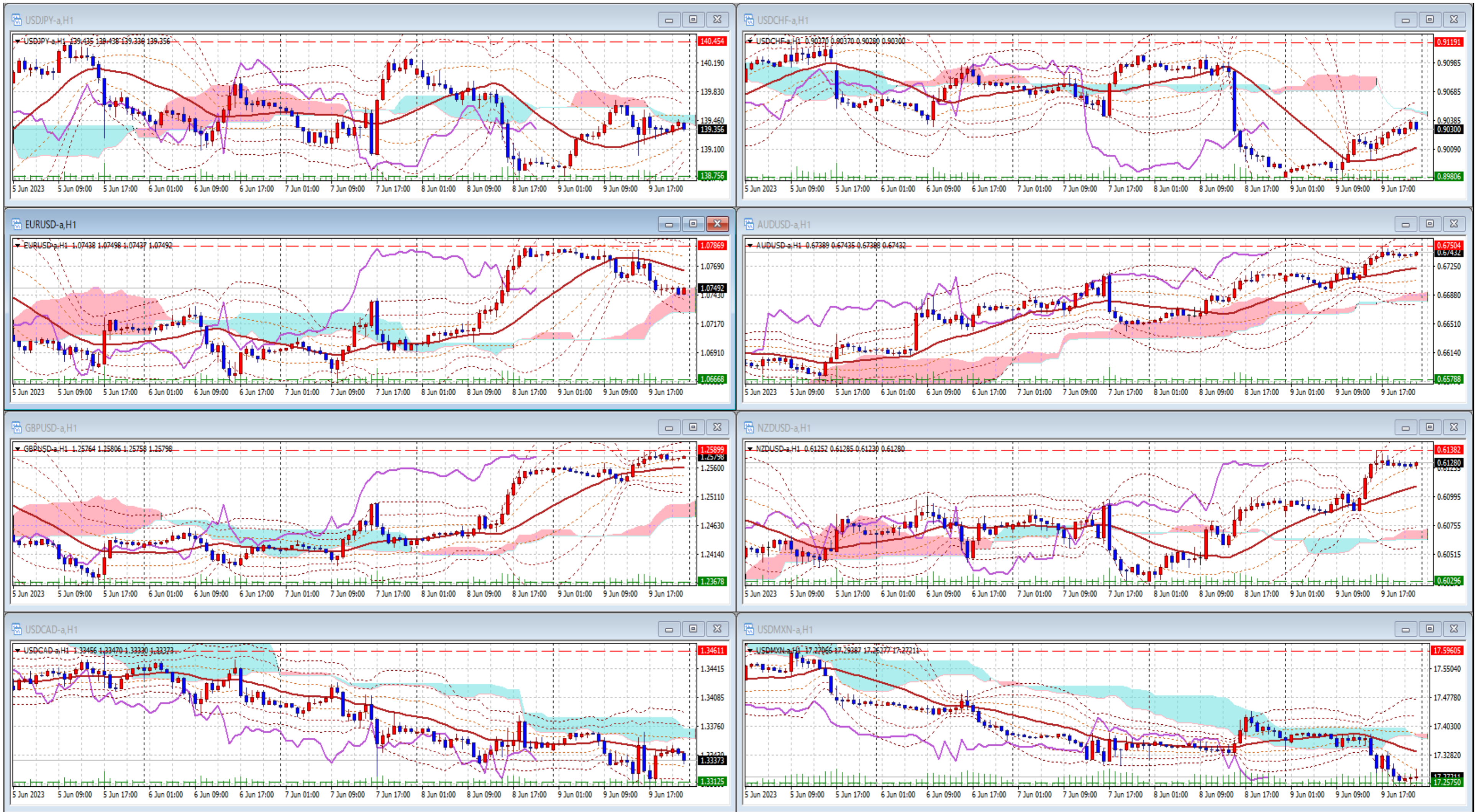
USDJPY Weekly 28					EURJPY Weekly 28					GBPJPY Weekly 28				
日付	始値	高値	安値	終値	日付	始値	高値	安値	終値	日付	始値	高値	安値	終値
2023/06/09	139.97	140.45	138.77	139.45	2023/06/09	149.88	150.44	148.64	149.82	2023/06/09	174.25	175.54	172.68	175.38
2023/06/02	140.68	140.93	138.46	139.98	2023/06/02	150.84	151.07	148.60	149.89	2023/06/02	173.71	174.68	172.53	174.28
2023/05/26	138.00	140.72	137.50	140.57	2023/05/26	149.14	150.94	148.84	150.83	2023/05/26	171.79	173.76	171.20	173.63
2023/05/19	135.76	138.75	135.69	137.97	2023/05/19	147.29	149.80	147.29	149.09	2023/05/19	169.00	172.50	169.00	171.76
2023/05/12	134.86	135.75	133.75	135.70	2023/05/12	148.67	149.26	146.14	147.26	2023/05/12	170.36	171.18	167.85	168.96

先週のIMM取り扱い対ドル8通貨チャート

2023/06/05 ~ 2023/06/09

※ 赤点線は週最高値/青天線は週最低値、BB中心線はSMA21

Chart by OANDA Japan MetaTrader4



Pivot Maker Ver 3.0 by FX_勝てば官軍?

<https://fx.najirane.com>