

JAPANESE YEN - CHICAGO MERCANTILE EXCHANGE

Code-097741

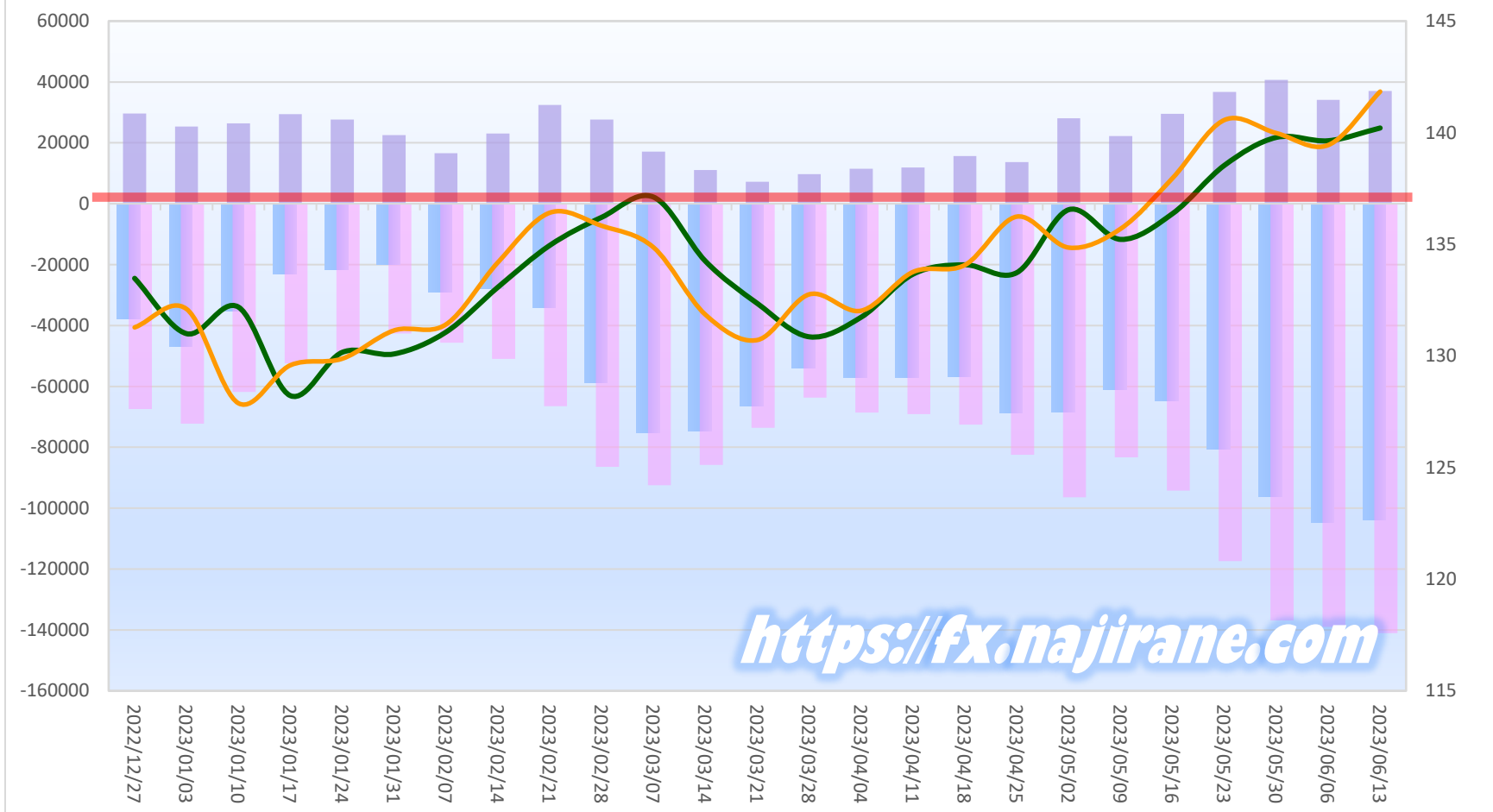
2022/12/20 ~ 2023/06/13

2023/06/30 NYクローズ時公表値

Report_Date	Non Commercial Positions												参考引け値	
	Long	増減	増減(%)	Short	増減	増減(%)	売り越し	増減	増減(%)	売買計	増減	増減(%)	6/13(火)	6/16(金)
2023/06/13	37088	2937	8.6%	141064	2096	1.5%	103976	-841	-0.8%	178152	5033	2.9%	140.21	141.84
2023/06/06	34151	-6585	-16.2%	138968	2039	1.5%	104817	8624	9.0%	173119	-4546	-2.6%	139.64	139.45
2023/05/30	40736	3976	10.8%	136929	19509	16.6%	96193	15533	19.3%	177665	23485	15.2%	139.79	139.98
2023/05/23	36760	7266	24.6%	117420	23135	24.5%	80660	15869	24.5%	154180	30401	24.6%	138.54	140.57
2023/05/16	29494	7265	32.7%	94285	11041	13.3%	64791	3776	6.2%	123779	18306	17.4%	136.38	137.97
2023/05/09	22229	-5859	-20.9%	83244	-13168	-13.7%	61015	-7309	-10.7%	105473	-19027	-15.3%	135.22	135.70
2023/05/02	28088	14408	105.3%	96412	13988	17.0%	68324	-420	-0.6%	124500	28396	29.5%	136.55	134.85
2023/04/25	13680	-1981	-12.6%	82424	9894	13.6%	68744	11875	20.9%	96104	7913	9.0%	133.73	136.24
2023/04/18	15661	3728	31.2%	72530	3390	4.9%	56869	-338	-0.6%	88191	7118	8.8%	134.08	134.08
2023/04/11	11933	410	3.6%	69140	581	0.8%	57207	171	0.3%	81073	991	1.2%	133.67	133.76
2023/04/04	11523	1806	18.6%	68559	4867	7.6%	57036	3061	5.7%	80082	6673	9.1%	131.74	132.03
2023/03/28	9717	2462	33.9%	63692	-9908	-13.5%	53975	-12370	-18.6%	73409	-7446	-9.2%	130.86	132.76
2023/03/21	7255	-3793	-34.3%	73600	-12242	-14.3%	66345	-8449	-11.3%	80855	-16035	-16.5%	132.35	130.71
2023/03/14	11048	-6093	-35.5%	85842	-6602	-7.1%	74794	-509	-0.7%	96890	-12695	-11.6%	134.24	131.85
2023/03/07	17141	-10562	-38.1%	92444	6063	7.0%	75303	16625	28.3%	109585	-4499	-3.9%	137.12	134.86
2023/02/28	27703	-4783	-14.7%	86381	19866	29.9%	58678	24649	72.4%	114084	15083	15.2%	136.21	135.83
2023/02/21	32486	9407	40.8%	66515	15593	30.6%	34029	6186	22.2%	99001	25000	33.8%	134.95	136.42
2023/02/14	23079	6523	39.4%	50922	5277	11.6%	27843	-1246	-4.3%	74001	11800	19.0%	133.08	134.19
2023/02/07	16556	-5994	-26.6%	45645	3035	7.1%	29089	9029	45.0%	62201	-2959	-4.5%	131.07	131.41
2023/01/31	22550	-5070	-18.4%	42610	-6645	-13.5%	20060	-1575	-7.3%	65160	-11715	-15.2%	130.09	131.14
2023/01/24	27620	-1838	-6.2%	49255	-3164	-6.0%	21635	-1326	-5.8%	76875	-5002	-6.1%	130.16	129.88
2023/01/17	29458	3063	11.6%	52419	-9353	-15.1%	22961	-12416	-35.1%	81877	-6290	-7.1%	128.22	129.58
2023/01/10	26395	1018	4.0%	61772	-10469	-14.5%	35377	-11487	-24.5%	88167	-9451	-9.7%	132.19	127.88
2023/01/03	25377	-4308	-14.5%	72241	4826	7.2%	46864	9134	24.2%	97618	518	0.5%	131.00	132.10
2022/12/27	29685	-4001	-11.9%	67415	-7152	-9.6%	37730	-3151	-7.7%	97100	-11153	-10.3%	133.48	131.28
2022/12/20	33686			74567			40881			108253			131.77	132.88

**JAPANESE YEN - CHICAGO MERCANTILE EXCHANGE
FUTURES ONLY POSITIONS**

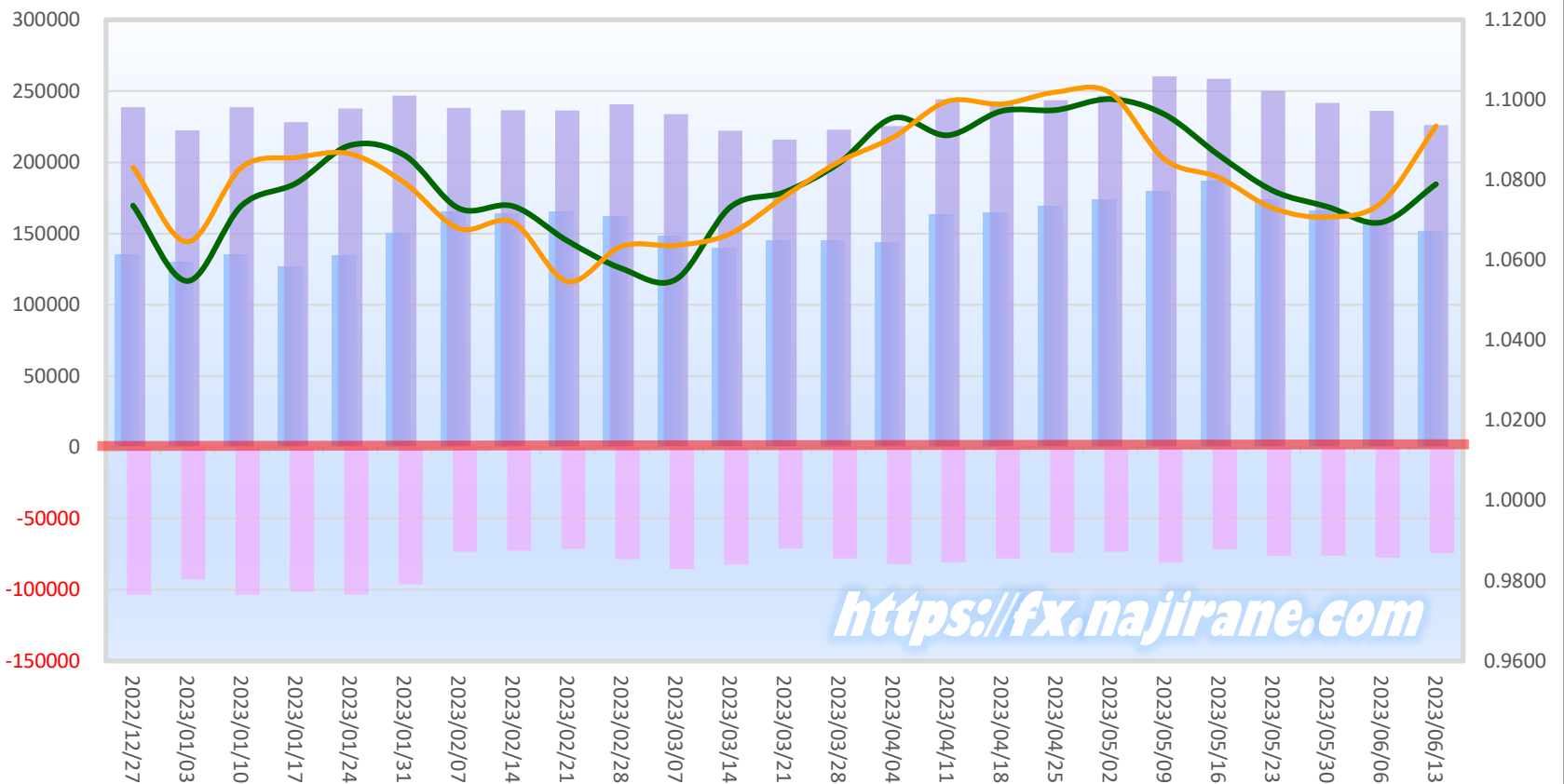
売越し Long Short 火曜終値 金曜終値



Report_Date	Non Commercial Positions											参考引け値		
	Long	増減		Short	増減		売り越し	増減		売買計	増減		6/13(火)	6/16(金)
2023/06/13	226138	-9922	-4.2%	74316	-3323	-4.3%	-151822	-6599	-4.2%	300454	-13245	-4.2%	1.0790	1.0935
2023/06/06	236060	-5757	-2.4%	77639	1547	2.0%	-158421	-7304	-4.4%	313699	-4210	-1.3%	1.0695	1.0744
2023/05/30	241817	-8253	-3.3%	76092	-242	-0.3%	-165725	-8011	-4.6%	317909	-8495	-2.6%	1.0734	1.0708
2023/05/23	250070	-8666	-3.3%	76334	4687	6.5%	-173736	-13353	-7.1%	326404	-3979	-1.2%	1.0773	1.0730
2023/05/16	258736	-1599	-0.6%	71647	-9266	-11.5%	-187089	7667	4.3%	330383	-10865	-3.2%	1.0862	1.0807
2023/05/09	260335	13503	5.5%	80913	7570	10.3%	-179422	5933	3.4%	341248	21073	6.6%	1.0964	1.0852
2023/05/02	246832	3316	1.4%	73343	-773	-1.0%	-173489	4089	2.4%	320175	2543	0.8%	1.1002	1.1018
2023/04/25	243516	1147	0.5%	74116	-3892	-5.0%	-169400	5039	3.1%	317632	-2745	-0.9%	1.0975	1.1020
2023/04/18	242369	-1811	-0.7%	78008	-2834	-3.5%	-164361	1023	0.6%	320377	-4645	-1.4%	1.0973	1.0990
2023/04/11	244180	18764	8.3%	80842	-1181	-1.4%	-163338	19945	13.9%	325022	17583	5.7%	1.0912	1.0997
2023/04/04	225416	2498	1.1%	82023	4130	5.3%	-143393	-1632	-1.1%	307439	6628	2.2%	1.0955	1.0907
2023/03/28	222918	7093	3.3%	77893	6910	9.7%	-145025	183	0.1%	300811	14003	4.9%	1.0842	1.0846
2023/03/21	215825	-6488	-2.9%	70983	-11374	-13.8%	-144842	4886	3.5%	286808	-17862	-5.9%	1.0770	1.0760
2023/03/14	222313	-11567	-4.9%	82357	-3075	-3.6%	-139956	-8492	-5.7%	304670	-14642	-4.6%	1.0733	1.0666
2023/03/07	233880	-6886	-2.9%	85432	6865	8.7%	-148448	-13751	-8.5%	319312	-21	0.0%	1.0552	1.0637
2023/02/28	240766	4352	1.8%	78567	7221	10.1%	-162199	-2869	-1.7%	319333	11573	3.8%	1.0580	1.0635
2023/02/21	236414	-160	-0.1%	71346	-1322	-1.8%	-165068	1162	0.7%	307760	-1482	-0.5%	1.0649	1.0547
2023/02/14	236574	-1764	-0.7%	72668	-632	-0.9%	-163906	-1132	-0.7%	309242	-2396	-0.8%	1.0735	1.0695
2023/02/07	238338	-8417	-3.4%	73300	-22946	-23.8%	-165038	14529	9.7%	311638	-31363	-9.1%	1.0730	1.0679
2023/01/31	246755	9012	3.8%	96246	-7148	-6.9%	-150509	16160	12.0%	343001	1864	0.5%	1.0862	1.0794
2023/01/24	237743	9464	4.1%	103394	2099	2.1%	-134349	7365	5.8%	341137	11563	3.5%	1.0887	1.0866
2023/01/17	228279	-10344	-4.3%	101295	-2346	-2.3%	-126984	-7998	-5.9%	329574	-12690	-3.7%	1.0792	1.0857
2023/01/10	238623	16080	7.2%	103641	11013	11.9%	-134982	5067	3.9%	342264	27093	8.6%	1.0737	1.0832
2023/01/03	222543	-29344	-11.6%	92628	-13097	-12.4%	-129915	-16247	-11.1%	315171	-42441	###	1.0548	1.0646
2022/12/27	251887	2738	1.1%	105725	-1152	-1.1%	-146162	3890	2.7%	357612	1586	0.4%	1.0641	1.0705
2022/12/20	249149			106877			-142272			356026			1.0625	1.0617

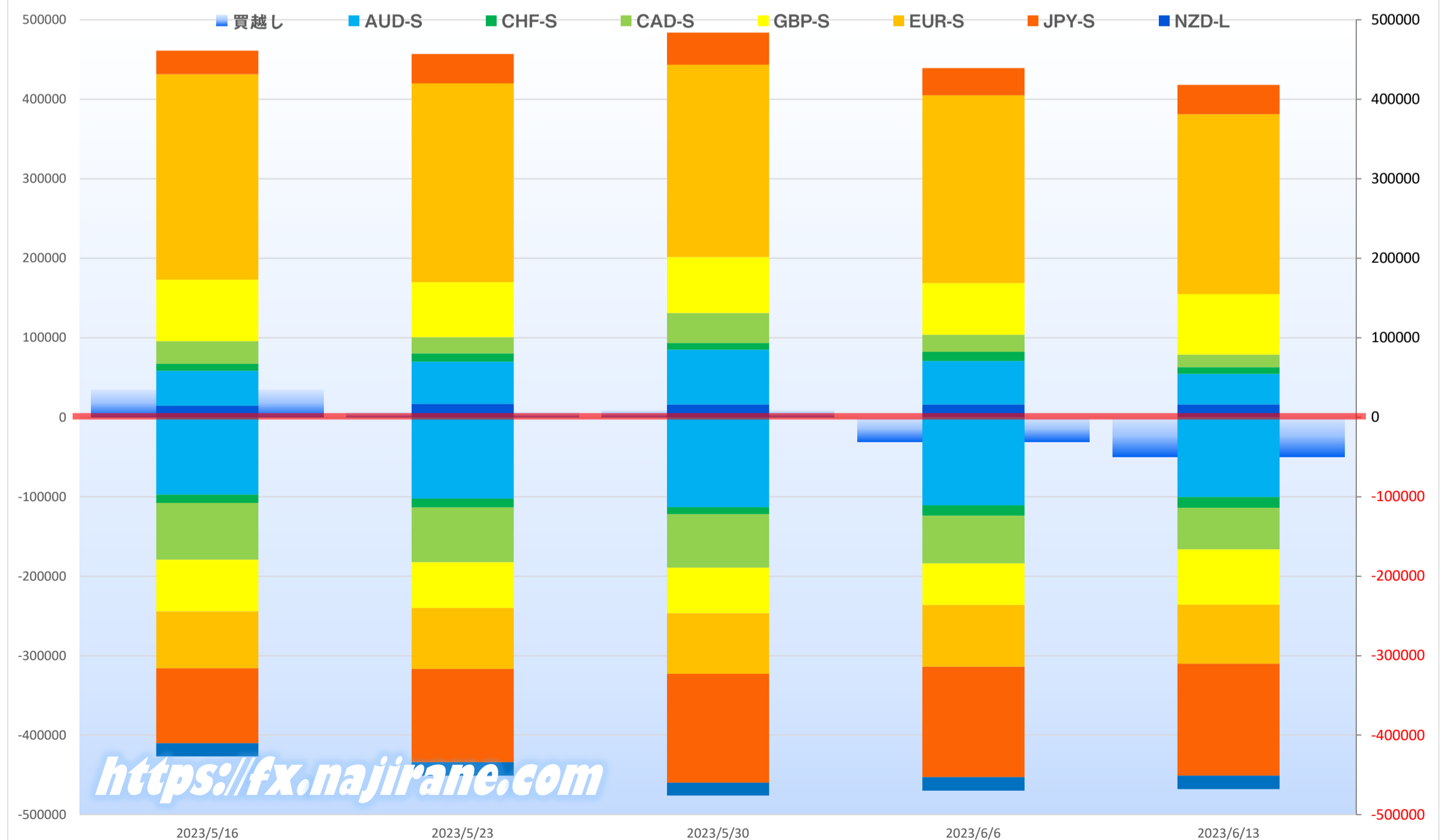
**EURO FX - CHICAGO MERCANTILE EXCHANGE
FUTURES ONLY POSITIONS**

売越し Long Short 火曜終値 金曜終値



	2023/05/16			2023/05/23			2023/05/30			2023/06/06			2023/06/13		
	Long	Short	売り越し	Long	Short	売り越し	Long	Short	売り越し	Long	Short	売り越し	Long	Short	売り越し
JPY	29494	94285	64791	36760	117420	80660	40736	136929	96193	34151	138968	104817	37088	141064	103976
	前週比 枚数増減 (枚)			7266	23135	15869	3976	19509	15533	-6585	2039	8624	2937	2096	-841
	前週比 枚数増減 (%)			24.6%	24.5%	24.5%	10.8%	16.6%	19.3%	-16.2%	1.5%	9.0%	8.6%	1.5%	-0.8%
EUR	258736	71647	-187089	250070	76334	-173736	241817	76092	-165725	236060	77639	-158421	226138	74316	-151822
	前週比 枚数増減 (枚)			-8666	4687	-13353	-8253	-242	-8011	-5757	1547	-7304	-9922	-3323	-6599
	前週比 枚数増減 (%)			-3.3%	6.5%	-7.1%	-3.3%	-0.3%	-4.6%	-2.4%	2.0%	-4.4%	-4.2%	-4.3%	-4.2%
GBP	77388	64795	-12593	69203	57614	-11589	70320	57085	-13235	65063	52579	-12484	76383	69648	-6735
	前週比 枚数増減 (枚)			-8185	-7181	-1004	1117	-529	1646	-5257	-4506	-751	11320	17069	-5749
	前週比 枚数増減 (%)			-10.6%	-11.1%	-8.0%	1.6%	-0.9%	14.2%	-7.5%	-7.9%	-5.7%	17.4%	32.5%	-46.1%
AUD	43903	97497	53594	53419	102500	49081	68969	113095	44126	54501	110969	56468	38758	100503	61745
	前週比 枚数増減 (枚)			9516	5003	-4513	15550	10595	-4955	-14468	-2126	12342	-15743	-10466	5277
	前週比 枚数増減 (%)			21.7%	5.1%	-8.4%	29.1%	10.3%	-10.1%	-21.0%	-1.9%	28.0%	-28.9%	-9.4%	9.3%
CAD	28514	71504	42990	20388	68914	48526	37619	67533	29914	21709	60038	38329	15536	52204	36668
	前週比 枚数増減 (枚)			-8126	-2590	5536	17231	-1381	-18612	-15910	-7495	8415	-6173	-7834	-1661
	前週比 枚数増減 (%)			-28.5%	-3.6%	12.9%	84.5%	-2.0%	-38.4%	-42.3%	-11.1%	28.1%	-28.4%	-13.0%	-4.3%
CHF	8561	10420	1859	10267	11170	903	8482	8917	435	11579	12893	1314	8386	13429	5043
	前週比 枚数増減 (枚)			1706	750	-956	-1785	-2253	-468	3097	3976	879	-3193	536	3729
	前週比 枚数増減 (%)			19.9%	7.2%	-51.4%	-17.4%	-20.2%	-51.8%	36.5%	44.6%	202.1%	-27.6%	4.2%	283.8%
NZD	14610	16685	2075	16648	17011	363	16081	16211	130	16109	16812	703	15943	16774	831
	前週比 枚数増減 (枚)			2038	326	-1712	-567	-800	-233	28	601	573	-166	-38	128
	前週比 枚数増減 (%)			13.9%	2.0%	-82.5%	-3.4%	-4.7%	-64.2%	0.2%	3.7%	440.8%	-1.0%	-0.2%	18.2%
MXN	133268	59633	-73635	118579	41636	-76943	115535	37530	-78005	123447	41777	-81670	131738	52903	-78835
	前週比 枚数増減 (枚)			-14689	-17997	3308	-3044	-4106	1062	7912	4247	3665	8291	11126	-2835
	前週比 枚数増減 (%)			-11.0%	-30.2%	4.5%	-2.6%	-9.9%	1.4%	6.8%	11.3%	4.7%	6.7%	26.6%	-3.5%
Total All 8	594474	486466	-108008	575334	492599	-82735	599559	513392	-86167	562619	511675	-50944	549970	520841	-29129
	前週比 枚数増減 (枚)			-19140	6133	-25273	24225	20793	3432	-36940	-1717	-35223	-12649	9166	-21815
	前週比 枚数増減 (%)			-3.2%	1.3%	-23.4%	4.2%	4.2%	4.1%	-6.2%	-0.3%	-40.9%	-2.2%	1.8%	-42.8%
Total 7 (MXN除く)	461206	426833	-34373	456755	450963	-5792	484024	475862	-8162	439172	469898	30726	418232	467938	49706
	前週比 枚数増減 (枚)			-4451	24130	-28581	27269	24899	2370	-44852	-5964	38888	-20940	-1960	18980
	前週比 枚数増減 (%)			-1.0%	5.7%	-83.1%	6.0%	5.5%	40.9%	-9.3%	-1.3%	476.5%	-4.8%	-0.4%	61.8%

直近5週 CFTC IMM主要7通貨の売買構成

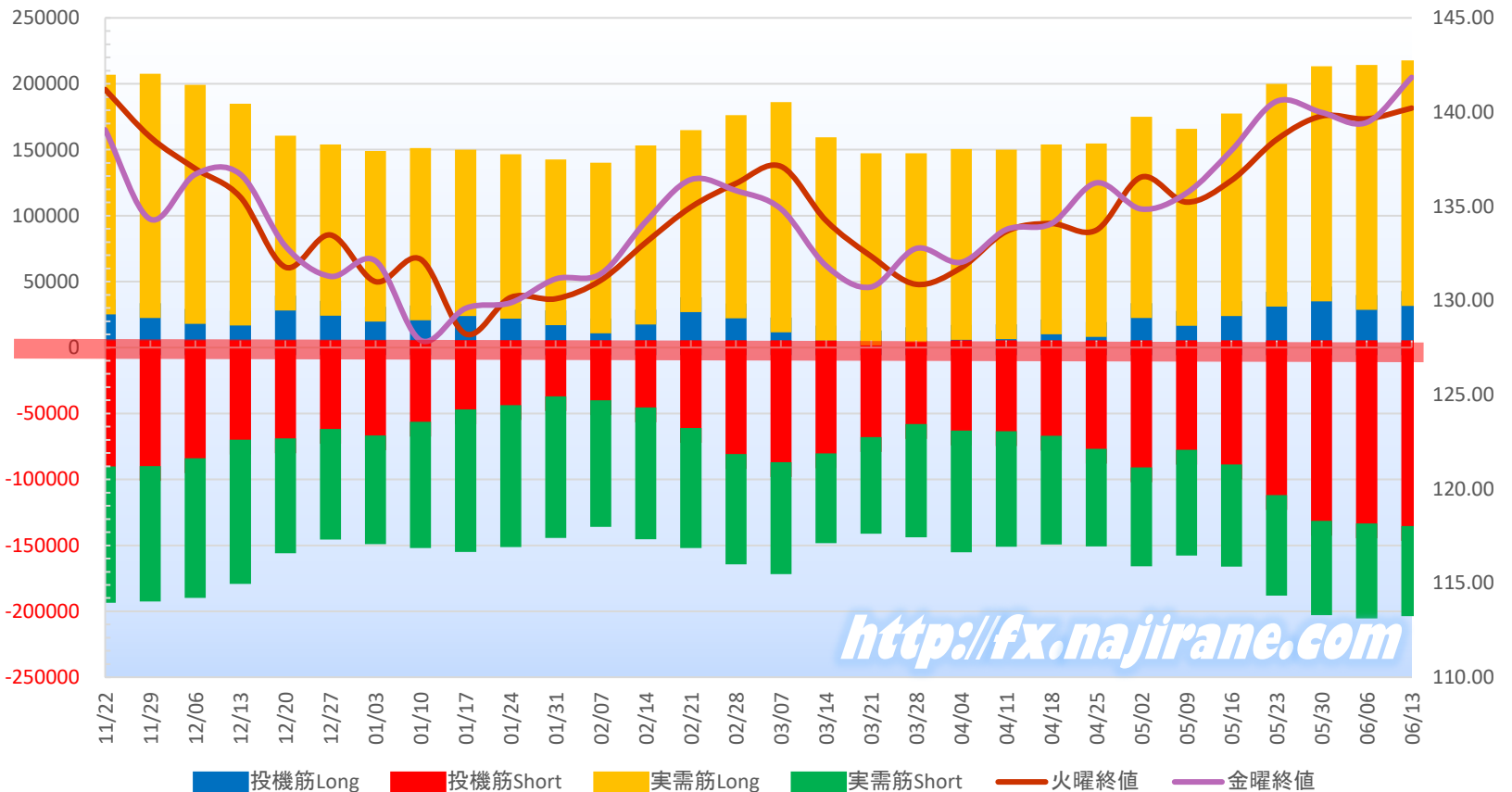


**JAPANESE YEN - CHICAGO MERCANTILE EXCHANGE
FUTURES ONLY POSITIONS**

Code-097741
2023/06/30 公表値

Date	投機筋集計				実需筋集計				投機筋+実需筋合計				ドル円終値	
	円買い	円売り	売り越し	売買計	円買い	円売り	売り越し	売買計	円買い	円売り	売り越し	売買計	火曜締め	金曜締め
2023/06/13	37088	141064	103976	178152	175067	56886	-118181	231953	212155	197950	-14205	410105	140.21	141.84
2023/06/06	34151	138968	104817	173119	174461	60725	-113736	235186	208612	199693	-8919	408305	139.64	139.45
2023/05/30	40736	136929	96193	177665	166931	60419	-106512	227350	207667	197348	-10319	405015	139.79	139.98
2023/05/23	36760	117420	80660	154180	157498	65120	-92378	222618	194258	182540	-11718	376798	138.54	140.57
2023/05/16	29494	94285	64791	123779	142392	66255	-76137	208647	171886	160540	-11346	332426	136.38	137.97
2023/05/09	22229	83244	61015	105473	137992	68830	-69162	206822	160221	152074	-8147	312295	135.22	135.70
2023/05/02	28088	96412	68324	124500	141332	63811	-77521	205143	169420	160223	-9197	329643	136.55	134.85
2023/04/25	13680	82424	68744	96104	135330	62705	-72625	198035	149010	145129	-3881	294139	133.73	136.24
2023/04/18	15661	72530	56869	88191	132747	71102	-61645	203849	148408	143632	-4776	292040	134.08	134.08
2023/04/11	11933	69140	57207	81073	132604	76255	-56349	208859	144537	145395	858	289932	133.67	133.76
2023/04/04	11523	68559	57036	80082	133327	81061	-52266	214388	144850	149620	4770	294470	131.74	132.03
2023/03/28	9717	63692	53975	73409	132070	74508	-57562	206578	141787	138200	-3587	279987	130.86	132.76
2023/03/21	7255	73600	66345	80855	134389	61905	-72484	196294	141644	135505	-6139	277149	132.35	130.71
2023/03/14	11048	85842	74794	96890	142857	56863	-85994	199720	153905	142705	-11200	296610	134.24	131.85
2023/03/07	17141	92444	75303	109585	163246	73643	-89603	236889	180387	166087	-14300	346474	137.12	134.86
2023/02/28	27703	86381	58678	114084	142893	72372	-70521	215265	170596	158753	-11843	329349	136.21	135.83
2023/02/21	32486	66515	34029	99001	126777	79888	-46889	206665	159263	146403	-12860	305666	134.95	136.42
2023/02/14	23079	50922	27843	74001	124522	88753	-35769	213275	147601	139675	-7926	287276	133.08	134.19
2023/02/07	16556	45645	29089	62201	118080	84734	-33346	202814	134636	130379	-4257	265015	131.07	131.41
2023/01/31	22550	42610	20060	65160	114423	96244	-18179	210667	136973	138854	1881	275827	130.09	131.14
2023/01/24	27620	49255	21635	76875	113437	96292	-17145	209729	141057	145547	4490	286604	130.16	129.88
2023/01/17	29458	52419	22961	81877	114907	96823	-18084	211730	144365	149242	4877	293607	128.22	129.58
2023/01/10	26395	61772	35377	88167	119166	84678	-34488	203844	145561	146450	889	292011	132.19	127.88
2023/01/03	25377	72241	46864	97618	117959	71186	-46773	189145	143336	143427	91	286763	131.00	132.10
2022/12/27	29685	67415	37730	97100	118599	72598	-46001	191197	148284	140013	-8271	288297	133.48	131.28
2022/12/20	33686	74567	40881	108253	121482	75759	-45723	197241	155168	150326	-4842	305494	131.77	132.88
2022/12/13	22290	75478	53188	97768	157021	97992	-59029	255013	179311	173470	-5841	352781	135.49	136.70
2022/12/06	23589	89585	65996	113174	169918	94716	-75202	264634	193507	184301	-9206	377808	137.00	136.70
2022/11/29	28125	95519	67394	123644	173959	91290	-82669	265249	202084	186809	-15275	388893	138.68	134.32
2022/11/22	30800	95650	64850	126450	170350	92244	-78106	262594	201150	187894	-13256	389044	141.20	139.06

**JAPANESE YEN - CHICAGO MERCANTILE EXCHANGE
FUTURES ONLY POSITIONS Cord-097741**

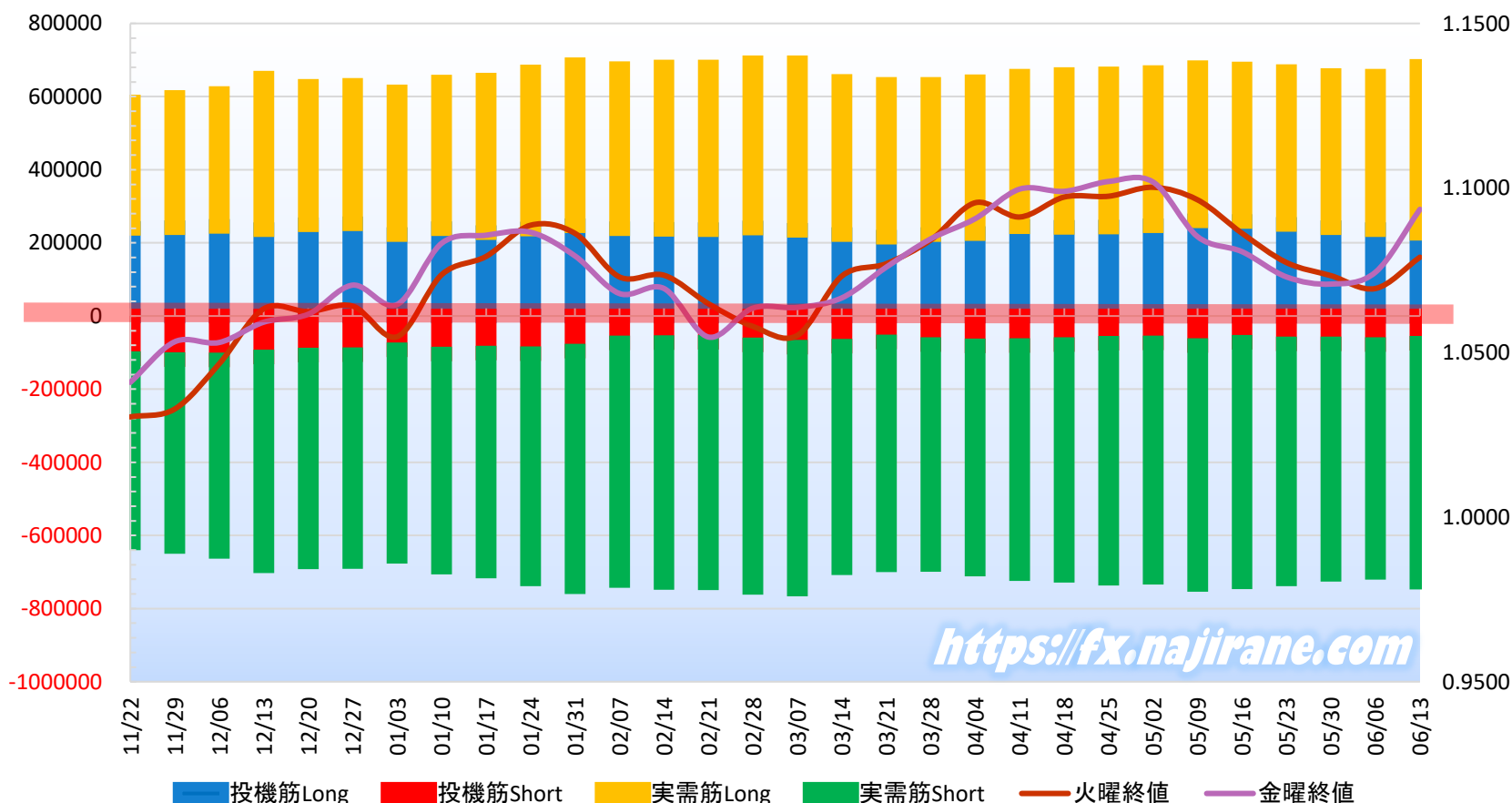


**EURO FX - CHICAGO MERCANTILE EXCHANGE
FUTURES ONLY POSITIONS**

**Code-099741
2023/06/30 公表値**

Date	投機筋集計				実需筋集計				投機筋+実需筋合計				ユーロドル終値	
	EUR買い	EUR売り	売り越し	売買計	EUR買い	EUR売り	売り越し	売買計	EUR買い	EUR売り	売り越し	売買計	火曜締め	金曜締め
2023/06/13	226138	74316	-151822	300454	456529	653600	197071	1110129	682667	727916	45249	1410583	1.0790	1.0935
2023/06/06	236060	77639	-158421	313699	419532	623448	203916	1042980	655592	701087	45495	1356679	1.0695	1.0744
2023/05/30	241817	76092	-165725	317909	415872	629887	214015	1045759	657689	705979	48290	1363668	1.0734	1.0708
2023/05/23	250070	76334	-173736	326404	418071	642266	224195	1060337	668141	718600	50459	1386741	1.0773	1.0730
2023/05/16	258736	71647	-187089	330383	416383	654716	238333	1071099	675119	726363	51244	1401482	1.0862	1.0807
2023/05/09	260335	80913	-179422	341248	418410	652670	234260	1071080	678745	733583	54838	1412328	1.0964	1.0852
2023/05/02	246832	73343	-173489	320175	418940	640643	221703	1059583	665772	713986	48214	1379758	1.1002	1.1018
2023/04/25	243516	74116	-169400	317632	418842	643279	224437	1062121	662358	717395	55037	1379753	1.0975	1.1020
2023/04/18	242369	78008	-164361	320377	417586	630871	213285	1048457	659955	708879	48924	1368834	1.0973	1.0990
2023/04/11	244180	80842	-163338	325022	411456	623521	212065	1034977	655636	704363	48727	1359999	1.0912	1.0997
2023/04/04	225416	82023	-143393	307439	415104	609891	194787	1024995	640520	691914	51394	1332434	1.0955	1.0907
2023/03/28	222918	77893	-145025	300811	410545	601793	191248	1012338	633463	679686	46223	1313149	1.0842	1.0846
2023/03/21	215825	70983	-144842	286808	417802	608973	191171	1026775	633627	679956	46329	1313583	1.0770	1.0760
2023/03/14	222313	82357	-139956	304670	418829	605698	186869	1024527	641142	688055	46913	1329197	1.0733	1.0666
2023/03/07	233880	85432	-148448	319312	458256	660884	202628	1119140	692136	746316	54180	1438452	1.0552	1.0637
2023/02/28	240766	78567	-162199	319333	451634	663537	211903	1115171	692400	742104	49704	1434504	1.0580	1.0635
2023/02/21	236414	71346	-165068	307760	444658	658476	213818	1103134	681072	729822	48750	1410894	1.0649	1.0547
2023/02/14	236574	72668	-163906	309242	444388	656178	211790	1100566	680962	728846	47884	1409808	1.0735	1.0695
2023/02/07	238338	73300	-165038	311638	438393	650139	211746	1088532	676731	723439	46708	1400170	1.0730	1.0679
2023/01/31	246755	96246	-150509	343001	440756	644345	203589	1085101	687511	740591	53080	1428102	1.0862	1.0794
2023/01/24	237743	103394	-134349	341137	429253	615703	186450	1044956	666996	719097	52101	1386093	1.0887	1.0866
2023/01/17	228279	101295	-126984	329574	416510	595584	179074	1012094	644789	696879	52090	1341668	1.0792	1.0857
2023/01/10	238623	103641	-134982	342264	400775	582985	182210	983760	639398	686626	47228	1326024	1.0737	1.0832
2023/01/03	222543	92628	-129915	315171	389861	563942	174081	953803	612404	656570	44166	1268974	1.0548	1.0646
2022/12/27	251887	105725	-146162	357612	379076	565896	186820	944972	630963	671621	40658	1302584	1.0641	1.0705
2022/12/20	249149	106877	-142272	356026	379011	565025	186014	944036	628160	671902	43742	1300062	1.0625	1.0617
2022/12/13	236415	111700	-124715	348115	414090	571467	157377	985557	650505	683167	32662	1333672	1.0633	1.0593
2022/12/06	245063	120180	-124883	365243	363169	523174	160005	886343	608232	643354	35122	1251586	1.0466	1.0531
2022/11/29	241122	118875	-122247	359997	356905	511490	154585	868395	598027	630365	32338	1228392	1.0329	1.0533
2022/11/22	239598	116486	-123112	356084	345848	503792	157944	849640	585446	620278	34832	1205724	1.0305	1.0410

**EURO FX - CHICAGO MERCANTILE EXCHANGE
FUTURES ONLY POSITIONS Code-099741**



<https://fx.najirane.com>

Bitcoin/USD 及び CME Futures (当月及び限月別)

※取引単位=5ビットコイン

(CME CFビットコイン参考基準レート=BRRを対象)

Bitcoin/USD						CME Futures		CME Futures		CME Futures		CME Futures		CME Futures	
Date	Open	High	Low	Close	Close	Volume	Close	Volume	Close	Volume	Close	Volume	Close	Volume	
2023/6/16	25520	26415	25294	26332	26445	10083	26570	573	26700	86	26840	3	0	0	
2023/6/15	25122	25735	24797	25576	25470	5866	25615	478	25770	97	25900	5	26020	0	
2023/6/14	25920	26042	24902	25125	25900	5866	26040	478	26195	97	26330	5	26450	0	
2023/6/13	25903	26376	25728	25919	25930	5185	26090	407	26255	40	26390	0	26510	0	
2023/6/12	25934	26088	25675	25903	25890	5095	26025	211	26190	54	26320	1	26440	0	
2023/6/11	25854	26203	25669	25940	0	0	0	0	0	0	0	0	0	0	
2023/6/10	26482	26531	25502	25851	0	0	0	0	0	0	0	0	0	0	
2023/6/9	26506	26770	26339	26480	26475	4376	26620	187	26770	3	26900	4	27020	0	
2023/6/8	26348	26798	26247	26508	26650	4011	26790	151	26935	30	27065	11	27185	2	
2023/6/7	27236	27332	26147	26346	26610	7113	26750	193	26900	28	27040	2	27160	0	
2023/6/6	25732	27314	25435	27239	27265	14581	27410	709	27555	30	27695	7	27810	0	
2023/6/5	27123	27130	25445	25760	25640	14010	25820	765	25995	70	26125	2	26235	3	
2023/6/4	27075	27407	26968	27119	0	0	0	0	0	0	0	0	0	0	
2023/6/3	27252	27317	26958	27075	0	0	0	0	0	0	0	0	0	0	
2023/6/2	26825	27304	26575	27250	27385	7219	27550	532	27710	19	27840	2	27950	0	
2023/6/1	27218	27346	26672	26820	26925	5116	27100	483	27285	51	27425	0	27530	0	
2023/5/31	27701	27832	26866	27220	27075	9363	27255	874	27420	69	27545	0	27650	0	
2023/5/30	27745	28045	27589	27702	28070	10217	28255	471	28395	32	28515	1	28620	0	
2023/5/29	28076	28432	27564	27746	0	0	0	0	0	0	0	0	0	0	
2023/5/28	26871	28193	26803	28086	0	0	0	0	0	0	0	0	0	0	
2023/5/27	26720	26889	26621	26868	0	0	0	0	0	0	0	0	0	0	
2023/5/26	26474	26917	26344	26719	26915	5519	27095	392	27235	35	27340	0	27440	0	
2023/5/25	26329	26592	25891	26476	26565	7966	26760	2119	26910	54	27015	0	27115	0	
2023/5/24	27225	27225	26107	26335	26395	5455	26605	1347	26755	4	26875	4	26970	1	
2023/5/23	26856	27435	26816	27226	27440	4516	27650	875	27800	1	27920	1	28015	0	
2023/5/22	26750	27046	26550	26851	27095	3842	27285	275	27410	14	27510	10	27605	1	
2023/5/21	27118	27266	26707	26754	0	0	0	0	0	0	0	0	0	0	
2023/5/20	26889	27155	26843	27130	0	0	0	0	0	0	0	0	0	0	
2023/5/19	26827	27129	26700	26890	27085	941	27270	150	27395	5	27505	0	27600	0	
2023/5/18	27402	27467	26415	26832	26970	861	27155	109	27270	4	27380	0	27475	0	
2023/5/17	27035	27466	26600	27399	27615	687	27790	118	27920	7	28030	3	28125	0	
2023/5/16	27172	27299	26879	27037	27150	363	27305	32	27415	2	27520	1	27610	1	
2023/5/15	26931	27646	26766	27193	27645	427	27780	53	27890	3	27995	1	28045	0	
2023/5/14	26789	27151	26661	26931	0	0	0	0	0	0	0	0	0	0	
2023/5/13	26808	27030	26711	26784	0	0	0	0	0	0	0	0	0	0	
2023/5/12	26988	27056	25878	26805	26645	429	26775	5	26880	2	26990	4	27040	0	
2023/5/11	27621	27622	26782	27001	27010	493	27145	19	27260	8	27370	0	27420	0	
2023/5/10	27655	28323	26884	27622	27930	451	28065	51	28185	4	28295	3	28345	0	
2023/5/9	27695	27821	27376	27659	27925	165	28055	9	28170	8	28280	4	28330	2	
2023/5/8	28450	28663	27310	27694	27520	332	27655	26	27770	0	27875	1	27925	0	
2023/5/7	28902	29158	28441	28455	0	0	0	0	0	0	0	0	0	0	
2023/5/6	29539	29820	28469	28905	0	0	0	0	0	0	0	0	0	0	
2023/5/5	28851	29669	28846	29534	29945	291	30080	17	30190	6	30290	0	30340	0	
2023/5/4	29031	29353	28694	28848	29165	313	29285	8	29390	0	29490	0	29540	0	
2023/5/3	28680	29260	28178	29006	28565	424	28685	22	28790	1	28890	0	28940	1	
2023/5/2	28087	28881	27924	28681	29060	700	29185	40	29280	5	29380	0	29275	1	
2023/5/1	29227	29330	27681	28092	28070	221	28195	13	28305	0	28405	1	28360	0	
2023/4/30	29246	29952	29114	29269	0	0	0	0	0	0	0	0	0	0	
2023/4/29	29337	29452	29088	29248	0	0	0	0	0	0	0	0	0	0	
2023/4/28	29481	29573	28930	29340	29640	538	29775	22	29880	0	29980	0	30080	0	
2023/4/27	28428	29872	28403	29474	30155	2667	30285	87	30385	0	30475	2	0	0	
2023/4/26	28300	29996	27325	28423	28290	2226	28415	46	28510	9	28600	30	0	0	
2023/4/25	27515	28371	27208	28308	27905	433	28005	8	28100	0	28165	1	0	0	
2023/4/24	27592	27980	27071	27525	27655	66	27755	39	27835	2	27890	0	0	0	
2023/4/23	27816	27820	27400	27591	0	0	0	0	0	0	0	0	0	0	
2023/4/22	27266	27872	27170	27818	0	0	0	0	0	0	0	0	0	0	
2023/4/21	28249	28350	27177	27277	27550	46	27645	1	27715	0	27770	0	0	0	
2023/4/20	28824	29076	28037	28246	28390	48	28490	2	28555	2	28605	0	0	0	
2023/4/19	30394	30411	28670	28823	29560	49	29660	0	29725	0	29775	0	0	0	
2023/4/18	29449	30470	29155	30398	30625	72	30725	0	30790	0	30840	2	0	0	
2023/4/17	30317	30319	29275	29445	29800	40	29900	0	29960	0	30005	0	0	0	
2023/4/16	30316	30556	30158	30315	0	0	0	0	0	0	0	0	0	0	
2023/4/15	30491	30602	30246	30318	0	0	0	0	0	0	0	0	0	0	
2023/4/14	30410	31006	30044	30486	30725	9	30825	0	30885	0	30930	0	---	---	
2023/4/13	29893	30540	29879	30399	30820	37	30910	0	30970	0	31020	0	---	---	
2023/4/12	30232	30462	29726	30139	30195	39	30300	0	30360	0	30395	0	---	---	
2023/4/11	29654	30509	29609	30235	30630	83	30735	1	30795	1	30830	0	---	---	
2023/4/10	28336	29771	28189	29653	29725	63	29815	0	29870	1	29905	0	---	---	
2023/4/9	27952	28533	27828	28333	0	0	---	---	---	---	---	---	---	---	
2023/4/8	27921	28160	27883	27948	0	0	---	---	---	---	---	---	---	---	



IMM扱い8通貨/ダウ/日経/金/オイル/主要クロス円の過去5日及び過去5週の4本値

AUDUSD 5					CADUSD 5					CHFUSD 5				
Date	Open	High	Low	Close	Date	Open	High	Low	Close	Date	Open	High	Low	Close
2023/06/16	0.6881	0.6900	0.6855	0.6870	2023/06/16	0.7562	0.7588	0.7553	0.7575	2023/06/16	1.1214	1.1233	1.1174	1.1177
2023/06/15	0.6795	0.6892	0.6769	0.6881	2023/06/15	0.7506	0.7570	0.7488	0.7562	2023/06/15	1.1101	1.1226	1.1043	1.1214
2023/06/14	0.6765	0.6836	0.6756	0.6796	2023/06/14	0.7510	0.7534	0.7489	0.7506	2023/06/14	1.1047	1.1154	1.1037	1.1101
2023/06/13	0.6753	0.6807	0.6738	0.6765	2023/06/13	0.7480	0.7526	0.7475	0.7510	2023/06/13	1.1005	1.1071	1.1002	1.1047
2023/06/12	0.6742	0.6773	0.6732	0.6753	2023/06/12	0.7498	0.7510	0.7472	0.7480	2023/06/12	1.1073	1.1092	1.0978	1.1005

CNYUSD 5					EURUSD 5					GBPUSD 5				
Date	Open	High	Low	Close	Date	Open	High	Low	Close	Date	Open	High	Low	Close
2023/06/16	0.1404	0.1408	0.1400	0.1406	2023/06/16	1.0943	1.0971	1.0919	1.0935	2023/06/16	1.2782	1.2848	1.2769	1.2820
2023/06/15	0.1394	0.1397	0.1390	0.1396	2023/06/15	1.0833	1.0953	1.0804	1.0943	2023/06/15	1.2665	1.2787	1.2630	1.2782
2023/06/14	0.1394	0.1396	0.1393	0.1395	2023/06/14	1.0790	1.0864	1.0775	1.0833	2023/06/14	1.2612	1.2699	1.2601	1.2663
2023/06/13	0.1398	0.1398	0.1393	0.1396	2023/06/13	1.0758	1.0823	1.0758	1.0790	2023/06/13	1.2514	1.2625	1.2510	1.2612
2023/06/12	0.1400	0.1400	0.1397	0.1398	2023/06/12	1.0748	1.0790	1.0733	1.0758	2023/06/12	1.2582	1.2599	1.2487	1.2515

JPYUSD 5					MXNUSD 5					NZDUSD 5				
Date	Open	High	Low	Close	Date	Open	High	Low	Close	Date	Open	High	Low	Close
2023/06/16	0.0071	0.0072	0.0070	0.0071	2023/06/16	0.0584	0.0587	0.0582	0.0586	2023/06/16	0.6235	0.6247	0.6210	0.6231
2023/06/15	0.0071	0.0071	0.0071	0.0071	2023/06/15	0.0584	0.0585	0.0580	0.0584	2023/06/15	0.6204	0.6243	0.6156	0.6235
2023/06/14	0.0071	0.0072	0.0071	0.0071	2023/06/14	0.0580	0.0585	0.0580	0.0584	2023/06/14	0.6148	0.6236	0.6143	0.6204
2023/06/13	0.0072	0.0072	0.0071	0.0071	2023/06/13	0.0579	0.0581	0.0577	0.0580	2023/06/13	0.6123	0.6178	0.6107	0.6149
2023/06/12	0.0072	0.0072	0.0072	0.0072	2023/06/12	0.0578	0.0580	0.0577	0.0579	2023/06/12	0.6128	0.6153	0.6106	0.6123

Nikkei 225 - Japan (NKX) 5					
Date	Open	High	Low	Close	出来高
2023/06/16	33399.15	33772.76	33186.93	33706.08	237.63
2023/06/15	33493.69	33767.13	33386.01	33485.49	238.69
2023/06/14	33331.47	33665.52	33203.95	33502.42	239.23
2023/06/13	32668.95	33127.36	32638.21	33018.65	235.49
2023/06/12	32412.12	32517.68	32280.54	32434.00	232.34
週4本値	32412.12	33772.76	32280.54	33706.08	237.63

XAUUSD 5					
Date	Open	High	Low	Close	出来高
2023/06/16	1957.30	1967.92	1953.54	1955.66	
2023/06/15	1941.74	1960.30	1925.35	1958.05	
2023/06/14	1943.40	1960.36	1939.82	1941.97	
2023/06/13	1957.30	1970.11	1940.07	1943.60	
2023/06/12	1961.28	1967.04	1949.42	1957.49	
週4本値	1961.28	1970.11	1925.35	1955.66	

Dow Jones Industrial - USA (DJIA) 5					
Date	Open	High	Low	Close	出来高
2023/06/16	34464.02	34588.68	34285.69	34299.12	609152811
2023/06/15	33945.98	34488.98	33945.98	34408.06	361400000
2023/06/14	34044.70	34151.42	33783.55	33979.33	354910000
2023/06/13	34111.08	34310.28	34107.98	34212.12	308790000
2023/06/12	33906.80	34077.84	33878.46	34066.33	308130000
週4本値	33906.80	34588.68	33783.55	34299.12	

Historical Data by

 Arrangement by
<https://fx.najirane.com>

Crude Light Oil 5					
Date	Open	High	Low	Close	出来高
2023/06/16	70.55	71.89	69.95	71.44	57601
2023/06/15	68.70	70.96	67.97	70.62	304449
2023/06/14	69.35	70.49	68.07	68.27	304449
2023/06/13	67.31	69.83	67.15	69.42	366354
2023/06/12	70.27	70.33	66.80	67.12	404769
週4本値	70.27	71.89	66.80	71.44	

USDJPY 5					EURJPY 5					GBPJPY 5				
日付	始値	高値	安値	終値	日付	始値	高値	安値	終値	日付	始値	高値	安値	終値
2023/06/16	140.29	141.89	139.86	141.84	2023/06/16	153.51	155.23	153.10	155.11	2023/06/16	179.32	182.05	178.83	181.85
2023/06/15	140.05	141.50	139.95	140.29	2023/06/15	151.72	153.69	151.66	153.52	2023/06/15	177.36	179.43	177.26	179.32
2023/06/14	140.21	140.27	139.29	140.05	2023/06/14	151.28	151.79	150.92	151.70	2023/06/14	176.82	177.43	176.45	177.34
2023/06/13	139.59	140.31	139.02	140.21	2023/06/13	150.17	151.38	150.04	151.28	2023/06/13	174.69	176.90	174.46	176.84
2023/06/12	139.44	139.77	139.07	139.60	2023/06/12	149.87	150.34	149.67	150.17	2023/06/12	175.42	175.76	174.36	174.70

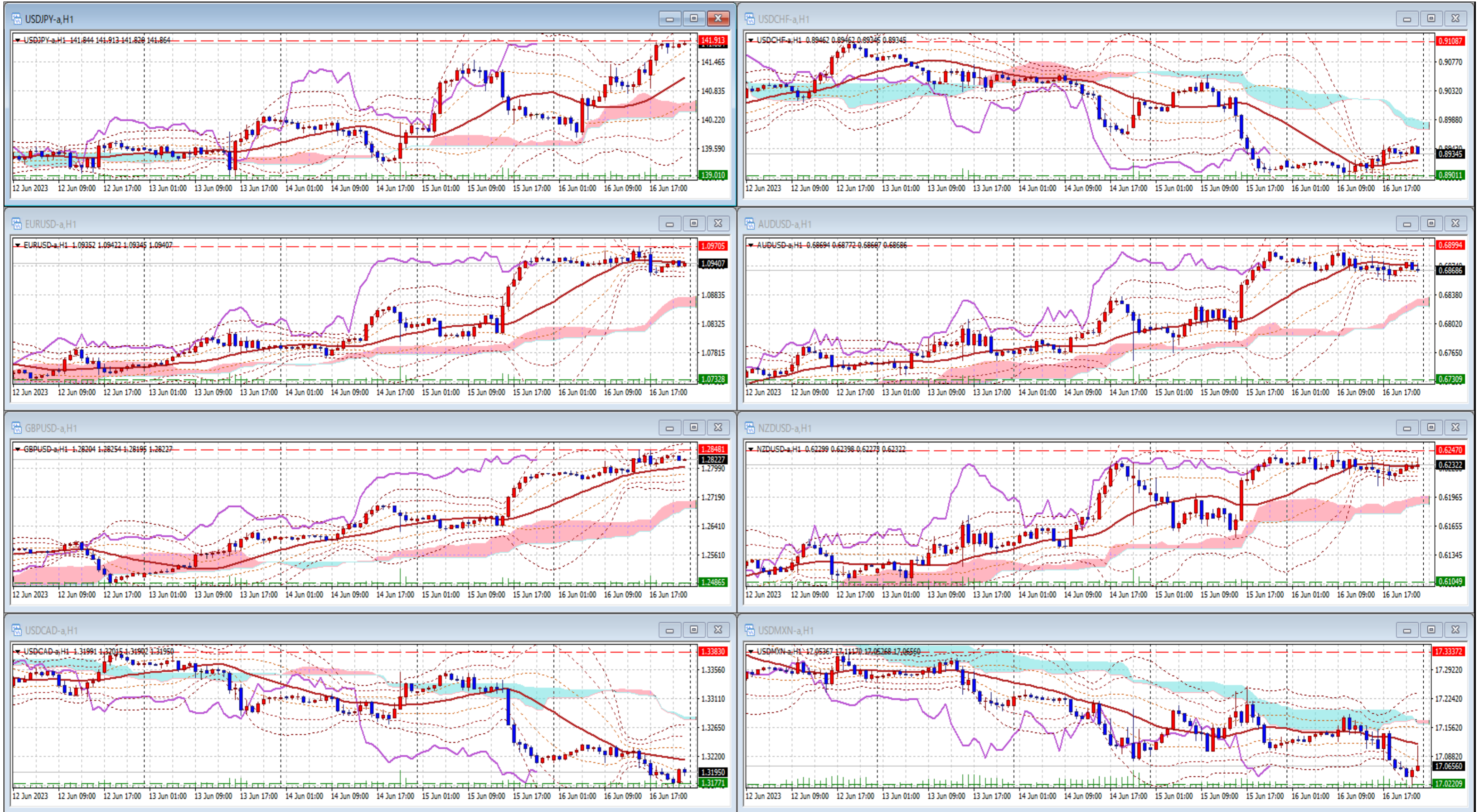
USDJPY Weekly 28					EURJPY Weekly 28					GBPJPY Weekly 28				
日付	始値	高値	安値	終値	日付	始値	高値	安値	終値	日付	始値	高値	安値	終値
2023/06/16	139.44	141.89	139.02	141.84	2023/06/16	149.87	155.23	149.67	155.11	2023/06/16	175.42	182.05	174.36	181.85
2023/06/09	139.97	140.45	138.77	139.45	2023/06/09	149.88	150.44	148.64	149.82	2023/06/09	174.25	175.54	172.68	175.38
2023/06/02	140.68	140.93	138.46	139.98	2023/06/02	150.84	151.07	148.60	149.89	2023/06/02	173.71	174.68	172.53	174.28
2023/05/26	138.00	140.72	137.50	140.57	2023/05/26	149.14	150.94	148.84	150.83	2023/05/26	171.79	173.76	171.20	173.63
2023/05/19	135.76	138.75	135.69	137.97	2023/05/19	147.29	149.80	147.29	149.09	2023/05/19	169.00	172.50	169.00	171.76

先週のIMM取り扱い対ドル8通貨チャート

2023/06/12 ~ 2023/06/16

※ 赤点線は週最高値/青天線は週最低値、BB中心線はSMA21

Chart by OANDA Japan MetaTrader4



Pivot Maker Ver 3.0 by FX_勝てば官軍?

<https://fx.najirane.com>