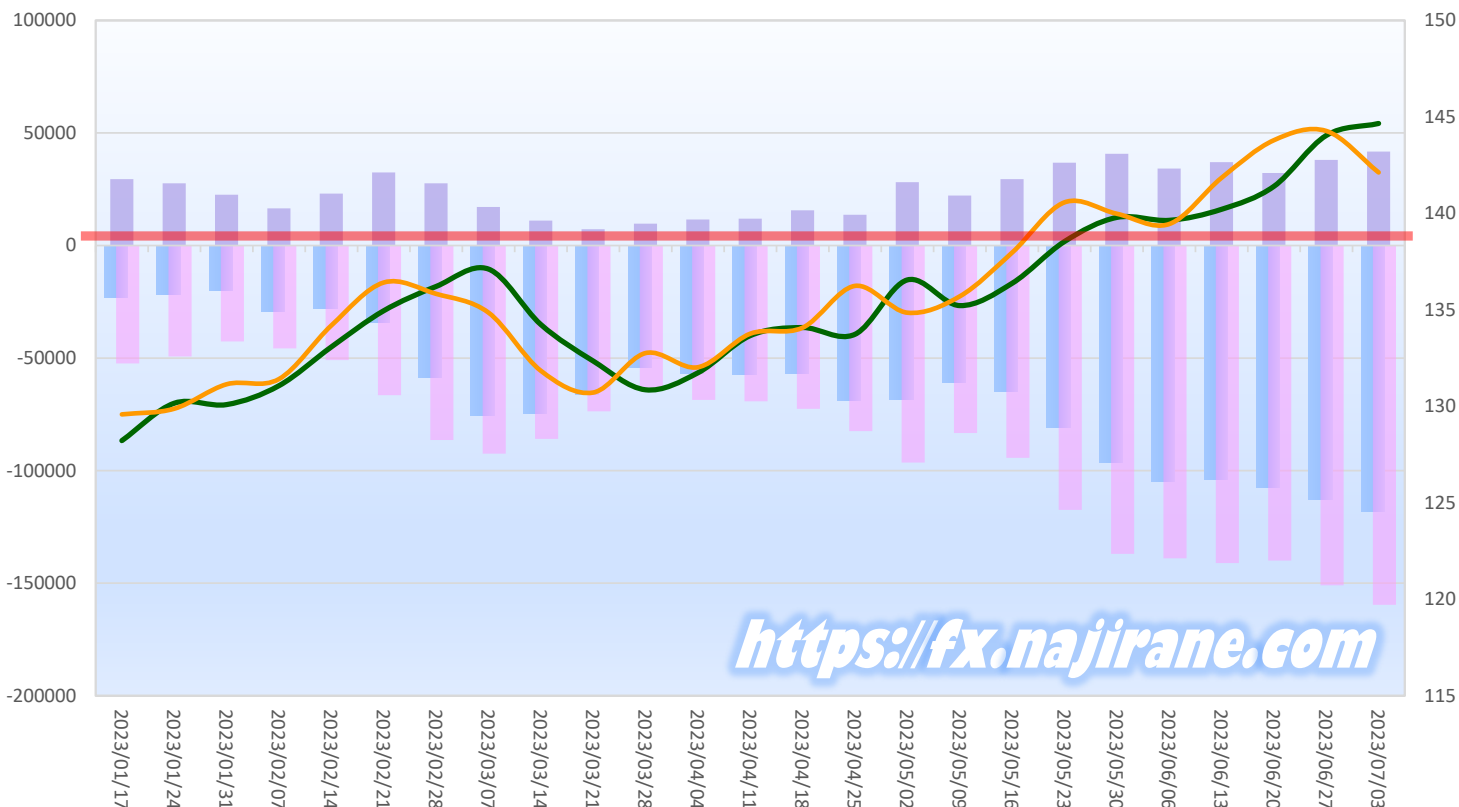


JAPANESE YEN - CHICAGO MERCANTILE EXCHANGE													Code-097741	
2023/01/10 ~ 2023/07/03													2023/07/21 NYクローズ時公表値	
Report_Date	Non Commercial Positions									参考引け値				
	Long	増減	増減(%)	Short	増減	増減(%)	売り越し	増減	増減(%)	売買計	増減	増減(%)	7/3(月)	7/7(金)
2023/07/03	41713	3695	9.7%	159633	8745	5.8%	117920	5050	4.5%	201346	12440	6.6%	144.66	142.12
2023/06/27	38018	5774	17.9%	150888	10988	7.9%	112870	5214	4.8%	188906	16762	9.7%	144.04	144.27
2023/06/20	32244	-4844	-13.1%	139900	-1164	-0.8%	107656	3680	3.5%	172144	-6008	-3.4%	141.40	143.79
2023/06/13	37088	2937	8.6%	141064	2096	1.5%	103976	-841	-0.8%	178152	5033	2.9%	140.21	141.84
2023/06/06	34151	-6585	-16.2%	138968	2039	1.5%	104817	8624	9.0%	173119	-4546	-2.6%	139.64	139.45
2023/05/30	40736	3976	10.8%	136929	19509	16.6%	96193	15533	19.3%	177665	23485	15.2%	139.79	139.98
2023/05/23	36760	7266	24.6%	117420	23135	24.5%	80660	15869	24.5%	154180	30401	24.6%	138.54	140.57
2023/05/16	29494	7265	32.7%	94285	11041	13.3%	64791	3776	6.2%	123779	18306	17.4%	136.38	137.97
2023/05/09	22229	-5859	-20.9%	83244	-13168	-13.7%	61015	-7309	-10.7%	105473	-19027	-15.3%	135.22	135.70
2023/05/02	28088	14408	105.3%	96412	13988	17.0%	68324	-420	-0.6%	124500	28396	29.5%	136.55	134.85
2023/04/25	13680	-1981	-12.6%	82424	9894	13.6%	68744	11875	20.9%	96104	7913	9.0%	133.73	136.24
2023/04/18	15661	3728	31.2%	72530	3390	4.9%	56869	-338	-0.6%	88191	7118	8.8%	134.08	134.08
2023/04/11	11933	410	3.6%	69140	581	0.8%	57207	171	0.3%	81073	991	1.2%	133.67	133.76
2023/04/04	11523	1806	18.6%	68559	4867	7.6%	57036	3061	5.7%	80082	6673	9.1%	131.74	132.03
2023/03/28	9717	2462	33.9%	63692	-9908	-13.5%	53975	-12370	-18.6%	73409	-7446	-9.2%	130.86	132.76
2023/03/21	7255	-3793	-34.3%	73600	-12242	-14.3%	66345	-8449	-11.3%	80855	-16035	-16.5%	132.35	130.71
2023/03/14	11048	-6093	-35.5%	85842	-6602	-7.1%	74794	-509	-0.7%	96890	-12695	-11.6%	134.24	131.85
2023/03/07	17141	-10562	-38.1%	92444	6063	7.0%	75303	16625	28.3%	109585	-4499	-3.9%	137.12	134.86
2023/02/28	27703	-4783	-14.7%	86381	19866	29.9%	58678	24649	72.4%	114084	15083	15.2%	136.21	135.83
2023/02/21	32486	9407	40.8%	66515	15593	30.6%	34029	6186	22.2%	99001	25000	33.8%	134.95	136.42
2023/02/14	23079	6523	39.4%	50922	5277	11.6%	27843	-1246	-4.3%	74001	11800	19.0%	133.08	134.19
2023/02/07	16556	-5994	-26.6%	45645	3035	7.1%	29089	9029	45.0%	62201	-2959	-4.5%	131.07	131.41
2023/01/31	22550	-5070	-18.4%	42610	-6645	-13.5%	20060	-1575	-7.3%	65160	-11715	-15.2%	130.09	131.14
2023/01/24	27620	-1838	-6.2%	49255	-3164	-6.0%	21635	-1326	-5.8%	76875	-5002	-6.1%	130.16	129.88
2023/01/17	29458	3063	11.6%	52419	-9353	-15.1%	22961	-12416	-35.1%	81877	-6290	-7.1%	128.22	129.58
2023/01/10	26395			61772			35377			88167			132.19	127.88

JAPANESE YEN - CHICAGO MERCANTILE EXCHANGE FUTURES ONLY POSITIONS

売越し Long Short 火曜終値 金曜終値

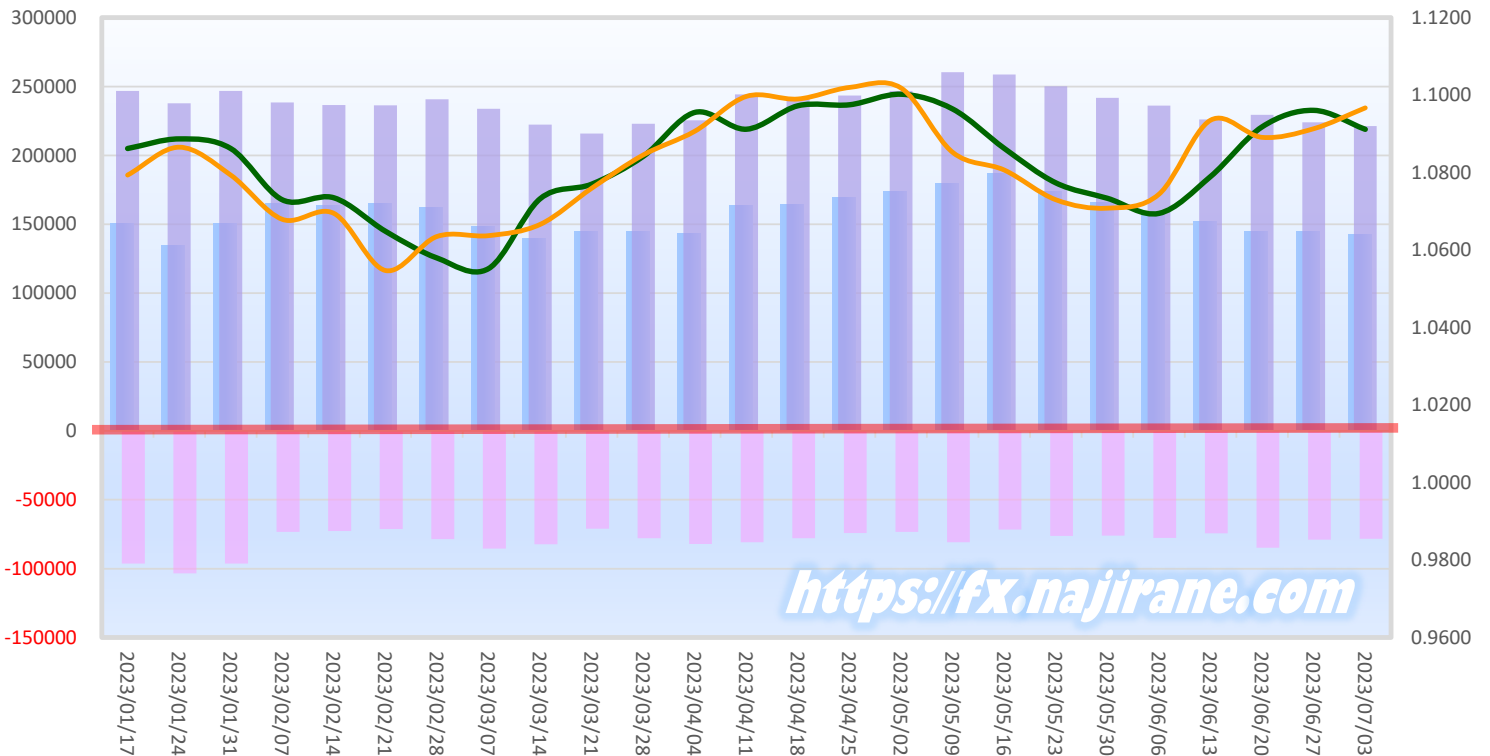


EURO FX - CHICAGO MERCANTILE EXCHANGE Code-099741
 2023/01/10 ~ 2023/07/03 2023/07/21 NYクローズ時公表値

Report_Date	Non Commercial Positions										参考引け値			
	Long	増減		Short	増減		売り越し	増減		売買計	増減	7/3(月)	7/7(金)	
2023/07/03	221272	-2705	-1.2%	78435	-514	-0.7%	-142837	-2191	-1.5%	299707	-3219	-1.1%	1.0912	1.0967
2023/06/27	223977	-5422	-2.4%	78949	-5801	-6.8%	-145028	379	0.3%	302926	-11223	-3.6%	1.0961	1.0913
2023/06/20	229399	3261	1.4%	84750	10434	14.0%	-144649	-7173	-4.7%	314149	13695	4.6%	1.0918	1.0891
2023/06/13	226138	-9922	-4.2%	74316	-3323	-4.3%	-151822	-6599	-4.2%	300454	-13245	-4.2%	1.0790	1.0935
2023/06/06	236060	-5757	-2.4%	77639	1547	2.0%	-158421	-7304	-4.4%	313699	-4210	-1.3%	1.0695	1.0744
2023/05/30	241817	-8253	-3.3%	76092	-242	-0.3%	-165725	-8011	-4.6%	317909	-8495	-2.6%	1.0734	1.0708
2023/05/23	250070	-8666	-3.3%	76334	4687	6.5%	-173736	-13353	-7.1%	326404	-3979	-1.2%	1.0773	1.0730
2023/05/16	258736	-1599	-0.6%	71647	-9266	-11.5%	-187089	7667	4.3%	330383	-10865	-3.2%	1.0862	1.0807
2023/05/09	260335	13503	5.5%	80913	7570	10.3%	-179422	5933	3.4%	341248	21073	6.6%	1.0964	1.0852
2023/05/02	246832	3316	1.4%	73343	-773	-1.0%	-173489	4089	2.4%	320175	2543	0.8%	1.1002	1.1018
2023/04/25	243516	1147	0.5%	74116	-3892	-5.0%	-169400	5039	3.1%	317632	-2745	-0.9%	1.0975	1.1020
2023/04/18	242369	-1811	-0.7%	78008	-2834	-3.5%	-164361	1023	0.6%	320377	-4645	-1.4%	1.0973	1.0990
2023/04/11	244180	18764	8.3%	80842	-1181	-1.4%	-163338	19945	13.9%	325022	17583	5.7%	1.0912	1.0997
2023/04/04	225416	2498	1.1%	82023	4130	5.3%	-143393	-1632	-1.1%	307439	6628	2.2%	1.0955	1.0907
2023/03/28	222918	7093	3.3%	77893	6910	9.7%	-145025	183	0.1%	300811	14003	4.9%	1.0842	1.0846
2023/03/21	215825	-6488	-2.9%	70983	-11374	-13.8%	-144842	4886	3.5%	286808	-17862	-5.9%	1.0770	1.0760
2023/03/14	222313	-11567	-4.9%	82357	-3075	-3.6%	-139956	-8492	-5.7%	304670	-14642	-4.6%	1.0733	1.0666
2023/03/07	233880	-6886	-2.9%	85432	6865	8.7%	-148448	-13751	-8.5%	319312	-21	0.0%	1.0552	1.0637
2023/02/28	240766	4352	1.8%	78567	7221	10.1%	-162199	-2869	-1.7%	319333	11573	3.8%	1.0580	1.0635
2023/02/21	236414	-160	-0.1%	71346	-1322	-1.8%	-165068	1162	0.7%	307760	-1482	-0.5%	1.0649	1.0547
2023/02/14	236574	-1764	-0.7%	72668	-632	-0.9%	-163906	-1132	-0.7%	309242	-2396	-0.8%	1.0735	1.0695
2023/02/07	238338	-8417	-3.4%	73300	-22946	-23.8%	-165038	14529	9.7%	311638	-31363	-9.1%	1.0730	1.0679
2023/01/31	246755	9012	3.8%	96246	-7148	-6.9%	-150509	16160	12.0%	343001	1864	0.5%	1.0862	1.0794
2023/01/24	237743	9464	4.1%	103394	2099	2.1%	-134349	7365	5.8%	341137	11563	3.5%	1.0887	1.0866
2023/01/17	228279	-10344	-4.3%	101295	-2346	-2.3%	-126984	-7998	-5.9%	329574	-12690	-3.7%	1.0792	1.0857
2023/01/10	238623			103641			-134982			342264			1.0737	1.0832

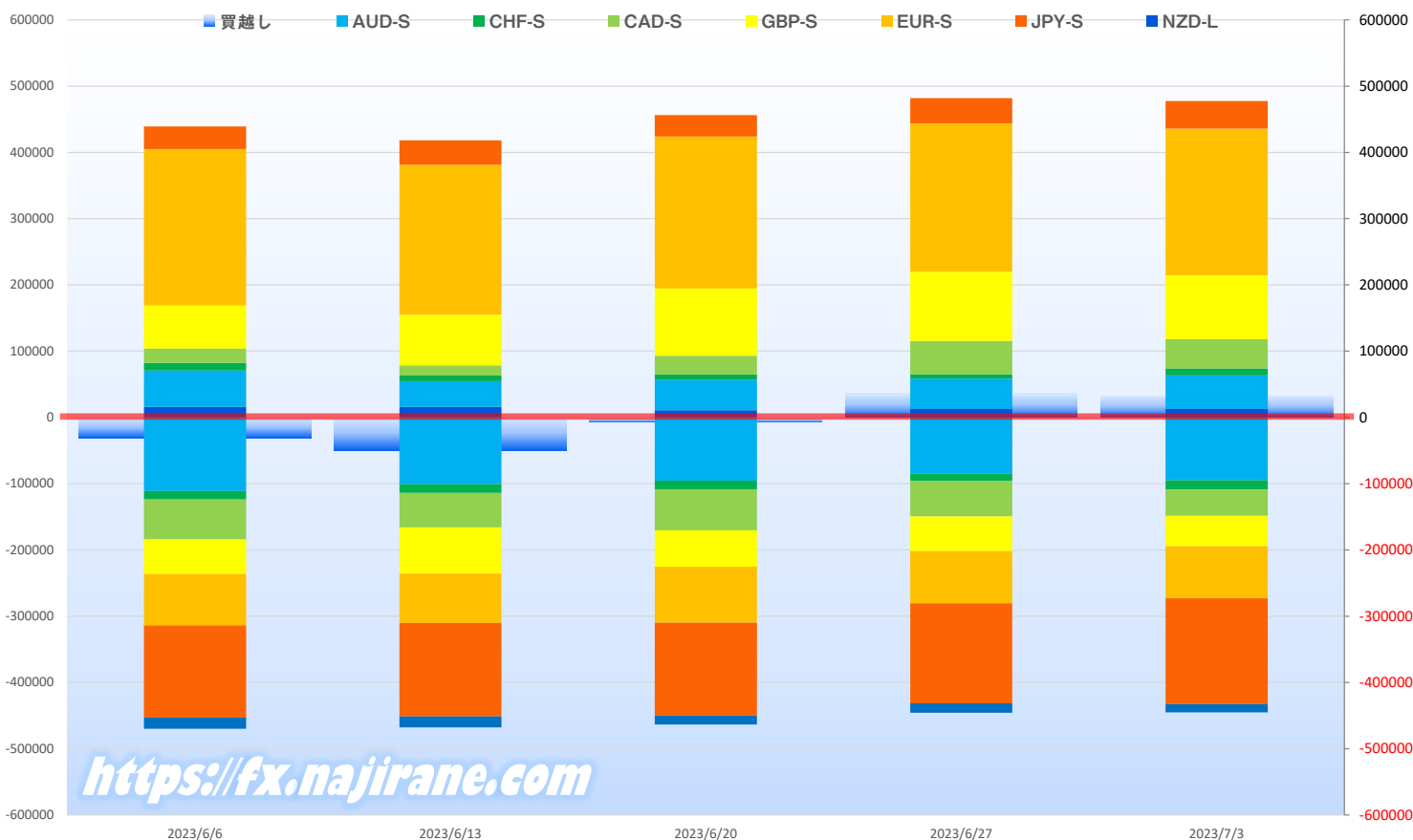
EURO FX - CHICAGO MERCANTILE EXCHANGE
FUTURES ONLY POSITIONS

■ 売越し ■ Long ■ Short ■ 火曜終値 ■ 金曜終値



	2023/06/06			2023/06/13			2023/06/20			2023/06/27			2023/07/03		
	Long	Short	売り越し	Long	Short	売り越し	Long	Short	売り越し	Long	Short	売り越し	Long	Short	売り越し
JPY	34151	138968	104817	37088	141064	103976	32244	139900	107656	38018	150888	112870	41713	159633	117920
	前週比 枚数増減 (枚)			2937	2096	-841	-4844	-1164	3680	5774	10988	5214	3695	8745	5050
	前週比 枚数増減 (%)			8.6%	1.5%	-0.8%	-13.1%	-0.8%	3.5%	17.9%	7.9%	4.8%	9.7%	5.8%	4.5%
EUR	236060	77639	-158421	226138	74316	-151822	229399	84750	-144649	223977	78949	-145028	221272	78435	-142837
	前週比 枚数増減 (枚)			-9922	-3323	-6599	3261	10434	-7173	-5422	-5801	379	-2705	-514	-2191
	前週比 枚数増減 (%)			-4.2%	-4.3%	-4.2%	1.4%	14.0%	-4.7%	-2.4%	-6.8%	0.3%	-1.2%	-0.7%	-1.5%
GBP	65063	52579	-12484	76383	69648	-6735	101567	54959	-46608	104382	52388	-51994	96461	46196	-50265
	前週比 枚数増減 (枚)			11320	17069	-5749	25184	-14689	39873	2815	-2571	5386	-7921	-6192	-1729
	前週比 枚数増減 (%)			17.4%	32.5%	-46.1%	33.0%	-21.1%	592.0%	2.8%	-4.7%	11.6%	-7.6%	-11.8%	-3.3%
AUD	54501	110969	56468	38758	100503	61745	45743	95359	49616	45225	84649	39424	50170	94752	44582
	前週比 枚数増減 (枚)			-15743	-10466	5277	6985	-5144	-12129	-518	-10710	-10192	4945	10103	5158
	前週比 枚数増減 (%)			-28.9%	-9.4%	9.3%	18.0%	-5.1%	-19.6%	-1.1%	-11.2%	-20.5%	10.9%	11.9%	13.1%
CAD	21709	60038	38329	15536	52204	36668	28187	61730	33543	50307	53154	2847	44178	39651	-4527
	前週比 枚数増減 (枚)			-6173	-7834	-1661	12651	9526	-3125	22120	-8576	-30696	-6129	-13503	7374
	前週比 枚数増減 (%)			-28.4%	-13.0%	-4.3%	81.4%	18.2%	-8.5%	78.5%	-13.9%	-91.5%	-12.2%	-25.4%	259.0%
CHF	11579	12893	1314	8386	13429	5043	8322	13173	4851	6627	11573	4946	10634	14038	3404
	前週比 枚数増減 (枚)			-3193	536	3729	-64	-256	-192	-1695	-1600	95	4007	2465	-1542
	前週比 枚数増減 (%)			-27.6%	4.2%	283.8%	-0.8%	-1.9%	-3.8%	-20.4%	-12.1%	2.0%	60.5%	21.3%	-31.2%
NZD	16109	16812	703	15943	16774	831	10867	13526	2659	13207	14038	831	13170	12340	-830
	前週比 枚数増減 (枚)			-166	-38	128	-5076	-3248	1828	2340	512	-1828	-37	-1698	1661
	前週比 枚数増減 (%)			-1.0%	-0.2%	18.2%	-31.8%	-19.4%	220.0%	21.5%	3.8%	-68.7%	-0.3%	-12.1%	199.9%
MXN	123447	41777	-81670	131738	52903	-78835	121005	21287	-99718	117098	20749	-96349	123919	28679	-95240
	前週比 枚数増減 (枚)			8291	11126	-2835	-10733	-31616	20883	-3907	-538	-3369	6821	7930	-1109
	前週比 枚数増減 (%)			6.7%	26.6%	-3.5%	-8.1%	-59.8%	26.5%	-3.2%	-2.5%	-3.4%	5.8%	38.2%	-1.2%
Total All 8	562619	511675	-50944	549970	520841	-29129	577334	484684	-92650	598841	466388	-132453	601517	473724	-127793
	前週比 枚数増減 (枚)			-12649	9166	-21815	27364	-36157	63521	21507	-18296	39803	2676	7336	-4660
	前週比 枚数増減 (%)			-2.2%	1.8%	-42.8%	5.0%	-6.9%	218.1%	3.7%	-3.8%	43.0%	0.4%	1.6%	-3.5%
Total 7 (MXN除く)	439172	469898	30726	418232	467938	49706	456329	463397	7068	481743	445639	-36104	477598	445045	-32553
	前週比 枚数増減 (枚)			-20940	-1960	18980	38097	-4541	-42638	25414	-17758	43172	-4145	-594	-3551
	前週比 枚数増減 (%)			-4.8%	-0.4%	61.8%	9.1%	-1.0%	-85.8%	5.6%	-3.8%	610.8%	-0.9%	-0.1%	-9.8%

直近5週 CFTC IMM主要7通貨の売買構成

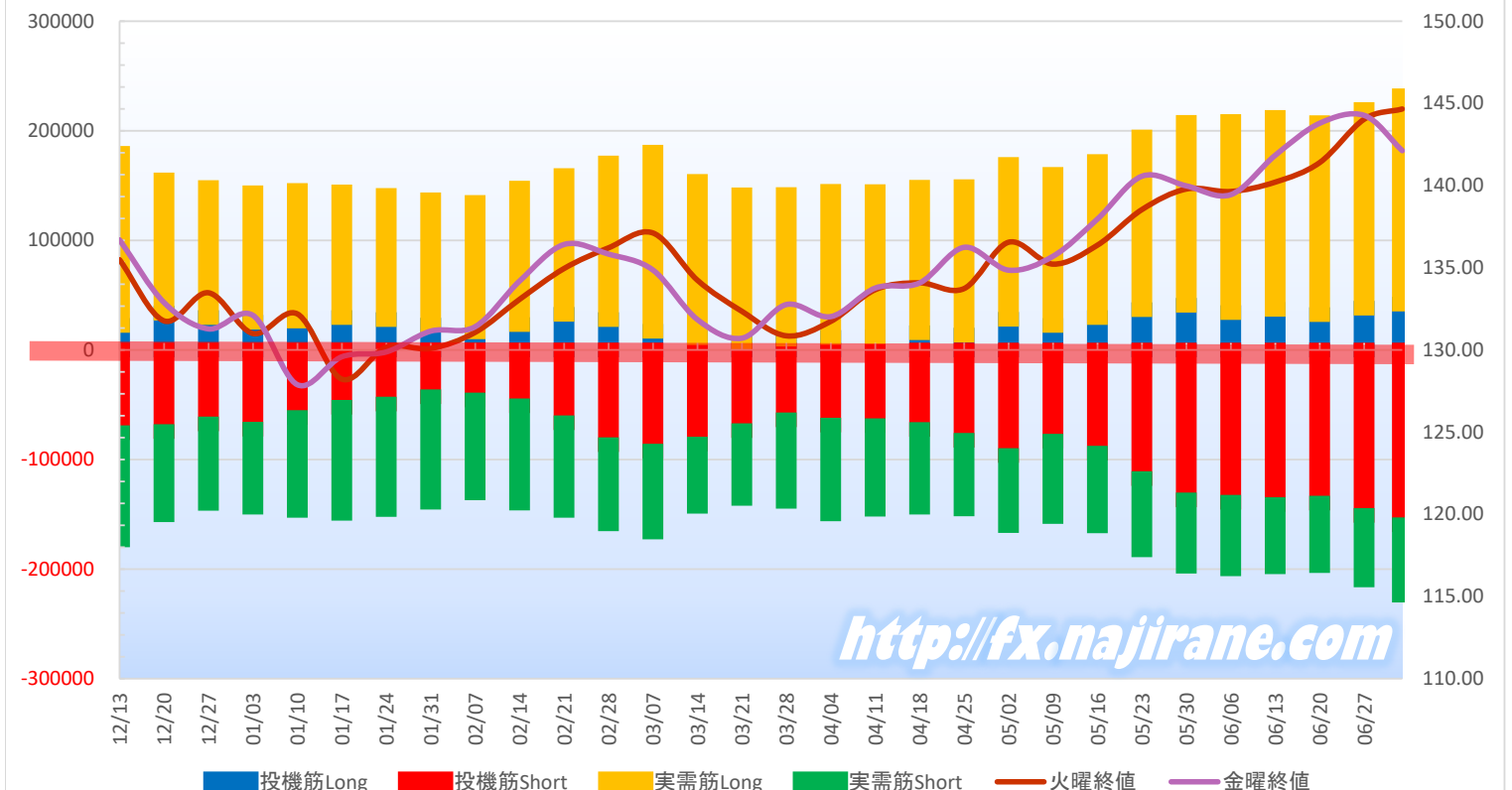


JAPANESE YEN - CHICAGO MERCANTILE EXCHANGE
FUTURES ONLY POSITIONS

Code-097741
2023/07/21 公表値

Date	投機筋集計				実需筋集計				投機筋+実需筋合計				ドル円終値	
	円買い	円売り	売り越し	売買計	円買い	円売り	売り越し	売買計	円買い	円売り	売り越し	売買計	火曜締め	金曜締め
2023/07/03	41713	159633	117920	201346	190157	64147	-126010	254304	231870	223780	-8090	455650	144.66	142.12
2023/06/27	38018	150888	112870	188906	181511	59145	-122366	240656	219529	210033	-9496	429562	144.04	144.27
2023/06/20	32244	139900	107656	172144	175201	56929	-118272	232130	207445	196829	-10616	404274	141.40	143.79
2023/06/13	37088	141064	103976	178152	175067	56886	-118181	231953	212155	197950	-14205	410105	140.21	141.84
2023/06/06	34151	138968	104817	173119	174461	60725	-113736	235186	208612	199693	-8919	408305	139.64	139.45
2023/05/30	40736	136929	96193	177665	166931	60419	-106512	227350	207667	197348	-10319	405015	139.79	139.98
2023/05/23	36760	117420	80660	154180	157498	65120	-92378	222618	194258	182540	-11718	376798	138.54	140.57
2023/05/16	29494	94285	64791	123779	142392	66255	-76137	208647	171886	160540	-11346	332426	136.38	137.97
2023/05/09	22229	83244	61015	105473	137992	68830	-69162	206822	160221	152074	-8147	312295	135.22	135.70
2023/05/02	28088	96412	68324	124500	141332	63811	-77521	205143	169420	160223	-9197	329643	136.55	134.85
2023/04/25	13680	82424	68744	96104	135330	62705	-72625	198035	149010	145129	-3881	294139	133.73	136.24
2023/04/18	15661	72530	56869	88191	132747	71102	-61645	203849	148408	143632	-4776	292040	134.08	134.08
2023/04/11	11933	69140	57207	81073	132604	76255	-56349	208859	144537	145395	858	289932	133.67	133.76
2023/04/04	11523	68559	57036	80082	133327	81061	-52266	214388	144850	149620	4770	294470	131.74	132.03
2023/03/28	9717	63692	53975	73409	132070	74508	-57562	206578	141787	138200	-3587	279987	130.86	132.76
2023/03/21	7255	73600	66345	80855	134389	61905	-72484	196294	141644	135505	-6139	277149	132.35	130.71
2023/03/14	11048	85842	74794	96890	142857	56863	-85994	199720	153905	142705	-11200	296610	134.24	131.85
2023/03/07	17141	92444	75303	109585	163246	73643	-89603	236889	180387	166087	-14300	346474	137.12	134.86
2023/02/28	27703	86381	58678	114084	142893	72372	-70521	215265	170596	158753	-11843	329349	136.21	135.83
2023/02/21	32486	66515	34029	99001	126777	79888	-46889	206665	159263	146403	-12860	305666	134.95	136.42
2023/02/14	23079	50922	27843	74001	124522	88753	-35769	213275	147601	139675	-7926	287276	133.08	134.19
2023/02/07	16556	45645	29089	62201	118080	84734	-33346	202814	134636	130379	-4257	265015	131.07	131.41
2023/01/31	22550	42610	20060	65160	114423	96244	-18179	210667	136973	138854	1881	275827	130.09	131.14
2023/01/24	27620	49255	21635	76875	113437	96292	-17145	209729	141057	145547	4490	286604	130.16	129.88
2023/01/17	29458	52419	22961	81877	114907	96823	-18084	211730	144365	149242	4877	293607	128.22	129.58
2023/01/10	26395	61772	35377	88167	119166	84678	-34488	203844	145561	146450	889	292011	132.19	127.88
2023/01/03	25377	72241	46864	97618	117959	71186	-46773	189145	143336	143427	91	286763	131.00	132.10
2022/12/27	29685	67415	37730	97100	118599	72598	-46001	191197	148284	140013	-8271	288297	133.48	131.28
2022/12/20	33686	74567	40881	108253	121482	75759	-45723	197241	155168	150326	-4842	305494	131.77	132.88
2022/12/13	22290	75478	53188	97768	157021	97992	-59029	255013	179311	173470	-5841	352781	135.49	136.70

JAPANESE YEN - CHICAGO MERCANTILE EXCHANGE
FUTURES ONLY POSITIONS Cord-097741

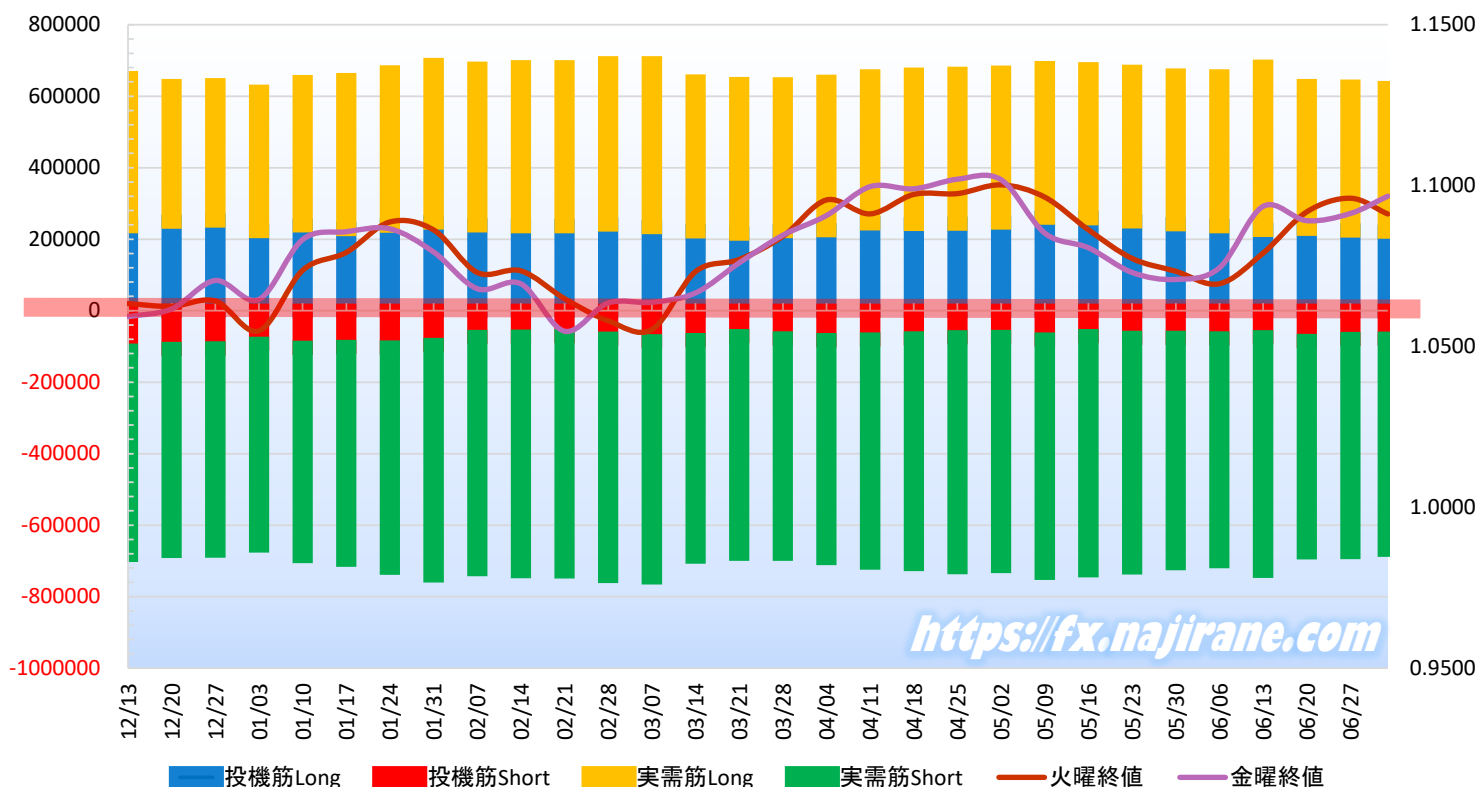


**EURO FX - CHICAGO MERCANTILE EXCHANGE
FUTURES ONLY POSITIONS**

**Code-099741
2023/07/21 公表値**

Date	投機筋集計				実需筋集計				投機筋+実需筋合計				ユーロドル終値	
	EUR買い	EUR売り	売り越し	売買計	EUR買い	EUR売り	売り越し	売買計	EUR買い	EUR売り	売り越し	売買計	火曜締め	金曜締め
2023/07/03	221272	78435	-142837	299707	401256	590715	189459	991971	622528	669150	46622	1291678	1.0912	1.0967
2023/06/27	223977	78949	-145028	302926	403130	596390	193260	999520	627107	675339	48232	1302446	1.0961	1.0913
2023/06/20	229399	84750	-144649	314149	398646	591369	192723	990015	628045	676119	48074	1304164	1.0918	1.0891
2023/06/13	226138	74316	-151822	300454	456529	653600	197071	1110129	682667	727916	45249	1410583	1.0790	1.0935
2023/06/06	236060	77639	-158421	313699	419532	623448	203916	1042980	655592	701087	45495	1356679	1.0695	1.0744
2023/05/30	241817	76092	-165725	317909	415872	629887	214015	1045759	657689	705979	48290	1363668	1.0734	1.0708
2023/05/23	250070	76334	-173736	326404	418071	642266	224195	1060337	668141	718600	50459	1386741	1.0773	1.0730
2023/05/16	258736	71647	-187089	330383	416383	654716	238333	1071099	675119	726363	51244	1401482	1.0862	1.0807
2023/05/09	260335	80913	-179422	341248	418410	652670	234260	1071080	678745	733583	54838	1412328	1.0964	1.0852
2023/05/02	246832	73343	-173489	320175	418940	640643	221703	1059583	665772	713986	48214	1379758	1.1002	1.1018
2023/04/25	243516	74116	-169400	317632	418842	643279	224437	1062121	662358	717395	55037	1379753	1.0975	1.1020
2023/04/18	242369	78008	-164361	320377	417586	630871	213285	1048457	659955	708879	48924	1368834	1.0973	1.0990
2023/04/11	244180	80842	-163338	325022	411456	623521	212065	1034977	655636	704363	48727	1359999	1.0912	1.0997
2023/04/04	225416	82023	-143393	307439	415104	609891	194787	1024995	640520	691914	51394	1332434	1.0955	1.0907
2023/03/28	222918	77893	-145025	300811	410545	601793	191248	1012338	633463	679686	46223	1313149	1.0842	1.0846
2023/03/21	215825	70983	-144842	286808	417802	608973	191171	1026775	633627	679956	46329	1313583	1.0770	1.0760
2023/03/14	222313	82357	-139956	304670	418829	605698	186869	1024527	641142	688055	46913	1329197	1.0733	1.0666
2023/03/07	233880	85432	-148448	319312	458256	660884	202628	1119140	692136	746316	54180	1438452	1.0552	1.0637
2023/02/28	240766	78567	-162199	319333	451634	663537	211903	1115171	692400	742104	49704	1434504	1.0580	1.0635
2023/02/21	236414	71346	-165068	307760	444658	658476	213818	1103134	681072	729822	48750	1410894	1.0649	1.0547
2023/02/14	236574	72668	-163906	309242	444388	656178	211790	1100566	680962	728846	47884	1409808	1.0735	1.0695
2023/02/07	238338	73300	-165038	311638	438393	650139	211746	1088532	676731	723439	46708	1400170	1.0730	1.0679
2023/01/31	246755	96246	-150509	343001	440756	644345	203589	1085101	687511	740591	53080	1428102	1.0862	1.0794
2023/01/24	237743	103394	-134349	341137	429253	615703	186450	1044956	666996	719097	52101	1386093	1.0887	1.0866
2023/01/17	228279	101295	-126984	329574	416510	595584	179074	1012094	644789	696879	52090	1341668	1.0792	1.0857
2023/01/10	238623	103641	-134982	342264	400775	582985	182210	983760	639398	686626	47228	1326024	1.0737	1.0832
2023/01/03	222543	92628	-129915	315171	389861	563942	174081	953803	612404	656570	44166	1268974	1.0548	1.0646
2022/12/27	251887	105725	-146162	357612	379076	565896	186820	944972	630963	671621	40658	1302584	1.0641	1.0705
2022/12/20	249149	106877	-142272	356026	379011	565025	186014	944036	628160	671902	43742	1300062	1.0625	1.0617
2022/12/13	236415	111700	-124715	348115	414090	571467	157377	985557	650505	683167	32662	1333672	1.0633	1.0593

**EURO FX - CHICAGO MERCANTILE EXCHANGE
FUTURES ONLY POSITIONS Code-099741**



Bitcoin/USD 及び CME Futures (当月及び限月別)

※取引単位=5ビットコイン
(CME CFビットコイン参考基準レート=BRRを対象)

Bitcoin/USD						CME Futures 2023/07		CME Futures 2023/08		CME Futures 2023/09		CME Futures 2023/10		CME Futures 2023/11	
Date	Open	High	Low	Close		Close	Volume	Close	Volume	Close	Volume	Close	Volume	Close	Volume
2023/7/8	30338	30372	30081	30180	0	0									
2023/7/7	29908	30435	29777	30342	30370	11172									
2023/7/6	30507	31460	29892	29909	30510	11172									
2023/7/5	30779	30877	30226	30514	30675	9567									
2023/7/4	31157	31325	30659	30778	0	0									
2023/7/3	30625	31376	30587	31156	31700	6603									
2023/7/2	30587	30766	30264	30621	0	0									
2023/7/1	30472	30641	30329	30590	0	0									
2023/6/30	30441	31257	29600	30477	30680	19808									
2023/6/29	30086	30796	30057	30445	31040	8930									
2023/6/28	30697	30703	29922	30086	30480	6418									
2023/6/27	30274	31007	30237	30688	31040	5565									
2023/6/26	30481	30636	29956	30271	30600	5369									
2023/6/25	30545	31041	30328	30480	0	0									
2023/6/24	30709	30804	30290	30549	0	0									
2023/6/23	29896	31390	29845	30695	31355	2004									
2023/6/22	29996	30496	29679	29912	30555	783									
2023/6/21	28311	30737	28283	30027	30445	1900									
2023/6/20	26842	28389	26669	28327	28345	1449									
2023/6/19	26335	26985	26313	26851	0	0									
2023/6/18	26510	26676	26326	26336	0	0									
2023/6/17	26329	26769	26174	26511	0	0									
2023/6/16	25575	26463	25245	26327	26565	573									
2023/6/15	25122	25735	24797	25576	25615	614									
2023/6/14	25920	26042	24902	25125	26040	478									
2023/6/13	25903	26376	25728	25919	26090	407									
2023/6/12	25934	26088	25675	25903	26025	211									
2023/6/11	25854	26203	25669	25940	0	0									
2023/6/10	26482	26531	25502	25851	0	0									
2023/6/9	26506	26770	26339	26480	26620	187									
2023/6/8	26348	26798	26247	26508	26790	151									
2023/6/7	27236	27332	26147	26346	26750	193									
2023/6/6	25732	27314	25435	27239	27410	709									
2023/6/5	27123	27130	25445	25760	25820	765									
2023/6/4	27075	27407	26968	27119	0	0									
2023/6/3	27252	27317	26958	27075	0	0									
2023/6/2	26825	27304	26575	27250	27550	532									
2023/6/1	27218	27346	26672	26820	27100	483									
2023/5/31	27701	27832	26866	27220	27255	874									
2023/5/30	27745	28045	27589	27702	28255	471									
2023/5/29	28076	28432	27564	27746	0	0									
2023/5/28	26871	28193	26803	28086	0	0									
2023/5/27	26720	26889	26621	26868	0	0									
2023/5/26	26474	26917	26344	26719	27095	392									
2023/5/25	26329	26592	25891	26476	26760	2119									
2023/5/24	27225	27225	26107	26335	26605	1347									
2023/5/23	26856	27435	26816	27226	27650	875									
2023/5/22	26750	27046	26550	26851	27285	275									
2023/5/21	27118	27266	26707	26754	0	0									
2023/5/20	26889	27155	26843	27130	0	0									
2023/5/19	26827	27129	26700	26890	27270	150									
2023/5/18	27402	27467	26415	26832	27155	109									
2023/5/17	27035	27466	26600	27399	27790	118									
2023/5/16	27172	27299	26879	27037	27305	32									
2023/5/15	26931	27646	26766	27193	27780	53									
2023/5/14	26789	27151	26661	26931	0	0									
2023/5/13	26808	27030	26711	26784	0	0									
2023/5/12	26988	27056	25878	26805	26775	5									
2023/5/11	27621	27622	26782	27001	27145	19									
2023/5/10	27655	28323	26884	27622	28065	51									
2023/5/9	27695	27821	27376	27659	28055	9									
2023/5/8	28450	28663	27310	27694	27655	26									
2023/5/7	28902	29158	28441	28455	0	0									
2023/5/6	29539	29820	28469	28905	0	---									
2023/5/5	28851	29669	28846	29534	30080	17									
2023/5/4	29031	29353	28694	28848	29285	8									
2023/5/3	28680	29260	28178	29006	28685	22									
2023/5/2	28087	28881	27924	28681	29185	40									
2023/5/1	29227	29330	27681	28092	28195	13									
2023/4/30	29246	29952	29114	29269	0	---									



IMM扱い8通貨/ダウ/日経/金/オイル/主要クロス円の過去5日及び過去5週の4本値

AUDUSD 5					CADUSD 5					CHFUSD 5				
Date	Open	High	Low	Close	Date	Open	High	Low	Close	Date	Open	High	Low	Close
2023/07/07	0.6625	0.6701	0.6620	0.6685	2023/07/07	0.7484	0.7538	0.7470	0.7531	2023/07/07	1.1166	1.1266	1.1148	1.1250
2023/07/06	0.6656	0.6688	0.6599	0.6626	2023/07/06	0.7530	0.7533	0.7478	0.7483	2023/07/06	1.1128	1.1171	1.1114	1.1166
2023/07/05	0.6691	0.6698	0.6653	0.6656	2023/07/05	0.7562	0.7564	0.7523	0.7530	2023/07/05	1.1148	1.1157	1.1118	1.1128
2023/07/04	0.6671	0.6705	0.6642	0.6691	2023/07/04	0.7548	0.7574	0.7543	0.7561	2023/07/04	1.1153	1.1178	1.1142	1.1149
2023/07/03	0.6663	0.6692	0.6638	0.6671	2023/07/03	0.7549	0.7558	0.7534	0.7548	2023/07/03	1.1172	1.1184	1.1106	1.1153

CNYUSD 5					EURUSD 5					GBPUSD 5				
Date	Open	High	Low	Close	Date	Open	High	Low	Close	Date	Open	High	Low	Close
2023/07/07	0.1378	0.1382	0.1378	0.1380	2023/07/07	1.0890	1.0973	1.0867	1.0967	2023/07/07	1.2740	1.2850	1.2726	1.2831
2023/07/06	0.1378	0.1379	0.1376	0.1378	2023/07/06	1.0857	1.0900	1.0834	1.0889	2023/07/06	1.2704	1.2780	1.2674	1.2740
2023/07/05	0.1383	0.1385	0.1378	0.1379	2023/07/05	1.0879	1.0908	1.0851	1.0857	2023/07/05	1.2713	1.2734	1.2689	1.2704
2023/07/04	0.1378	0.1385	0.1378	0.1384	2023/07/04	1.0912	1.0916	1.0877	1.0880	2023/07/04	1.2691	1.2739	1.2684	1.2712
2023/07/03	0.1375	0.1380	0.1375	0.1378	2023/07/03	1.0908	1.0934	1.0871	1.0912	2023/07/03	1.2698	1.2723	1.2659	1.2691

JPYUSD 5					MXNUSD 5					NZDUSD 5				
Date	Open	High	Low	Close	Date	Open	High	Low	Close	Date	Open	High	Low	Close
2023/07/07	0.0069	0.0070	0.0069	0.0070	2023/07/07	0.0580	0.0586	0.0575	0.0583	2023/07/07	0.6158	0.6220	0.6154	0.6206
2023/07/06	0.0069	0.0070	0.0069	0.0069	2023/07/06	0.0588	0.0588	0.0575	0.0580	2023/07/06	0.6179	0.6220	0.6133	0.6158
2023/07/05	0.0069	0.0069	0.0069	0.0069	2023/07/05	0.0586	0.0589	0.0586	0.0588	2023/07/05	0.6192	0.6207	0.6176	0.6179
2023/07/04	0.0069	0.0069	0.0069	0.0069	2023/07/04	0.0586	0.0588	0.0586	0.0586	2023/07/04	0.6153	0.6213	0.6142	0.6192
2023/07/03	0.0069	0.0069	0.0069	0.0069	2023/07/03	0.0584	0.0587	0.0583	0.0586	2023/07/03	0.6136	0.6170	0.6127	0.6153

Nikkei 225 -Japan (NIK)					5営業日以内に休業日あり	
Date	Open	High	Low	Close	(ドル建て終値)	出来高
2023/07/07	32450.64	32730.25	32327.90	32388.42	227.89	0 1613174100
2023/07/06	33058.40	33079.45	32637.72	32773.02	227.52	1005548700 1565603200
2023/07/05	33165.06	33389.22	33041.14	33338.70	230.60	951326200 1451157000
2023/07/04	33512.26	33576.45	33338.78	33422.52	231.37	993713500 1536782900
2023/07/03	33517.60	33762.81	33510.55	33753.33	233.33	953903000 1482163600
週4本値	33517.60	33762.81	32327.90	32388.42	227.89	(N225銘柄計) (東証一部全体計)

XAUUSD 5				
Date	Open	High	Low	Close
2023/07/07	1910.92	1934.76	1909.65	1924.85
2023/07/06	1915.46	1927.60	1902.84	1910.93
2023/07/05	1925.68	1935.03	1914.85	1915.24
2023/07/04	1921.55	1930.75	1919.99	1925.90
2023/07/03	1919.93	1930.95	1910.29	1921.59
週4本値	1919.93	1935.03	1902.84	1924.85

Dow Jones Industrial - USA (DJA)					5営業日以内に休業日あり	
Date	Open	High	Low	Close	出来高	
2023/07/07	33837.07	34036.38	33716.75	33734.88	272730000	
2023/07/06	34171.39	34171.39	33771.47	33922.26	293840000	
2023/07/05	34344.72	34376.11	34226.98	34288.64	274570000	
2023/07/03	34369.78	34465.60	34286.54	34418.47	157590000	
2023/06/30	34269.92	34467.35	34269.92	34407.60	351060000	
週4本値	34269.92	34467.35	33716.75	33734.88		

Historical Data by

 Arrangement by
<https://fx.najirane.com>

Crude Light Oil 5						
Date	Open	High	Low	Close	出来高	
2023/07/07	71.89	73.92	71.19	73.86	395381	
2023/07/06	71.80	72.34	70.22	71.80	395381	
2023/07/05	70.15	72.17	69.90	71.79	456809	
2023/07/04	0.00	0.00	0.00	0.00	0	
2023/07/03	70.45	71.77	69.69	69.79	303479	
週4本値	70.45	73.92	0.00	73.86		

USDJPY 5					EURJPY 5					GBPJPY 5				
日付	始値	高値	安値	終値	日付	始値	高値	安値	終値	日付	始値	高値	安値	終値
2023/07/07	144.04	144.20	142.09	142.12	2023/07/07	156.86	156.93	155.39	155.87	2023/07/07	183.51	183.57	182.02	182.36
2023/07/06	144.57	144.65	143.56	144.04	2023/07/06	156.95	157.07	155.85	156.85	2023/07/06	183.66	184.01	182.51	183.51
2023/07/05	144.46	144.73	144.08	144.57	2023/07/05	157.16	157.72	156.79	156.95	2023/07/05	183.65	184.01	183.16	183.66
2023/07/04	144.66	144.70	144.21	144.46	2023/07/04	157.85	157.92	157.13	157.16	2023/07/04	183.59	183.91	183.24	183.64
2023/07/03	144.30	144.91	144.01	144.66	2023/07/03	157.41	157.96	157.26	157.85	2023/07/03	183.21	183.76	183.10	183.59

USDJPY Weekly 28					EURJPY Weekly 28					GBPJPY Weekly 28				
日付	始値	高値	安値	終値	日付	始値	高値	安値	終値	日付	始値	高値	安値	終値
2023/07/07	144.30	144.91	142.09	142.12	2023/07/07	157.41	157.96	155.39	155.87	2023/07/07	183.21	184.01	182.02	182.36
2023/06/30	143.63	145.07	142.95	144.27	2023/06/30	156.54	158.00	155.76	157.45	2023/06/30	182.73	183.88	181.71	183.22
2023/06/23	141.81	143.87	141.22	143.79	2023/06/23	155.15	156.93	154.06	156.60	2023/06/23	181.92	182.88	179.93	182.88
2023/06/16	139.44	141.89	139.02	141.84	2023/06/16	149.87	155.23	149.67	155.11	2023/06/16	175.42	182.05	174.36	181.85
2023/06/09	139.97	140.45	138.77	139.45	2023/06/09	149.88	150.44	148.64	149.82	2023/06/09	174.25	175.54	172.68	175.38

先週のIMM取り扱い対ドル8通貨チャート

※ 赤点線は週最高値/青点線は週最低値、BB中心線はSMA21

2023/07/03 ~ 2023/07/07

Chart by OANDA Japan MetaTrader4

