

JAPANESE YEN - CHICAGO MERCANTILE EXCHANGE

Code-097741

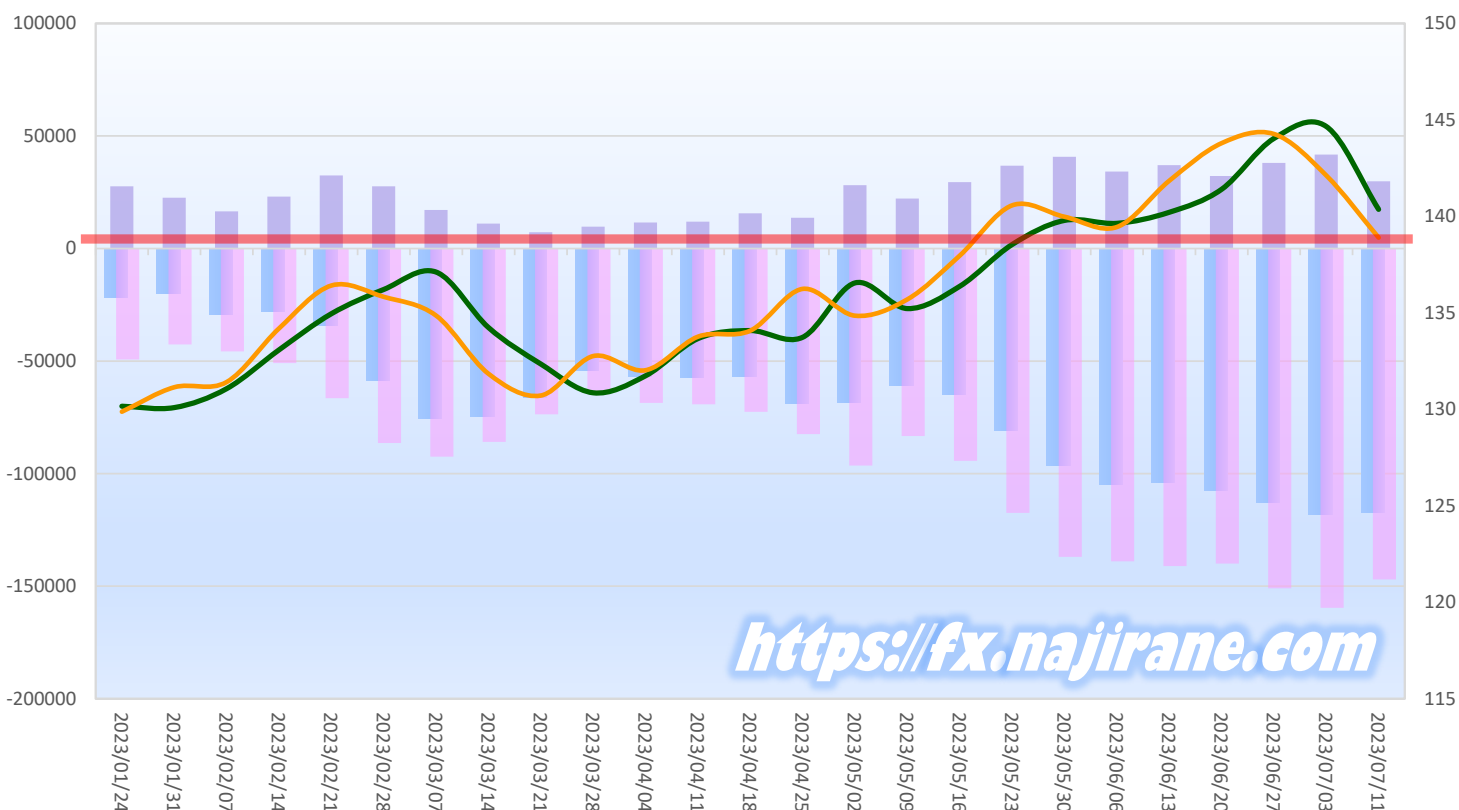
2023/01/17 ~ 2023/07/11

2023/07/28 NYクローズ時公表値

Report_Date	Non Commercial Positions												参考引け値	
	Long	増減	増減(%)	Short	増減	増減(%)	売り越し	増減	増減(%)	売買計	増減	増減(%)	7/11(火)	7/14(金)
2023/07/11	29838	-11875	-28.5%	147020	-12613	-7.9%	117182	-738	-0.6%	176858	-24488	-12.2%	140.36	138.90
2023/07/03	41713	3695	9.7%	159633	8745	5.8%	117920	5050	4.5%	201346	12440	6.6%	144.66	142.12
2023/06/27	38018	5774	17.9%	150888	10988	7.9%	112870	5214	4.8%	188906	16762	9.7%	144.04	144.27
2023/06/20	32244	-4844	-13.1%	139900	-1164	-0.8%	107656	3680	3.5%	172144	-6008	-3.4%	141.40	143.79
2023/06/13	37088	2937	8.6%	141064	2096	1.5%	103976	-841	-0.8%	178152	5033	2.9%	140.21	141.84
2023/06/06	34151	-6585	-16.2%	138968	2039	1.5%	104817	8624	9.0%	173119	-4546	-2.6%	139.64	139.45
2023/05/30	40736	3976	10.8%	136929	19509	16.6%	96193	15533	19.3%	177665	23485	15.2%	139.79	139.98
2023/05/23	36760	7266	24.6%	117420	23135	24.5%	80660	15869	24.5%	154180	30401	24.6%	138.54	140.57
2023/05/16	29494	7265	32.7%	94285	11041	13.3%	64791	3776	6.2%	123779	18306	17.4%	136.38	137.97
2023/05/09	22229	-5859	-20.9%	83244	-13168	-13.7%	61015	-7309	-10.7%	105473	-19027	-15.3%	135.22	135.70
2023/05/02	28088	14408	105.3%	96412	13988	17.0%	68324	-420	-0.6%	124500	28396	29.5%	136.55	134.85
2023/04/25	13680	-1981	-12.6%	82424	9894	13.6%	68744	11875	20.9%	96104	7913	9.0%	133.73	136.24
2023/04/18	15661	3728	31.2%	72530	3390	4.9%	56869	-338	-0.6%	88191	7118	8.8%	134.08	134.08
2023/04/11	11933	410	3.6%	69140	581	0.8%	57207	171	0.3%	81073	991	1.2%	133.67	133.76
2023/04/04	11523	1806	18.6%	68559	4867	7.6%	57036	3061	5.7%	80082	6673	9.1%	131.74	132.03
2023/03/28	9717	2462	33.9%	63692	-9908	-13.5%	53975	-12370	-18.6%	73409	-7446	-9.2%	130.86	132.76
2023/03/21	7255	-3793	-34.3%	73600	-12242	-14.3%	66345	-8449	-11.3%	80855	-16035	-16.5%	132.35	130.71
2023/03/14	11048	-6093	-35.5%	85842	-6602	-7.1%	74794	-509	-0.7%	96890	-12695	-11.6%	134.24	131.85
2023/03/07	17141	-10562	-38.1%	92444	6063	7.0%	75303	16625	28.3%	109585	-4499	-3.9%	137.12	134.86
2023/02/28	27703	-4783	-14.7%	86381	19866	29.9%	58678	24649	72.4%	114084	15083	15.2%	136.21	135.83
2023/02/21	32486	9407	40.8%	66515	15593	30.6%	34029	6186	22.2%	99001	25000	33.8%	134.95	136.42
2023/02/14	23079	6523	39.4%	50922	5277	11.6%	27843	-1246	-4.3%	74001	11800	19.0%	133.08	134.19
2023/02/07	16556	-5994	-26.6%	45645	3035	7.1%	29089	9029	45.0%	62201	-2959	-4.5%	131.07	131.41
2023/01/31	22550	-5070	-18.4%	42610	-6645	-13.5%	20060	-1575	-7.3%	65160	-11715	-15.2%	130.09	131.14
2023/01/24	27620	-1838	-6.2%	49255	-3164	-6.0%	21635	-1326	-5.8%	76875	-5002	-6.1%	130.16	129.88
2023/01/17	29458			52419			22961			81877			128.22	129.58

JAPANESE YEN - CHICAGO MERCANTILE EXCHANGE  
FUTURES ONLY POSITIONS

売越し Long Short 火曜終値 金曜終値

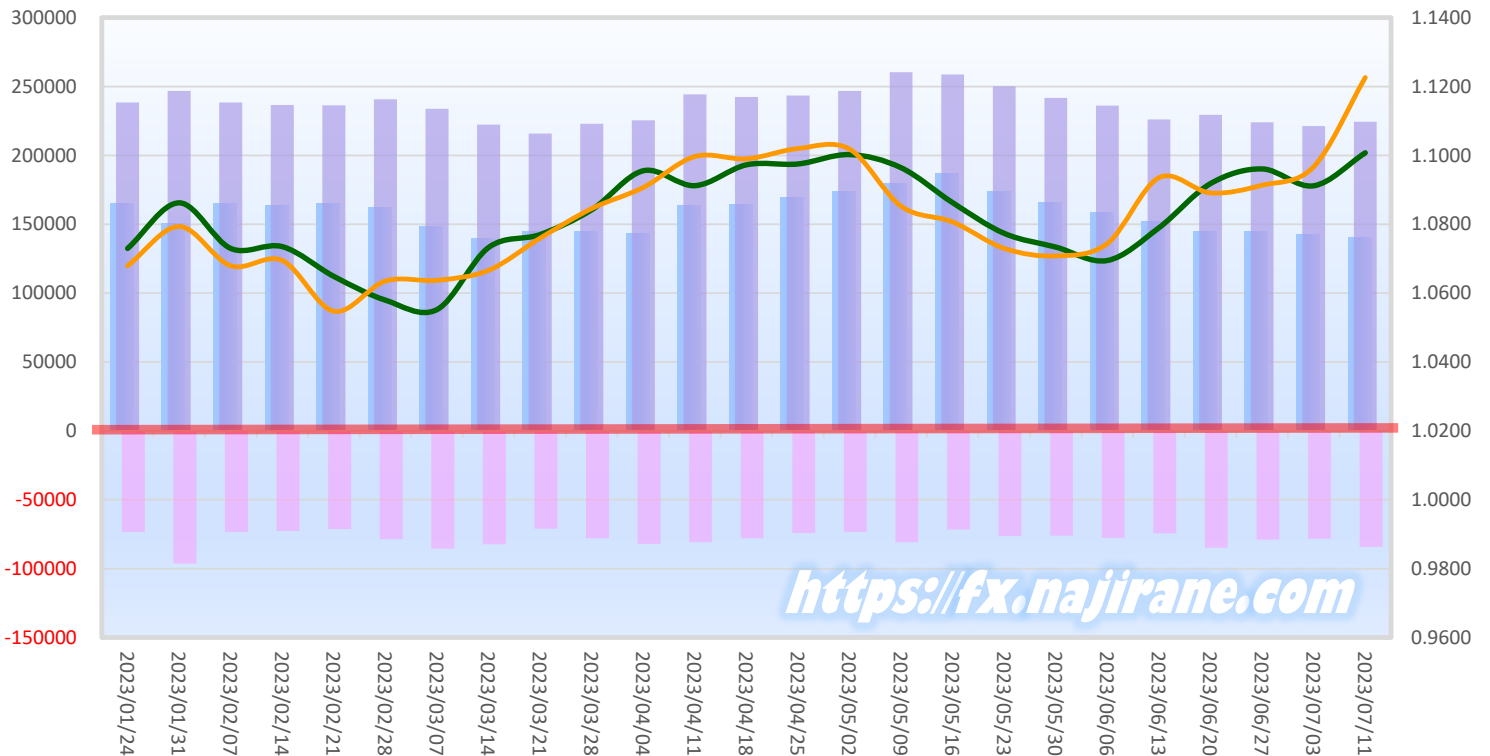


**EURO FX - CHICAGO MERCANTILE EXCHANGE** Code-099741  
 2023/01/17 ~ 2023/07/11 2023/07/28 NYクローズ時公表値

Report_Date	Non Commercial Positions											参考引け値			
	Long	増減			Short	増減			売り越し	増減		売買計	増減		7/11(火)
2023/07/11	224351	3079	1.4%	84189	5754	7.3%	-140162	-2675	-1.9%	308540	8833	2.9%	1.1007	1.1226	
2023/07/03	221272	-2705	-1.2%	78435	-514	-0.7%	-142837	-2191	-1.5%	299707	-3219	-1.1%	1.0912	1.0967	
2023/06/27	223977	-5422	-2.4%	78949	-5801	-6.8%	-145028	379	0.3%	302926	-11223	-3.6%	1.0961	1.0913	
2023/06/20	229399	3261	1.4%	84750	10434	14.0%	-144649	-7173	-4.7%	314149	13695	4.6%	1.0918	1.0891	
2023/06/13	226138	-9922	-4.2%	74316	-3323	-4.3%	-151822	-6599	-4.2%	300454	-13245	-4.2%	1.0790	1.0935	
2023/06/06	236060	-5757	-2.4%	77639	1547	2.0%	-158421	-7304	-4.4%	313699	-4210	-1.3%	1.0695	1.0744	
2023/05/30	241817	-8253	-3.3%	76092	-242	-0.3%	-165725	-8011	-4.6%	317909	-8495	-2.6%	1.0734	1.0708	
2023/05/23	250070	-8666	-3.3%	76334	4687	6.5%	-173736	-13353	-7.1%	326404	-3979	-1.2%	1.0773	1.0730	
2023/05/16	258736	-1599	-0.6%	71647	-9266	-11.5%	-187089	7667	4.3%	330383	-10865	-3.2%	1.0862	1.0807	
2023/05/09	260335	13503	5.5%	80913	7570	10.3%	-179422	5933	3.4%	341248	21073	6.6%	1.0964	1.0852	
2023/05/02	246832	3316	1.4%	73343	-773	-1.0%	-173489	4089	2.4%	320175	2543	0.8%	1.1002	1.1018	
2023/04/25	243516	1147	0.5%	74116	-3892	-5.0%	-169400	5039	3.1%	317632	-2745	-0.9%	1.0975	1.1020	
2023/04/18	242369	-1811	-0.7%	78008	-2834	-3.5%	-164361	1023	0.6%	320377	-4645	-1.4%	1.0973	1.0990	
2023/04/11	244180	18764	8.3%	80842	-1181	-1.4%	-163338	19945	13.9%	325022	17583	5.7%	1.0912	1.0997	
2023/04/04	225416	2498	1.1%	82023	4130	5.3%	-143393	-1632	-1.1%	307439	6628	2.2%	1.0955	1.0907	
2023/03/28	222918	7093	3.3%	77893	6910	9.7%	-145025	183	0.1%	300811	14003	4.9%	1.0842	1.0846	
2023/03/21	215825	-6488	-2.9%	70983	-11374	-13.8%	-144842	4886	3.5%	286808	-17862	-5.9%	1.0770	1.0760	
2023/03/14	222313	-11567	-4.9%	82357	-3075	-3.6%	-139956	-8492	-5.7%	304670	-14642	-4.6%	1.0733	1.0666	
2023/03/07	233880	-6886	-2.9%	85432	6865	8.7%	-148448	-13751	-8.5%	319312	-21	0.0%	1.0552	1.0637	
2023/02/28	240766	4352	1.8%	78567	7221	10.1%	-162199	-2869	-1.7%	319333	11573	3.8%	1.0580	1.0635	
2023/02/21	236414	-160	-0.1%	71346	-1322	-1.8%	-165068	1162	0.7%	307760	-1482	-0.5%	1.0649	1.0547	
2023/02/14	236574	-1764	-0.7%	72668	-632	-0.9%	-163906	-1132	-0.7%	309242	-2396	-0.8%	1.0735	1.0695	
2023/02/07	238338	-8417	-3.4%	73300	-22946	-23.8%	-165038	14529	9.7%	311638	-31363	-9.1%	1.0730	1.0679	
2023/01/31	246755	9012	3.8%	96246	-7148	-6.9%	-150509	16160	12.0%	343001	1864	0.5%	1.0862	1.0794	
2023/01/24	237743	9464	4.1%	103394	2099	2.1%	-134349	7365	5.8%	341137	11563	3.5%	1.0887	1.0866	
2023/01/17	228279			101295			-126984			329574			1.0792	1.0857	

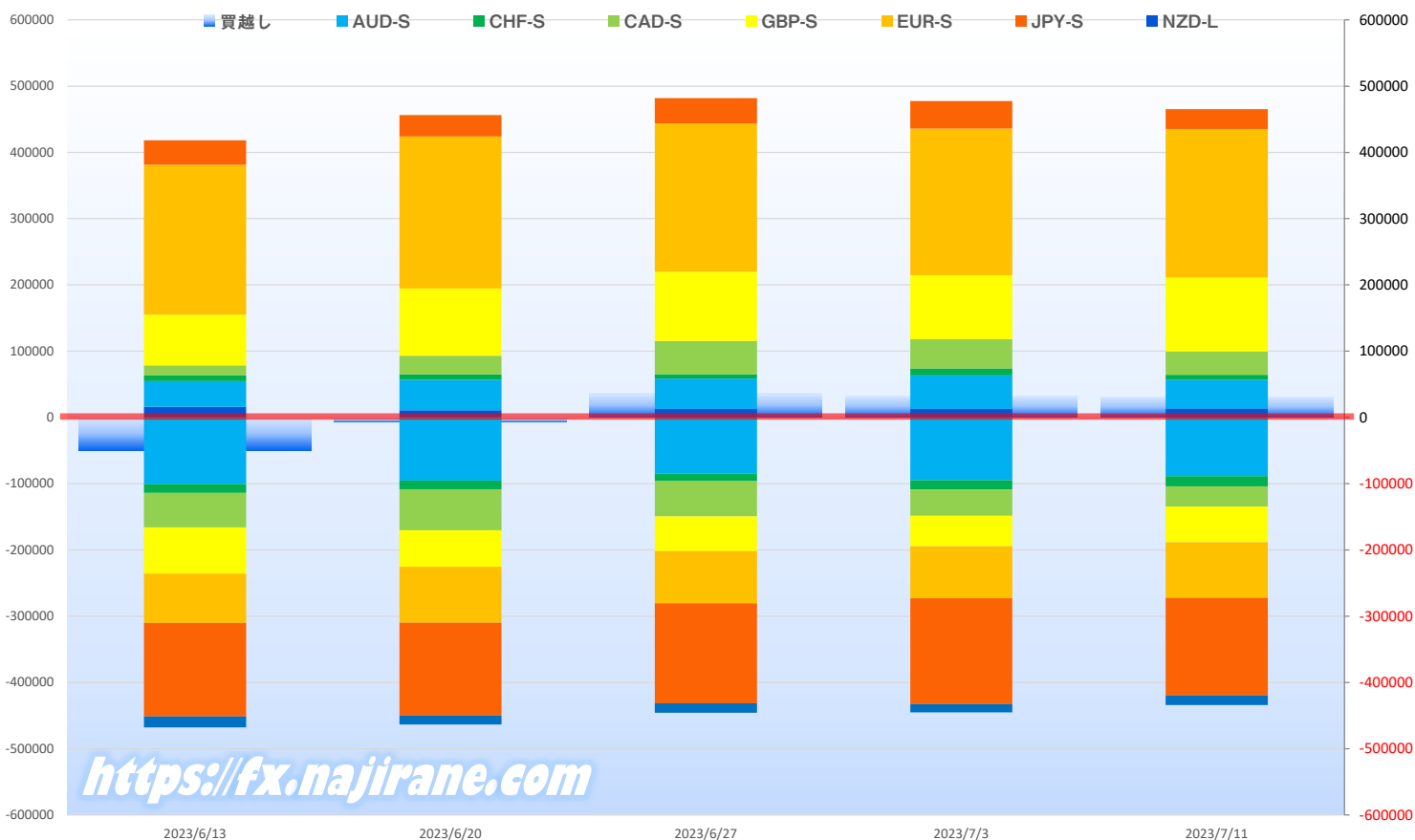
**EURO FX - CHICAGO MERCANTILE EXCHANGE  
 FUTURES ONLY POSITIONS**

■ 売越し ■ Long ■ Short ■ 火曜終値 ■ 金曜終値



	2023/06/13			2023/06/20			2023/06/27			2023/07/03			2023/07/11		
	Long	Short	売り越し	Long	Short	売り越し	Long	Short	売り越し	Long	Short	売り越し	Long	Short	売り越し
JPY	37088	141064	103976	32244	139900	107656	38018	150888	112870	41713	159633	117920	29838	147020	117182
	前週比 枚数増減 (枚)			-4844	-1164	3680	5774	10988	5214	3695	8745	5050	-11875	-12613	-738
	前週比 枚数増減 (%)			-13.1%	-0.8%	3.5%	17.9%	7.9%	4.8%	9.7%	5.8%	4.5%	-28.5%	-7.9%	-0.6%
EUR	226138	74316	-151822	229399	84750	-144649	223977	78949	-145028	221272	78435	-142837	224351	84189	-140162
	前週比 枚数増減 (枚)			3261	10434	-7173	-5422	-5801	379	-2705	-514	-2191	3079	5754	-2675
	前週比 枚数増減 (%)			1.4%	14.0%	-4.7%	-2.4%	-6.8%	0.3%	-1.2%	-0.7%	-1.5%	1.4%	7.3%	-1.9%
GBP	76383	69648	-6735	101567	54959	-46608	104382	52388	-51994	96461	46196	-50265	111667	53604	-58063
	前週比 枚数増減 (枚)			25184	-14689	39873	2815	-2571	5386	-7921	-6192	-1729	15206	7408	7798
	前週比 枚数増減 (%)			33.0%	-21.1%	59.0%	2.8%	-4.7%	11.6%	-7.6%	-11.8%	-3.3%	15.8%	16.0%	15.5%
AUD	38758	100503	61745	45743	95359	49616	45225	84649	39424	50170	94752	44582	43661	88745	45084
	前週比 枚数増減 (枚)			6985	-5144	-12129	-518	-10710	-10192	4945	10103	5158	-6509	-6007	502
	前週比 枚数増減 (%)			18.0%	-5.1%	-19.6%	-1.1%	-11.2%	-20.5%	10.9%	11.9%	13.1%	-13.0%	-6.3%	1.1%
CAD	15536	52204	36668	28187	61730	33543	50307	53154	2847	44178	39651	-4527	35072	30628	-4444
	前週比 枚数増減 (枚)			12651	9526	-3125	22120	-8576	-30696	-6129	-13503	7374	-9106	-9023	-83
	前週比 枚数増減 (%)			81.4%	18.2%	-8.5%	78.5%	-13.9%	-91.5%	-12.2%	-25.4%	259.0%	-20.6%	-22.8%	-1.8%
CHF	8386	13429	5043	8322	13173	4851	6627	11573	4946	10634	14038	3404	7417	15324	7907
	前週比 枚数増減 (枚)			-64	-256	-192	-1695	-1600	95	4007	2465	-1542	-3217	1286	4503
	前週比 枚数増減 (%)			-0.8%	-1.9%	-3.8%	-20.4%	-12.1%	2.0%	60.5%	21.3%	-31.2%	-30.3%	9.2%	132.3%
NZD	15943	16774	831	10867	13526	2659	13207	14038	831	13170	12340	-830	13297	14548	1251
	前週比 枚数増減 (枚)			-5076	-3248	1828	2340	512	-1828	-37	-1698	1661	127	2208	2081
	前週比 枚数増減 (%)			-31.8%	-19.4%	220.0%	21.5%	3.8%	-68.7%	-0.3%	-12.1%	199.9%	1.0%	17.9%	250.7%
MXN	131738	52903	-78835	121005	21287	-99718	117098	20749	-96349	123919	28679	-95240	122996	26830	-96166
	前週比 枚数増減 (枚)			-10733	-31616	20883	-3907	-538	-3369	6821	7930	-1109	-923	-1849	926
	前週比 枚数増減 (%)			-8.1%	-59.8%	26.5%	-3.2%	-2.5%	-3.4%	5.8%	38.2%	-1.2%	-0.7%	-6.4%	1.0%
Total All 8	549970	520841	-29129	577334	484684	-92650	598841	466388	-132453	601517	473724	-127793	588299	460888	-127411
	前週比 枚数増減 (枚)			27364	-36157	63521	21507	-18296	39803	2676	7336	-4660	-13218	-12836	-382
	前週比 枚数増減 (%)			5.0%	-6.9%	218.1%	3.7%	-3.8%	43.0%	0.4%	1.6%	-3.5%	-2.2%	-2.7%	-0.3%
Total 7 (MXN除く)	418232	467938	49706	456329	463397	7068	481743	445639	-36104	477598	445045	-32553	465303	434058	-31245
	前週比 枚数増減 (枚)			38097	-4541	-42638	25414	-17758	43172	-4145	-594	-3551	-12295	-10987	-1308
	前週比 枚数増減 (%)			9.1%	-1.0%	-85.8%	5.6%	-3.8%	610.8%	-0.9%	-0.1%	-9.8%	-2.6%	-2.5%	-4.0%

## 直近5週 CFTC IMM主要7通貨の売買構成

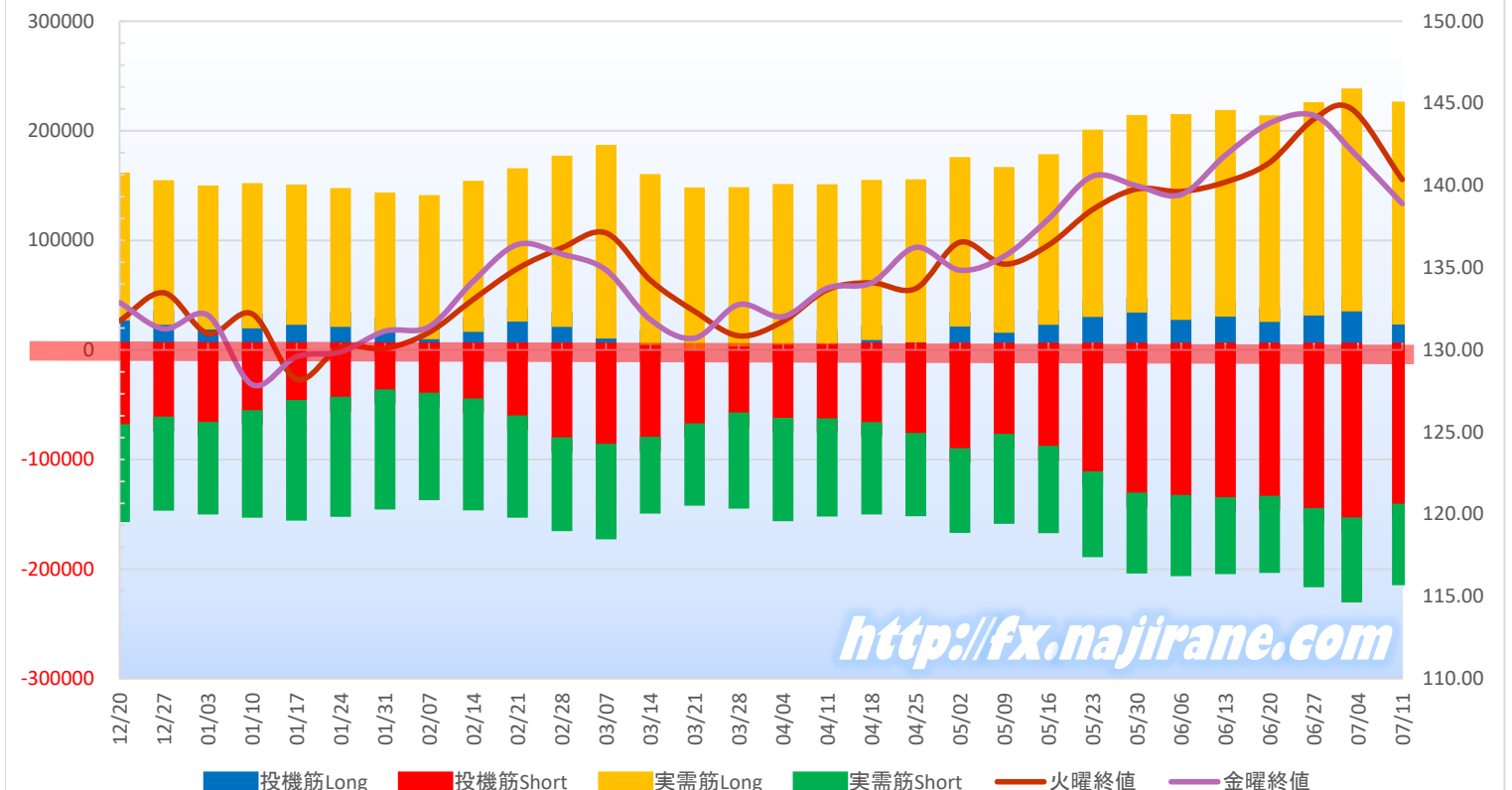


**JAPANESE YEN - CHICAGO MERCANTILE EXCHANGE  
FUTURES ONLY POSITIONS**

Code-097741  
2023/07/28 公表値

Date	投機筋集計				実需筋集計				投機筋+実需筋合計				ドル円終値	
	円買い	円売り	売り越し	売買計	円買い	円売り	売り越し	売買計	円買い	円売り	売り越し	売買計	火曜締め	金曜締め
2023/07/11	29838	147020	117182	176858	190189	61112	-129077	251301	220027	208132	-11895	428159	140.36	138.90
2023/07/03	41713	159633	117920	201346	190157	64147	-126010	254304	231870	223780	-8090	455650	144.66	142.12
2023/06/27	38018	150888	112870	188906	181511	59145	-122366	240656	219529	210033	-9496	429562	144.04	144.27
2023/06/20	32244	139900	107656	172144	175201	56929	-118272	232130	207445	196829	-10616	404274	141.40	143.79
2023/06/13	37088	141064	103976	178152	175067	56886	-118181	231953	212155	197950	-14205	410105	140.21	141.84
2023/06/06	34151	138968	104817	173119	174461	60725	-113736	235186	208612	199693	-8919	408305	139.64	139.45
2023/05/30	40736	136929	96193	177665	166931	60419	-106512	227350	207667	197348	-10319	405015	139.79	139.98
2023/05/23	36760	117420	80660	154180	157498	65120	-92378	222618	194258	182540	-11718	376798	138.54	140.57
2023/05/16	29494	94285	64791	123779	142392	66255	-76137	208647	171886	160540	-11346	332426	136.38	137.97
2023/05/09	22229	83244	61015	105473	137992	68830	-69162	206822	160221	152074	-8147	312295	135.22	135.70
2023/05/02	28088	96412	68324	124500	141332	63811	-77521	205143	169420	160223	-9197	329643	136.55	134.85
2023/04/25	13680	82424	68744	96104	135330	62705	-72625	198035	149010	145129	-3881	294139	133.73	136.24
2023/04/18	15661	72530	56869	88191	132747	71102	-61645	203849	148408	143632	-4776	292040	134.08	134.08
2023/04/11	11933	69140	57207	81073	132604	76255	-56349	208859	144537	145395	858	289932	133.67	133.76
2023/04/04	11523	68559	57036	80082	133327	81061	-52266	214388	144850	149620	4770	294470	131.74	132.03
2023/03/28	9717	63692	53975	73409	132070	74508	-57562	206578	141787	138200	-3587	279987	130.86	132.76
2023/03/21	7255	73600	66345	80855	134389	61905	-72484	196294	141644	135505	-6139	277149	132.35	130.71
2023/03/14	11048	85842	74794	96890	142857	56863	-85994	199720	153905	142705	-11200	296610	134.24	131.85
2023/03/07	17141	92444	75303	109585	163246	73643	-89603	236889	180387	166087	-14300	346474	137.12	134.86
2023/02/28	27703	86381	58678	114084	142893	72372	-70521	215265	170596	158753	-11843	329349	136.21	135.83
2023/02/21	32486	66515	34029	99001	126777	79888	-46889	206665	159263	146403	-12860	305666	134.95	136.42
2023/02/14	23079	50922	27843	74001	124522	88753	-35769	213275	147601	139675	-7926	287276	133.08	134.19
2023/02/07	16556	45645	29089	62201	118080	84734	-33346	202814	134636	130379	-4257	265015	131.07	131.41
2023/01/31	22550	42610	20060	65160	114423	96244	-18179	210667	136973	138854	1881	275827	130.09	131.14
2023/01/24	27620	49255	21635	76875	113437	96292	-17145	209729	141057	145547	4490	286604	130.16	129.88
2023/01/17	29458	52419	22961	81877	114907	96823	-18084	211730	144365	149242	4877	293607	128.22	129.58
2023/01/10	26395	61772	35377	88167	119166	84678	-34488	203844	145561	146450	889	292011	132.19	127.88
2023/01/03	25377	72241	46864	97618	117959	71186	-46773	189145	143336	143427	91	286763	131.00	132.10
2022/12/27	29685	67415	37730	97100	118599	72598	-46001	191197	148284	140013	-8271	288297	133.48	131.28
2022/12/20	33686	74567	40881	108253	121482	75759	-45723	197241	155168	150326	-4842	305494	131.77	132.88

**JAPANESE YEN - CHICAGO MERCANTILE EXCHANGE  
FUTURES ONLY POSITIONS Cord-097741**

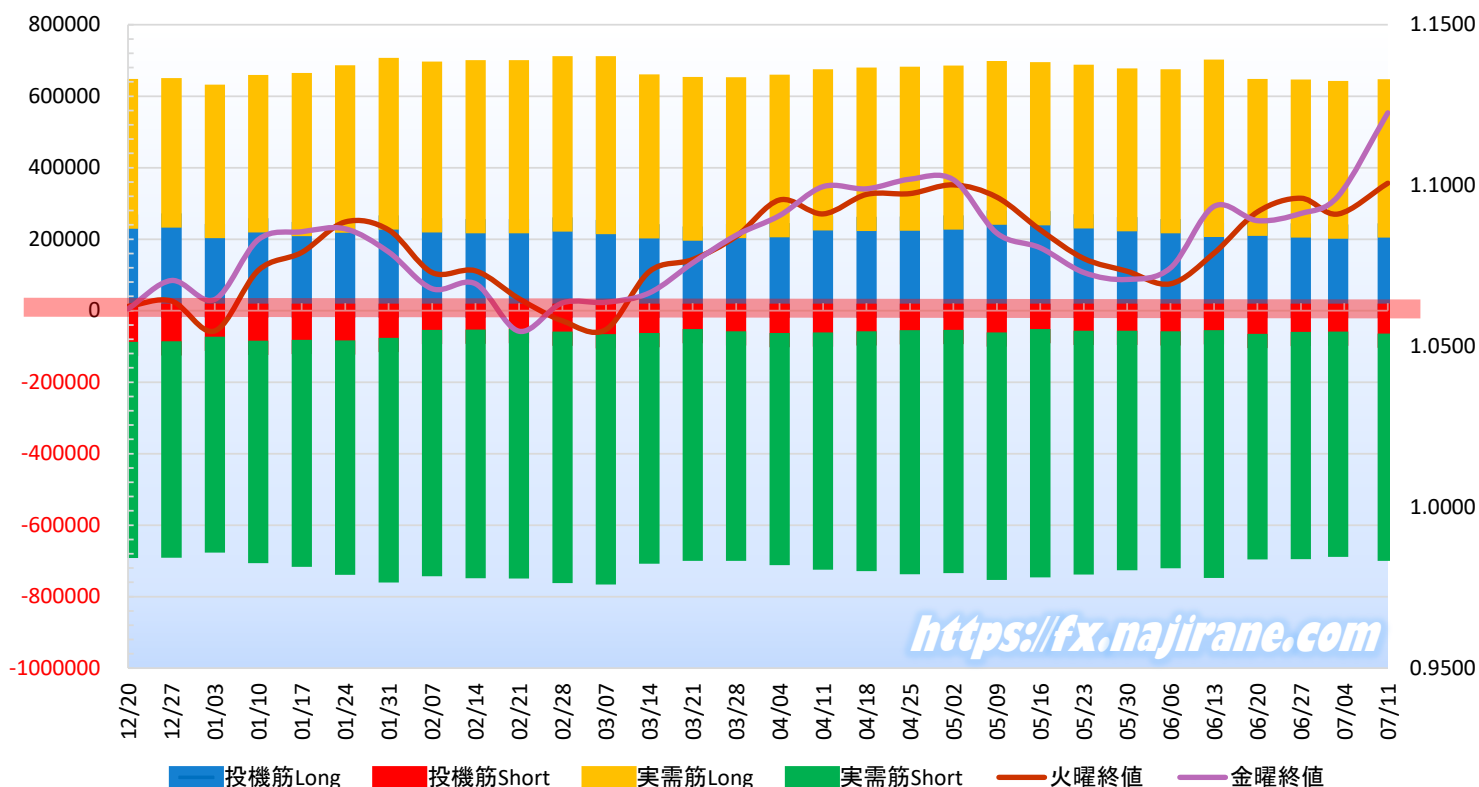


**EURO FX – CHICAGO MERCANTILE EXCHANGE  
FUTURES ONLY POSITIONS**

**Code-099741  
2023/07/28 公表値**

Date	投機筋集計				実需筋集計				投機筋+実需筋合計				ユーロドル終値	
	EUR買い	EUR売り	売り越し	売買計	EUR買い	EUR売り	売り越し	売買計	EUR買い	EUR売り	売り越し	売買計	火曜締め	金曜締め
2023/07/11	224351	84189	-140162	308540	403460	595922	192462	999382	627811	680111	52300	1307922	1.1007	1.1226
2023/07/03	221272	78435	-142837	299707	401256	590715	189459	991971	622528	669150	46622	1291678	1.0912	1.0967
2023/06/27	223977	78949	-145028	302926	403130	596390	193260	999520	627107	675339	48232	1302446	1.0961	1.0913
2023/06/20	229399	84750	-144649	314149	398646	591369	192723	990015	628045	676119	48074	1304164	1.0918	1.0891
2023/06/13	226138	74316	-151822	300454	456529	653600	197071	1110129	682667	727916	45249	1410583	1.0790	1.0935
2023/06/06	236060	77639	-158421	313699	419532	623448	203916	1042980	655592	701087	45495	1356679	1.0695	1.0744
2023/05/30	241817	76092	-165725	317909	415872	629887	214015	1045759	657689	705979	48290	1363668	1.0734	1.0708
2023/05/23	250070	76334	-173736	326404	418071	642266	224195	1060337	668141	718600	50459	1386741	1.0773	1.0730
2023/05/16	258736	71647	-187089	330383	416383	654716	238333	1071099	675119	726363	51244	1401482	1.0862	1.0807
2023/05/09	260335	80913	-179422	341248	418410	652670	234260	1071080	678745	733583	54838	1412328	1.0964	1.0852
2023/05/02	246832	73343	-173489	320175	418940	640643	221703	1059583	665772	713986	48214	1379758	1.1002	1.1018
2023/04/25	243516	74116	-169400	317632	418842	643279	224437	1062121	662358	717395	55037	1379753	1.0975	1.1020
2023/04/18	242369	78008	-164361	320377	417586	630871	213285	1048457	659955	708879	48924	1368834	1.0973	1.0990
2023/04/11	244180	80842	-163338	325022	411456	623521	212065	1034977	655636	704363	48727	1359999	1.0912	1.0997
2023/04/04	225416	82023	-143393	307439	415104	609891	194787	1024995	640520	691914	51394	1332434	1.0955	1.0907
2023/03/28	222918	77893	-145025	300811	410545	601793	191248	1012338	633463	679686	46223	1313149	1.0842	1.0846
2023/03/21	215825	70983	-144842	286808	417802	608973	191171	1026775	633627	679956	46329	1313583	1.0770	1.0760
2023/03/14	222313	82357	-139956	304670	418829	605698	186869	1024527	641142	688055	46913	1329197	1.0733	1.0666
2023/03/07	233880	85432	-148448	319312	458256	660884	202628	1119140	692136	746316	54180	1438452	1.0552	1.0637
2023/02/28	240766	78567	-162199	319333	451634	663537	211903	1115171	692400	742104	49704	1434504	1.0580	1.0635
2023/02/21	236414	71346	-165068	307760	444658	658476	213818	1103134	681072	729822	48750	1410894	1.0649	1.0547
2023/02/14	236574	72668	-163906	309242	444388	656178	211790	1100566	680962	728846	47884	1409808	1.0735	1.0695
2023/02/07	238338	73300	-165038	311638	438393	650139	211746	1088532	676731	723439	46708	1400170	1.0730	1.0679
2023/01/31	246755	96246	-150509	343001	440756	644345	203589	1085101	687511	740591	53080	1428102	1.0862	1.0794
2023/01/24	237743	103394	-134349	341137	429253	615703	186450	1044956	666996	719097	52101	1386093	1.0887	1.0866
2023/01/17	228279	101295	-126984	329574	416510	595584	179074	1012094	644789	696879	52090	1341668	1.0792	1.0857
2023/01/10	238623	103641	-134982	342264	400775	582985	182210	983760	639398	686626	47228	1326024	1.0737	1.0832
2023/01/03	222543	92628	-129915	315171	389861	563942	174081	953803	612404	656570	44166	1268974	1.0548	1.0646
2022/12/27	251887	105725	-146162	357612	379076	565896	186820	944972	630963	671621	40658	1302584	1.0641	1.0705
2022/12/20	249149	106877	-142272	356026	379011	565025	186014	944036	628160	671902	43742	1300062	1.0625	1.0617

**EURO FX - CHICAGO MERCANTILE EXCHANGE  
FUTURES ONLY POSITIONS Code-099741**



# Bitcoin/USD 及び CME Futures (当月及び限月別)

※取引単位=5ビットコイン  
(CME CFビットコイン参考基準レート=BRRを対象)

Bitcoin/USD						CME Futures 2023/07		CME Futures 2023/08		CME Futures 2023/09		CME Futures 2023/10		CME Futures 2023/11	
Date	Open	High	Low	Close	Close	Volume	Close	Volume	Close	Volume	Close	Volume	Close	Volume	
2023/7/15	30311	30387	30274	30343	0	0	0	0	0	0	0	0	0	0	
2023/7/14	31475	31582	29966	30334	30235	14992	30565	1948	30850	90	31065	0	31265	0	
2023/7/13	30387	31815	30268	31476	31925	14992	32280	1948	32555	90	0	0	0	0	
2023/7/12	30622	30960	30229	30392	30395	10377	30705	506	30960	17	31175	0	31355	0	
2023/7/11	30418	30788	30358	30621	30755	6161	31050	576	31295	38	31510	0	31690	0	
2023/7/10	30172	31026	29985	30414	31055	5866	31310	663	31570	49	31785	0	31955	0	
2023/7/9	30292	30428	30086	30171	0	0	0	0	0	0	0	0	0	0	
2023/7/8	30347	30374	30080	30293	0	0	0	0	0	0	0	0	0	0	
2023/7/7	29908	30435	29777	30342	30370	6541	30675	227	30920	53	31135	2	31305	0	
2023/7/6	30507	31460	29892	29909	30510	11172	30785	885	31020	90	31250	1	31415	0	
2023/7/5	30779	30877	30226	30514	30675	9567	30995	1119	31265	52	31485	3	31630	0	
2023/7/4	31157	31325	30659	30778	0	0	0	0	0	0	0	0	0	0	
2023/7/3	30625	31376	30587	31156	31700	6603	32000	374	32265	20	32455	0	32600	0	
2023/7/2	30587	30766	30264	30621	0	0	0	0	0	0	0	0	0	0	
2023/7/1	30472	30641	30329	30590	0	0	0	0	0	0	0	0	0	0	
2023/6/30	30441	31257	29600	30477	30680	19808	30955	1696	31170	100	31385	1	31550	0	
2023/6/29	30086	30796	30057	30445	31040	8930	31330	2128	31565	40	31750	3	31865	1	
2023/6/28	30697	30703	29922	30086	30480	6418	30765	2004	30985	15	31145	0	31255	0	
2023/6/27	30274	31007	30237	30688	31040	5565	31295	2576	31485	27	31620	2	31720	0	
2023/6/26	30481	30636	29956	30271	30600	5369	30800	327	30995	35	31130	0	31230	0	
2023/6/25	30545	31041	30328	30480	0	0	0	0	0	0	0	0	0	0	
2023/6/24	30709	30804	30290	30549	0	0	0	0	0	0	0	0	0	0	
2023/6/23	29896	31390	29845	30695	31355	2004	31560	152	31730	22	31860	1	31960	0	
2023/6/22	29996	30496	29679	29912	30555	783	30730	159	30885	40	31005	0	31135	0	
2023/6/21	28311	30737	28283	30027	30445	1900	30650	167	30815	18	30945	1	31040	1	
2023/6/20	26842	28389	26669	28327	28345	1449	28515	255	28670	119	28790	0	28885	0	
2023/6/19	26335	26985	26313	26851	0	0	0	0	0	0	0	0	0	0	
2023/6/18	26510	26676	26326	26336	0	0	0	0	0	0	0	0	0	0	
2023/6/17	26329	26769	26174	26511	0	0	0	0	0	0	0	0	0	0	
2023/6/16	25575	26463	25245	26327	26565	573	26715	86	26845	3	26965	0	27060	0	
2023/6/15	25122	25735	24797	25576	25615	614	25770	43	25900	0	26020	0	26115	1	
2023/6/14	25920	26042	24902	25125	26040	478	26195	97	26330	5	26450	0	26545	0	
2023/6/13	25903	26376	25728	25919	26090	407	26255	40	26390	0	26510	0	26605	0	
2023/6/12	25934	26088	25675	25903	26025	211	26190	54	26320	1	26440	0	26535	0	
2023/6/11	25854	26203	25669	25940	0	0	0	0	0	0	0	0	0	0	
2023/6/10	26482	26531	25502	25851	0	0	0	0	0	0	0	0	0	0	
2023/6/9	26506	26770	26339	26480	26620	187	26770	3	26900	4	27020	0	27115	0	
2023/6/8	26348	26798	26247	26508	26790	151	26935	30	27065	11	27185	2	27280	3	
2023/6/7	27236	27332	26147	26346	26750	193	26900	28	27040	2	27160	0	27240	0	
2023/6/6	25732	27314	25435	27239	27410	709	27555	30	27695	7	27810	0	27890	0	
2023/6/5	27123	27130	25445	25760	25820	765	25995	70	26125	2	26235	3	26295	3	
2023/6/4	27075	27407	26968	27119	0	0	0	0	0	0	0	0	0	0	
2023/6/3	27252	27317	26958	27075	0	0	0	0	0	0	0	0	0	0	
2023/6/2	26825	27304	26575	27250	27550	532	27710	19	27840	2	27950	0	28010	3	
2023/6/1	27218	27346	26672	26820	27100	483	27285	51	27425	0	27530	0	27590	0	
2023/5/31	27701	27832	26866	27220	27255	874	27420	69	27545	0	27650	0	27710	0	
2023/5/30	27745	28045	27589	27702	28255	471	28395	32	28515	1	28620	0	28670	0	
2023/5/29	28076	28432	27564	27746	0	0	0	0	0	0	0	0	0	0	
2023/5/28	26871	28193	26803	28086	0	0	0	0	0	0	0	0	0	0	
2023/5/27	26720	26889	26621	26868	0	0	0	0	0	0	0	0	0	0	
2023/5/26	26474	26917	26344	26719	27095	392	27235	35	27340	0	27440	0	27540	0	
2023/5/25	26329	26592	25891	26476	26760	2119	26910	54	27015	0	27115	0	27215	0	
2023/5/24	27225	27225	26107	26335	26605	1347	26755	4	26875	4	26970	1	27070	0	
2023/5/23	26856	27435	26816	27226	27650	875	27800	1	27920	1	28015	0	28115	0	
2023/5/22	26750	27046	26550	26851	27285	275	27410	14	27510	10	27605	1	27705	0	
2023/5/21	27118	27266	26707	26754	0	0	0	0	0	0	0	0	0	0	
2023/5/20	26889	27155	26843	27130	0	0	0	0	0	0	0	0	0	0	
2023/5/19	26827	27129	26700	26890	27270	150	27395	5	27505	0	27600	0	27700	0	
2023/5/18	27402	27467	26415	26832	27155	109	27270	4	27380	0	27475	0	27575	0	
2023/5/17	27035	27466	26600	27399	27790	118	27920	7	28030	3	28125	0	28225	0	
2023/5/16	27172	27299	26879	27037	27305	32	27415	2	27520	1	27610	1	27710	0	
2023/5/15	26931	27646	26766	27193	27780	53	27890	3	27995	1	28045	0	28145	0	
2023/5/14	26789	27151	26661	26931	0	0	0	0	0	0	0	0	0	0	
2023/5/13	26808	27030	26711	26784	0	---	---	---	---	---	---	---	---	---	
2023/5/12	26988	27056	25878	26805	26775	5	26880	2	26990	4	27040	0	27140	0	
2023/5/11	27621	27622	26782	27001	27145	19	27260	8	27370	0	27420	0	27520	0	
2023/5/10	27655	28323	26884	27622	28065	51	28185	4	28295	3	28345	0	28445	0	
2023/5/9	27695	27821	27376	27659	28055	9	28170	8	28280	4	28330	2	28430	0	
2023/5/8	28450	28663	27310	27694	27655	26	27770	0	27875	1	27925	0	28025	0	
2023/5/7	28902	29158	28441	28455	0	0	---	---	---	---	---	---	---	---	

## Bitcoin/USD



<https://fx.najirane.com>



Date	BTC(BitCoin)/JPY					ETH(Ethereum)/JPY					XRP(Ripple)/JPY				
	Open	High	Low	Close	Volume	Open	High	Low	Close	Volume	Open	High	Low	Close	Volume
2023/7/15	4204035.50	4214461.50	4198859.00	4208445.50	2482039.95	268795.25	269472.34	267457.03	269097.09	1233840.77	99.7872	101.3731	96.7070	99.7033	780790.73
2023/7/14	4203515.50	4389973.50	4191663.75	4345571.50	3270091.39	258960.20	277664.31	258323.14	277018.25	1534512.63	65.1676	122.5005	65.1638	112.5690	1435453.55
2023/7/13	4289518.50	4299883.00	4183338.25	4204090.50	2048073.80	263112.53	263280.13	258253.45	258970.38	882411.01	66.6341	66.6091	64.7680	65.1681	99018.25
2023/7/12	4298313.50	4326606.50	4278096.50	4289337.00	1702211.41	265755.19	265908.75	262394.34	263114.50	687116.69	67.5016	67.5784	66.2580	66.6380	90438.27
2023/7/11	4288602.50	4384367.50	4271017.50	4297866.50	2095373.00	264834.44	269265.06	263333.56	264741.28	895405.80	66.5987	67.8229	66.1942	67.4987	125161.93
2023/7/10	4304892.00	4323304.00	4277270.00	4288433.50	1123351.34	265129.03	266987.03	264143.94	264801.69	624386.29	66.8856	67.0483	66.5125	66.5991	46185.99
2023/7/9	4312146.00	4316663.00	4274842.00	4305024.50	1067195.35	265860.06	266073.13	262151.28	265121.16	610953.50	66.6080	67.3572	66.2320	66.8856	58186.91
2023/7/8	4305985.50	4327045.50	4284680.50	4311484.50	1901909.00	265994.47	267456.47	263611.81	265803.28	919196.28	66.7631	67.5776	66.2005	66.6092	97014.98
2023/7/7	4408256.00	4530326.50	4322894.00	4306178.50	3042066.30	276053.56	281744.03	266043.16	266156.28	1282093.07	69.1037	69.6712	67.0001	66.7665	136802.71
2023/7/6	4445025.00	4462206.50	4359697.00	4409270.00	1803583.28	279709.78	280799.88	273710.97	276078.28	871920.34	70.4489	71.0495	68.1013	69.1099	137295.91
2023/7/5	4505176.50	4530000.00	4428851.50	4444860.00	1850123.83	282762.13	284400.66	279152.19	279686.19	820792.96	70.7815	71.2452	69.8089	70.4535	121552.53
2023/7/4	4422800.50	4541353.50	4429819.50	4505115.00	2208262.49	279869.66	285508.47	279498.94	282742.59	1136313.62	69.9714	71.0499	69.4342	70.7868	153265.97
2023/7/3	4414811.50	4440315.50	4368157.00	4422259.50	1521238.87	277765.09	282611.06	273645.75	279805.34	916197.23	68.3448	71.3780	68.0289	69.9706	166757.94
2023/7/2	4398152.00	4422608.50	4377514.50	4415217.00	1311514.73	279046.16	280399.69	275802.19	277782.09	741421.05	68.4176	68.6247	67.2029	68.3458	106435.70
2023/7/1	4407364.50	4522896.00	4276332.00	4398932.00	3808609.94	268137.75	280757.06	264563.94	279026.69	1861217.84	68.7280	69.7801	65.9517	68.4202	182137.09
2023/6/30	4344143.00	4458861.00	4336398.00	4407943.00	1908353.27	263953.41	271695.00	263953.41	268169.44	821961.32	67.1660	69.0335	66.7105	68.7312	104070.57
2023/6/29	4416552.00	4417519.00	4318990.50	4344151.50	2103978.34	271915.50	271959.03	263006.88	263940.69	1030260.59	69.6137	69.6037	65.9172	67.1734	142888.21
2023/6/28	4343260.00	4458254.00	4338763.00	4415344.00	2363742.80	266748.31	275186.75	266259.31	271886.28	1105850.46	68.7702	69.7345	68.4491	69.6139	121870.91
2023/6/27	4375186.50	4395004.00	4298987.00	4342802.50	2366170.33	272733.97	273340.47	264086.09	266760.75	1236612.66	70.3748	70.4184	68.0772	68.7667	136753.39
2023/6/26	4389185.00	4460475.00	4353576.00	4375149.00	1823460.32	269550.13	277199.00	268831.78	272799.41	995823.25	70.0248	71.2215	69.5782	70.3746	97783.81
2023/6/25	4412692.00	4426402.00	4352542.00	4389694.50	1745581.20	272125.56	273771.66	268395.16	269850.88	722228.55	71.3554	71.3554	69.3800	70.0244	99708.66
2023/6/24	4277014.00	4514459.00	426802.50	4410785.50	3465286.84	267888.03	277984.19	266896.22	271994.81	1191319.93	70.8101	72.1382	69.5644	71.3541	159286.38
2023/6/23	4250788.50	4320602.00	4235339.00	4279288.50	2954666.96	267806.84	273730.53	266553.78	267945.56	1212824.23	70.9469	74.1272	70.1123	70.8118	21784.91
2023/6/22	4002580.25	4362272.50	399307.25	425233.00	4725641.32	253347.64	269054.69	252982.70	267978.69	1662490.14	69.6794	71.2108	69.4169	70.9545	185060.74
2023/6/21	3809601.25	4013277.50	3778237.00	4004867.25	3140255.41	246513.02	253516.30	243011.05	253365.30	1013827.76	70.0309	70.4464	67.1221	69.8060	151766.67
2023/6/20	3734839.75	3829791.00	3734422.25	3810930.25	1820516.88	243998.63	247678.23	242141.92	246323.66	79516.43	69.1465	70.5859	68.6502	70.0268	123599.43
2023/6/19	3760111.25	3782755.25	3735037.75	3734949.00	1356587.75	244976.55	247716.14	243741.22	244008.86	541750.27	68.0506	70.4490	67.5944	69.1466	105510.33
2023/6/18	3734328.75	3768837.50	3712459.50	3760142.25	1572898.64	243484.17	250588.89	243126.63	244878.03	691472.32	67.4801	68.8224	66.7439	68.0511	91017.01
2023/6/17	3587353.50	3752701.75	3568772.00	3734156.25	2315406.64	233601.20	245077.63	233714.52	243483.77	890869.09	67.3429	67.9702	64.9308	67.4770	165397.97
2023/6/16	3516506.75	3609866.00	3499422.00	3587509.50	2221453.35	231035.09	235157.94	229080.80	233616.52	1027951.62	67.2217	68.4791	66.3383	67.3444	166537.90
2023/6/15	3632464.00	3647362.50	3488351.75	3516927.00	1996900.91	243738.44	244899.59	229303.77	231038.03	1044650.05	72.8848	72.8954	65.4750	67.2207	246004.36
2023/6/14	3612435.50	3675634.00	3601036.50	3632249.50	1982065.93	242994.48	245534.47	242600.34	243708.66	870847.25	73.3113	73.6215	71.2086	72.8849	366845.40
2023/6/13	3614591.00	3625354.00	3584518.50	3612374.00	1462860.65	244334.89	244740.06	240535.25	243013.81	841139.59	72.6371	73.3202	71.3362	73.1713	167322.63
2023/6/12	3603922.75	3650519.00	3578128.25	3615411.00	1495857.46	244293.59	247450.58	242702.00	244382.25	635426.37	70.8391	73.6099	70.3034	72.6451	151418.66
2023/6/11	3691690.00	3698560.00	3554828.50	3603533.75	2770187.52	256559.84	257172.34	239960.56	244273.67	1503863.01	74.9961	75.0041	67.2392	70.8404	294138.78
2023/6/10	3682172.75	3727772.75	3667348.00	3691496.75	1535622.98	256455.05	258285.02	254925.63	256536.59	642772.97	72.8688	75.1791	72.7467	74.9884	172000.19
2023/6/9	3686440.75	3720298.75	3669837.75	3682491.25	1653804.66	256396.75	258381.53	258995.72	256486.16	630141.79	72.7017	73.2492	72.3386	72.8694	13200.91
2023/6/8	3800403.50	3811690.25	3664001.75	3686209.25	2732552.77	262941.31	264106.75	255312.02	256380.30	1108114.67	74.0148	74.8034	71.3595	72.7039	230811.52
2023/6/7	3587666.00	3813091.25	3551715.00	3800840.75	306018.73	252437.98	264886.09	251547.53	262958.31	1214594.76	71.1595	74.2021	69.6097	74.0198	222695.52
2023/6/6	3801975.00	3801605.75	3549443.00	3591568.25	2999463.09	264988.81	265041.00	248417.00	252611.83	1289194.31	75.1345	75.9013	68.9761	71.1610	289593.94
2023/6/5	3789298.00	3837311.50	3774337.25	3801408.50	13112163.54	264850.56	267622.72	263906.38	265002.25	525240.77	72.6879	76.2545	72.7027	75.1212	132346.43
2023/6/4	3813826.50	3823157.50	3772906.75	3789299.25	1173606.11	266934.00	267130.13	263883.09	264852.56	485962.12	73.5210	74.1586	72.3632	72.6857	95861.93
2023/6/3	3720373.75	3821039.00	3691125.00	3813443.75	2076422.04	258304.83	267353.00	257231.42	266911.03	853349.07	70.3595	73.6560	70.1384	73.5253	149843.46
2023/6/2	3786565.75	3807920.75	3719651.50	3719738.00	2035868.00	260694.89	262940.09	257475.80	258274.00	782231.35	71.9779	71.9781	69.9268	70.3613	151965.77
2023/6/1	3871010.50	3890771.25	3758121.75	3786739.00	2178079.96	265668.97	266598.86	259485.82	260724.91	832552.22	72.9322	73.7291	70.2253	71.9772	22602.37
2023/5/31	3897524.00	3932001.50	3856569.25	3871264.75	1851772.43	265934.16	268712.44	264317.94	265658.97	749513.89	69.4278	73.4610	68.6983	72.9382	296258.30
2023/5/30	3955429.75	4004347.00	3868288.50	3897630.75	2132609.56	268991.38	271315.81	263681.09	265932.03	826655.55	68.0298	69.4284	67.0681	69.4164	146088.55
2023/5/29	3779562.75	3968749.50	3769941.00	3956846.50	2049204.67	257553.19	269788.44	256761.09	269219.16	895973.73	66.4229	68.3785	66.2181	68.0318	80395.71
2023/5/28	3758327.25	3782056.00	3744396.75	3779168.25	1110051.39	257198.31	258268.55	256399.34	257555.95	452450.23	65.9836	67.1938	65.6459	66.4236	89307.14
2023/5/27	3706610.50	3775465.00	3680164.00	3758201.75	1787952.80	252816.91	258361.92	251524.59	257214.36	766768.67	63.5279	66.0475	63.4428	65.9869	133325.52
2023/5/26	3668391.75	3722839.25	3612913.75	3706894.00	1939274.91	250766.13	254241.08	246099.52	252848.86	885090.31	63.1965	63.5974	62.1845	63.5266	97651.28
2023/5/25	3772077.75	3772077.75	3628709.75	3669138.00	2270897.17	256920.64	256920.64	247294.86	250801.64	989447.68	64.4887	64.4887	62.3498	63.1998	143429.79
2023/5/24	3722974.75	3781408.00	3717661.00	3772233.25	1897802.28	251994.45	259419.34	251736.83	256931.86	949494.81	63.9918	64.7304	63.6233	64.8731	114994.95
2023/5/23	3683333.25	3683480.00	3653701.00	3722325.50	1532772.45	248518.16	253004.28	244644.61	251960.31	628653.68	63.0058	64.2975	62.8770	6	

Date	日経平均(^N225)						CME日経平均先物ドル建て(NKD)					CME日経平均先物円建て(NIY)					USDJPY
	Open	High	Low	Close	Volume	Open	High	Low	Close	Volume	Open	High	Low	Close	Volume	Close	
2023-07-14	32,587.90	32,780.63	32,225.37	32,391.26		32,755.00	32,910.00	32,255.00	32,370.00	9,171	32,270.00	32,270.00	32,270.00	32,270.00	0	138.90	
2023-07-13	32,106.05	32,484.40	31,952.98	32,419.33	777770800	32,095.00	32,850.00	31,980.00	32,775.00	9,171	32,747.00	32,747.00	32,747.00	32,747.00	0	138.08	
2023-07-12	32,280.05	32,312.03	31,791.71	31,943.93	883889600	32,345.00	32,435.00	31,800.00	32,085.00	11,801	32,060.00	32,060.00	32,060.00	32,060.00	0	138.44	
2023-07-11	32,434.67	32,468.70	32,084.42	32,203.57	871600800	32,365.00	32,505.00	32,085.00	32,350.00	6,729	32,285.00	32,285.00	32,285.00	32,285.00	0	140.36	
2023-07-10	32,393.46	32,558.98	32,065.63	32,189.73	1011654000	32,460.00	32,600.00	32,090.00	32,320.00	10,220	32,250.00	32,250.00	32,250.00	32,250.00	0	141.33	
2023-07-07	32,450.64	32,730.25	32,327.90	32,388.42	1050562700	32,460.00	32,770.00	32,255.00	32,520.00	9,780	32,430.00	32,440.00	32,430.00	32,440.00	1	142.12	
2023-07-06	33,058.40	33,079.45	32,637.72	32,773.02	1005548700	33,170.00	33,170.00	32,285.00	32,505.00	10,188	32,470.00	32,470.00	32,470.00	32,470.00	0	144.04	
2023-07-05	33,165.06	33,389.22	33,041.14	33,338.70	951326200	33,640.00	33,665.00	33,025.00	33,170.00	12,629	33,150.00	33,150.00	33,150.00	33,150.00	0	144.57	
2023-07-03	33,517.60	33,762.81	33,510.55	33,753.33	953903000	33,525.00	33,880.00	33,470.00	33,675.00	7,200	33,650.00	33,650.00	33,650.00	33,650.00	0	144.66	
2023-06-30	33,068.36	33,232.89	32,918.77	33,189.04	1112581300	33,205.00	33,560.00	32,960.00	33,500.00	6,489	33,440.00	33,440.00	33,440.00	33,440.00	0	144.27	
2023-06-29	33,306.84	33,527.98	33,185.20	33,234.14	1178914900	33,305.00	33,575.00	33,135.00	33,240.00	7,630	33,185.00	33,185.00	33,185.00	33,185.00	0	144.76	
2023-06-28	32,807.84	33,193.99	32,642.87	33,193.99	911142900	32,815.00	33,380.00	32,650.00	33,295.00	9,086	33,155.00	33,315.00	33,155.00	33,315.00	1	144.38	
2023-06-27	32,629.96	32,689.10	32,306.99	32,538.33	795823600	32,595.00	32,895.00	32,310.00	32,860.00	6,409	32,825.00	32,825.00	32,825.00	32,825.00	0	144.04	
2023-06-26	32,647.08	32,884.73	32,392.72	32,698.81	740739200	32,670.00	32,925.00	32,400.00	32,635.00	7,609	32,590.00	32,590.00	32,590.00	32,590.00	0	143.48	
2023-06-23	33,458.35	33,534.47	32,575.56	32,781.54	1036405600	33,535.00	33,575.00	32,415.00	32,700.00	13,148	32,675.00	32,710.00	32,675.00	32,675.00	2	143.79	
2023-06-21	33,200.63	33,657.87	33,154.68	33,575.14	820003300	33,170.00	33,800.00	33,130.00	33,630.00	10,260	33,570.00	33,570.00	33,570.00	33,570.00	0	141.85	
2023-06-20	33,269.57	33,474.74	33,089.02	33,388.91	824130300	33,755.00	33,870.00	33,085.00	33,170.00	13,432	33,170.00	33,170.00	33,170.00	33,170.00	0	141.40	
2023-06-16	33,399.15	33,772.76	33,186.93	33,706.08	1320441300	33,525.00	34,030.00	33,215.00	33,750.00	10,434	33,665.00	33,665.00	33,665.00	33,665.00	0	141.84	
2023-06-15	33,493.69	33,767.13	33,386.01	33,485.49	1058175100	33,645.00	33,830.00	33,190.00	33,545.00	11,526	33,510.00	33,510.00	33,510.00	33,510.00	0	140.29	
2023-06-14	33,331.47	33,665.52	33,203.95	33,502.42	1115542000	33,495.00	33,855.00	33,240.00	33,575.00	10,862	33,510.00	33,510.00	33,510.00	33,510.00	0	140.05	
2023-06-13	32,668.95	33,127.36	32,638.21	33,018.65	894530100	32,755.00	33,620.00	32,675.00	33,500.00	11,236	32,865.00	33,425.00	32,865.00	33,425.00	1	140.21	
2023-06-12	32,412.12	32,517.68	32,280.54	32,434.00	687045400	32,385.00	32,785.00	32,300.00	32,765.00	6,823	32,400.00	32,685.00	32,400.00	32,685.00	2	139.60	
2023-06-09	31,927.38	32,304.04	31,898.75	32,265.17	1015282600	31,945.00	32,595.00	31,930.00	32,430.00	8,591	32,200.00	32,355.00	32,200.00	32,355.00	1	139.45	
2023-06-08	31,877.79	32,035.95	31,420.45	31,641.27	860403600	31,875.00	32,015.00	31,440.00	31,895.00	8,629	31,845.00	32,035.00	31,430.00	31,890.00	2	138.90	
2023-06-07	32,618.78	32,708.53	31,913.74	31,913.74	1119412300	32,605.00	32,715.00	31,770.00	31,890.00	10,084	32,615.00	32,715.00	31,765.00	31,885.00	55,537	140.13	
2023-06-06	31,988.37	32,534.47	31,933.87	32,506.78	824786900	32,125.00	32,705.00	31,930.00	32,645.00	20,629	32,120.00	32,705.00	31,930.00	32,645.00	68,645	139.64	
2023-06-05	31,864.12	32,217.43	31,798.72	32,217.43	988367900	31,970.00	32,570.00	31,820.00	32,100.00	16,026	31,990.00	32,570.00	31,815.00	32,100.00	59,796	139.55	
2023-06-02	31,300.72	31,555.54	31,257.01	31,524.22	906562000	31,395.00	32,020.00	31,280.00	31,970.00	10,144	31,390.00	32,010.00	31,275.00	31,965.00	43,433	139.98	
2023-06-01	30,886.01	31,185.05	30,853.44	31,148.01	950903500	30,790.00	31,440.00	30,775.00	31,410.00	7,910	30,755.00	31,435.00	30,755.00	31,400.00	37,035	138.81	
2023-05-31	31,057.09	31,142.78	30,785.98	30,887.88	1845848500	31,150.00	31,155.00	30,650.00	30,790.00	8,381	31,140.00	31,145.00	30,640.00	30,780.00	33,216	139.33	
2023-05-30	31,196.24	31,374.83	31,064.19	31,328.16	718453100	31,640.00	31,695.00	31,075.00	31,155.00	14,788	31,555.00	31,690.00	31,060.00	31,145.00	58,753	139.79	
2023-05-25	30,599.27	30,889.98	30,558.14	30,801.13	839875400	30,630.00	31,150.00	30,550.00	31,145.00	9,189	30,610.00	31,105.00	30,510.00	31,100.00	35,199	140.06	
2023-05-24	30,728.69	30,856.92	30,566.83	30,682.68	817090300	30,755.00	30,895.00	30,440.00	30,520.00	7,690	30,710.00	30,860.00	30,405.00	30,495.00	36,532	139.37	
2023-05-23	31,245.72	31,352.53	30,828.73	30,957.77	921619800	31,195.00	31,385.00	30,585.00	30,725.00	14,008	31,180.00	31,355.00	30,550.00	30,680.00	47,543	138.54	
2023-05-22	30,735.71	31,086.82	30,689.27	31,086.82	753937300	30,860.00	31,320.00	30,710.00	31,240.00	6,441	30,805.00	31,295.00	30,690.00	31,215.00	29,346	138.59	
2023-05-19	30,847.36	30,924.57	30,679.16	30,808.35	805277100	30,900.00	31,005.00	30,690.00	30,875.00	6,830	30,890.00	30,985.00	30,670.00	30,855.00	35,520	137.97	
2023-05-18	30,432.54	30,667.13	30,381.90	30,573.93	904857100	30,515.00	30,950.00	30,395.00	30,925.00	6,833	30,505.00	30,935.00	30,380.00	30,905.00	35,768	138.68	
2023-05-17	29,912.44	30,115.32	29,912.44	30,093.59	930835700	29,905.00	30,560.00	29,875.00	30,545.00	6,862	29,895.00	30,540.00	29,865.00	30,530.00	30,560	137.57	
2023-05-16	29,838.01	29,916.56	29,779.07	29,842.99	1073921100	29,855.00	30,005.00	29,790.00	29,885.00	4,585	29,845.00	29,995.00	29,775.00	29,870.00	23,142	136.38	
2023-05-15	29,547.04	29,629.47	29,475.97	29,626.34	885873500	29,545.00	29,915.00	29,485.00	29,880.00	4,377	29,535.00	29,905.00	29,475.00	29,870.00	24,873	136.09	
2023-05-12	29,199.30	29,426.59	29,141.52	29,388.30	1060843600	29,155.00	29,595.00	29,115.00	29,590.00	4,203	29,125.00	29,580.00	29,105.00	29,575.00	28,759	135.70	
2023-05-11	29,110.79	29,165.99	29,028.71	29,126.72	822074300	29,070.00	29,205.00	28,970.00	29,145.00	3,183	29,126.30	29,126.30	29,126.30	29,126.30	23,571	134.52	
2023-05-10	29,189.41	29,195.16	29,070.11	29,122.18	872759400	29,210.00	29,255.00	28,910.00	29,065.00	4,102	29,040.00	29,040.00	29,040.00	29,040.00	2	134.31	
2023-05-09	29,020.63	29,262.36	29,020.63	29,242.82	863914600	29,045.00	29,285.00	29,035.00	29,245.00	3,132	29,230.00	29,230.00	29,230.00	29,230.00	2	135.22	
2023-05-08	29,095.46	29,144.12	28,931.81	28,949.88	741494000	29,080.00	29,155.00	28,945.00	29,065.00	2,563	29,040.00	29,040.00	29,040.00	29,040.00	2	135.08	
2023-05-02	29,278.80	29,278.80	29,083.13	29,157.95	639102200	29,325.00	29,325.00	28,680.00	28,840.00	5,437	28,825.00	28,825.00	28,825.00	28,825.00	2	136.55	
2023-04-28	28,705.91	28,879.24	28,499.51	28,856.44	1039590900	28,745.00	29,115.00	28,515.00	29,085.00	5,359	28,675.00	29,140.00	28,575.00	29,050.00	18	136.24	
2023-04-27	28,340.59	28,459.73	28,241.67	28,457.68	735564600	28,365.00	28,780.00	28,270.00	28,740.00	2,308	28,710.00	28,710.00	28,710.00	28,710.00	18	133.90	
2023-04-26	28,478.52	28,551.61	28,319.77	28,416.47	687055400	28,470.00	28,5										



DATE	N225		DOW		S&P500		OIL		GOLD		香港ハンセン指数	
	Close	2/21=100%	Close	2/21=100%	Close	2/21=100%	Close	2/21=100%	Close	2/21=100%	Close	2/21=100%
2023/7/14	32391	117.90%	34509	104.16%	4505.42	112.71%	75.42	99.03%	1954.54	106.51%	19413.78	94.57%
2023/7/13	32419	118.00%	34395	103.82%	4510.04	112.83%	76.89	100.96%	1960.48	106.84%	19350.62	94.26%
2023/7/12	31944	116.27%	34347	103.68%	4472.16	111.88%	75.75	99.46%	1957.43	106.67%	18860.95	91.87%
2023/7/11	32204	117.22%	34261	103.42%	4439.26	111.06%	74.83	98.25%	1932.23	105.30%	18659.83	90.89%
2023/7/10	32190	117.17%	33944	102.46%	4409.53	110.31%	72.99	95.84%	1925.35	104.92%	18479.72	90.02%
2023/7/7	32378	117.89%	33735	101.83%	4398.95	110.05%	73.86	96.98%	1924.85	104.90%	18365.70	89.46%
2023/7/6	32233	119.29%	33922	102.39%	4411.59	110.36%	71.80	94.28%	1910.93	104.14%	18533.05	90.28%
2023/7/5	33339	121.35%	34289	103.50%	4446.82	111.24%	71.79	94.26%	1915.24	104.37%	19110.38	93.09%
2023/7/3	33753	123.86%	34418	103.89%	4455.59	111.46%	69.79	91.64%	1921.59	104.72%	19306.59	94.04%
2023/6/30	33189	120.81%	34408	103.86%	4450.38	111.33%	70.64	92.75%	1920.19	104.64%	18916.43	92.14%
2023/6/29	33234	120.97%	34122	103.00%	4396.44	109.98%	69.86	91.73%	1908.24	103.99%	18934.36	92.23%
2023/6/28	33194	120.82%	33853	102.18%	4376.86	109.49%	69.56	91.33%	1907.43	103.95%	19172.05	93.39%
2023/6/27	32538	118.44%	33927	102.41%	4378.41	109.53%	67.70	88.89%	1913.77	104.29%	19148.13	93.27%
2023/6/26	32699	119.02%	33715	101.77%	4328.82	108.29%	69.37	91.08%	1923.15	104.80%	18794.13	91.55%
2023/6/23	32782	119.32%	33727	101.80%	4348.33	108.78%	69.16	90.81%	1919.15	104.59%	18899.97	92.01%
2023/6/21	33575	122.21%	33952	102.48%	4365.69	109.21%	72.53	95.23%	1932.70	105.32%	19218.35	93.61%
2023/6/20	33389	121.53%	34054	102.79%	4388.71	109.79%	70.50	92.57%	1936.33	105.52%	19607.08	95.51%
2023/6/16	33706	122.69%	34299	103.53%	4409.59	110.31%	71.78	94.25%	1955.66	106.57%	20040.37	97.62%
2023/6/15	33485	121.88%	34408	103.86%	4425.84	110.72%	70.62	92.73%	1958.05	106.70%	19628.92	96.59%
2023/6/14	33502	121.95%	33979	102.56%	4372.59	109.39%	68.27	89.64%	1941.97	105.83%	19408.42	94.54%
2023/6/13	33019	120.19%	34212	103.27%	4369.01	109.30%	69.42	91.15%	1943.60	105.92%	19521.42	95.09%
2023/6/12	32434	118.06%	34066	102.83%	4338.93	108.55%	67.12	88.13%	1957.49	106.67%	19404.31	94.52%
2023/6/9	32265	117.44%	33877	102.26%	4298.86	107.54%	70.17	92.13%	1960.04	106.81%	19389.95	94.45%
2023/6/8	31641	115.17%	33834	102.13%	4293.93	107.42%	71.29	93.61%	1965.70	107.12%	19299.18	94.01%
2023/6/7	31914	116.16%	33665	101.62%	4267.52	106.76%	72.53	95.23%	1940.01	105.72%	19252.00	93.78%
2023/6/6	32507	118.32%	33573	101.34%	4283.85	107.17%	71.74	94.20%	1963.36	106.99%	19099.28	93.03%
2023/6/5	32217	117.27%	33563	101.31%	4273.79	106.92%	72.15	94.73%	1961.89	106.91%	19108.50	93.08%
2023/6/2	31524	114.75%	33763	101.91%	4282.37	107.13%	71.74	94.20%	1948.75	106.20%	18949.94	92.31%
2023/6/1	31148	113.38%	33062	99.79%	4221.02	105.60%	70.10	92.04%	1977.58	107.77%	18216.91	88.74%
2023/5/31	30888	112.43%	32908	99.33%	4179.83	104.57%	68.09	89.40%	1962.93	106.97%	18234.27	88.82%
2023/5/30	31328	114.03%	33043	99.74%	4205.52	105.21%	69.46	91.20%	1959.43	106.78%	18958.78	90.58%
2023/5/25	30801	112.11%	32765	98.90%	4151.28	103.85%	71.83	94.31%	1940.86	105.77%	18746.92	91.32%
2023/5/24	30683	111.68%	32800	99.00%	4115.24	102.95%	74.34	97.61%	1957.36	106.67%	19115.93	93.11%
2023/5/23	30958	112.68%	33056	99.78%	4145.58	103.71%	72.91	95.73%	1975.03	107.63%	19431.25	94.65%
2023/5/22	31087	113.15%	33287	100.47%	4192.63	104.89%	71.99	94.52%	1971.82	107.46%	19678.17	95.85%
2023/5/19	30808	112.14%	33427	100.92%	4181.88	104.87%	71.55	93.95%	1976.33	107.79%	19450.57	94.74%
2023/5/18	30574	111.29%	33536	101.23%	4198.05	105.02%	71.86	94.35%	1957.53	106.68%	19727.25	96.09%
2023/5/17	30094	109.54%	33421	100.88%	4158.77	104.04%	72.83	95.63%	1981.57	107.99%	19560.57	95.28%
2023/5/16	29843	108.63%	33012	99.65%	4109.9	102.82%	70.86	93.04%	1988.92	108.39%	19978.25	97.31%
2023/5/15	29626	107.84%	33349	100.66%	4136.28	103.48%	71.11	93.37%	2016.46	109.89%	19971.13	97.28%
2023/5/12	29388	106.97%	33301	100.52%	4124.08	103.17%	70.04	91.96%	2011.06	109.59%	19627.24	95.61%
2023/5/11	29127	106.02%	33310	100.54%	4130.62	103.33%	70.87	93.05%	2015.12	109.82%	19743.79	96.17%
2023/5/10	29122	106.00%	33531	101.21%	4137.64	103.51%	72.56	95.27%	2030.19	110.64%	19762.20	96.26%
2023/5/9	29243	106.44%	33562	101.30%	4119.17	103.05%	73.71	96.78%	2034.56	110.87%	19867.58	96.78%
2023/5/8	28950	105.38%	33619	101.48%	4138.12	103.52%	73.16	96.06%	2021.49	110.16%	20297.03	98.87%
2023/5/2	29158	106.13%	33685	101.68%	4119.58	103.06%	71.66	94.09%	2016.70	109.90%	19933.81	97.10%
2023/4/28	28856	105.04%	34098	102.92%	4169.48	104.31%	76.78	100.81%	1989.27	108.41%	19894.57	96.91%
2023/4/27	28458	103.58%	33826	102.10%	4135.35	103.45%	74.76	98.16%	1987.85	108.33%	19840.28	96.64%
2023/4/26	28416	103.43%	33302	100.52%	4055.99	101.47%	74.30	97.56%	1989.46	108.42%	19757.27	96.24%
2023/4/25	28620	104.17%	33531	101.21%	4071.63	101.86%	77.07	101.19%	1997.13	108.83%	19617.88	95.56%
2023/4/24	28594	104.08%	33875	102.25%	4137.04	103.49%	78.76	103.41%	1989.10	108.40%	19959.94	97.23%
2023/4/21	28564	103.97%	33809	102.05%	4133.52	103.41%	77.87	102.25%	1982.78	108.05%	20075.73	97.79%
2023/4/20	28658	104.31%	33787	101.98%	4129.79	103.31%	77.29	101.48%	2004.82	109.25%	20396.97	99.35%
2023/4/19	28607	104.13%	33897	102.32%	4154.52	103.93%	79.16	103.94%	1994.79	108.71%	20367.76	99.21%
2023/4/18	28659	104.32%	33977	102.56%	4154.87	103.94%	80.86	106.17%	2005.28	109.28%	20650.51	100.59%
2023/4/17	28515	103.79%	33987	102.59%	4151.32	103.85%	80.83	106.13%	1995.16	108.73%	20782.45	101.23%
2023/4/14	28493	103.71%	33886	102.28%	4137.64	103.51%	82.52	108.35%	2005.45	109.29%	20438.81	99.56%
2023/4/13	28157	102.49%	34030	102.72%	4146.22	103.72%	82.16	107.88%	2040.15	111.18%	20344.48	99.10%
2023/4/12	28083	102.22%	33647	101.56%	4091.95	102.37%	83.26	109.32%	2014.94	109.81%	20309.86	98.93%
2023/4/11	27923	101.64%	33685	101.68%	4108.94	102.79%	81.53	107.05%	2003.62	109.19%	20485.24	99.78%
2023/4/6	27473	100.00%	33485	101.07%	4105.02	102.69%	80.70	105.96%	2007.47	109.40%	20331.20	99.03%
2023/4/4	28287	102.96%	33402	100.82%	4100.6	102.58%	80.71	105.97%	2020.67	110.12%	20274.59	98.76%
2023/4/3	28188	102.60%	33601	101.42%	4124.51	103.18%	80.42	105.59%	1984.57	108.15%	20409.18	99.41%
2023/3/31	28041	102.07%	33274	100.44%	4109.31	102.80%	75.67	99.36%	1970.80	107.40%	20400.11	99.37%
2023/3/30	27783	101.13%	32859	99.18%	4050.83	101.34%	74.37	97.65%	1980.31	107.92%	20309.13	98.93%
2023/3/29	27884	101.49%	32718	98.76%	4027.81	100.76%	72.97	95.81%	1964.52	107.06%	20192.40	98.36%
2023/3/28	27518	100.16%	32394	97.78%	3971.27	99.35%	73.20	96.11%	1973.70	107.56%	19784.65	96.37%
2023/3/27	27477	100.01%	32432	97.89%	3977.53	99.50%	72.81	95.60%	1956.52	106.62%	19567.69	95.32%
2023/3/24	27385	99.66%	32238	97.31%	3970.99	99.34%	69.26	90.94%	1977.78	107.78%	19915.68	97.01%
2023/3/23	27420	99.81%	32105	96.91%	3948.72	98.78%	69.96	91.86%	1992.03	108.56%	20049.64	97.66%
2023/3/22	27467	99.98%	32030	96.68%	3936.97	98.49%	70.90	93.09%	1965.71	107.12%	19591.43	95.43%
2023/3/20	26946	98.08%	32245	97.33%	3951.57	98.85%	67.64	88.81%	1978.36	107.81%	19000.71	92.55%
2023/3/17	27334	99.49%	31862	96.17%	3916.64	97.98%	66.74	87.63%	1989.33	108.41%	19518.59	95.08%
2023/3/16	27011	98.32%	32247	97.33%	3960.28	99.07%	68.35	89.75%	1920.02	104.63%	19203.91	93.54%
2023/3/15	27229	99.11%	31875	96.21%	3891.93	97.36%	67.61	88.77%	1920.35	104.65%	19539.87	95.18%
2023/3/14	27222	99.09%	32155	97.06%	3919.29	98.05%	71.33	93.66%	1904.27	103.77%	19247.96	93.76%
2023/3/13	27833	101.31%	31819	96.04%	3855.76	96.46%	74.80	98.21%	1910.27	104.10%	19695.97	95.94%
2023/3/10	28144	102.44%	31910	96.32%	3861.59	96.60%	76.68	100.68%	1869.90	101.90%	19319.92	94.11%
2023/3/9	28623	104.19%	32255	97.36%	3918.32	98.02%	75.72	99.42%	1830.86	99.77%	19925.74	97.06%
2023/3/8	28444	103.53%	32798	99.00%	3992.01	99.87%	76.66	100.66%	1813.82	98.85%	20051.25	97.67%
2023/3/7	28309	103.04%	32856	99.18%	3986.37	99.73%	77.58	101.86%	1813.23	98.81%	20534.48	100.02%
2023/3/6												

# 過去5日及び過去4週の4本値と各種ピボット

# 2023/07/10 ~ 2023/07/14

USD/JPY						Demark										Pivot					Fibonacci Zone																																								
当日のOHLCLから計算される翌日の						TD Range Projection				TD pivot points		StopLoss					Support					Resistance					StopLoss					3-days AVG					Support Zone 2					Support Zone 1					BP					Resistance Zone 1					Resistance Zone 2				
日足	Open	High	Low	Close	値幅/日	引け形態	真の高値	真の安値	予想高値	予想安値	予想高値	予想安値	LBOP	S2	S1	PP	R1	R2	HBOP	3-days AVG	Support Zone 2	Support Zone 1	BP	Resistance Zone 1	Resistance Zone 2																																				
2023/07/10	142.16	143.00	141.28	141.33	172p	陰線引け	-	-	-	-	-	-	139.02	140.15	140.74	141.87	142.46	143.59	144.18		139.49	~	140.15	140.81	~	141.01	141.87	142.73	~	142.93	143.59	~	144.25																												
2023/07/11	141.34	141.46	140.16	140.36	130p	陰線引け	141.46	140.16	140.91	139.61	140.91	139.61	138.56	139.36	139.62	138.99	141.16	141.96	142.46		138.87	~	139.36	139.86	~	140.01	140.66	141.31	~	141.47	141.96	~	142.46																												
2023/07/12	140.36	140.36	138.17	138.44	219p	陰線引け	140.36	138.17	139.40	137.20	139.40	137.21	135.43	136.80	137.62	138.99	139.81	141.18	142.00	140.51	Bear	135.96	~	136.80	137.63	~	137.89	138.99	140.08	~	140.34	141.18	~	142.01																											
2023/07/13	138.44	138.95	137.93	138.08	103p	陰線引け	138.95	137.93	138.52	137.49	138.52	137.49	136.66	137.29	137.68	138.32	138.71	139.35	139.74	139.32	Bear	136.90	~	137.29	137.68	~	137.80	138.32	138.83	~	138.95	139.35	~	139.74																											
2023/07/14	138.05	139.15	137.27	138.90	188p	陰線引け	139.15	137.27	139.97	138.08	139.97	138.08	135.84	136.56	137.33	138.44	139.61	140.32	141.50	138.58	Bear	135.84	~	136.56	137.28	~	137.50	138.44	139.38	~	139.60	140.32	~	141.04																											
週足	Open	High	Low	Close	値幅/週	引け形態	真の高値	真の安値	予想高値	予想安値	予想高値	予想安値	LBOP	S2	S1	PP	R1	R2	HBOP	3-days AVG	Support Zone 2	Support Zone 1	BP	Resistance Zone 1	Resistance Zone 2																																				
2023/06/19 ~ 2023/06/23	141.81	143.87	141.22	143.79	266p	陰線引け	-	-	-	-	-	-	139.39	140.30	142.05	142.96	144.70	145.62	147.36		139.29	~	140.30	141.32	~	141.63	142.96	144.29	~	144.60	145.62	~	146.63																												
2023/06/26 ~ 2023/06/30	143.63	145.07	142.95	144.27	212p	陰線引け	145.07	142.95	146.60	142.74	145.73	143.61	141.00	141.97	143.12	144.10	145.24	146.22	147.37		141.16	~	141.97	142.78	~	143.03	144.10	145.16	~	145.41	146.22	~	147.03																												
2023/07/03 ~ 2023/07/07	144.30	144.91	142.09	142.12	283p	陰線引け	144.91	142.09	143.52	140.69	143.52	140.69	138.34	140.21	141.17	143.04	144.00	145.87	146.82	143.37	Bear	139.13	~	140.21	141.29	~	141.63	143.04	144.45	~	144.79	145.87	~	146.95																											
2023/07/10 ~ 2023/07/14	142.16	143.00	137.27	138.90	573p	陰線引け	143.00	137.27	140.95	135.22	140.95	135.22	130.71	133.99	136.45	139.72	142.18	145.45	147.91	142.29	Bear	131.80	~	133.99	136.18	~	136.86	139.72	142.59	~	143.26	145.45	~	147.64																											

EUR/JPY						Demark										Pivot					Fibonacci Zone																																								
当日のOHLCLから計算される翌日の						TD Range Projection				TD pivot points		StopLoss					Support					Resistance					StopLoss					3-days AVG					Support Zone 2					Support Zone 1					BP					Resistance Zone 1					Resistance Zone 2				
日足	Open	High	Low	Close	値幅/日	引け形態	真の高値	真の安値	予想高値	予想安値	予想高値	予想安値	LBOP	S2	S1	PP	R1	R2	HBOP	3-days AVG	Support Zone 2	Support Zone 1	BP	Resistance Zone 1	Resistance Zone 2																																				
2023/07/10	155.89	156.67	155.33	155.47	134p	陰線引け	-	-	-	-	-	-	153.64	154.49	154.98	155.82	156.32	157.16	157.65		153.97	~	154.49	155.00	~	155.15	155.82	156.49	~	156.65	157.16	~	157.67																												
2023/07/11	155.47	155.67	154.18	154.50	149p	陰線引け	155.67	154.18	155.09	153.60	155.09	153.60	152.41	153.29	153.90	154.79	155.39	156.28	156.88		152.72	~	153.29	153.86	~	154.04	154.79	155.53	~	156.15	156.88	~	157.65																												
2023/07/12	154.50	154.50	153.49	154.07	101p	陰線引け	154.50	153.49	154.29	153.28	154.29	153.28	152.53	153.01	153.54	154.02	154.55	155.04	155.57	154.88	Bear	152.62	~	153.01	153.40	~	153.52	154.02	154.53	~	154.65	155.04	~	155.42																											
2023/07/13	154.08	155.12	153.89	154.99	123p	陰線引け	155.12	153.89	155.67	154.44	155.67	154.44	152.98	153.44	154.22	154.67	155.45	155.90	156.68	154.49	Bull	152.97	~	153.44	153.91	~	154.05	154.67	155.28	~	155.43	155.90	~	156.37																											
2023/07/14	154.97	156.12	154.18	155.93	194p	陰線引け	156.12	154.18	157.00	155.05	157.00	155.05	152.75	153.46	154.70	155.41	156.64	157.35	158.58	154.70	Bull	152.72	~	153.46	154.21	~	154.44	155.41	156.38	~	156.61	157.35	~	158.09																											
週足	Open	High	Low	Close	値幅/週	引け形態	真の高値	真の安値	予想高値	予想安値	予想高値	予想安値	LBOP	S2	S1	PP	R1	R2	HBOP	3-days AVG	Support Zone 2	Support Zone 1	BP	Resistance Zone 1	Resistance Zone 2																																				
2023/06/19 ~ 2023/06/23	155.15	156.93	154.06	156.60	287p	陰線引け	-	-	-	-	-	-	151.93	153.00	154.80	155.86	157.67	158.73	160.53		151.90	~	153.00	154.09	~	154.43	155.86	157.30	~	157.64	158.73	~	159.83																												
2023/06/26 ~ 2023/06/30	156.54	158.00	155.76	157.45	224p	陰線引け	158.00	155.76	159.69	155.75	158.84	156.60	153.90	154.83	156.14	157.07	158.37	159.30	160.61		153.97	~	154.83	155.68	~	155.95	157.07	158.18	~	158.45	159.30	~	160.16																												
2023/07/03 ~ 2023/07/07	157.41	157.96	155.39	155.87	257p	陰線引け	157.96	155.39	156.91	154.34	156.91	154.34	152.28	153.83	154.85	156.40	157.42	158.97	159.99	156.44	Bear	152.85	~	153.83	154.81	~	155.12	156.40	157.69	~	157.99	158.97	~	159.95																											
2023/07/10 ~ 2023/07/14	155.89	156.67	153.49	155.93	318p	陰線引け	156.67	153.49	157.89	154.71	157.89	154.71	150.88	152.18	154.06	155.36	157.24	158.54	160.42	156.28	Bear	150.97	~	152.18	153.40	~	153.77	155.36	156.95	~	157.33	158.54	~	159.76																											

EUR/USD						Demark										Pivot					Fibonacci Zone																																								
当日のOHLCLから計算される翌日の						TD Range Projection				TD pivot points		StopLoss					Support					Resistance					StopLoss					3-days AVG					Support Zone 2					Support Zone 1					BP					Resistance Zone 1					Resistance Zone 2				
日足	Open	High	Low	Close	値幅/日	引け形態	真の高値	真の安値	予想高値	予想安値	予想高値	予想安値	LBOP	S2	S1	PP	R1	R2	HBOP	3-days AVG	Support Zone 2	Support Zone 1	BP	Resistance Zone 1	Resistance Zone 2																																				
2023/07/10	1.0966	1.1003	1.0944	1.1000	59p	陰線引け	-	-	-	-	-	-	1.0903	1.0923	1.0962	1.0982	1.1021	1.1041	1.1080		1.0901	~	1.0923	1.0946	~	1.0953	1.0982	1.1012	~	1.1019	1.1041	~	1.1064																												
2023/07/11	1.1000	1.1026	1.0978	1.1007	49p	陰線引け	1.1026	1.0978	1.1041	1.0992	1.1041	1.0992	1.0932	1.0955	1.0981	1.1004	1.1030	1.1053	1.1079		1.0936	~	1.0955	1.0974	~	1.0979	1.1004	1.1028	~	1.1034	1.1053	~	1.1071																												
2023/07/12	1.1008	1.1140	1.1008	1.1130	133p	陰線引け	1.1140	1.1007	1.1201	1.1068	1.1201	1.1069	1.0912	1.0960	1.1045	1.1092	1.1177	1.1225	1.1310	1.1026	Bull	1.0909	~	1.0960	1.1010	~	1.1026	1.1092	1.1159	~	1.1175	1.1225	~	1.1276																											
2023/07/13	1.1130	1.1228	1.1130	1.1225	98p	陰線引け	1.1228	1.1130	1.1276	1.1177	1.1276	1.1177	1.1062	1.1096	1.1161	1.1194	1.1259	1.1292	1.1357	1.1097	Bull	1.1059	~	1.1096	1.1134	~	1.1145	1.1194	1.1243	~	1.1255	1.1292	~	1.1330																											
2023/07/14	1.1225	1.1245	1.1204	1.1226	41p	陰線引け	1.1245	1.1204	1.1256	1.1215	1.1256	1.1215	1.1165	1.1185	1.1205	1.1225	1.1246	1.1266	1.1287	1.1171	Bull	1.1169	~	1.1185	1.1200	~	1.1205	1.1225	1.1245	~	1.1250	1.1266	~	1.1281																											
週足	Open	High	Low	Close	値幅/週	引け形態	真の高値	真の安値	予想高値	予想安値	予想高値	予想安値	LBOP	S2	S1	PP	R1	R2	HBOP	3-days AVG	Support Zone 2	Support Zone 1	BP	Resistance Zone 1	Resistance Zone 2																																				
2023/06/19 ~ 2023/06/23	1.0940	1.1011	1.0845	1.0891	166p	陰線引け	-	-	-	-	-	-	1.0654	1.0749	1.0820	1.0916	1.0986	1.1082	1.1153		1.0686	~	1.0749	1.0813	~	1.0832	1.0916	1.0999	~	1.1018	1.1082	~	1.1145																												
2023/06/26 ~ 2023/06/30	1.0900	1.0977	1.0836	1.0913	141p	陰線引け	1.0977	1.0836	1.1011	1.0879	1.1011	1.0874	1.0699	1.0767	1.0840	1.0908	1.0981	1.1049	1.1122		1.0714	~	1.0767	1.0821	~	1.0838	1.0908	1.0979	~	1.0996	1.1049	~	1.1103																												
2023/07/03 ~ 2023/07/07	1.0908	1.0973	1.0834	1.0967	139p	陰線引け	1.0973	1.0834	1.1040	1.0900	1.1040	1.0900	1.0737	1.0785	1.0876	1.0925	1.1016	1.1064	1.1155	1.0916	Bull	1.0732	~	1.0785	1.0839	~																																			

# IMM扱い8通貨/ダウ/日経/金/オイル/主要クロス円の過去5日及び過去5週の4本値

AUDUSD					CADUSD					CHFUSD				
Date	Open	High	Low	Close	Date	Open	High	Low	Close	Date	Open	High	Low	Close
2023/07/14	0.6887	0.6895	0.6831	0.6833	2023/07/14	0.7626	0.7638	0.7560	0.7562	2023/07/14	1.1644	1.1674	1.1585	1.1597
2023/07/13	0.6788	0.6895	0.6785	0.6887	2023/07/13	0.7584	0.7631	0.7579	0.7626	2023/07/13	1.1530	1.1651	1.1528	1.1640
2023/07/12	0.6686	0.6796	0.6683	0.6788	2023/07/12	0.7557	0.7608	0.7556	0.7584	2023/07/12	1.1370	1.1546	1.1370	1.1529
2023/07/11	0.6675	0.6695	0.6651	0.6687	2023/07/11	0.7531	0.7558	0.7525	0.7557	2023/07/11	1.1292	1.1372	1.1291	1.1371
2023/07/10	0.6690	0.6696	0.6624	0.6675	2023/07/10	0.7531	0.7537	0.7517	0.7531	2023/07/10	1.1249	1.1296	1.1213	1.1291

CNYUSD					EURUSD					GBPUSD				
Date	Open	High	Low	Close	Date	Open	High	Low	Close	Date	Open	High	Low	Close
2023/07/14	0.1398	0.1404	0.1397	0.1399	2023/07/14	1.1225	1.1245	1.1204	1.1226	2023/07/14	1.3132	1.3142	1.3093	1.3094
2023/07/13	0.1396	0.1397	0.1392	0.1396	2023/07/13	1.1130	1.1228	1.1130	1.1225	2023/07/13	1.2989	1.3141	1.2987	1.3133
2023/07/12	0.1387	0.1392	0.1387	0.1390	2023/07/12	1.1008	1.1140	1.1008	1.1130	2023/07/12	1.2930	1.3001	1.2904	1.2989
2023/07/11	0.1383	0.1390	0.1382	0.1388	2023/07/11	1.1000	1.1026	1.0978	1.1007	2023/07/11	1.2859	1.2935	1.2858	1.2931
2023/07/10	0.1383	0.1385	0.1379	0.1380	2023/07/10	1.0966	1.1003	1.0944	1.1000	2023/07/10	1.2835	1.2868	1.2751	1.2860

JPYUSD					MXNUSD					NZDUSD				
Date	Open	High	Low	Close	Date	Open	High	Low	Close	Date	Open	High	Low	Close
2023/07/14	0.0072	0.0073	0.0072	0.0072	2023/07/14	0.0594	0.0598	0.0591	0.0597	2023/07/14	0.6390	0.6412	0.6365	0.6366
2023/07/13	0.0072	0.0073	0.0072	0.0072	2023/07/13	0.0592	0.0594	0.0590	0.0593	2023/07/13	0.6291	0.6395	0.6291	0.6390
2023/07/12	0.0071	0.0072	0.0071	0.0072	2023/07/12	0.0587	0.0595	0.0586	0.0592	2023/07/12	0.6196	0.6308	0.6183	0.6291
2023/07/11	0.0071	0.0071	0.0071	0.0071	2023/07/11	0.0586	0.0587	0.0584	0.0587	2023/07/11	0.6211	0.6224	0.6167	0.6196
2023/07/10	0.0070	0.0071	0.0070	0.0071	2023/07/10	0.0584	0.0587	0.0582	0.0586	2023/07/10	0.6206	0.6218	0.6167	0.6211

Nikkei 225 -Japan (NIX)					(ドル建て終値)		出来高	
Date	Open	High	Low	Close				
2023/07/14	32587.90	32780.63	32225.37	32391.26	233.20	0	1393092200	
2023/07/13	32106.05	32484.40	31952.98	32419.33	234.79	777770800	1262003700	
2023/07/12	32280.05	32312.03	31791.71	31943.93	230.75	883889600	1390787100	
2023/07/11	32434.67	32468.70	32084.42	32203.57	229.43	871600800	1414283700	
2023/07/10	32393.46	32558.98	32065.63	32189.73	227.76	1011654000	1575688500	
週4本値	32393.46	32780.63	31791.71	32391.26	233.20	(N225銘柄計)	(東証一部全体計)	

XAUUSD				
Date	Open	High	Low	Close
2023/07/14	1960.39	1963.81	1951.11	1954.54
2023/07/13	1957.16	1963.39	1952.68	1960.48
2023/07/12	1932.27	1959.67	1932.23	1957.43
2023/07/11	1925.45	1938.44	1924.46	1932.23
2023/07/10	1924.88	1928.18	1912.91	1925.35
週4本値	1924.88	1963.81	1912.91	1954.54

Dow Jones Industrial - USA (DJIA)					出来高	
Date	Open	High	Low	Close		
2023/07/14	34425.33	34592.26	34425.33	34509.03	293540000	
2023/07/13	34412.31	34482.26	34365.33	34395.14	267180000	
2023/07/12	34395.28	34586.94	34308.78	34347.43	331410000	
2023/07/11	34056.94	34288.87	33993.01	34261.42	278940000	
2023/07/10	33705.68	33958.36	33705.68	33944.40	299200000	
週4本値	33705.68	34592.26	33705.68	34509.03		

Historical Data by  
  
 Arrangement by  
<https://fx.najirane.com>

Crude Light Oil					出来高	
Date	Open	High	Low	Close		
2023/07/14	77.16	77.30	75.11	75.42	379728	
2023/07/13	75.85	77.33	75.32	76.89	379728	
2023/07/12	74.83	76.15	74.67	75.75	352887	
2023/07/11	73.19	74.96	72.98	74.83	326883	
2023/07/10	73.86	74.15	72.67	72.99	301014	
週4本値	73.86	77.33	72.67	75.42		

USDJPY					EURJPY					GBPJPY				
日付	始値	高値	安値	終値	日付	始値	高値	安値	終値	日付	始値	高値	安値	終値
2023/07/14	138.05	139.15	137.27	138.90	2023/07/14	154.97	156.12	154.18	155.93	2023/07/14	181.28	182.28	180.22	181.87
2023/07/13	138.44	138.95	137.93	138.08	2023/07/13	154.08	155.12	153.89	154.99	2023/07/13	179.82	181.46	179.51	181.33
2023/07/12	140.36	140.36	138.17	138.44	2023/07/12	154.50	154.50	153.49	154.07	2023/07/12	181.48	181.50	179.48	179.81
2023/07/11	141.34	141.46	140.16	140.36	2023/07/11	155.47	155.67	154.18	154.50	2023/07/11	181.74	182.00	180.81	181.51
2023/07/10	142.16	143.00	141.28	141.33	2023/07/10	155.89	156.67	155.33	155.47	2023/07/10	182.45	183.22	181.11	181.75

USDJPY Weekly					EURJPY Weekly					GBPJPY Weekly				
日付	始値	高値	安値	終値	日付	始値	高値	安値	終値	日付	始値	高値	安値	終値
2023/07/14	142.16	143.00	137.27	138.90	2023/07/14	155.89	156.67	153.49	155.93	2023/07/14	182.45	183.22	179.48	181.87
2023/07/07	144.30	144.91	142.09	142.12	2023/07/07	157.41	157.96	155.39	155.87	2023/07/07	183.21	184.01	182.02	182.36
2023/06/30	143.63	145.07	142.95	144.27	2023/06/30	156.54	158.00	155.76	157.45	2023/06/30	182.73	183.88	181.71	183.22
2023/06/23	141.81	143.87	141.22	143.79	2023/06/23	155.15	156.93	154.06	156.60	2023/06/23	181.92	182.88	179.93	182.88
2023/06/16	139.44	141.89	139.02	141.84	2023/06/16	149.87	155.23	149.67	155.11	2023/06/16	175.42	182.05	174.36	181.85

# 先週のIMM取り扱い対ドル8通貨チャート

※ 赤点線は週最高値/青点線は週最低値、BB中心線はSMA21

2023/07/10 ~ 2023/07/14

Chart by OANDA Japan MetaTrader4

