

JAPANESE YEN - CHICAGO MERCANTILE EXCHANGE

Code-097741

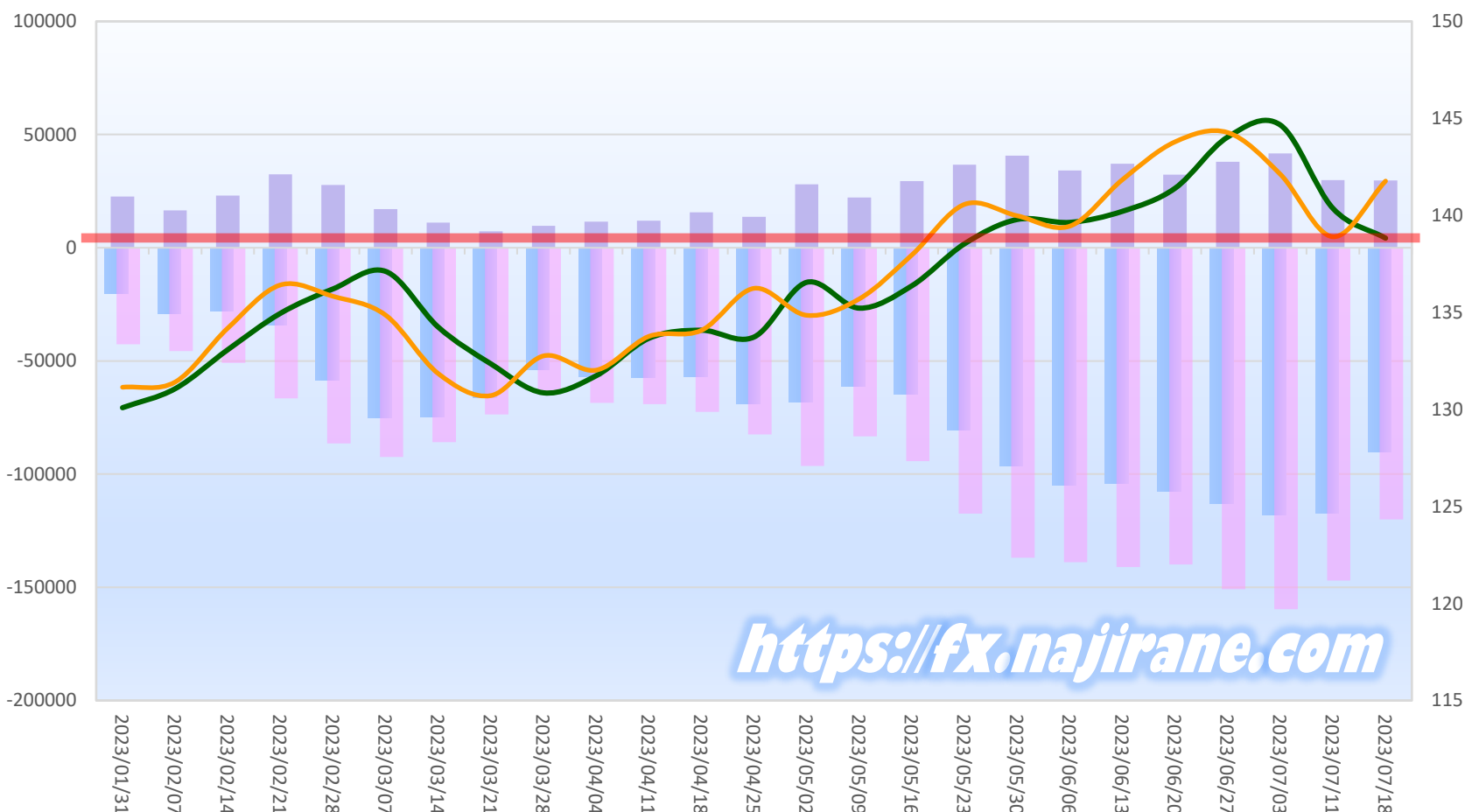
2023/01/24 ~ 2023/07/18

2023/08/04 NYクローズ時公表値

Report_Date	Non Commercial Positions												参考引け値	
	Long	増減	増減(%)	Short	増減	増減(%)	売り越し	増減	増減(%)	売買計	増減	増減(%)	7/18(火)	7/21(金)
2023/07/18	29776	-62	-0.2%	120015	-27005	-18.4%	90239	-26943	-23.0%	149791	-27067	-15.3%	138.83	141.77
2023/07/11	29838	-11875	-28.5%	147020	-12613	-7.9%	117182	-738	-0.6%	176858	-24488	-12.2%	140.36	138.90
2023/07/03	41713	3695	9.7%	159633	8745	5.8%	117920	5050	4.5%	201346	12440	6.6%	144.66	142.12
2023/06/27	38018	5774	17.9%	150888	10988	7.9%	112870	5214	4.8%	188906	16762	9.7%	144.04	144.27
2023/06/20	32244	-4844	-13.1%	139900	-1164	-0.8%	107656	3680	3.5%	172144	-6008	-3.4%	141.40	143.79
2023/06/13	37088	2937	8.6%	141064	2096	1.5%	103976	-841	-0.8%	178152	5033	2.9%	140.21	141.84
2023/06/06	34151	-6585	-16.2%	138968	2039	1.5%	104817	8624	9.0%	173119	-4546	-2.6%	139.64	139.45
2023/05/30	40736	3976	10.8%	136929	19509	16.6%	96193	15533	19.3%	177665	23485	15.2%	139.79	139.98
2023/05/23	36760	7266	24.6%	117420	23135	24.5%	80660	15869	24.5%	154180	30401	24.6%	138.54	140.57
2023/05/16	29494	7265	32.7%	94285	11041	13.3%	64791	3776	6.2%	123779	18306	17.4%	136.38	137.97
2023/05/09	22229	-5859	-20.9%	83244	-13168	-13.7%	61015	-7309	-10.7%	105473	-19027	-15.3%	135.22	135.70
2023/05/02	28088	14408	105.3%	96412	13988	17.0%	68324	-420	-0.6%	124500	28396	29.5%	136.55	134.85
2023/04/25	13680	-1981	-12.6%	82424	9894	13.6%	68744	11875	20.9%	96104	7913	9.0%	133.73	136.24
2023/04/18	15661	3728	31.2%	72530	3390	4.9%	56869	-338	-0.6%	88191	7118	8.8%	134.08	134.08
2023/04/11	11933	410	3.6%	69140	581	0.8%	57207	171	0.3%	81073	991	1.2%	133.67	133.76
2023/04/04	11523	1806	18.6%	68559	4867	7.6%	57036	3061	5.7%	80082	6673	9.1%	131.74	132.03
2023/03/28	9717	2462	33.9%	63692	-9908	-13.5%	53975	-12370	-18.6%	73409	-7446	-9.2%	130.86	132.76
2023/03/21	7255	-3793	-34.3%	73600	-12242	-14.3%	66345	-8449	-11.3%	80855	-16035	-16.5%	132.35	130.71
2023/03/14	11048	-6093	-35.5%	85842	-6602	-7.1%	74794	-509	-0.7%	96890	-12695	-11.6%	134.24	131.85
2023/03/07	17141	-10562	-38.1%	92444	6063	7.0%	75303	16625	28.3%	109585	-4499	-3.9%	137.12	134.86
2023/02/28	27703	-4783	-14.7%	86381	19866	29.9%	58678	24649	72.4%	114084	15083	15.2%	136.21	135.83
2023/02/21	32486	9407	40.8%	66515	15593	30.6%	34029	6186	22.2%	99001	25000	33.8%	134.95	136.42
2023/02/14	23079	6523	39.4%	50922	5277	11.6%	27843	-1246	-4.3%	74001	11800	19.0%	133.08	134.19
2023/02/07	16556	-5994	-26.6%	45645	3035	7.1%	29089	9029	45.0%	62201	-2959	-4.5%	131.07	131.41
2023/01/31	22550	-5070	-18.4%	42610	-6645	-13.5%	20060	-1575	-7.3%	65160	-11715	-15.2%	130.09	131.14
2023/01/24	27620			49255			21635			76875			130.16	129.88

**JAPANESE YEN - CHICAGO MERCANTILE EXCHANGE
FUTURES ONLY POSITIONS**

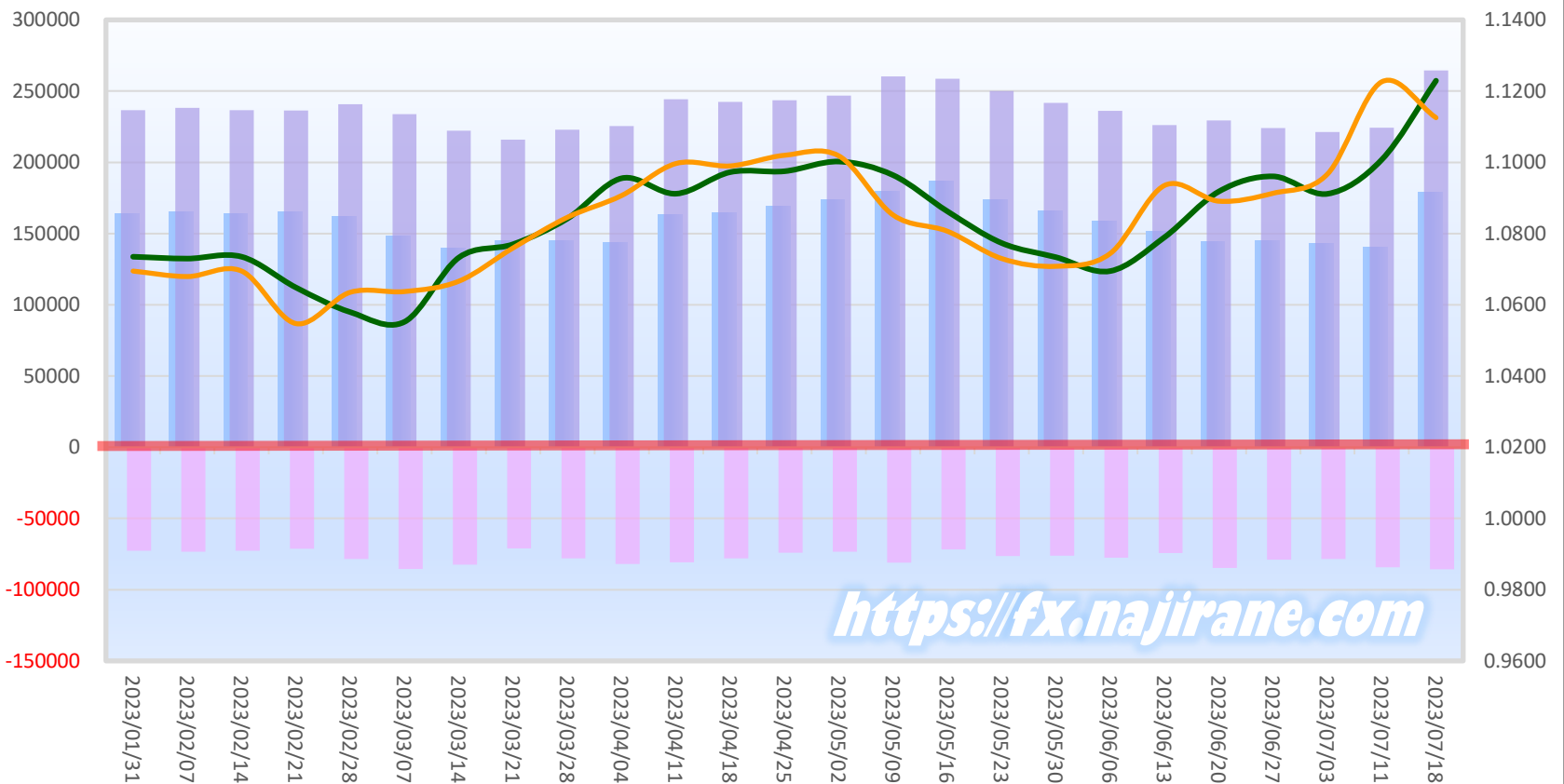
売越し Long Short 火曜終値 金曜終値



Report_Date	Non Commercial Positions											参考引け値		
	Long	増減		Short	増減		売り越し	増減		売買計	増減		7/18(火)	7/21(金)
2023/07/18	264514	40163	17.9%	85682	1493	1.8%	-178832	38670	27.6%	350196	41656	13.5%	1.1229	1.1125
2023/07/11	224351	3079	1.4%	84189	5754	7.3%	-140162	-2675	-1.9%	308540	8833	2.9%	1.1007	1.1226
2023/07/03	221272	-2705	-1.2%	78435	-514	-0.7%	-142837	-2191	-1.5%	299707	-3219	-1.1%	1.0912	1.0967
2023/06/27	223977	-5422	-2.4%	78949	-5801	-6.8%	-145028	379	0.3%	302926	-11223	-3.6%	1.0961	1.0913
2023/06/20	229399	3261	1.4%	84750	10434	14.0%	-144649	-7173	-4.7%	314149	13695	4.6%	1.0918	1.0891
2023/06/13	226138	-9922	-4.2%	74316	-3323	-4.3%	-151822	-6599	-4.2%	300454	-13245	-4.2%	1.0790	1.0935
2023/06/06	236060	-5757	-2.4%	77639	1547	2.0%	-158421	-7304	-4.4%	313699	-4210	-1.3%	1.0695	1.0744
2023/05/30	241817	-8253	-3.3%	76092	-242	-0.3%	-165725	-8011	-4.6%	317909	-8495	-2.6%	1.0734	1.0708
2023/05/23	250070	-8666	-3.3%	76334	4687	6.5%	-173736	-13353	-7.1%	326404	-3979	-1.2%	1.0773	1.0730
2023/05/16	258736	-1599	-0.6%	71647	-9266	-11.5%	-187089	7667	4.3%	330383	-10865	-3.2%	1.0862	1.0807
2023/05/09	260335	13503	5.5%	80913	7570	10.3%	-179422	5933	3.4%	341248	21073	6.6%	1.0964	1.0852
2023/05/02	246832	3316	1.4%	73343	-773	-1.0%	-173489	4089	2.4%	320175	2543	0.8%	1.1002	1.1018
2023/04/25	243516	1147	0.5%	74116	-3892	-5.0%	-169400	5039	3.1%	317632	-2745	-0.9%	1.0975	1.1020
2023/04/18	242369	-1811	-0.7%	78008	-2834	-3.5%	-164361	1023	0.6%	320377	-4645	-1.4%	1.0973	1.0990
2023/04/11	244180	18764	8.3%	80842	-1181	-1.4%	-163338	19945	13.9%	325022	17583	5.7%	1.0912	1.0997
2023/04/04	225416	2498	1.1%	82023	4130	5.3%	-143393	-1632	-1.1%	307439	6628	2.2%	1.0955	1.0907
2023/03/28	222918	7093	3.3%	77893	6910	9.7%	-145025	183	0.1%	300811	14003	4.9%	1.0842	1.0846
2023/03/21	215825	-6488	-2.9%	70983	-11374	-13.8%	-144842	4886	3.5%	286808	-17862	-5.9%	1.0770	1.0760
2023/03/14	222313	-11567	-4.9%	82357	-3075	-3.6%	-139956	-8492	-5.7%	304670	-14642	-4.6%	1.0733	1.0666
2023/03/07	233880	-6886	-2.9%	85432	6865	8.7%	-148448	-13751	-8.5%	319312	-21	0.0%	1.0552	1.0637
2023/02/28	240766	4352	1.8%	78567	7221	10.1%	-162199	-2869	-1.7%	319333	11573	3.8%	1.0580	1.0635
2023/02/21	236414	-160	-0.1%	71346	-1322	-1.8%	-165068	1162	0.7%	307760	-1482	-0.5%	1.0649	1.0547
2023/02/14	236574	-1764	-0.7%	72668	-632	-0.9%	-163906	-1132	-0.7%	309242	-2396	-0.8%	1.0735	1.0695
2023/02/07	238338	-8417	-3.4%	73300	-22946	-23.8%	-165038	14529	9.7%	311638	-31363	-9.1%	1.0730	1.0679
2023/01/31	246755	9012	3.8%	96246	-7148	-6.9%	-150509	16160	12.0%	343001	1864	0.5%	1.0862	1.0794
2023/01/24	237743			103394			-134349			341137			1.0887	1.0866

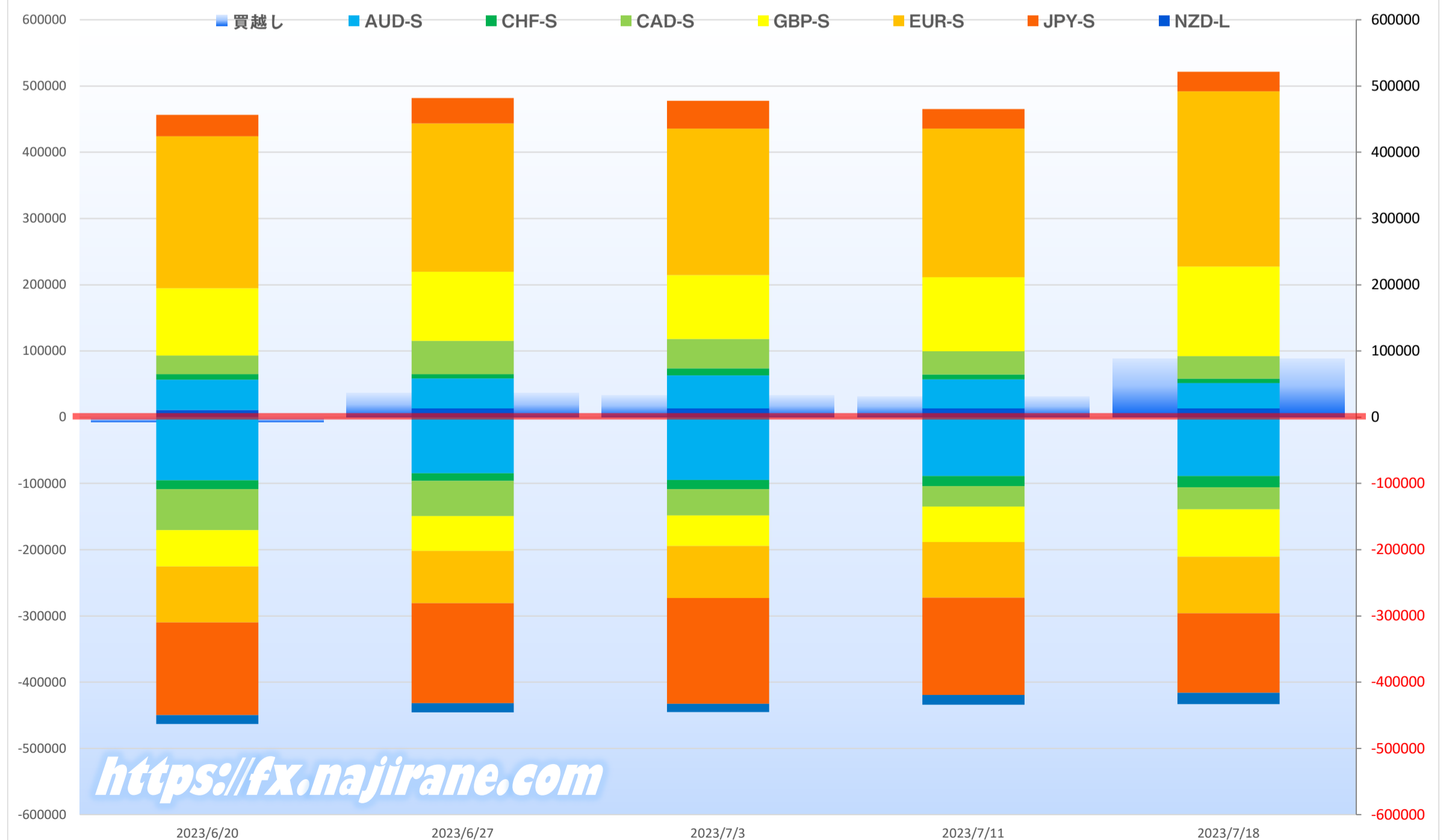
**EURO FX - CHICAGO MERCANTILE EXCHANGE
FUTURES ONLY POSITIONS**

売越し Long Short 火曜終値 金曜終値



	2023/06/20			2023/06/27			2023/07/03			2023/07/11			2023/07/18		
	Long	Short	売り越し	Long	Short	売り越し	Long	Short	売り越し	Long	Short	売り越し	Long	Short	売り越し
JPY	32244	139900	107656	38018	150888	112870	41713	159633	117920	29838	147020	117182	29776	120015	90239
	前週比 枚数増減 (枚)			5774	10988	5214	3695	8745	5050	-11875	-12613	-738	-62	-27005	-26943
	前週比 枚数増減 (%)			17.9%	7.9%	4.8%	9.7%	5.8%	4.5%	-28.5%	-7.9%	-0.6%	-0.2%	-18.4%	-23.0%
EUR	229399	84750	-144649	223977	78949	-145028	221272	78435	-142837	224351	84189	-140162	264514	85682	-178832
	前週比 枚数増減 (枚)			-5422	-5801	379	-2705	-514	-2191	3079	5754	-2675	40163	1493	38670
	前週比 枚数増減 (%)			-2.4%	-6.8%	0.3%	-1.2%	-0.7%	-1.5%	1.4%	7.3%	-1.9%	17.9%	1.8%	27.6%
GBP	101567	54959	-46608	104382	52388	-51994	96461	46196	-50265	111667	53604	-58063	135269	71540	-63729
	前週比 枚数増減 (枚)			2815	-2571	5386	-7921	-6192	-1729	15206	7408	7798	23602	17936	5666
	前週比 枚数増減 (%)			2.8%	-4.7%	11.6%	-7.6%	-11.8%	-3.3%	15.8%	16.0%	15.5%	21.1%	33.5%	9.8%
AUD	45743	95359	49616	45225	84649	39424	50170	94752	44582	43661	88745	45084	38252	88653	50401
	前週比 枚数増減 (枚)			-518	-10710	-10192	4945	10103	5158	-6509	-6007	502	-5409	-92	5317
	前週比 枚数増減 (%)			-1.1%	-11.2%	-20.5%	10.9%	11.9%	13.1%	-13.0%	-6.3%	1.1%	-12.4%	-0.1%	11.8%
CAD	28187	61730	33543	50307	53154	2847	44178	39651	-4527	35072	30628	-4444	33877	33356	-521
	前週比 枚数増減 (枚)			22120	-8576	-30696	-6129	-13503	7374	-9106	-9023	-83	-1195	2728	-3923
	前週比 枚数増減 (%)			78.5%	-13.9%	-91.5%	-12.2%	-25.4%	259.0%	-20.6%	-22.8%	-1.8%	-3.4%	8.9%	-88.3%
CHF	8322	13173	4851	6627	11573	4946	10634	14038	3404	7417	15324	7907	6772	16983	10211
	前週比 枚数増減 (枚)			-1695	-1600	95	4007	2465	-1542	-3217	1286	4503	-645	1659	2304
	前週比 枚数増減 (%)			-20.4%	-12.1%	2.0%	60.5%	21.3%	-31.2%	-30.3%	9.2%	132.3%	-8.7%	10.8%	29.1%
NZD	10867	13526	2659	13207	14038	831	13170	12340	-830	13297	14548	1251	13193	16819	3626
	前週比 枚数増減 (枚)			2340	512	-1828	-37	-1698	1661	127	2208	2081	-104	2271	2375
	前週比 枚数増減 (%)			21.5%	3.8%	-68.7%	-0.3%	-12.1%	199.9%	1.0%	17.9%	250.7%	-0.8%	15.6%	189.8%
MXN	121005	21287	-99718	117098	20749	-96349	123919	28679	-95240	122996	26830	-96166	122811	28319	-94492
	前週比 枚数増減 (枚)			-3907	-538	-3369	6821	7930	-1109	-923	-1849	926	-185	1489	-1674
	前週比 枚数増減 (%)			-3.2%	-2.5%	-3.4%	5.8%	38.2%	-1.2%	-0.7%	-6.4%	1.0%	-0.2%	5.5%	-1.7%
Total All 8	577334	484684	-92650	598841	466388	-132453	601517	473724	-127793	588299	460888	-127411	644464	461367	-183097
	前週比 枚数増減 (枚)			21507	-18296	39803	2676	7336	-4660	-13218	-12836	-382	56165	479	55686
	前週比 枚数増減 (%)			3.7%	-3.8%	43.0%	0.4%	1.6%	-3.5%	-2.2%	-2.7%	-0.3%	9.5%	0.1%	43.7%
Total 7 (MXN除く)	456329	463397	7068	481743	445639	-36104	477598	445045	-32553	465303	434058	-31245	521653	433048	-88605
	前週比 枚数増減 (枚)			25414	-17758	43172	-4145	-594	-3551	-12295	-10987	-1308	56350	-1010	57360
	前週比 枚数増減 (%)			5.6%	-3.8%	610.8%	-0.9%	-0.1%	-9.8%	-2.6%	-2.5%	-4.0%	12.1%	-0.2%	183.6%

直近5週 CFTC IMM主要7通貨の売買構成

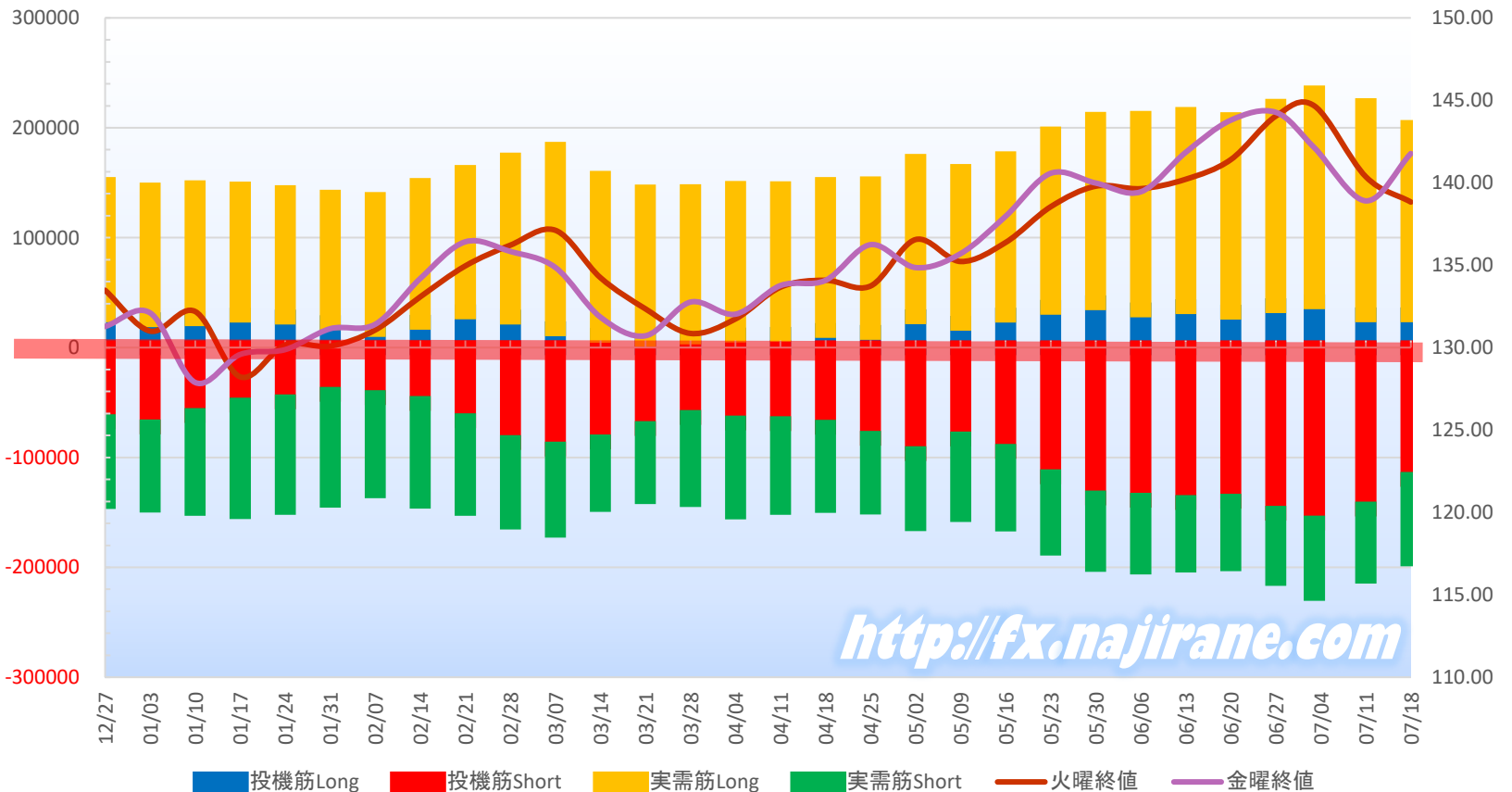


**JAPANESE YEN - CHICAGO MERCANTILE EXCHANGE
FUTURES ONLY POSITIONS**

Code-097741
2023/08/04 公表値

Date	投機筋集計				実需筋集計				投機筋+実需筋合計				ドル円終値	
	円買い	円売り	売り越し	売買計	円買い	円売り	売り越し	売買計	円買い	円売り	売り越し	売買計	火曜締め	金曜締め
2023/07/18	29776	120015	90239	149791	170491	72296	-98195	242787	200267	192311	-7956	392578	138.83	141.77
2023/07/11	29838	147020	117182	176858	190189	61112	-129077	251301	220027	208132	-11895	428159	140.36	138.90
2023/07/03	41713	159633	117920	201346	190157	64147	-126010	254304	231870	223780	-8090	455650	144.66	142.12
2023/06/27	38018	150888	112870	188906	181511	59145	-122366	240656	219529	210033	-9496	429562	144.04	144.27
2023/06/20	32244	139900	107656	172144	175201	56929	-118272	232130	207445	196829	-10616	404274	141.40	143.79
2023/06/13	37088	141064	103976	178152	175067	56886	-118181	231953	212155	197950	-14205	410105	140.21	141.84
2023/06/06	34151	138968	104817	173119	174461	60725	-113736	235186	208612	199693	-8919	408305	139.64	139.45
2023/05/30	40736	136929	96193	177665	166931	60419	-106512	227350	207667	197348	-10319	405015	139.79	139.98
2023/05/23	36760	117420	80660	154180	157498	65120	-92378	222618	194258	182540	-11718	376798	138.54	140.57
2023/05/16	29494	94285	64791	123779	142392	66255	-76137	208647	171886	160540	-11346	332426	136.38	137.97
2023/05/09	22229	83244	61015	105473	137992	68830	-69162	206822	160221	152074	-8147	312295	135.22	135.70
2023/05/02	28088	96412	68324	124500	141332	63811	-77521	205143	169420	160223	-9197	329643	136.55	134.85
2023/04/25	13680	82424	68744	96104	135330	62705	-72625	198035	149010	145129	-3881	294139	133.73	136.24
2023/04/18	15661	72530	56869	88191	132747	71102	-61645	203849	148408	143632	-4776	292040	134.08	134.08
2023/04/11	11933	69140	57207	81073	132604	76255	-56349	208859	144537	145395	858	289932	133.67	133.76
2023/04/04	11523	68559	57036	80082	133327	81061	-52266	214388	144850	149620	4770	294470	131.74	132.03
2023/03/28	9717	63692	53975	73409	132070	74508	-57562	206578	141787	138200	-3587	279987	130.86	132.76
2023/03/21	7255	73600	66345	80855	134389	61905	-72484	196294	141644	135505	-6139	277149	132.35	130.71
2023/03/14	11048	85842	74794	96890	142857	56863	-85994	199720	153905	142705	-11200	296610	134.24	131.85
2023/03/07	17141	92444	75303	109585	163246	73643	-89603	236889	180387	166087	-14300	346474	137.12	134.86
2023/02/28	27703	86381	58678	114084	142893	72372	-70521	215265	170596	158753	-11843	329349	136.21	135.83
2023/02/21	32486	66515	34029	99001	126777	79888	-46889	206665	159263	146403	-12860	305666	134.95	136.42
2023/02/14	23079	50922	27843	74001	124522	88753	-35769	213275	147601	139675	-7926	287276	133.08	134.19
2023/02/07	16556	45645	29089	62201	118080	84734	-33346	202814	134636	130379	-4257	265015	131.07	131.41
2023/01/31	22550	42610	20060	65160	114423	96244	-18179	210667	136973	138854	1881	275827	130.09	131.14
2023/01/24	27620	49255	21635	76875	113437	96292	-17145	209729	141057	145547	4490	286604	130.16	129.88
2023/01/17	29458	52419	22961	81877	114907	96823	-18084	211730	144365	149242	4877	293607	128.22	129.58
2023/01/10	26395	61772	35377	88167	119166	84678	-34488	203844	145561	146450	889	292011	132.19	127.88
2023/01/03	25377	72241	46864	97618	117959	71186	-46773	189145	143336	143427	91	286763	131.00	132.10
2022/12/27	29685	67415	37730	97100	118599	72598	-46001	191197	148284	140013	-8271	288297	133.48	131.28

**JAPANESE YEN - CHICAGO MERCANTILE EXCHANGE
FUTURES ONLY POSITIONS Cord-097741**

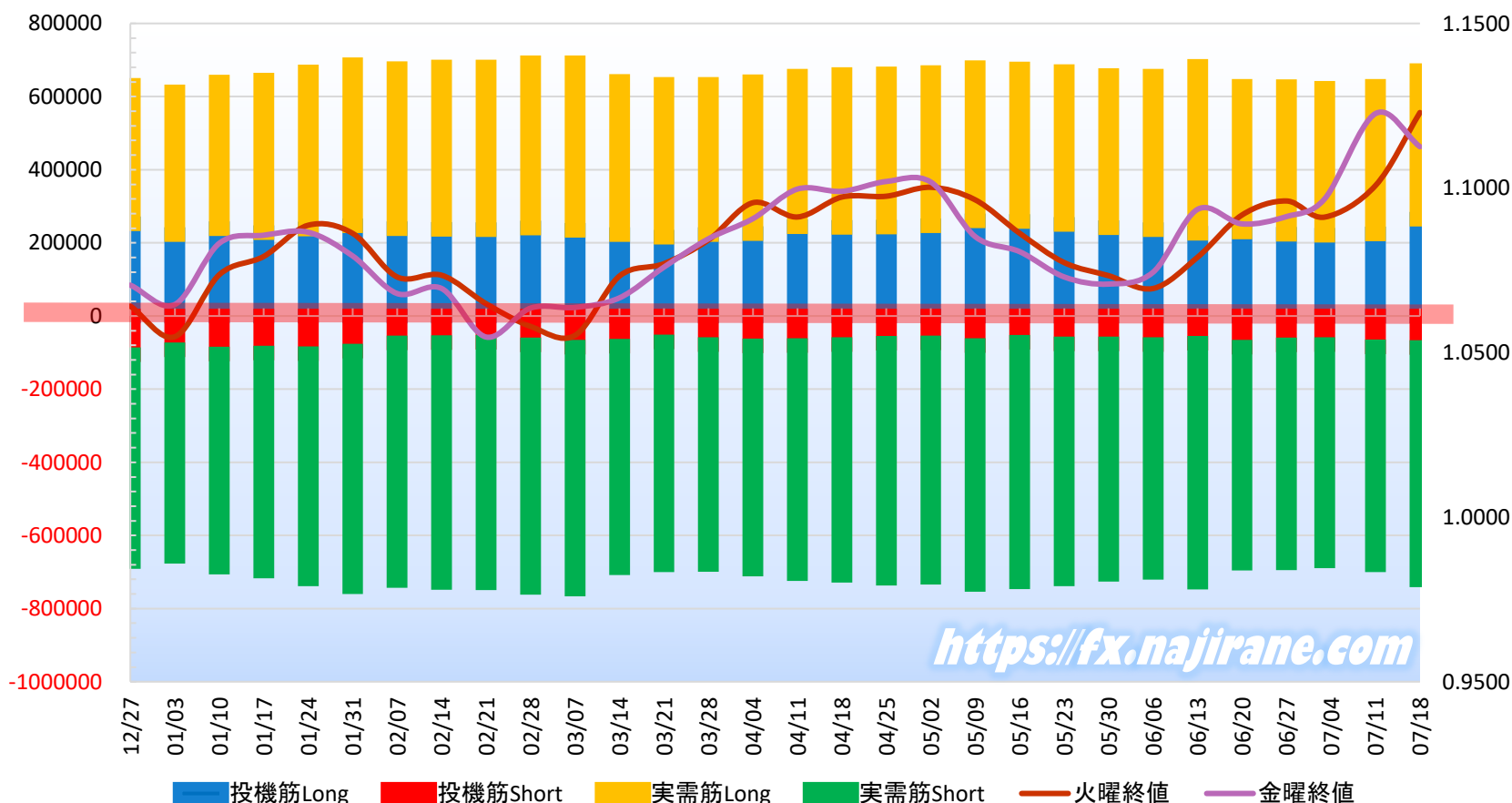


**EURO FX - CHICAGO MERCANTILE EXCHANGE
FUTURES ONLY POSITIONS**

**Code-099741
2023/08/04 公表値**

Date	投機筋集計				実需筋集計				投機筋+実需筋合計				ユーロドル終値	
	EUR買い	EUR売り	売り越し	売買計	EUR買い	EUR売り	売り越し	売買計	EUR買い	EUR売り	売り越し	売買計	火曜締め	金曜締め
2023/07/18	264514	85682	-178832	350196	406328	635671	229343	1041999	670842	721353	50511	1392195	1.1229	1.1125
2023/07/11	224351	84189	-140162	308540	403460	595922	192462	999382	627811	680111	52300	1307922	1.1007	1.1226
2023/07/03	221272	78435	-142837	299707	401256	590715	189459	991971	622528	669150	46622	1291678	1.0912	1.0967
2023/06/27	223977	78949	-145028	302926	403130	596390	193260	999520	627107	675339	48232	1302446	1.0961	1.0913
2023/06/20	229399	84750	-144649	314149	398646	591369	192723	990015	628045	676119	48074	1304164	1.0918	1.0891
2023/06/13	226138	74316	-151822	300454	456529	653600	197071	1110129	682667	727916	45249	1410583	1.0790	1.0935
2023/06/06	236060	77639	-158421	313699	419532	623448	203916	1042980	655592	701087	45495	1356679	1.0695	1.0744
2023/05/30	241817	76092	-165725	317909	415872	629887	214015	1045759	657689	705979	48290	1363668	1.0734	1.0708
2023/05/23	250070	76334	-173736	326404	418071	642266	224195	1060337	668141	718600	50459	1386741	1.0773	1.0730
2023/05/16	258736	71647	-187089	330383	416383	654716	238333	1071099	675119	726363	51244	1401482	1.0862	1.0807
2023/05/09	260335	80913	-179422	341248	418410	652670	234260	1071080	678745	733583	54838	1412328	1.0964	1.0852
2023/05/02	246832	73343	-173489	320175	418940	640643	221703	1059583	665772	713986	48214	1379758	1.1002	1.1018
2023/04/25	243516	74116	-169400	317632	418842	643279	224437	1062121	662358	717395	55037	1379753	1.0975	1.1020
2023/04/18	242369	78008	-164361	320377	417586	630871	213285	1048457	659955	708879	48924	1368834	1.0973	1.0990
2023/04/11	244180	80842	-163338	325022	411456	623521	212065	1034977	655636	704363	48727	1359999	1.0912	1.0997
2023/04/04	225416	82023	-143393	307439	415104	609891	194787	1024995	640520	691914	51394	1332434	1.0955	1.0907
2023/03/28	222918	77893	-145025	300811	410545	601793	191248	1012338	633463	679686	46223	1313149	1.0842	1.0846
2023/03/21	215825	70983	-144842	286808	417802	608973	191171	1026775	633627	679956	46329	1313583	1.0770	1.0760
2023/03/14	222313	82357	-139956	304670	418829	605698	186869	1024527	641142	688055	46913	1329197	1.0733	1.0666
2023/03/07	233880	85432	-148448	319312	458256	660884	202628	1119140	692136	746316	54180	1438452	1.0552	1.0637
2023/02/28	240766	78567	-162199	319333	451634	663537	211903	1115171	692400	742104	49704	1434504	1.0580	1.0635
2023/02/21	236414	71346	-165068	307760	444658	658476	213818	1103134	681072	729822	48750	1410894	1.0649	1.0547
2023/02/14	236574	72668	-163906	309242	444388	656178	211790	1100566	680962	728846	47884	1409808	1.0735	1.0695
2023/02/07	238338	73300	-165038	311638	438393	650139	211746	1088532	676731	723439	46708	1400170	1.0730	1.0679
2023/01/31	246755	96246	-150509	343001	440756	644345	203589	1085101	687511	740591	53080	1428102	1.0862	1.0794
2023/01/24	237743	103394	-134349	341137	429253	615703	186450	1044956	666996	719097	52101	1386093	1.0887	1.0866
2023/01/17	228279	101295	-126984	329574	416510	595584	179074	1012094	644789	696879	52090	1341668	1.0792	1.0857
2023/01/10	238623	103641	-134982	342264	400775	582985	182210	983760	639398	686626	47228	1326024	1.0737	1.0832
2023/01/03	222543	92628	-129915	315171	389861	563942	174081	953803	612404	656570	44166	1268974	1.0548	1.0646
2022/12/27	251887	105725	-146162	357612	379076	565896	186820	944972	630963	671621	40658	1302584	1.0641	1.0705

**EURO FX - CHICAGO MERCANTILE EXCHANGE
FUTURES ONLY POSITIONS Code-099741**



<https://fx.najirane.com>

Bitcoin/USD 及び CME Futures (当月及び限月別)

※取引単位=5ビットコイン
(CME CFビットコイン参考基準レート=BRRを対象)

Bitcoin/USD						CME Futures 2023/07		CME Futures 2023/08		CME Futures 2023/09		CME Futures 2023/10		CME Futures 2023/11	
Date	Open	High	Low	Close		Close	Volume	Close	Volume	Close	Volume	Close	Volume	Close	Volume
2023/7/22	29911	29992	29707	29707		0	0	0	0	0	0	0	0	0	0
2023/7/21	0	0	0	0		29885	9406	30210	1593	30565	241	30840	4	31045	0
2023/7/20	29915	30196	29638	29792		29765	9406	30085	1593	30425	241	30700	4	30930	0
2023/7/19	29862	30184	29794	29914		30105	5138	30380	870	30685	114	30945	0	31155	0
2023/7/18	30147	30234	29556	29857		29785	5773	30060	508	30365	44	30620	2	30825	0
2023/7/17	30250	30336	29686	30146		29990	6236	30285	714	30590	38	30810	1	31010	1
2023/7/16	30297	30438	30090	30249		0	0	0	0	0	0	0	0	0	0
2023/7/15	30332	30408	30263	30296		0	0	0	0	0	0	0	0	0	0
2023/7/14	31475	31582	29966	30334		30235	11611	30565	829	30850	34	31065	0	31265	0
2023/7/13	30387	31815	30268	31476		31925	14992	32280	1948	32555	90	0	0	0	0
2023/7/12	30622	30960	30229	30392		30395	10377	30705	506	30960	17	31175	0	31355	0
2023/7/11	30418	30788	30358	30621		30755	6161	31050	576	31295	38	31510	0	31690	0
2023/7/10	30172	31026	29985	30414		31055	5866	31310	663	31570	49	31785	0	31955	0
2023/7/9	30292	30428	30086	30171		0	0	0	0	0	0	0	0	0	0
2023/7/8	30347	30374	30080	30293		0	0	0	0	0	0	0	0	0	0
2023/7/7	29908	30435	29777	30342		30370	6541	30675	227	30920	53	31135	2	31305	0
2023/7/6	30507	31460	29892	29909		30510	11172	30785	885	31020	90	31250	1	31415	0
2023/7/5	30779	30877	30226	30514		30675	9567	30995	1119	31265	52	31485	3	31630	0
2023/7/4	31157	31325	30659	30778		0	0	0	0	0	0	0	0	0	0
2023/7/3	30625	31376	30587	31156		31700	6603	32000	374	32265	20	32455	0	32600	0
2023/7/2	30587	30766	30264	30621		0	0	0	0	0	0	0	0	0	0
2023/7/1	30472	30641	30329	30590		0	0	0	0	0	0	0	0	0	0
2023/6/30	30441	31257	29600	30477		30680	19808	30955	1696	31170	100	31385	1	31550	0
2023/6/29	30086	30796	30057	30445		31040	8930	31330	2128	31565	40	31750	3	31865	1
2023/6/28	30697	30703	29922	30086		30480	6418	30765	2004	30985	15	31145	0	31255	0
2023/6/27	30274	31007	30237	30688		31040	5565	31295	2576	31485	27	31620	2	31720	0
2023/6/26	30481	30636	29956	30271		30600	5369	30800	327	30995	35	31130	0	31230	0
2023/6/25	30545	31041	30328	30480		0	0	0	0	0	0	0	0	0	0
2023/6/24	30709	30804	30290	30549		0	0	0	0	0	0	0	0	0	0
2023/6/23	29896	31390	29845	30695		31355	2004	31560	152	31730	22	31860	1	31960	0
2023/6/22	29996	30496	29679	29912		30555	783	30730	159	30885	40	31005	0	31135	0
2023/6/21	28311	30737	28283	30027		30445	1900	30650	167	30815	18	30945	1	31040	1
2023/6/20	26842	28389	26669	28327		28345	1449	28515	255	28670	119	28790	0	28885	0
2023/6/19	26335	26985	26313	26851		0	0	0	0	0	0	0	0	0	0
2023/6/18	26510	26676	26326	26336		0	0	0	0	0	0	0	0	0	0
2023/6/17	26329	26769	26174	26511		0	0	0	0	0	0	0	0	0	0
2023/6/16	25575	26463	25245	26327		26565	573	26715	86	26845	3	26965	0	27060	0
2023/6/15	25122	25735	24797	25576		25615	614	25770	43	25900	0	26020	0	26115	1
2023/6/14	25920	26042	24902	25125		26040	478	26195	97	26330	5	26450	0	26545	0
2023/6/13	25903	26376	25728	25919		26090	407	26255	40	26390	0	26510	0	26605	0
2023/6/12	25934	26088	25675	25903		26025	211	26190	54	26320	1	26440	0	26535	0
2023/6/11	25854	26203	25669	25940		0	0	0	0	0	0	0	0	0	0
2023/6/10	26482	26531	25502	25851		0	0	0	0	0	0	0	0	0	0
2023/6/9	26506	26770	26339	26480		26620	187	26770	3	26900	4	27020	0	27115	0
2023/6/8	26348	26798	26247	26508		26790	151	26935	30	27065	11	27185	2	27280	3
2023/6/7	27236	27332	26147	26346		26750	193	26900	28	27040	2	27160	0	27240	0
2023/6/6	25732	27314	25435	27239		27410	709	27555	30	27695	7	27810	0	27890	0
2023/6/5	27123	27130	25445	25760		25820	765	25995	70	26125	2	26235	3	26295	3
2023/6/4	27075	27407	26968	27119		0	0	0	0	0	0	0	0	0	0
2023/6/3	27252	27317	26958	27075		0	0	0	0	0	0	0	0	0	0
2023/6/2	26825	27304	26575	27250		27550	532	27710	19	27840	2	27950	0	28010	3
2023/6/1	27218	27346	26672	26820		27100	483	27285	51	27425	0	27530	0	27590	0
2023/5/31	27701	27832	26866	27220		27255	874	27420	69	27545	0	27650	0	27710	0
2023/5/30	27745	28045	27589	27702		28255	471	28395	32	28515	1	28620	0	28670	0
2023/5/29	28076	28432	27564	27746		0	0	0	0	0	0	0	0	0	0
2023/5/28	26871	28193	26803	28086		0	0	0	0	0	0	0	0	0	0
2023/5/27	26720	26889	26621	26868		0	0	0	0	0	0	0	0	0	0
2023/5/26	26474	26917	26344	26719		27095	392	27235	35	27340	0	27440	0	27540	0
2023/5/25	26329	26592	25891	26476		26760	2119	26910	54	27015	0	27115	0	27215	0
2023/5/24	27225	27225	26107	26335		26605	1347	26755	4	26875	4	26970	1	27070	0
2023/5/23	26856	27435	26816	27226		27650	875	27800	1	27920	1	28015	0	28115	0
2023/5/22	26750	27046	26550	26851		27285	275	27410	14	27510	10	27605	1	27705	0
2023/5/21	27118	27266	26707	26754		0	0	0	0	0	0	0	0	0	0
2023/5/20	26889	27155	26843	27130		0	0	0	0	0	0	0	0	0	0
2023/5/19	26827	27129	26700	26890		27270	150	27395	5	27505	0	27600	0	27700	0
2023/5/18	27402	27467	26415	26832		27155	109	27270	4	27380	0	27475	0	27575	0
2023/5/17	27035	27466	26600	27399		27790	118	27920	7	28030	3	28125	0	28225	0
2023/5/16	27172	27299	26879	27037		27305	32	27415	2	27520	1	27610	1	27710	0
2023/5/15	26931	27646	26766	27193		27780	53	27890	3	27995	1	28045	0	28145	0
2023/5/14	26789	27151	26661	26931		0	0	0	0	0	0	0	0	0	0



Date	BTC(BitCoin)/JPY					ETH(Ethereum)/JPY					XRP(Ripple)/JPY				
	Open	High	Low	Close	Volume	Open	High	Low	Close	Volume	Open	High	Low	Close	Volume
2023/7/22	4240742.50	4252511.00	4211875.00	4211875.00	1069022.05	268249.03	268898.94	263639.06	263639.06	516149.41	109.3438	110.3741	103.6023	103.7157	220432.24
2023/7/21	4176428.25	4214541.00	4154984.50	4166540.00	2049593.00	263731.06	268565.81	264030.31	264460.06	1030282.58	114.5691	117.8774	108.4119	111.0524	397659.18
2023/7/20	4151292.50	4205316.00	4159578.00	4176243.00	1693258.07	263823.56	268009.28	262951.50	263721.88	840233.06	108.3748	117.6140	107.6183	114.5760	552095.76
2023/7/19	4184178.75	4191276.50	4111889.25	4150530.00	1826512.56	265328.66	265671.38	261367.25	263796.03	808335.57	102.5809	108.5799	102.2029	108.3682	365056.50
2023/7/18	4195699.00	4203894.50	4117774.25	4184014.75	1837630.58	266821.22	268307.59	260101.69	265321.59	926867.00	103.6060	105.6669	99.7215	102.5960	347871.50
2023/7/17	4202105.00	4221534.50	4173284.00	4195630.50	1181268.78	267909.31	269349.78	265918.91	266819.47	600485.64	98.9385	109.1989	98.4353	103.5914	546162.10
2023/7/16	4206864.00	4217404.50	4197388.50	4201874.50	1111177.53	268947.41	270000.44	267429.75	267884.59	607495.38	99.7516	101.3889	96.6566	98.9281	467394.56
2023/7/15	4345388.50	4344565.50	4159604.25	4207181.00	2901206.60	276904.28	278942.56	263941.25	268977.56	1473973.14	112.6839	113.3247	94.4694	99.7434	979215.32
2023/7/14	4203515.50	4389973.50	4191663.75	4345571.50	3270091.39	258960.20	277664.31	258323.14	277018.25	1534512.63	65.1676	122.5005	65.1638	112.5690	1435453.55
2023/7/13	4289518.50	4299883.00	4183338.25	4204090.50	2048073.80	263112.53	263280.13	258253.45	258970.38	882411.01	66.6341	66.6091	64.7680	65.1681	99018.25
2023/7/12	4298313.50	4326606.50	4278096.50	4289337.00	1702211.40	265755.19	265908.75	262364.34	263114.50	687116.69	67.5016	67.5784	66.2580	66.6380	90438.27
2023/7/11	4288602.50	4384367.50	4271017.50	4297866.50	2095373.00	264834.44	269265.06	263333.56	265741.28	895405.80	66.5987	67.8229	66.1942	67.4987	125161.93
2023/7/10	4304892.00	4323304.00	4277720.00	4288433.50	1123351.34	265129.03	266987.03	264143.94	264801.69	624386.29	66.8856	67.0483	66.5125	66.5981	46185.59
2023/7/9	4312146.00	4316663.00	4274842.00	4305024.50	1067195.35	265860.06	266073.13	262151.28	265121.16	610953.50	66.6080	67.3572	66.2320	66.8856	58186.91
2023/7/8	4305985.50	4327045.50	4284680.50	4311484.50	1901909.00	265994.47	267456.47	263611.81	265803.28	919196.28	66.7631	67.5776	66.2805	66.6092	97014.98
2023/7/7	4408256.00	4530326.50	4322894.00	4306178.50	3042066.30	276053.56	281744.03	266043.16	266156.28	1282093.07	69.1037	69.6712	67.0001	66.7665	136802.71
2023/7/6	4445025.00	4462206.50	4359697.00	4409270.00	1803583.28	279709.78	280799.88	273710.97	276078.28	871920.34	70.4489	71.0495	68.1013	69.1099	137295.91
2023/7/5	4505176.50	4530309.50	4428851.50	4442885.00	1850123.83	282762.13	284400.66	279152.19	279686.19	820792.96	70.7815	71.2452	69.8089	70.4535	121552.53
2023/7/4	4422800.50	4541353.50	4429819.50	4505115.00	2208262.49	279869.66	285508.47	279498.94	282742.59	1136313.62	69.9714	71.0499	69.4342	70.7868	153265.97
2023/7/3	4414811.50	4440315.50	4368157.00	4422259.50	1521238.87	277765.09	282611.06	273645.75	279805.34	916197.23	68.3448	71.3780	68.0289	69.7076	166757.94
2023/7/2	4398152.00	4422608.50	4377514.50	4415217.00	1311514.73	279046.16	280399.69	275802.19	277782.09	741421.05	68.4176	68.6247	67.2029	68.3458	106435.70
2023/7/1	4407364.50	4522696.00	4276332.00	4398932.00	3808609.94	268137.75	280757.06	264563.94	279026.69	1861217.84	68.7280	69.7801	65.9517	68.4202	182137.09
2023/6/30	4344143.00	4458861.00	4336398.00	4407943.00	1908353.27	263953.41	271695.00	263953.41	268169.44	821961.32	67.1660	69.0335	66.7105	68.7312	104070.57
2023/6/29	4416552.00	4417519.00	4318990.50	4344151.50	2103978.34	271915.50	271959.03	263006.88	263940.69	1030260.59	69.6137	69.6037	65.9172	67.1734	142888.21
2023/6/28	4343260.00	4458254.00	4338763.00	4415344.00	2363742.80	266748.31	275186.75	266259.31	271886.28	110580.46	68.7702	69.7345	68.4491	69.6139	121870.91
2023/6/27	4375186.50	4395004.00	4298897.00	4342802.50	2366170.33	272733.97	273340.47	264086.09	266760.75	1236612.66	70.3748	70.4184	68.0772	68.7667	136753.39
2023/6/26	4389185.00	4460475.00	4353576.00	4375149.00	1823460.32	269550.13	277199.00	268831.78	272799.41	995823.25	70.0248	71.2215	69.5782	70.3746	97783.81
2023/6/25	4412692.00	4426402.00	4352542.50	4389694.50	1745581.20	272125.56	273771.66	268395.16	269580.38	722238.55	71.3554	71.3554	69.3800	70.0244	99708.66
2023/6/24	4277014.00	4514459.00	4266802.50	4410785.50	3465286.84	267888.03	277984.19	266896.22	271994.81	1191319.93	70.8101	72.1382	69.5644	71.3541	159286.38
2023/6/23	4250788.50	4320602.00	4235339.50	4279288.50	2954666.96	267806.84	273730.53	266553.78	267945.56	1212824.23	70.9469	74.1272	70.1123	70.8118	217184.91
2023/6/22	4002580.25	4362272.50	3999307.25	4255233.00	4725641.32	253347.64	269054.69	252982.70	267978.69	1662490.14	69.6794	71.2108	69.4169	70.9545	185060.74
2023/6/21	3809601.25	4013277.50	3778237.00	4004867.25	3140255.41	246513.02	253516.30	243017.05	253365.30	1013827.76	70.0309	70.4464	67.1221	69.6806	151766.67
2023/6/20	3734839.75	3829791.00	3734422.25	3810930.25	1820516.88	243998.63	247678.23	242141.92	246623.66	739516.43	69.1465	70.5859	68.6502	70.0268	123599.43
2023/6/19	3760111.25	3782755.25	3735037.75	3734949.00	1356587.55	244976.55	247716.14	243741.27	244008.86	541750.27	68.0506	70.4490	67.5944	69.1466	105510.33
2023/6/18	3734328.75	372459.50	3712459.50	3760142.25	1572989.64	243484.17	250588.89	243126.63	244978.03	691472.32	67.4801	68.8224	66.7439	68.0511	90167.01
2023/6/17	3587353.50	3752701.75	3568772.00	3734156.25	2315406.64	233601.20	245077.63	233714.52	243483.77	890869.09	67.3429	67.9702	64.9308	67.4770	165397.97
2023/6/16	3516506.75	3609866.00	3499422.00	3587509.50	2221453.35	231035.09	235157.94	229000.80	233616.52	1027951.62	67.2217	68.4791	66.3383	67.3444	165637.90
2023/6/15	3632464.00	3647362.50	3488351.75	3516927.00	1996900.91	243738.44	244899.59	229303.77	231038.03	1044650.05	72.8848	72.8954	65.4750	67.2207	246004.36
2023/6/14	3612435.50	3675634.00	3601036.50	3632249.50	1982065.93	242994.48	245534.47	242060.34	243708.66	870847.25	73.3113	78.3215	71.2086	72.8849	366845.40
2023/6/13	3614591.00	3632534.00	3584518.50	3612374.00	1628603.65	244334.89	244740.06	240535.25	243013.81	841139.59	72.6371	73.6402	71.3362	73.3173	167232.63
2023/6/12	3603922.75	3650519.00	3578128.25	3615411.00	1495857.46	244293.59	247540.58	242702.00	244382.25	635426.37	70.8391	73.6099	70.3034	72.6451	115418.66
2023/6/11	3691690.00	3698560.25	3554828.50	3603533.75	2770187.52	256559.84	257172.34	239960.56	244273.67	1503863.01	74.9961	75.0041	67.2392	70.8404	294138.78
2023/6/10	3682172.75	3727772.25	3667348.00	3691496.75	1535622.98	256455.05	258285.02	254925.63	256536.59	642727.97	72.8688	75.1791	72.7467	74.9884	172000.19
2023/6/9	3686440.75	3720298.75	3669837.75	3682491.25	1653804.66	256396.75	258381.53	255895.72	256486.16	630141.79	72.7017	73.2492	72.3386	72.8694	132530.91
2023/6/8	3800403.50	3811690.25	3664001.75	3686209.25	2732552.77	262941.31	264106.75	255361.02	256380.30	1108114.67	74.0148	74.8034	71.3595	72.7039	230811.52
2023/6/7	3587666.00	3813091.25	3551715.00	3800840.75	3060018.73	252437.98	264886.09	251547.53	262958.31	1214594.76	71.1595	74.2421	69.6097	74.0198	222695.52
2023/6/6	3801975.25	3801605.75	3549443.00	3591568.25	2999463.09	264988.81	265041.00	248417.00	252611.83	1289194.31	75.1345	75.9013	68.9761	71.1610	289593.59
2023/6/5	3789298.00	3837311.50	3774337.25	3801408.50	1312163.54	264850.56	267622.72	263906.38	265002.25	525240.77	72.6879	76.2545	72.3027	75.1212	132246.43
2023/6/4	3813826.50	3823157.50	3772906.75	3789299.25	1173606.11	266934.00	267130.13	263883.09	264852.56	485962.12	73.5210	74.1586	72.3632	72.6857	95861.93
2023/6/3	3720373.75	3821039.00	3691125.00	3813443.75	2076422.04	258304.83	267353.00	257231.42	266911.03	853349.07	70.3595	73.6560	70.1384	73.5253	149843.46
2023/6/2	3786565.75	3807920.75	3719651.50	3719738.00	2035868.00	260694.89	262940.09	257475.80	258274.00	782231.35	71.9779	71.9781	69.9268	70.3613	151965.77
2023/6/1	3871010.50	3890771.25	3758121.75	3786739.00	2178079.96	265668.97	266596.88	259485.42	260724.91	832552.22	72.9322	73.7291	70.2253	71.9776	220602.37
2023/5/31	3897524.00	3932001.50	3856569.25	3871264.75	1851772.43	265934.16	268712.44	264317.94	265658.97	749513.89	69.4278	73.4610	68.6983	72.9382	296258.03
2023/5/30	3955429.75	4004347.00	3868288.50	3897630.75	2132609.56	268991.38	271315.81	263681.09	265932.03	826655.55	68.02				

Date	日経平均(^N225)					CME日経平均先物ドル建て(NKD)					CME日経平均先物円建て(NIY)					USDJPY
	Open	High	Low	Close	Volume	Open	High	Low	Close	Volume	Open	High	Low	Close	Volume	
2023-07-21	32,336.86	32,462.44	32,080.95	32,304.25		32,330.0	32,795.0	32,095.0	32,715.0	7,378	32,655.0	32,655.0	32,655.0	32,655.0	2	141.77
2023-07-20	32,803.35	32,861.02	32,462.86	32,490.52	755997000	32,900.0	32,920.0	32,280.0	32,370.0	7,378	32,460.0	32,460.0	32,355.0	32,355.0	2	140.07
2023-07-19	32,812.36	32,896.03	32,671.03	32,896.03	818995400	32,770.0	33,095.0	32,690.0	32,925.0	7,268	33,000.0	33,000.0	32,910.0	32,925.0	3	139.62
2023-07-18	32,457.18	32,714.59	32,338.30	32,493.89	811117700	32,380.0	32,845.0	32,370.0	32,790.0	9,159	32,730.0	32,730.0	32,730.0	32,730.0	0	138.83
2023-07-14	32,587.90	32,780.63	32,225.37	32,391.26	902827600	32,755.0	32,910.0	32,255.0	32,370.0	10,208	32,270.0	32,270.0	32,270.0	32,270.0	0	138.90
2023-07-13	32,106.05	32,484.40	31,952.98	32,419.33	777770800	32,095.0	32,850.0	31,980.0	32,775.0	9,171	32,747.0	32,747.0	32,747.0	32,747.0	0	138.08
2023-07-12	32,280.05	32,312.03	31,791.71	31,943.93	883889600	32,345.0	32,435.0	31,800.0	32,085.0	11,801	32,060.0	32,060.0	32,060.0	32,060.0	0	138.44
2023-07-11	32,434.67	32,468.70	32,084.42	32,203.57	871600800	32,365.0	32,505.0	32,085.0	32,350.0	6,729	32,285.0	32,285.0	32,285.0	32,285.0	0	140.36
2023-07-10	32,393.46	32,558.98	32,065.63	32,189.73	1011654000	32,460.0	32,600.0	32,090.0	32,320.0	10,220	32,250.0	32,250.0	32,250.0	32,250.0	0	141.33
2023-07-07	32,450.64	32,730.25	32,327.90	32,388.42	1050562700	32,460.0	32,770.0	32,255.0	32,520.0	9,780	32,430.0	32,440.0	32,430.0	32,440.0	1	142.12
2023-07-06	33,058.40	33,079.45	32,637.72	32,773.02	1005548700	33,170.0	33,170.0	32,285.0	32,505.0	10,188	32,470.0	32,470.0	32,470.0	32,470.0	0	144.04
2023-07-05	33,165.06	33,389.22	33,041.14	33,338.70	951326200	33,640.0	33,665.0	33,025.0	33,170.0	12,629	33,150.0	33,150.0	33,150.0	33,150.0	0	144.57
2023-07-03	33,517.60	33,762.81	33,510.55	33,753.33	953903300	33,525.0	33,880.0	33,470.0	33,675.0	7,200	33,650.0	33,650.0	33,650.0	33,650.0	0	144.66
2023-06-30	33,068.36	33,232.89	32,918.77	33,189.04	1112581300	33,205.0	33,560.0	32,960.0	33,500.0	6,489	33,440.0	33,440.0	33,440.0	33,440.0	0	144.27
2023-06-29	33,306.84	33,527.98	33,185.20	33,234.14	1178914900	33,305.0	33,575.0	33,135.0	33,240.0	7,630	33,185.0	33,185.0	33,185.0	33,185.0	0	144.76
2023-06-28	32,807.84	33,193.99	32,642.87	33,193.99	911142900	32,815.0	33,380.0	32,650.0	33,295.0	9,086	33,155.0	33,315.0	33,155.0	33,315.0	1	144.38
2023-06-27	32,629.96	32,689.10	32,306.99	32,538.33	795823600	32,595.0	32,895.0	32,310.0	32,860.0	6,409	32,825.0	32,825.0	32,825.0	32,825.0	0	144.04
2023-06-26	32,647.08	32,884.73	32,392.72	32,698.81	740739200	32,670.0	32,925.0	32,400.0	32,635.0	7,609	32,590.0	32,590.0	32,590.0	32,590.0	0	143.48
2023-06-23	33,458.35	33,533.47	32,575.56	32,781.54	1036405600	33,535.0	33,575.0	32,415.0	32,700.0	13,148	32,675.0	32,710.0	32,675.0	32,675.0	2	143.79
2023-06-21	33,200.63	33,657.87	33,154.68	33,575.14	820003300	33,170.0	33,800.0	33,130.0	33,630.0	10,260	33,570.0	33,570.0	33,570.0	33,570.0	0	141.85
2023-06-20	33,269.57	33,474.74	33,089.02	33,388.91	824130300	33,755.0	33,870.0	33,085.0	33,170.0	13,432	33,170.0	33,170.0	33,170.0	33,170.0	0	141.40
2023-06-16	33,399.15	33,772.76	33,186.93	33,706.08	1320441300	33,525.0	34,030.0	33,215.0	33,750.0	10,434	33,665.0	33,665.0	33,665.0	33,665.0	0	141.84
2023-06-15	33,493.69	33,767.13	33,386.01	33,485.49	1058175100	33,645.0	33,830.0	33,190.0	33,545.0	11,526	33,510.0	33,510.0	33,510.0	33,510.0	0	140.29
2023-06-14	33,331.47	33,665.52	33,203.95	33,502.42	1115542000	33,495.0	33,855.0	33,240.0	33,575.0	10,862	33,510.0	33,510.0	33,510.0	33,510.0	0	140.05
2023-06-13	32,668.95	33,127.36	32,638.21	33,018.65	894530100	32,755.0	33,620.0	32,675.0	33,500.0	11,236	32,865.0	33,425.0	32,865.0	33,425.0	1	140.21
2023-06-12	32,412.12	32,517.68	32,280.54	32,434.00	687045400	32,385.0	32,785.0	32,300.0	32,765.0	6,823	32,400.0	32,685.0	32,400.0	32,685.0	2	139.60
2023-06-09	31,927.38	32,304.04	31,898.75	32,265.17	1015282600	31,945.0	32,595.0	31,930.0	32,430.0	8,591	32,200.0	32,355.0	32,200.0	32,355.0	1	139.45
2023-06-08	31,877.79	32,035.95	31,420.45	31,641.27	860403600	31,875.0	32,015.0	31,440.0	31,895.0	8,629	31,845.0	32,035.0	31,430.0	31,890.0	2	138.90
2023-06-07	32,618.78	32,708.53	31,913.74	31,913.74	1119412300	32,605.0	32,715.0	31,770.0	31,890.0	10,084	32,615.0	32,715.0	31,765.0	31,885.0	55,537	140.13
2023-06-06	31,988.37	32,534.47	31,933.87	32,506.78	824786900	32,125.0	32,705.0	31,930.0	32,645.0	20,629	32,120.0	32,705.0	31,930.0	32,645.0	68,645	139.64
2023-06-05	31,864.12	32,217.43	31,798.72	32,217.43	988367900	31,970.0	32,570.0	31,820.0	32,100.0	16,026	31,990.0	32,570.0	31,815.0	32,100.0	59,796	139.55
2023-06-02	31,300.72	31,555.54	31,257.01	31,524.22	906562000	31,395.0	32,020.0	31,280.0	31,970.0	10,144	31,390.0	32,010.0	31,275.0	31,965.0	43,433	139.98
2023-06-01	30,886.01	31,185.05	30,853.44	31,148.01	950903500	30,790.0	31,440.0	30,775.0	31,410.0	7,910	30,755.0	31,435.0	30,755.0	31,400.0	37,035	138.81
2023-05-31	31,057.09	31,142.78	30,785.98	30,887.88	1845848500	31,150.0	31,155.0	30,650.0	30,790.0	8,381	31,140.0	31,145.0	30,640.0	30,780.0	33,216	139.33
2023-05-30	31,196.24	31,374.83	31,064.19	31,328.16	718453100	31,640.0	31,695.0	31,075.0	31,155.0	14,788	31,555.0	31,690.0	31,060.0	31,145.0	58,753	139.79
2023-05-25	30,599.27	30,889.98	30,558.14	30,801.13	839875400	30,630.0	31,150.0	30,550.0	31,145.0	9,189	30,610.0	31,105.0	30,510.0	31,100.0	35,199	140.06
2023-05-24	30,728.69	30,856.92	30,566.83	30,682.68	817090300	30,755.0	30,895.0	30,440.0	30,520.0	7,690	30,710.0	30,860.0	30,405.0	30,495.0	36,532	139.37
2023-05-23	31,245.72	31,352.53	30,828.73	30,957.77	921619800	31,195.0	31,385.0	30,585.0	30,725.0	14,008	31,180.0	31,355.0	30,550.0	30,680.0	47,543	138.54
2023-05-22	30,735.71	31,086.82	30,689.27	31,086.82	753937300	30,860.0	31,320.0	30,710.0	31,240.0	6,441	30,805.0	31,295.0	30,690.0	31,215.0	29,346	138.59
2023-05-19	30,847.36	30,924.57	30,679.16	30,808.35	805277100	30,900.0	31,005.0	30,690.0	30,875.0	6,830	30,890.0	30,985.0	30,670.0	30,855.0	35,520	137.97
2023-05-18	30,432.54	30,667.13	30,381.90	30,573.93	904857100	30,515.0	30,950.0	30,395.0	30,925.0	6,833	30,505.0	30,935.0	30,380.0	30,905.0	35,768	138.68
2023-05-17	29,912.44	30,115.32	29,912.44	30,093.59	930835700	29,905.0	30,560.0	29,875.0	30,545.0	6,862	29,895.0	30,540.0	29,865.0	30,530.0	30,560	137.57
2023-05-16	29,838.01	29,916.56	29,779.07	29,842.99	1073921100	29,855.0	30,005.0	29,790.0	29,885.0	4,585	29,845.0	29,995.0	29,775.0	29,870.0	23,142	136.38
2023-05-15	29,547.04	29,629.47	29,475.97	29,626.34	885873500	29,545.0	29,915.0	29,485.0	29,880.0	4,377	29,535.0	29,905.0	29,475.0	29,870.0	24,873	136.09
2023-05-12	29,199.30	29,426.06	29,141.52	29,388.30	1060843600	29,155.0	29,595.0	29,115.0	29,590.0	4,203	29,125.0	29,580.0	29,105.0	29,575.0	28,759	135.70
2023-05-11	29,110.79	29,165.59	29,028.71	29,126.72	822074300	29,070.0	29,205.0	28,970.0	29,145.0	3,183	29,126.3	29,126.3	29,126.3	29,126.3	23,571	134.52
2023-05-10	29,189.41	29,195.16	29,070.11	29,122.18	872759400	29,210.0	29,255.0	28,910.0	29,065.0	4,102	29,040.0	29,040.0	29,040.0	29,040.0	2	134.31
2023-05-09	29,020.63	29,262.36	29,020.63	29,242.82	863914600	29,045.0	29,285.0	29,035.0	29,245.0	3,132	29,230.0	29,230.0	29,230.0	29,230.0	2	135.22
2023-05-08	29,095.46	29,144.12	28,931.81	28,949.88	741494400	29,080.0	29,155.0	28,945.0	29,065.0	2,563	29,040.0	29,040.0	29,040.0	29,040.0	2	135.08
2023-05-02	29,278.80	29,278.80	29,083.13	29,157.95	639102200	29,325.0	29,325.0	28,680.0	28,840.0	5,437	28,825.0	28,825.0	28,825.0	28,825.0	2	136.55
2023-04-28	28,705.91	28,879.24	28,499.51	28,856.44	1039590900	28,745.0	29,115.0	28,515.0	29,085.0	5,359	28,675.0	29,140.0	28,575.0	29,050.0	18	136.24
2023-04-27	28,340.59	28,459.73	28,241.67	28,457.68	735564600	28,365.0	28,780.0	28,270.0	28,740.0	2,308	28,710.0	28,710.0	28,710.0	28,710.0	18	133.90
2023-04-26	28,478.52	28,551.61	28,319.77	28,416.47	687055400	28,470.0	28,575.0	28,275.0	28,345.0	3,463	28,295.0	28,295.0	28,295.0	28,295.0	0	133.64
2023-04-25	28,697.73	28,806.69	28,609.77	28,620.07	593275400	28,710.0	28,825.0	28,390.0	28,400.0	3,758	28,340.0	28,340.0	28,340.0	28,340.0	0	133.73
2023-04-24	28,631.78	28,680.65	28,567.24	28,593.52	499527100											

DATE	N225		DOW		S&P500		OIL		GOLD		香港ハンセン指数	
	Close	2/28=100%	Close	2/28=100%	Close	2/28=100%	Close	2/28=100%	Close	2/28=100%	Close	2/28=100%
2023/7/21	32304	117.70%	35228	107.87%	4536.34	114.26%	77.07	100.03%	1962.50	107.43%	19075.26	96.41%
2023/7/20	32491	118.38%	35225	107.87%	4534.87	114.22%	75.63	98.16%	1969.53	107.81%	18928.02	95.66%
2023/7/19	32896	119.86%	35061	107.36%	4565.72	115.00%	75.35	97.79%	1977.01	108.22%	18952.31	95.79%
2023/7/18	32494	118.39%	34952	107.03%	4554.98	114.73%	75.75	98.31%	1978.81	108.32%	19015.72	96.11%
2023/7/14	32391	118.02%	34509	105.67%	4505.42	113.48%	75.42	97.88%	1954.54	106.99%	19413.78	98.12%
2023/7/13	32419	118.12%	34395	105.32%	4510.04	113.60%	76.89	99.79%	1960.48	107.32%	19350.62	97.80%
2023/7/12	31944	116.39%	34347	105.18%	4472.16	112.64%	75.75	98.31%	1957.43	107.15%	18860.95	95.33%
2023/7/11	32204	117.34%	34261	104.91%	4439.26	111.82%	74.83	97.12%	1932.23	105.77%	18659.83	94.31%
2023/7/10	32190	117.29%	33944	103.94%	4409.53	111.07%	72.99	94.73%	1925.35	105.39%	18479.72	93.40%
2023/7/7	32388	118.01%	33735	103.30%	4398.95	110.80%	73.86	95.86%	1924.85	105.37%	18365.70	92.82%
2023/7/6	32773	119.41%	33922	103.88%	4411.59	111.12%	71.80	93.19%	1910.93	104.61%	18533.05	93.67%
2023/7/5	33339	121.47%	34289	105.00%	4446.82	112.01%	71.79	93.17%	1915.24	104.84%	19110.38	96.59%
2023/7/3	33753	122.98%	34418	105.39%	4455.59	112.23%	69.79	90.58%	1921.59	105.19%	19306.59	97.58%
2023/6/30	33189	120.93%	34408	105.36%	4450.38	112.10%	70.64	91.68%	1920.19	105.11%	18916.43	95.61%
2023/6/29	33234	121.09%	34122	104.49%	4396.44	110.74%	69.86	90.67%	1908.24	104.46%	18934.36	95.70%
2023/6/28	33194	120.94%	33853	103.66%	4376.86	110.24%	69.56	90.28%	1907.43	104.41%	19172.05	96.90%
2023/6/27	32538	118.56%	33927	103.89%	4378.41	110.28%	67.70	87.87%	1913.77	104.76%	19148.13	96.78%
2023/6/26	32699	119.14%	33715	103.24%	4328.82	109.03%	69.37	90.03%	1923.15	105.27%	18794.13	94.99%
2023/6/23	32782	119.44%	33727	103.28%	4348.33	109.53%	69.16	89.76%	1919.15	105.06%	18889.97	95.47%
2023/6/21	33575	122.33%	33952	103.96%	4365.69	109.96%	72.53	94.13%	1932.70	105.80%	19218.35	97.13%
2023/6/20	33389	121.66%	34054	104.28%	4388.71	110.54%	70.50	91.50%	1936.33	106.00%	19607.08	99.10%
2023/6/16	33706	122.81%	34299	105.03%	4409.59	111.07%	71.78	93.16%	1955.66	107.05%	20040.37	101.29%
2023/6/15	33485	122.01%	34408	105.36%	4425.84	111.48%	70.62	91.65%	1958.05	107.18%	19828.92	100.22%
2023/6/14	33502	122.07%	33979	104.05%	4372.59	110.14%	68.27	88.60%	1941.97	106.30%	19408.42	98.09%
2023/6/13	33019	120.31%	34212	104.76%	4369.01	110.05%	69.42	90.10%	1943.60	106.39%	19521.42	98.66%
2023/6/12	32434	118.18%	34066	104.32%	4338.93	109.29%	67.12	87.11%	1957.49	107.15%	19404.31	98.07%
2023/6/9	32265	117.56%	33877	103.74%	4298.86	108.28%	70.17	91.07%	1960.04	107.29%	19389.95	98.00%
2023/6/8	31641	115.29%	33834	103.60%	4293.93	108.16%	71.29	92.52%	1965.70	107.60%	19299.18	97.54%
2023/6/7	31914	116.28%	33665	103.09%	4267.52	107.49%	72.53	94.13%	1940.01	106.20%	19252.00	97.30%
2023/6/6	32507	118.44%	33573	102.81%	4283.85	107.90%	71.74	93.11%	1963.36	107.48%	19099.28	96.53%
2023/6/5	32217	117.39%	33563	102.77%	4273.79	107.65%	72.15	93.64%	1961.89	107.39%	19108.50	96.58%
2023/6/2	31524	114.86%	33763	103.39%	4282.37	107.86%	71.74	93.11%	1948.75	106.68%	18949.94	95.77%
2023/6/1	31148	113.49%	33062	101.24%	4221.02	106.32%	70.10	90.98%	1977.58	108.25%	18216.91	92.07%
2023/5/31	30888	112.54%	32908	100.77%	4179.83	105.28%	68.09	88.37%	1962.93	107.45%	18234.27	92.16%
2023/5/30	31328	114.15%	33043	101.18%	4205.52	105.93%	69.46	90.15%	1959.43	107.26%	18595.78	93.98%
2023/5/25	30801	112.23%	32765	100.33%	4151.28	104.56%	71.83	93.23%	1940.86	106.24%	18746.92	94.75%
2023/5/24	30683	111.79%	32800	100.44%	4115.24	103.65%	74.34	96.48%	1957.36	107.15%	19115.93	96.61%
2023/5/23	30958	112.80%	33056	101.22%	4145.58	104.42%	72.91	94.63%	1975.03	108.11%	19431.25	98.21%
2023/5/22	31087	113.27%	33287	101.93%	4192.63	105.60%	71.99	93.43%	1971.82	107.93%	19678.17	99.46%
2023/5/19	30808	112.25%	33427	102.36%	4191.98	105.59%	71.55	92.86%	1976.33	108.19%	19450.57	98.31%
2023/5/18	30574	111.40%	33536	102.69%	4198.05	105.74%	71.86	93.26%	1957.53	107.16%	19727.25	99.70%
2023/5/17	30094	109.65%	33421	102.34%	4158.77	104.75%	72.83	94.52%	1981.57	108.47%	19650.57	98.86%
2023/5/16	29843	108.74%	33012	101.09%	4109.9	103.52%	70.86	91.97%	1988.92	108.87%	19978.25	100.97%
2023/5/15	29626	107.95%	33349	102.12%	4136.28	104.18%	71.11	92.29%	2016.46	110.38%	19971.13	100.94%
2023/5/12	29388	107.08%	33301	101.97%	4124.08	103.88%	70.04	90.90%	2011.06	110.09%	19627.24	99.20%
2023/5/11	29127	106.13%	33310	102.00%	4130.62	104.04%	70.87	91.98%	2015.12	110.31%	19743.79	99.79%
2023/5/10	29122	106.11%	33531	102.68%	4137.64	104.22%	72.56	94.17%	2030.19	111.13%	19762.20	99.88%
2023/5/9	29243	106.55%	33562	102.77%	4119.17	103.75%	73.71	95.67%	2034.56	111.37%	19867.58	100.41%
2023/5/8	28950	105.48%	33619	102.95%	4138.12	104.23%	73.16	94.95%	2021.49	110.66%	20297.03	102.58%
2023/5/2	29158	106.24%	33685	103.15%	4119.58	103.76%	71.66	93.00%	2016.70	110.40%	19933.81	100.75%
2023/4/28	28856	105.14%	34098	104.41%	4169.48	105.02%	76.78	99.65%	1989.27	108.89%	19894.57	100.55%
2023/4/27	28458	103.69%	33826	103.58%	4135.35	104.16%	74.76	97.03%	1987.85	108.82%	19840.28	100.27%
2023/4/26	28416	103.54%	33302	101.98%	4055.99	102.16%	74.30	96.43%	1989.46	108.90%	19757.27	99.86%
2023/4/25	28620	104.28%	33531	102.68%	4071.63	102.56%	77.07	100.03%	1997.13	109.32%	19617.88	99.15%
2023/4/24	28594	104.18%	33875	103.73%	4137.04	104.20%	78.76	102.22%	1989.10	108.88%	19959.94	100.88%
2023/4/21	28564	104.08%	33809	103.53%	4133.52	104.11%	77.87	101.06%	1982.78	108.54%	20075.73	101.46%
2023/4/20	28658	104.42%	33787	103.46%	4129.79	104.02%	77.29	100.31%	2004.82	109.74%	20396.97	103.09%
2023/4/19	28607	104.23%	33897	103.80%	4154.52	104.64%	79.16	102.74%	1994.79	109.20%	20367.76	102.94%
2023/4/18	28659	104.42%	33977	104.04%	4154.87	104.65%	80.86	104.94%	2005.28	109.77%	20650.51	104.37%
2023/4/17	28515	103.90%	33987	104.07%	4151.32	104.56%	80.83	104.91%	1995.16	109.22%	20782.45	105.04%
2023/4/14	28493	103.82%	33886	103.77%	4137.64	104.22%	82.52	107.10%	2005.45	109.78%	20438.81	103.30%
2023/4/13	28157	102.59%	34030	104.20%	4146.22	104.43%	82.16	106.63%	2040.15	111.68%	20344.48	102.82%
2023/4/12	28083	102.32%	33647	103.03%	4091.95	103.07%	83.26	108.06%	2014.94	110.30%	20309.86	102.65%
2023/4/11	27923	101.74%	33685	103.15%	4108.94	103.50%	81.53	105.81%	2003.62	109.68%	20485.24	103.53%
2023/4/6	27473	100.10%	33485	102.54%	4105.02	103.40%	80.70	104.74%	2007.47	109.89%	20331.20	102.76%
2023/4/4	28287	103.07%	33402	102.28%	4100.6	103.29%	80.71	104.75%	2020.67	110.61%	20274.59	102.47%
2023/4/3	28188	102.71%	33601	102.89%	4124.51	103.89%	80.42	104.37%	1984.57	108.64%	20409.18	103.15%
2023/3/31	28041	102.17%	33274	101.89%	4109.31	103.51%	75.67	98.21%	1970.80	107.88%	20400.11	103.10%
2023/3/30	27783	101.23%	32859	100.62%	4050.83	102.03%	74.37	96.52%	1980.31	108.40%	20309.13	102.64%
2023/3/29	27884	101.60%	32718	100.19%	4027.81	101.45%	72.97	94.70%	1964.52	107.54%	20192.40	102.05%
2023/3/28	27518	100.26%	32394	99.20%	3971.27	100.03%	73.20	95.00%	1973.70	108.04%	19784.65	99.99%
2023/3/27	27477	100.11%	32432	99.31%	3977.53	100.19%	72.81	94.50%	1956.52	107.10%	19567.69	98.90%
2023/3/24	27385	99.78%	32238	98.72%	3970.99	100.02%	69.26	89.89%	1977.78	108.26%	19915.68	100.66%
2023/3/23	27420	99.91%	32105	98.31%	3948.72	99.46%	69.96	90.80%	1992.03	109.04%	20049.64	101.33%
2023/3/22	27467	100.08%	32030	98.08%	3936.97	99.16%	70.90	92.02%	1965.71	107.60%	19591.43	99.02%
2023/3/20	26946	98.18%	32245	98.74%	3951.57	99.53%	67.64	87.79%	1978.36	108.30%	19000.71	96.03%
2023/3/17	27334	99.59%	31862	97.57%	3916.64	98.65%	66.74	86.62%	1989.33	108.90%	19518.59	98.65%
2023/3/16	27011	98.42%	32247	98.74%	3960.28	99.75%	68.35	88.71%	1920.02	105.10%	19203.91	97.06%
2023/3/15	27229	99.21%	31875	97.60%	3891.93	98.03%	67.61	87.75%	1920.35	105.12%	19539.87	98.76%
2023/3/14	27222	99.19%	32155	98.46%	3919.29	98.72%	71.33	92.58%	1904.27	104.24%	19247.96	97.28%
2023/3/13	27833	101.41%	31819	97.44%	3855.76	97.12%	74.80	97.08%	1910.27	10		

過去5日及び過去4週の4本値と各種ピボット

2023/07/17 ~ 2023/07/21

USD/JPY						Demark						Pivot						Fibonacci Zone								
日足	Open	High	Low	Close	値幅/日	引け形態	真の高値	真の安値	予想高値	予想安値	予想高値	予想安値	StopLoss	Support	Pivot	Resistance	StopLoss	3-days AVG	Support Zone 2	Support Zone 1	BP	Resistance Zone 1	Resistance Zone 2			
													LBOP	S2	S1	PP	R1	R2	HBOP							
2023/07/17	138.72	139.40	138.01	138.71	139p	陰線引け	-	-					136.62	137.32	138.01	138.71	139.40	140.10	140.79			136.79 ~ 137.32	137.85 ~ 138.01	138.71	139.40 ~ 139.57	140.10 ~ 140.63
2023/07/18	138.71	139.13	137.75	138.83	139p	陽線引け	139.13	137.75	139.67	138.29	139.67	138.29	136.62	137.18	138.00	138.57	139.39	139.95	140.78			136.65 ~ 137.18	137.71 ~ 137.87	138.57	139.26 ~ 139.42	139.95 ~ 140.48
2023/07/19	138.83	139.99	138.77	139.62	123p	陽線引け	139.99	138.77	140.42	139.19	140.42	139.19	137.70	138.23	138.92	139.46	140.15	140.68	141.38	138.91	Bull	137.76 ~ 138.23	138.70 ~ 138.85	139.46	140.07 ~ 140.22	140.68 ~ 141.15
2023/07/20	139.62	140.50	139.12	140.07	138p	陽線引け	140.50	139.12	140.97	139.59	140.97	139.59	137.91	138.51	139.29	139.89	140.67	141.27	142.05	139.31	Bull	137.99 ~ 138.51	139.04 ~ 139.20	139.89	140.58 ~ 140.74	141.27 ~ 141.80
2023/07/21	140.06	141.95	139.75	141.77	220p	陽線引け	141.95	139.75	142.96	140.76	142.96	140.76	138.16	138.96	140.36	141.16	142.56	143.36	144.76	140.17	Bull	138.12 ~ 138.96	139.80 ~ 140.06	141.16	142.26 ~ 142.52	143.36 ~ 144.20
週足	Open	High	Low	Close	値幅/週	引け形態	真の高値	真の安値	予想高値	予想安値	予想高値	予想安値	LBOP	S2	S1	PP	R1	R2	HBOP	3-days AVG	Support Zone 2	Support Zone 1	BP	Resistance Zone 1	Resistance Zone 2	
2023/06/26 ~ 2023/06/30	143.63	145.07	142.95	144.27	212p	陽線引け	-	-					141.00	141.97	143.12	144.10	145.24	146.22	147.37			141.16 ~ 141.97	142.78 ~ 143.03	144.10	145.16 ~ 145.41	146.22 ~ 147.03
2023/07/03 ~ 2023/07/07	144.30	144.91	142.09	142.12	283p	陰線引け	144.91	142.12	143.52	140.73	143.52	140.69	138.34	140.21	141.17	143.04	144.00	145.87	146.82			139.13 ~ 140.21	141.29 ~ 141.63	143.04	144.45 ~ 144.79	145.87 ~ 146.95
2023/07/10 ~ 2023/07/14	142.16	143.00	137.27	138.90	573p	陰線引け	143.00	137.27	140.95	135.22	140.95	135.22	130.71	133.99	136.45	139.72	142.18	145.45	147.91	142.29	Bear	131.80 ~ 133.99	136.18 ~ 136.86	139.72	142.59 ~ 143.26	145.45 ~ 147.64
2023/07/17 ~ 2023/07/21	138.72	141.95	137.75	141.77	421p	陽線引け	141.95	137.75	143.97	139.76	143.97	139.76	134.82	136.28	139.03	140.49	143.23	144.70	147.44	141.08	Bear	134.67 ~ 136.28	137.89 ~ 138.39	140.49	142.59 ~ 143.09	144.70 ~ 146.31

EUR/JPY						Demark						Pivot						Fibonacci Zone								
日足	Open	High	Low	Close	値幅/日	引け形態	真の高値	真の安値	予想高値	予想安値	予想高値	予想安値	StopLoss	Support	Pivot	Resistance	StopLoss	3-days AVG	Support Zone 2	Support Zone 1	BP	Resistance Zone 1	Resistance Zone 2			
													LBOP	S2	S1	PP	R1	R2	HBOP							
2023/07/17	155.79	156.34	155.10	155.87	123p	陽線引け	-	-					153.97	154.54	155.20	155.77	156.44	157.01	157.67			154.06 ~ 154.54	155.01 ~ 155.15	155.77	156.39 ~ 156.53	157.01 ~ 157.48
2023/07/18	155.88	156.14	154.88	155.89	127p	陽線引け	156.14	154.88	156.65	155.38	156.65	155.38	153.87	154.37	155.13	155.64	156.40	156.90	157.66			153.89 ~ 154.37	154.85 ~ 155.00	155.64	156.27 ~ 156.42	156.90 ~ 157.39
2023/07/19	155.89	157.20	155.84	156.38	136p	陽線引け	157.20	155.84	157.47	156.11	157.47	156.11	154.39	155.12	155.75	156.47	157.11	157.83	158.46	155.96	Bull	154.60 ~ 155.12	155.64 ~ 155.80	156.47	157.15 ~ 157.31	157.83 ~ 158.35
2023/07/20	156.38	156.61	155.87	155.96	75p	陰線引け	156.61	155.87	156.29	155.54	156.29	155.54	154.94	155.40	155.68	156.15	156.43	156.89	157.17	156.09	Bull	155.12 ~ 155.40	155.69 ~ 155.78	156.15	156.52 ~ 156.61	156.89 ~ 157.18
2023/07/21	155.97	158.04	155.59	157.72	245p	陽線引け	158.04	155.59	159.11	156.66	159.11	156.66	153.75	154.67	156.20	157.12	158.65	159.57	161.10	156.58	Bull	153.73 ~ 154.67	155.61 ~ 155.89	157.12	158.35 ~ 158.64	159.57 ~ 160.51
週足	Open	High	Low	Close	値幅/週	引け形態	真の高値	真の安値	予想高値	予想安値	予想高値	予想安値	LBOP	S2	S1	PP	R1	R2	HBOP	3-days AVG	Support Zone 2	Support Zone 1	BP	Resistance Zone 1	Resistance Zone 2	
2023/06/26 ~ 2023/06/30	156.54	158.00	155.76	157.45	224p	陽線引け	-	-					153.90	154.83	156.14	157.07	158.37	159.30	160.61			153.97 ~ 154.83	155.68 ~ 155.95	157.07	158.18 ~ 158.45	159.30 ~ 160.16
2023/07/03 ~ 2023/07/07	157.41	157.96	155.39	155.87	257p	陰線引け	157.96	155.39	156.91	154.71	156.91	154.71	152.28	153.83	154.85	156.40	157.42	158.97	159.99			152.85 ~ 153.83	154.81 ~ 155.12	156.40	157.69 ~ 157.99	158.97 ~ 159.95
2023/07/10 ~ 2023/07/14	155.89	156.67	153.49	155.93	318p	陽線引け	156.67	153.49	157.89	154.71	157.89	154.71	150.88	152.18	154.06	155.36	157.24	158.54	160.42	156.28	Bear	150.97 ~ 152.18	153.40 ~ 153.77	155.36	156.95 ~ 157.33	158.54 ~ 159.76
2023/07/17 ~ 2023/07/21	155.79	158.04	154.88	157.72	317p	陽線引け	158.04	154.88	159.47	156.30	159.47	156.30	152.55	153.71	155.72	156.88	158.89	160.05	162.05	156.22	Bull	152.50 ~ 153.71	154.92 ~ 155.30	156.88	158.47 ~ 158.84	160.05 ~ 161.26

EUR/USD						Demark						Pivot						Fibonacci Zone								
日足	Open	High	Low	Close	値幅/日	引け形態	真の高値	真の安値	予想高値	予想安値	予想高値	予想安値	StopLoss	Support	Pivot	Resistance	StopLoss	3-days AVG	Support Zone 2	Support Zone 1	BP	Resistance Zone 1	Resistance Zone 2			
													LBOP	S2	S1	PP	R1	R2	HBOP							
2023/07/17	1.1231	1.1249	1.1204	1.1238	45p	陽線引け	-	-					1.1166	1.1185	1.1211	1.1230	1.1256	1.1275	1.1301			1.1168 ~ 1.1185	1.1202 ~ 1.1208	1.1230	1.1253 ~ 1.1258	1.1275 ~ 1.1292
2023/07/18	1.1238	1.1276	1.1209	1.1229	66p	陰線引け	1.1276	1.1209	1.1252	1.1186	1.1252	1.1186	1.1134	1.1172	1.1200	1.1238	1.1267	1.1304	1.1333			1.1146 ~ 1.1172	1.1197 ~ 1.1205	1.1238	1.1271 ~ 1.1279	1.1304 ~ 1.1330
2023/07/19	1.1229	1.1240	1.1175	1.1201	65p	陰線引け	1.1240	1.1175	1.1220	1.1156	1.1220	1.1156	1.1106	1.1141	1.1171	1.1205	1.1235	1.1270	1.1300	1.1225	Bear	1.1116 ~ 1.1141	1.1165 ~ 1.1173	1.1205	1.1238 ~ 1.1245	1.1270 ~ 1.1295
2023/07/20	1.1201	1.1229	1.1119	1.1135	111p	陰線引け	1.1229	1.1119	1.1182	1.1072	1.1182	1.1072	1.0982	1.1050	1.1093	1.1161	1.1203	1.1271	1.1314	1.1201	Bear	1.1008 ~ 1.1050	1.1093 ~ 1.1106	1.1161	1.1216 ~ 1.1229	1.1271 ~ 1.1314
2023/07/21	1.1135	1.1145	1.1108	1.1125	37p	陰線引け	1.1145	1.1108	1.1135	1.1098	1.1135	1.1098	1.1070	1.1089	1.1107	1.1126	1.1144	1.1163	1.1181	1.1164	Bear	1.1075 ~ 1.1089	1.1103 ~ 1.1108	1.1126	1.1145 ~ 1.1149	1.1163 ~ 1.1177
週足	Open	High	Low	Close	値幅/週	引け形態	真の高値	真の安値	予想高値	予想安値	予想高値	予想安値	LBOP	S2	S1	PP	R1	R2	HBOP	3-days AVG	Support Zone 2	Support Zone 1	BP	Resistance Zone 1	Resistance Zone 2	
2023/06/26 ~ 2023/06/30	1.0900	1.0977	1.0836	1.0913	141p	陽線引け	-	-					1.0699	1.0767	1.0840	1.0908	1.0981	1.1049	1.1122			1.0714 ~ 1.0767	1.0821 ~ 1.0838	1.0908	1.0979 ~ 1.0996	1.1049 ~ 1.1103
2023/07/03 ~ 2023/07/07	1.0908	1.0973	1.0834	1.0967	139p	陽線引け	1.0973	1.0836	1.1039	1.0901	1.1040	1.0900	1.0737	1.0785	1.0876	1.0925	1.1016	1.1064	1.1155			1.0732 ~ 1.0785	1.0839 ~ 1.0855	1.0925	1.0994 ~ 1.1011	1.1064 ~ 1.1117
2023/07/10 ~ 2023/07/14	1.0966	1.1245	1.0944	1.1226	301p	陽線引け	1.1245	1.0944	1.1386	1.1085	1.1386	1.1085	1.0730	1.0837	1.1031	1.1138	1.1333	1.1440	1.1634	1.0990	Bull	1.0722 ~ 1.0837	1.0952 ~ 1.0988	1.1138	1.1289 ~ 1.1324	1.1440 ~ 1.1555
2023/07/17 ~ 2023/07/21	1.1231	1.1276	1.1108	1.1125	168p	陰線引け	1.1276	1.1108	1.1201	1.1033	1.1201	1.1033	1.0896	1.1002	1.1064	1.1170	1.1231	1.1337	1.1399	1.1078	Bull	1.0938 ~ 1.1002	1.1066 ~ 1.1086	1.1170	1.1254 ~ 1.1273	1.1337 ~ 1.1401

GBP/JPY						Demark						Pivot						Fibonacci Zone								
日足	Open	High	Low	Close	値幅/日	引け形態	真の高値	真の安値	予想高値	予想安値	予想高値	予想安値	StopLoss	Support	Pivot	Resistance	StopLoss	3-days AVG	Support Zone 2	Support Zone 1	BP	Resistance Zone 1	Resistance Zone 2			
													LBOP	S2	S1	PP	R1	R2	HBOP							
2023/07/17	181.65	182.15	180.58	181.35	157p	陰線引け	-	-					179.01	179.79	180.57	181.36	182.14	182.92	183.70			179.20 ~ 179.79	180.39 ~ 180.58	181.36	182.14 ~ 182.33	182.92 ~ 183.52
2023/07/18	181.36	181.84	180.38	181.01	146p	陰線引け	181.84	180.38	181.42	179.97	181.42	179.97	178.86	179.62	180.31	181.07	181.77	182.53	183.23			179.06 ~ 179.62	180.17 ~ 180.35	181.07	181.80 ~ 181.97	182.53 ~ 183.09
2023/07/19	181.01	181.63	179.83	180.64	179p	陰線引け	181.63	179.83	181.13	179.34	181.13	179.34	177.98	178.90	179.77	180.70	181.56	182.49	183.36	181.04	Bear	178.22 ~ 178.90	179.59 ~ 179.80	180.70	181.59 ~ 181.81	182.49 ~ 183.18
2023/07/20	180.63	180.71	179.75	180.25	97p	陰線引け	180.71	179.75	180.48	179.52	180.48	179.52	178.79	179.27	179.76	180.24	180.73	181.21	181.70	180.67	Bear	178.90 ~ 179.27	179.64 ~ 179.75	180.24	180.72 ~ 180.84	181.21 ~ 181.58
2023/07/21	180.25	182.52	179.92	182.26	260p	陽線引け	182.52	179.92	183.69	181.09	183.69	181.09	178.02	178.97	180.61	181.57	183.21	184.16	185.81							

IMM扱い8通貨/ダウ/日経/金/オイル/主要クロス円の過去5日及び過去5週の4本値

AUDUSD 5					CADUSD 5					CHFUSD 5				
Date	Open	High	Low	Close	Date	Open	High	Low	Close	Date	Open	High	Low	Close
2023/07/21	0.6780	0.6788	0.6723	0.6729	2023/07/21	0.7591	0.7602	0.7561	0.7566	2023/07/21	1.1544	1.1572	1.1531	1.1545
2023/07/20	0.6773	0.6847	0.6766	0.6780	2023/07/20	0.7597	0.7622	0.7579	0.7591	2023/07/20	1.1645	1.1681	1.1515	1.1543
2023/07/19	0.6812	0.6820	0.6751	0.6773	2023/07/19	0.7591	0.7601	0.7580	0.7597	2023/07/19	1.1661	1.1672	1.1610	1.1645
2023/07/18	0.6815	0.6837	0.6789	0.6812	2023/07/18	0.7577	0.7594	0.7552	0.7591	2023/07/18	1.1624	1.1686	1.1618	1.1658
2023/07/17	0.6839	0.6843	0.6788	0.6815	2023/07/17	0.7562	0.7598	0.7557	0.7577	2023/07/17	1.1596	1.1656	1.1587	1.1622

CNYUSD 5					EURUSD 5					GBPUSD 5				
Date	Open	High	Low	Close	Date	Open	High	Low	Close	Date	Open	High	Low	Close
2023/07/21	0.1394	0.1396	0.1391	0.1392	2023/07/21	1.1135	1.1145	1.1108	1.1125	2023/07/21	1.2869	1.2904	1.2816	1.2856
2023/07/20	0.1383	0.1395	0.1383	0.1394	2023/07/20	1.1201	1.1229	1.1119	1.1135	2023/07/20	1.2938	1.2965	1.2840	1.2869
2023/07/19	0.1390	0.1390	0.1383	0.1384	2023/07/19	1.1229	1.1240	1.1175	1.1201	2023/07/19	1.3038	1.3042	1.2869	1.2938
2023/07/18	0.1392	0.1395	0.1392	0.1394	2023/07/18	1.1238	1.1276	1.1209	1.1229	2023/07/18	1.3075	1.3125	1.3029	1.3038
2023/07/17	0.1397	0.1399	0.1391	0.1393	2023/07/17	1.1231	1.1249	1.1204	1.1238	2023/07/17	1.3094	1.3108	1.3052	1.3074

JPYUSD 5					MXNUSD 5					NZDUSD 5				
Date	Open	High	Low	Close	Date	Open	High	Low	Close	Date	Open	High	Low	Close
2023/07/21	0.0071	0.0072	0.0070	0.0071	2023/07/21	0.0592	0.0593	0.0587	0.0589	2023/07/21	0.6232	0.6241	0.6166	0.6170
2023/07/20	0.0072	0.0072	0.0071	0.0071	2023/07/20	0.0598	0.0599	0.0591	0.0592	2023/07/20	0.6264	0.6307	0.6213	0.6232
2023/07/19	0.0072	0.0072	0.0071	0.0072	2023/07/19	0.0597	0.0599	0.0596	0.0598	2023/07/19	0.6276	0.6315	0.6226	0.6263
2023/07/18	0.0072	0.0073	0.0072	0.0072	2023/07/18	0.0598	0.0599	0.0596	0.0597	2023/07/18	0.6325	0.6344	0.6260	0.6276
2023/07/17	0.0072	0.0072	0.0072	0.0072	2023/07/17	0.0597	0.0599	0.0592	0.0598	2023/07/17	0.6366	0.6369	0.6309	0.6325

Nikkei 225 -Japan (NKX) 5					
Date	Open	High	Low	Close	出来高
2023/07/21	32336.86	32462.44	32080.95	32304.25	227.86
2023/07/20	32803.35	32861.02	32462.86	32490.52	231.97
2023/07/19	32812.36	32896.03	32671.03	32896.03	235.62
2023/07/18	32457.18	32714.59	32338.30	32493.89	234.06
2023/07/17	--non--	--non--	--non--	--non--	0
週4本値	--non--	32896.03	32080.95	32304.25	227.86

(ドル建て終値) (N225銘柄計) (東証一部全体計)

XAUUSD 5					
Date	Open	High	Low	Close	出来高
2023/07/21	1970.29	1973.73	1956.93	1962.50	
2023/07/20	1975.80	1987.52	1965.44	1969.53	
2023/07/19	1978.87	1980.95	1969.94	1977.01	
2023/07/18	1954.70	1984.40	1954.70	1978.81	
2023/07/17	1955.33	1959.87	1945.86	1954.94	
週4本値	1955.33	1987.52	1945.86	1962.50	

Dow Jones Industrial - USA (DJIA) 5					
Date	Open	High	Low	Close	出来高
2023/07/21	35274.32	35340.66	35186.05	35227.69	465270000
2023/07/20	35091.98	35372.77	35091.98	35225.18	340880000
2023/07/19	34991.21	35234.05	34991.21	35061.21	365130000
2023/07/18	34597.08	34986.36	34530.61	34951.93	385940000
2023/07/17	34499.74	34665.15	34418.72	34585.35	359780000
週4本値	34499.74	35372.77	34418.72	35227.69	

Historical Data by

 Arrangement by
<https://fx.najirane.com>

Crude Light Oil 5					
Date	Open	High	Low	Close	出来高
2023/07/21	75.70	77.29	75.69	77.07	340962
2023/07/20	75.35	76.15	74.72	75.63	340962
2023/07/19	75.84	76.97	75.07	75.35	92920
2023/07/18	74.18	75.96	73.88	75.75	125092
2023/07/17	75.02	76.09	73.84	74.15	244785
週4本値	75.02	77.29	73.84	77.07	

USDJPY 5					EURJPY 5					GBPJPY 5				
日付	始値	高値	安値	終値	日付	始値	高値	安値	終値	日付	始値	高値	安値	終値
2023/07/21	140.06	141.95	139.75	141.77	2023/07/21	155.97	158.04	155.59	157.72	2023/07/21	180.25	182.52	179.92	182.26
2023/07/20	139.62	140.50	139.12	140.07	2023/07/20	156.38	156.61	155.87	155.96	2023/07/20	180.63	180.71	179.75	180.25
2023/07/19	138.83	139.99	138.77	139.62	2023/07/19	155.89	157.20	155.84	156.38	2023/07/19	181.01	181.63	179.83	180.64
2023/07/18	138.71	139.13	137.75	138.83	2023/07/18	155.88	156.14	154.88	155.89	2023/07/18	181.36	181.84	180.38	181.01
2023/07/17	138.72	139.40	138.01	138.71	2023/07/17	155.79	156.34	155.10	155.87	2023/07/17	181.65	182.15	180.58	181.35

USDJPY Weekly 28					EURJPY Weekly 28					GBPJPY Weekly 28				
日付	始値	高値	安値	終値	日付	始値	高値	安値	終値	日付	始値	高値	安値	終値
2023/07/21	138.72	141.95	137.75	141.77	2023/07/21	155.79	158.04	154.88	157.72	2023/07/21	181.65	182.52	179.75	182.26
2023/07/14	142.16	143.00	137.27	138.90	2023/07/14	155.89	156.67	153.49	155.93	2023/07/14	182.45	183.22	179.48	181.87
2023/07/07	144.30	144.91	142.09	142.12	2023/07/07	157.41	157.96	155.39	155.87	2023/07/07	183.21	184.01	182.02	182.36
2023/06/30	143.63	145.07	142.95	144.27	2023/06/30	156.54	158.00	155.76	157.45	2023/06/30	182.73	183.88	181.71	183.22
2023/06/23	141.81	143.87	141.22	143.79	2023/06/23	155.15	156.93	154.06	156.60	2023/06/23	181.92	182.88	179.93	182.88

先週のIMM取り扱い対ドル8通貨チャート

2023/07/17 ~ 2023/07/21

※ 赤点線は週最高値/青天線は週最低値、BB中心線はSMA21

Chart by OANDA Japan MetaTrader4



Pivot Maker Ver 3.0 by FX_勝てば官軍?

<https://fx.najirane.com>