

JAPANESE YEN - CHICAGO MERCANTILE EXCHANGE

Code-097741

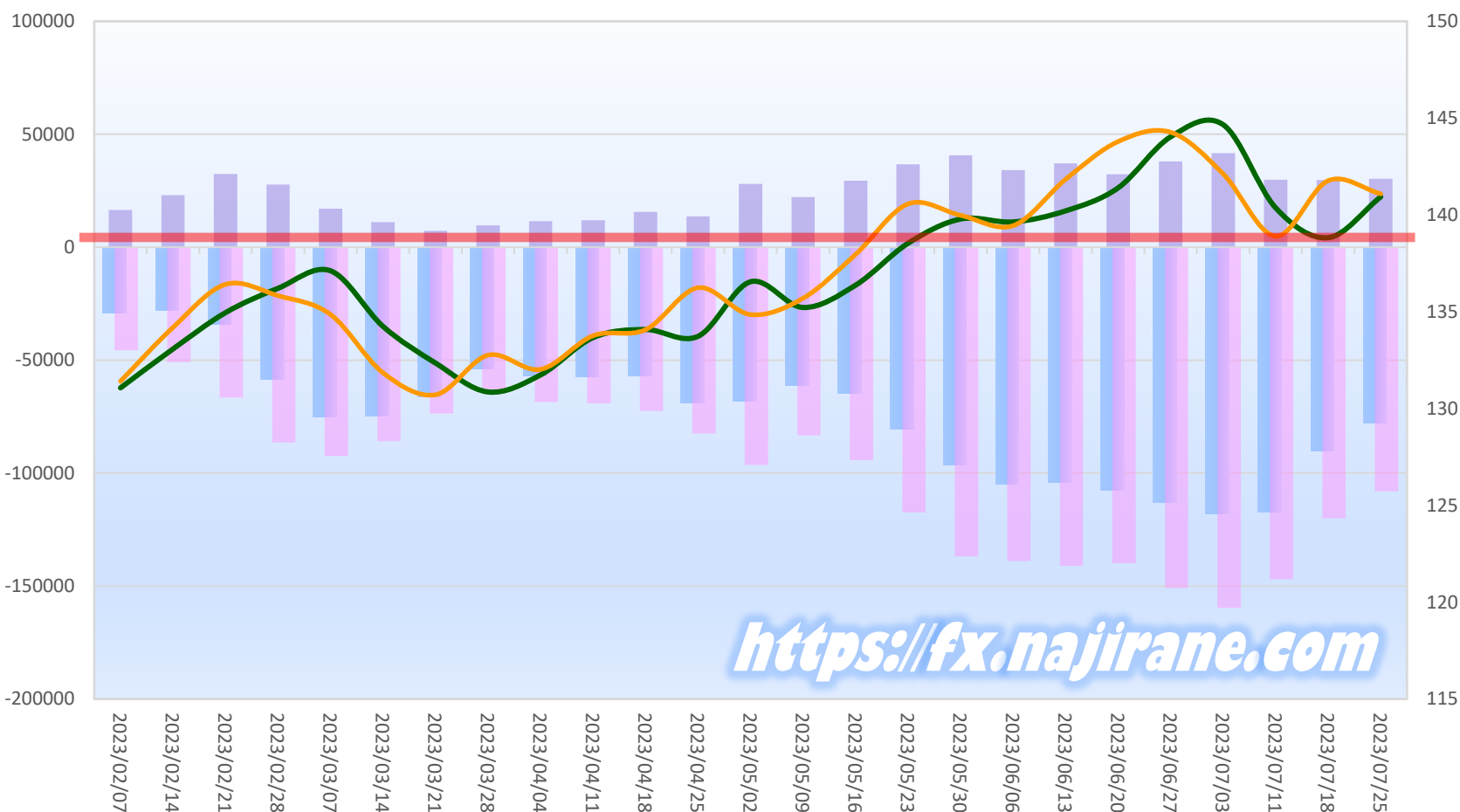
2023/01/31 ~ 2023/07/25

2023/08/11 NYクローズ時公表値

Report_Date	Non Commercial Positions												参考引け値	
	Long	増減	増減(%)	Short	増減	増減(%)	売り越し	増減	増減(%)	売買計	増減	増減(%)	7/25(火)	7/28(金)
2023/07/25	30358	582	2.0%	108110	-11905	-9.9%	77752	-12487	-13.8%	138468	-11323	-7.6%	140.94	141.09
2023/07/18	29776	-62	-0.2%	120015	-27005	-18.4%	90239	-26943	-23.0%	149791	-27067	-15.3%	138.83	141.77
2023/07/11	29838	-11875	-28.5%	147020	-12613	-7.9%	117182	-738	-0.6%	176858	-24488	-12.2%	140.36	138.90
2023/07/03	41713	3695	9.7%	159633	8745	5.8%	117920	5050	4.5%	201346	12440	6.6%	144.66	142.12
2023/06/27	38018	5774	17.9%	150888	10988	7.9%	112870	5214	4.8%	188906	16762	9.7%	144.04	144.27
2023/06/20	32244	-4844	-13.1%	139900	-1164	-0.8%	107656	3680	3.5%	172144	-6008	-3.4%	141.40	143.79
2023/06/13	37088	2937	8.6%	141064	2096	1.5%	103976	-841	-0.8%	178152	5033	2.9%	140.21	141.84
2023/06/06	34151	-6585	-16.2%	138968	2039	1.5%	104817	8624	9.0%	173119	-4546	-2.6%	139.64	139.45
2023/05/30	40736	3976	10.8%	136929	19509	16.6%	96193	15533	19.3%	177665	23485	15.2%	139.79	139.98
2023/05/23	36760	7266	24.6%	117420	23135	24.5%	80660	15869	24.5%	154180	30401	24.6%	138.54	140.57
2023/05/16	29494	7265	32.7%	94285	11041	13.3%	64791	3776	6.2%	123779	18306	17.4%	136.38	137.97
2023/05/09	22229	-5859	-20.9%	83244	-13168	-13.7%	61015	-7309	-10.7%	105473	-19027	-15.3%	135.22	135.70
2023/05/02	28088	14408	105.3%	96412	13988	17.0%	68324	-420	-0.6%	124500	28396	29.5%	136.55	134.85
2023/04/25	13680	-1981	-12.6%	82424	9894	13.6%	68744	11875	20.9%	96104	7913	9.0%	133.73	136.24
2023/04/18	15661	3728	31.2%	72530	3390	4.9%	56869	-338	-0.6%	88191	7118	8.8%	134.08	134.08
2023/04/11	11933	410	3.6%	69140	581	0.8%	57207	171	0.3%	81073	991	1.2%	133.67	133.76
2023/04/04	11523	1806	18.6%	68559	4867	7.6%	57036	3061	5.7%	80082	6673	9.1%	131.74	132.03
2023/03/28	9717	2462	33.9%	63692	-9908	-13.5%	53975	-12370	-18.6%	73409	-7446	-9.2%	130.86	132.76
2023/03/21	7255	-3793	-34.3%	73600	-12242	-14.3%	66345	-8449	-11.3%	80855	-16035	-16.5%	132.35	130.71
2023/03/14	11048	-6093	-35.5%	85842	-6602	-7.1%	74794	-509	-0.7%	96890	-12695	-11.6%	134.24	131.85
2023/03/07	17141	-10562	-38.1%	92444	6063	7.0%	75303	16625	28.3%	109585	-4499	-3.9%	137.12	134.86
2023/02/28	27703	-4783	-14.7%	86381	19866	29.9%	58678	24649	72.4%	114084	15083	15.2%	136.21	135.83
2023/02/21	32486	9407	40.8%	66515	15593	30.6%	34029	6186	22.2%	99001	25000	33.8%	134.95	136.42
2023/02/14	23079	6523	39.4%	50922	5277	11.6%	27843	-1246	-4.3%	74001	11800	19.0%	133.08	134.19
2023/02/07	16556	-5994	-26.6%	45645	3035	7.1%	29089	9029	45.0%	62201	-2959	-4.5%	131.07	131.41
2023/01/31	22550			42610			20060			65160			130.09	131.14

JAPANESE YEN - CHICAGO MERCANTILE EXCHANGE
FUTURES ONLY POSITIONS

売越し Long Short 火曜終値 金曜終値

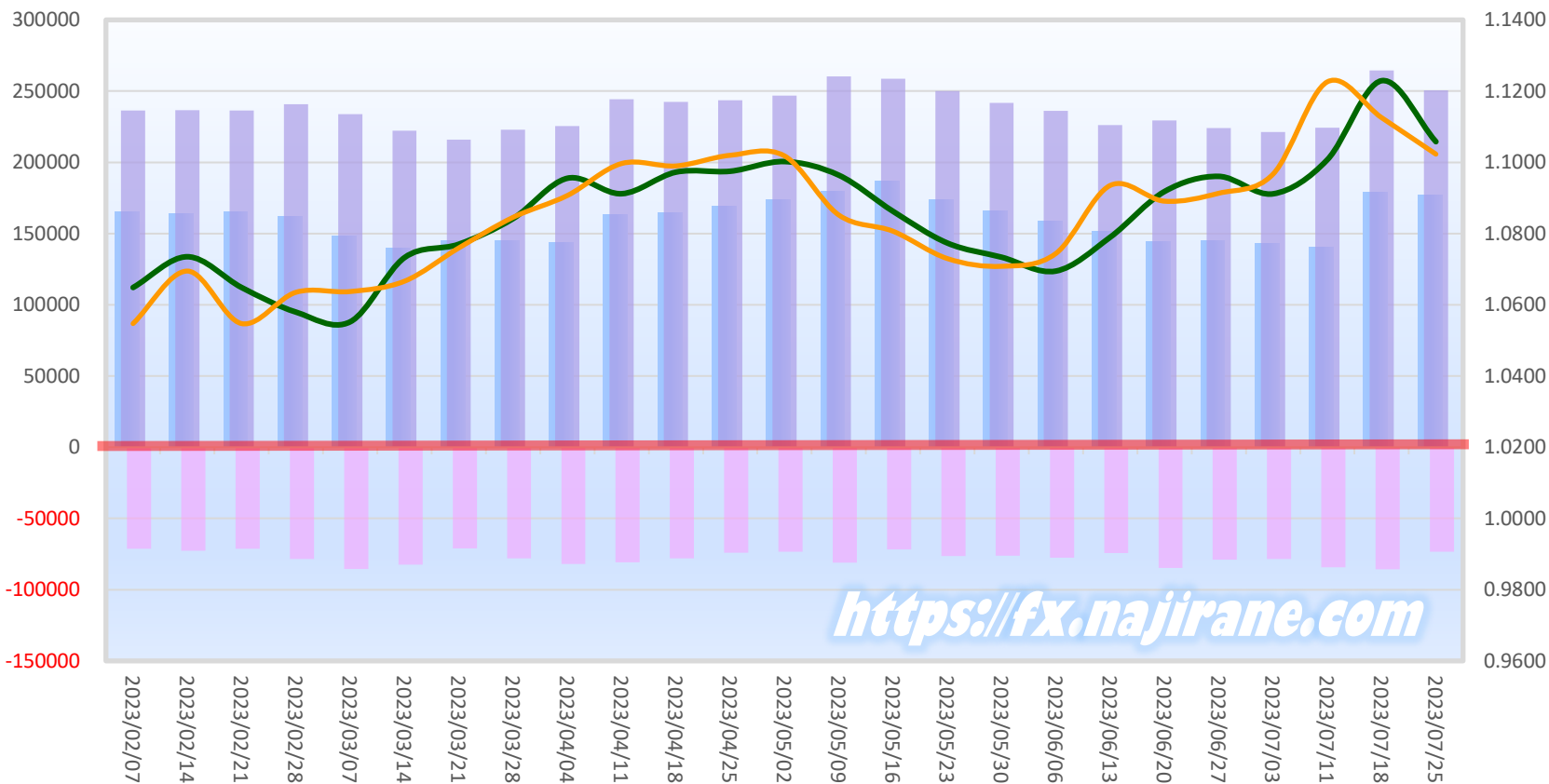


EURO FX - CHICAGO MERCANTILE EXCHANGE Code-099741
 2023/01/31 ~ 2023/07/25 2023/08/11 NYクロス時公表値

Report_Date	Non Commercial Positions											参考引け値		
	Long	増減		Short	増減		売り越し	増減		売買計	増減		7/25(火)	7/28(金)
2023/07/25	250647	-13867	-5.2%	73417	-12265	-14.3%	-177230	-1602	-0.9%	324064	-26132	-7.5%	1.1058	1.1023
2023/07/18	264514	40163	17.9%	85682	1493	1.8%	-178832	38670	27.6%	350196	41656	13.5%	1.1229	1.1125
2023/07/11	224351	3079	1.4%	84189	5754	7.3%	-140162	-2675	-1.9%	308540	8833	2.9%	1.1007	1.1226
2023/07/03	221272	-2705	-1.2%	78435	-514	-0.7%	-142837	-2191	-1.5%	299707	-3219	-1.1%	1.0912	1.0967
2023/06/27	223977	-5422	-2.4%	78949	-5801	-6.8%	-145028	379	0.3%	302926	-11223	-3.6%	1.0961	1.0913
2023/06/20	229399	3261	1.4%	84750	10434	14.0%	-144649	-7173	-4.7%	314149	13695	4.6%	1.0918	1.0891
2023/06/13	226138	-9922	-4.2%	74316	-3323	-4.3%	-151822	-6599	-4.2%	300454	-13245	-4.2%	1.0790	1.0935
2023/06/06	236060	-5757	-2.4%	77639	1547	2.0%	-158421	-7304	-4.4%	313699	-4210	-1.3%	1.0695	1.0744
2023/05/30	241817	-8253	-3.3%	76092	-242	-0.3%	-165725	-8011	-4.6%	317909	-8495	-2.6%	1.0734	1.0708
2023/05/23	250070	-8666	-3.3%	76334	4687	6.5%	-173736	-13353	-7.1%	326404	-3979	-1.2%	1.0773	1.0730
2023/05/16	258736	-1599	-0.6%	71647	-9266	-11.5%	-187089	7667	4.3%	330383	-10865	-3.2%	1.0862	1.0807
2023/05/09	260335	13503	5.5%	80913	7570	10.3%	-179422	5933	3.4%	341248	21073	6.6%	1.0964	1.0852
2023/05/02	246832	3316	1.4%	73343	-773	-1.0%	-173489	4089	2.4%	320175	2543	0.8%	1.1002	1.1018
2023/04/25	243516	1147	0.5%	74116	-3892	-5.0%	-169400	5039	3.1%	317632	-2745	-0.9%	1.0975	1.1020
2023/04/18	242369	-1811	-0.7%	78008	-2834	-3.5%	-164361	1023	0.6%	320377	-4645	-1.4%	1.0973	1.0990
2023/04/11	244180	18764	8.3%	80842	-1181	-1.4%	-163338	19945	13.9%	325022	17583	5.7%	1.0912	1.0997
2023/04/04	225416	2498	1.1%	82023	4130	5.3%	-143393	-1632	-1.1%	307439	6628	2.2%	1.0955	1.0907
2023/03/28	222918	7093	3.3%	77893	6910	9.7%	-145025	183	0.1%	300811	14003	4.9%	1.0842	1.0846
2023/03/21	215825	-6488	-2.9%	70983	-11374	-13.8%	-144842	4886	3.5%	286808	-17862	-5.9%	1.0770	1.0760
2023/03/14	222313	-11567	-4.9%	82357	-3075	-3.6%	-139956	-8492	-5.7%	304670	-14642	-4.6%	1.0733	1.0666
2023/03/07	233880	-6886	-2.9%	85432	6865	8.7%	-148448	-13751	-8.5%	319312	-21	0.0%	1.0552	1.0637
2023/02/28	240766	4352	1.8%	78567	7221	10.1%	-162199	-2869	-1.7%	319333	11573	3.8%	1.0580	1.0635
2023/02/21	236414	-160	-0.1%	71346	-1322	-1.8%	-165068	1162	0.7%	307760	-1482	-0.5%	1.0649	1.0547
2023/02/14	236574	-1764	-0.7%	72668	-632	-0.9%	-163906	-1132	-0.7%	309242	-2396	-0.8%	1.0735	1.0695
2023/02/07	238338	-8417	-3.4%	73300	-22946	-23.8%	-165038	14529	9.7%	311638	-31363	-9.1%	1.0730	1.0679
2023/01/31	246755			96246			-150509			343001			1.0862	1.0794

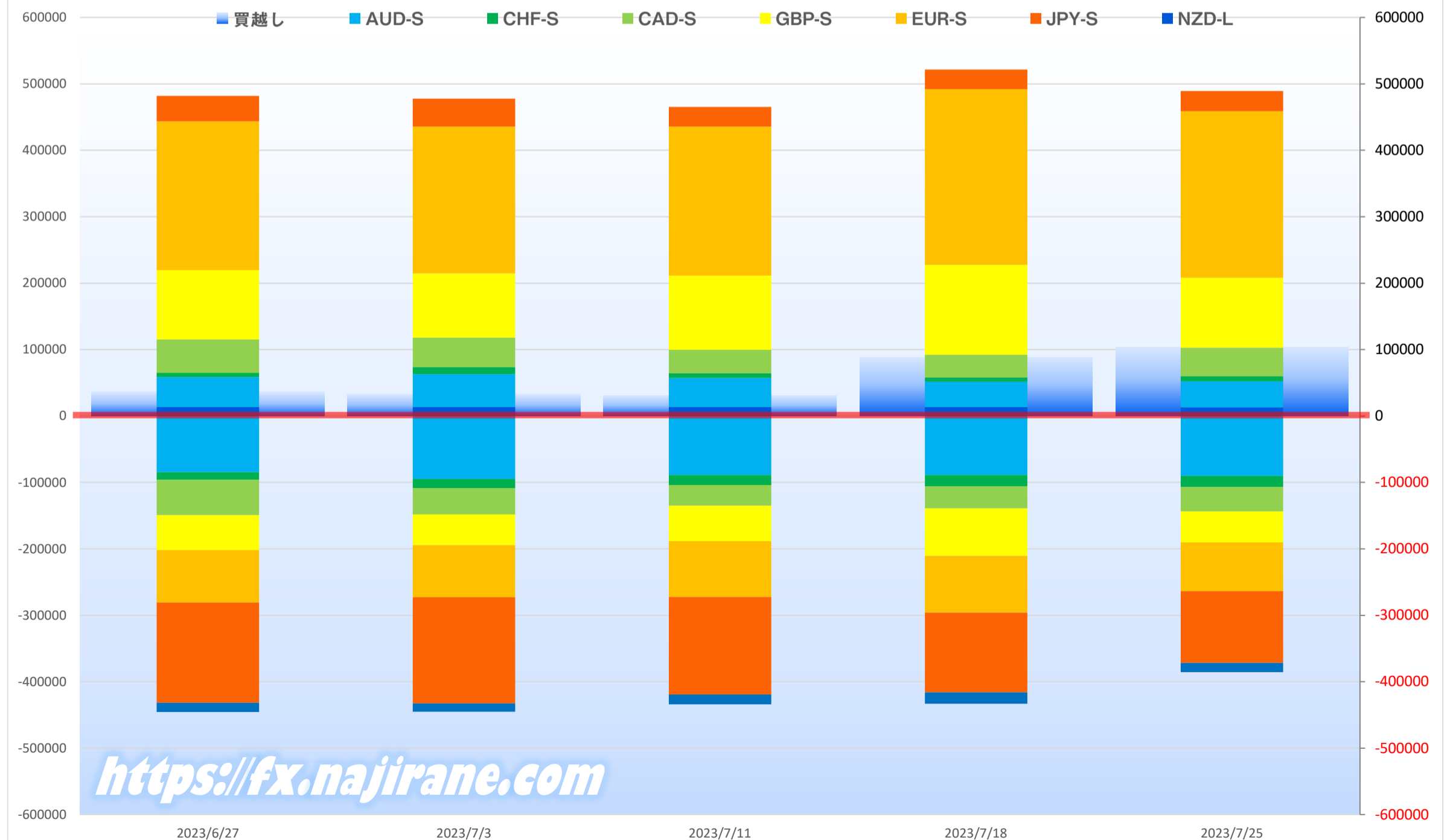
**EURO FX - CHICAGO MERCANTILE EXCHANGE
FUTURES ONLY POSITIONS**

売越し Long Short 火曜終値 金曜終値



	2023/06/27			2023/07/03			2023/07/11			2023/07/18			2023/07/25		
	Long	Short	売り越し	Long	Short	売り越し	Long	Short	売り越し	Long	Short	売り越し	Long	Short	売り越し
JPY	38018	150888	112870	41713	159633	117920	29838	147020	117182	29776	120015	90239	30358	108110	77752
	前週比 枚数増減 (枚)			3695	8745	5050	-11875	-12613	-738	-62	-27005	-26943	582	-11905	-12487
	前週比 枚数増減 (%)			9.7%	5.8%	4.5%	-28.5%	-7.9%	-0.6%	-0.2%	-18.4%	-23.0%	2.0%	-9.9%	-13.8%
EUR	223977	78949	-145028	221272	78435	-142837	224351	84189	-140162	264514	85682	-178832	250647	73417	-177230
	前週比 枚数増減 (枚)			-2705	-514	-2191	3079	5754	-2675	40163	1493	38670	-13867	-12265	-1602
	前週比 枚数増減 (%)			-1.2%	-0.7%	-1.5%	1.4%	7.3%	-1.9%	17.9%	1.8%	27.6%	-5.2%	-14.3%	-0.9%
GBP	104382	52388	-51994	96461	46196	-50265	111667	53604	-58063	135269	71540	-63729	105498	46503	-58995
	前週比 枚数増減 (枚)			-7921	-6192	-1729	15206	7408	7798	23602	17936	5666	-29771	-25037	-4734
	前週比 枚数増減 (%)			-7.6%	-11.8%	-3.3%	15.8%	16.0%	15.5%	21.1%	33.5%	9.8%	-22.0%	-35.0%	-7.4%
AUD	45225	84649	39424	50170	94752	44582	43661	88745	45084	38252	88653	50401	39108	90309	51201
	前週比 枚数増減 (枚)			4945	10103	5158	-6509	-6007	502	-5409	-92	5317	856	1656	800
	前週比 枚数増減 (%)			10.9%	11.9%	13.1%	-13.0%	-6.3%	1.1%	-12.4%	-0.1%	11.8%	2.2%	1.9%	1.6%
CAD	50307	53154	2847	44178	39651	-4527	35072	30628	-4444	33877	33356	-521	42759	37229	-5530
	前週比 枚数増減 (枚)			-6129	-13503	7374	-9106	-9023	-83	-1195	2728	-3923	8882	3873	5009
	前週比 枚数増減 (%)			-12.2%	-25.4%	259.0%	-20.6%	-22.8%	-1.8%	-3.4%	8.9%	-88.3%	26.2%	11.6%	961.4%
CHF	6627	11573	4946	10634	14038	3404	7417	15324	7907	6772	16983	10211	7804	16235	8431
	前週比 枚数増減 (枚)			4007	2465	-1542	-3217	1286	4503	-645	1659	2304	1032	-748	-1780
	前週比 枚数増減 (%)			60.5%	21.3%	-31.2%	-30.3%	9.2%	132.3%	-8.7%	10.8%	29.1%	15.2%	-4.4%	-17.4%
NZD	13207	14038	831	13170	12340	-830	13297	14548	1251	13193	16819	3626	12933	13882	949
	前週比 枚数増減 (枚)			-37	-1698	1661	127	2208	2081	-104	2271	2375	-260	-2937	-2677
	前週比 枚数増減 (%)			-0.3%	-12.1%	199.9%	1.0%	17.9%	250.7%	-0.8%	15.6%	189.8%	-2.0%	-17.5%	-73.8%
MXN	117098	20749	-96349	123919	28679	-95240	122996	26830	-96166	122811	28319	-94492	117732	29891	-87841
	前週比 枚数増減 (枚)			6821	7930	-1109	-923	-1849	926	-185	1489	-1674	-5079	1572	-6651
	前週比 枚数増減 (%)			5.8%	38.2%	-1.2%	-0.7%	-6.4%	1.0%	-0.2%	5.5%	-1.7%	-4.1%	5.6%	-7.0%
Total All 8	598841	466388	-132453	601517	473724	-127793	588299	460888	-127411	644464	461367	-183097	606839	415576	-191263
	前週比 枚数増減 (枚)			2676	7336	-4660	-13218	-12836	-382	56165	479	55686	-37625	-45791	8166
	前週比 枚数増減 (%)			0.4%	1.6%	-3.5%	-2.2%	-2.7%	-0.3%	9.5%	0.1%	43.7%	-5.8%	-9.9%	4.5%
Total 7 (MXN除く)	481743	445639	-36104	477598	445045	-32553	465303	434058	-31245	521653	433048	-88605	489107	385685	-103422
	前週比 枚数増減 (枚)			-4145	-594	-3551	-12295	-10987	-1308	56350	-1010	57360	-32546	-47363	14817
	前週比 枚数増減 (%)			-0.9%	-0.1%	-9.8%	-2.6%	-2.5%	-4.0%	12.1%	-0.2%	183.6%	-6.2%	-10.9%	16.7%

直近5週 CFTC IMM主要7通貨の売買構成

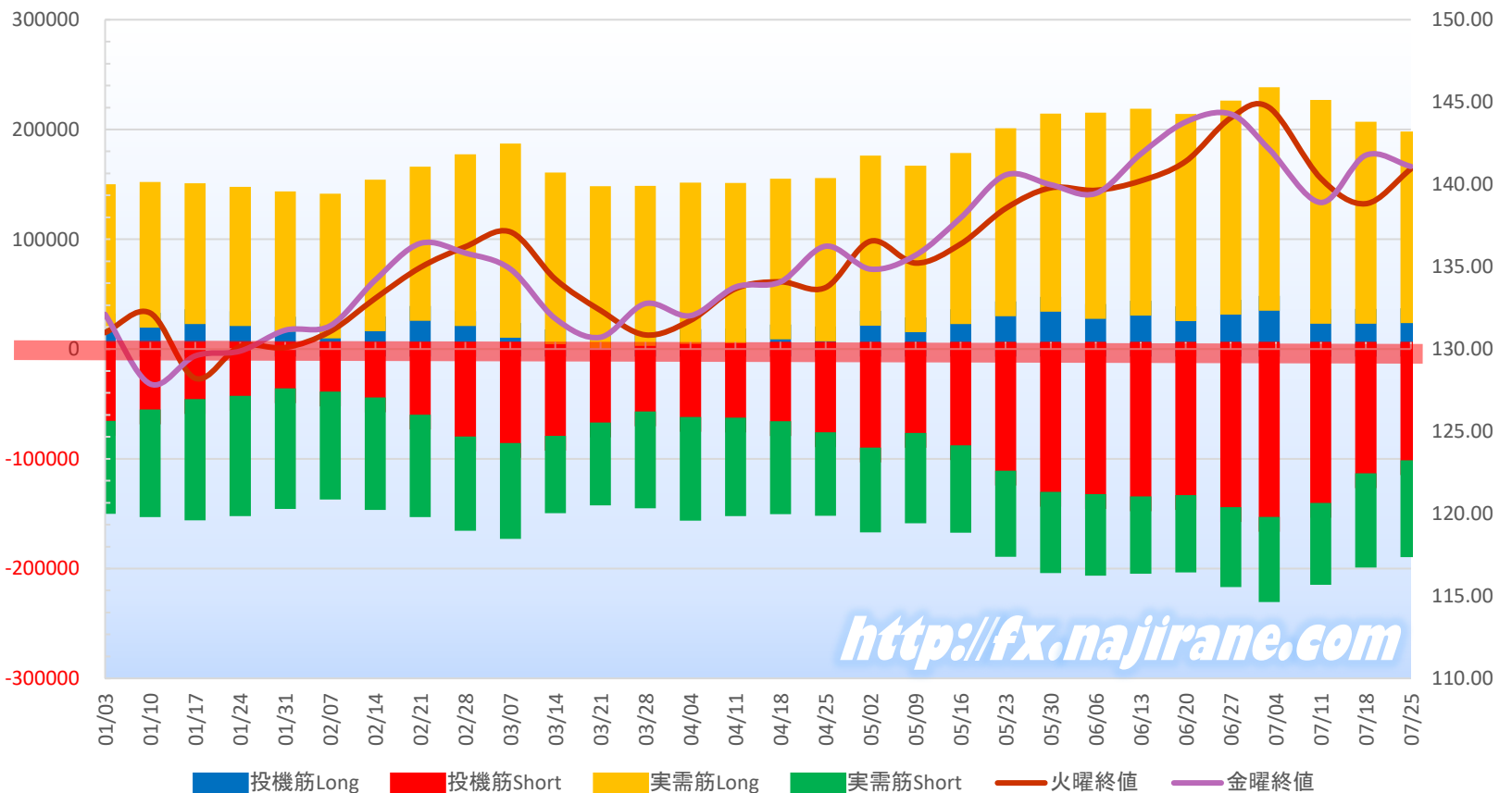


JAPANESE YEN - CHICAGO MERCANTILE EXCHANGE
FUTURES ONLY POSITIONS

Code-097741
2023/08/11 公表値

Date	投機筋集計				実需筋集計				投機筋+実需筋合計				ドル円終値	
	円買い	円売り	売り越し	売買計	円買い	円売り	売り越し	売買計	円買い	円売り	売り越し	売買計	火曜締め	金曜締め
2023/07/25	30358	108110	77752	138468	161166	74611	-86555	235777	191524	182721	-8803	374245	140.94	141.09
2023/07/18	29776	120015	90239	149791	170491	72296	-98195	242787	200267	192311	-7956	392578	138.83	141.77
2023/07/11	29838	147020	117182	176858	190189	61112	-129077	251301	220027	208132	-11895	428159	140.36	138.90
2023/07/03	41713	159633	117920	201346	190157	64147	-126010	254304	231870	223780	-8090	455650	144.66	142.12
2023/06/27	38018	150888	112870	188906	181511	59145	-122366	240656	219529	210033	-9496	429562	144.04	144.27
2023/06/20	32244	139900	107656	172144	175201	56929	-118272	232130	207445	196829	-10616	404274	141.40	143.79
2023/06/13	37088	141064	103976	178152	175067	56886	-118181	231953	212155	197950	-14205	410105	140.21	141.84
2023/06/06	34151	138968	104817	173119	174461	60725	-113736	235186	208612	199693	-8919	408305	139.64	139.45
2023/05/30	40736	136929	96193	177665	166931	60419	-106512	227350	207667	197348	-10319	405015	139.79	139.98
2023/05/23	36760	117420	80660	154180	157498	65120	-92378	222618	194258	182540	-11718	376798	138.54	140.57
2023/05/16	29494	94285	64791	123779	142392	66255	-76137	208647	171886	160540	-11346	332426	136.38	137.97
2023/05/09	22229	83244	61015	105473	137992	68830	-69162	206822	160221	152074	-8147	312295	135.22	135.70
2023/05/02	28088	96412	68324	124500	141332	63811	-77521	205143	169420	160223	-9197	329643	136.55	134.85
2023/04/25	13680	82424	68744	96104	135330	62705	-72625	198035	149010	145129	-3881	294139	133.73	136.24
2023/04/18	15661	72530	56869	88191	132747	71102	-61645	203849	148408	143632	-4776	292040	134.08	134.08
2023/04/11	11933	69140	57207	81073	132604	76255	-56349	208859	144537	145395	858	289932	133.67	133.76
2023/04/04	11523	68559	57036	80082	133327	81061	-52266	214388	144850	149620	4770	294470	131.74	132.03
2023/03/28	9717	63692	53975	73409	132070	74508	-57562	206578	141787	138200	-3587	279987	130.86	132.76
2023/03/21	7255	73600	66345	80855	134389	61905	-72484	196294	141644	135505	-6139	277149	132.35	130.71
2023/03/14	11048	85842	74794	96890	142857	56863	-85994	199720	153905	142705	-11200	296610	134.24	131.85
2023/03/07	17141	92444	75303	109585	163246	73643	-89603	236889	180387	166087	-14300	346474	137.12	134.86
2023/02/28	27703	86381	58678	114084	142893	72372	-70521	215265	170596	158753	-11843	329349	136.21	135.83
2023/02/21	32486	66515	34029	99001	126777	79888	-46889	206665	159263	146403	-12860	305666	134.95	136.42
2023/02/14	23079	50922	27843	74001	124522	88753	-35769	213275	147601	139675	-7926	287276	133.08	134.19
2023/02/07	16556	45645	29089	62201	118080	84734	-33346	202814	134636	130379	-4257	265015	131.07	131.41
2023/01/31	22550	42610	20060	65160	114423	96244	-18179	210667	136973	138854	1881	275827	130.09	131.14
2023/01/24	27620	49255	21635	76875	113437	96292	-17145	209729	141057	145547	4490	286604	130.16	129.88
2023/01/17	29458	52419	22961	81877	114907	96823	-18084	211730	144365	149242	4877	293607	128.22	129.58
2023/01/10	26395	61772	35377	88167	119166	84678	-34488	203844	145561	146450	889	292011	132.19	127.88
2023/01/03	25377	72241	46864	97618	117959	71186	-46773	189145	143336	143427	91	286763	131.00	132.10

JAPANESE YEN - CHICAGO MERCANTILE EXCHANGE
FUTURES ONLY POSITIONS Cord-097741

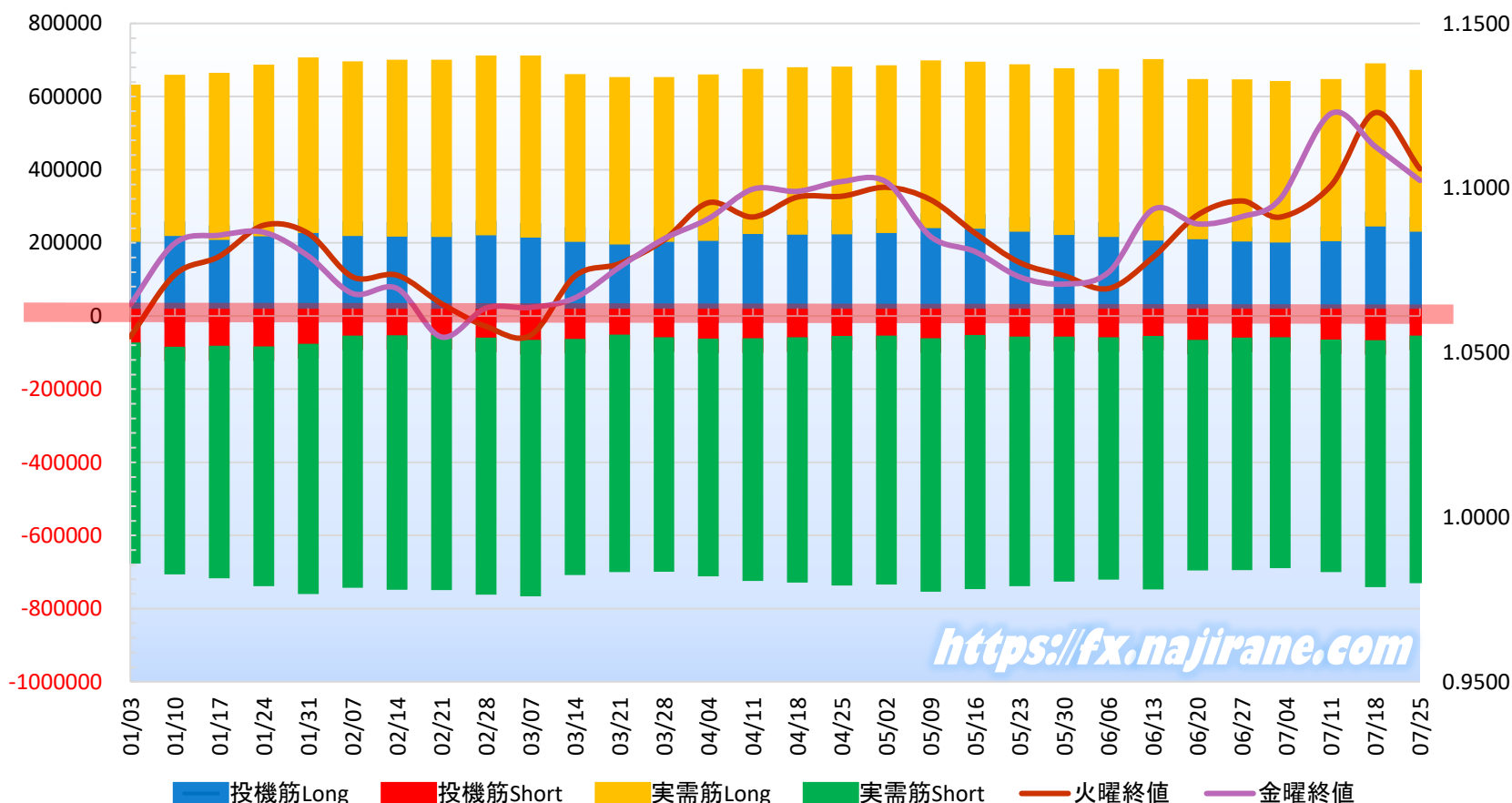


**EURO FX - CHICAGO MERCANTILE EXCHANGE
FUTURES ONLY POSITIONS**

**Code-099741
2023/08/11 公表値**

Date	投機筋集計				実需筋集計				投機筋+実需筋合計				ユーロドル終値	
	EUR買い	EUR売り	売り越し	売買計	EUR買い	EUR売り	売り越し	売買計	EUR買い	EUR売り	売り越し	売買計	火曜締め	金曜締め
2023/07/25	250647	73417	-177230	324064	402626	636895	234269	1039521	653273	710312	57039	1363585	1.1058	1.1023
2023/07/18	264514	85682	-178832	350196	406328	635671	229343	1041999	670842	721353	50511	1392195	1.1229	1.1125
2023/07/11	224351	84189	-140162	308540	403460	595922	192462	999382	627811	680111	52300	1307922	1.1007	1.1226
2023/07/03	221272	78435	-142837	299707	401256	590715	189459	991971	622528	669150	46622	1291678	1.0912	1.0967
2023/06/27	223977	78949	-145028	302926	403130	596390	193260	999520	627107	675339	48232	1302446	1.0961	1.0913
2023/06/20	229399	84750	-144649	314149	398646	591369	192723	990015	628045	676119	48074	1304164	1.0918	1.0891
2023/06/13	226138	74316	-151822	300454	456529	653600	197071	1110129	682667	727916	45249	1410583	1.0790	1.0935
2023/06/06	236060	77639	-158421	313699	419532	623448	203916	1042980	655592	701087	45495	1356679	1.0695	1.0744
2023/05/30	241817	76092	-165725	317909	415872	629887	214015	1045759	657689	705979	48290	1363668	1.0734	1.0708
2023/05/23	250070	76334	-173736	326404	418071	642266	224195	1060337	668141	718600	50459	1386741	1.0773	1.0730
2023/05/16	258736	71647	-187089	330383	416383	654716	238333	1071099	675119	726363	51244	1401482	1.0862	1.0807
2023/05/09	260335	80913	-179422	341248	418410	652670	234260	1071080	678745	733583	54838	1412328	1.0964	1.0852
2023/05/02	246832	73343	-173489	320175	418940	640643	221703	1059583	665772	713986	48214	1379758	1.1002	1.1018
2023/04/25	243516	74116	-169400	317632	418842	643279	224437	1062121	662358	717395	55037	1379753	1.0975	1.1020
2023/04/18	242369	78008	-164361	320377	417586	630871	213285	1048457	659955	708879	48924	1368834	1.0973	1.0990
2023/04/11	244180	80842	-163338	325022	411456	623521	212065	1034977	655636	704363	48727	1359999	1.0912	1.0997
2023/04/04	225416	82023	-143393	307439	415104	609891	194787	1024995	640520	691914	51394	1332434	1.0955	1.0907
2023/03/28	222918	77893	-145025	300811	410545	601793	191248	1012338	633463	679686	46223	1313149	1.0842	1.0846
2023/03/21	215825	70983	-144842	286808	417802	608973	191171	1026775	633627	679956	46329	1313583	1.0770	1.0760
2023/03/14	222313	82357	-139956	304670	418829	605698	186869	1024527	641142	688055	46913	1329197	1.0733	1.0666
2023/03/07	233880	85432	-148448	319312	458256	660884	202628	1119140	692136	746316	54180	1438452	1.0552	1.0637
2023/02/28	240766	78567	-162199	319333	451634	663537	211903	1115171	692400	742104	49704	1434504	1.0580	1.0635
2023/02/21	236414	71346	-165068	307760	444658	658476	213818	1103134	681072	729822	48750	1410894	1.0649	1.0547
2023/02/14	236574	72668	-163906	309242	444388	656178	211790	1100566	680962	728846	47884	1409808	1.0735	1.0695
2023/02/07	238338	73300	-165038	311638	438393	650139	211746	1088532	676731	723439	46708	1400170	1.0730	1.0679
2023/01/31	246755	96246	-150509	343001	440756	644345	203589	1085101	687511	740591	53080	1428102	1.0862	1.0794
2023/01/24	237743	103394	-134349	341137	429253	615703	186450	1044956	666996	719097	52101	1386093	1.0887	1.0866
2023/01/17	228279	101295	-126984	329574	416510	595584	179074	1012094	644789	696879	52090	1341668	1.0792	1.0857
2023/01/10	238623	103641	-134982	342264	400775	582985	182210	983760	639398	686626	47228	1326024	1.0737	1.0832
2023/01/03	222543	92628	-129915	315171	389861	563942	174081	953803	612404	656570	44166	1268974	1.0548	1.0646

**EURO FX - CHICAGO MERCANTILE EXCHANGE
FUTURES ONLY POSITIONS Code-099741**



Bitcoin/USD 及び CME Futures (当月及び限月別)

※取引単位=5ビットコイン
(CME CFビットコイン参考基準レート=BRRを対象)

Bitcoin/USD						CME Futures 2023/07		CME Futures 2023/08		CME Futures 2023/09		CME Futures 2023/10		CME Futures 2023/11	
Date	Open	High	Low	Close	Close	Volume	Close	Volume	Close	Volume	Close	Volume	Close	Volume	
2023/7/28	29212	29502	29127	29300	29390	846	29590	6774	29880	422	30170	92	0	0	
2023/7/27	29354	29561	29099	29211	29115	8174	29310	4034	29625	2176	29875	26	30065	0	
2023/7/26	29226	29676	29114	29355	29395	8174	29615	4034	29970	2176	30260	26	30450	0	
2023/7/25	29179	29353	29062	29227	29180	8133	29495	4016	29880	2713	30165	21	30365	3	
2023/7/24	30082	30093	28934	29177	29105	13190	29380	3844	29695	938	29975	2	30180	0	
2023/7/23	29790	30331	29742	30085	0	0	0	0	0	0	0	0	0	0	
2023/7/22	29909	29992	29664	29772	0	0	0	0	0	0	0	0	0	0	
2023/7/21	29805	30046	29734	29909	29885	5304	30210	2274	30565	289	30840	5	31045	0	
2023/7/20	29915	30196	29638	29792	29765	9406	30085	1593	30425	241	30700	4	30930	0	
2023/7/19	29862	30184	29794	29914	30105	5138	30380	870	30685	114	30945	0	31155	0	
2023/7/18	30147	30234	29556	29857	29785	5773	30060	508	30365	44	30620	2	30825	0	
2023/7/17	30250	30336	29686	30146	29990	6236	30285	714	30590	38	30810	1	31010	1	
2023/7/16	30297	30438	30090	30249	0	0	0	0	0	0	0	0	0	0	
2023/7/15	30332	30408	30263	30296	0	0	0	0	0	0	0	0	0	0	
2023/7/14	31475	31582	29966	30334	30235	11611	30565	829	30850	34	31065	0	31265	0	
2023/7/13	30387	31815	30268	31476	31925	14992	32280	1948	32555	90	0	0	0	0	
2023/7/12	30622	30960	30229	30392	30395	10377	30705	506	30960	17	31175	0	31355	0	
2023/7/11	30418	30788	30358	30621	30755	6161	31050	576	31295	38	31510	0	31690	0	
2023/7/10	30172	31026	29985	30414	31055	5866	31310	663	31570	49	31785	0	31955	0	
2023/7/9	30292	30428	30086	30171	0	0	0	0	0	0	0	0	0	0	
2023/7/8	30347	30374	30080	30293	0	0	0	0	0	0	0	0	0	0	
2023/7/7	29908	30435	29777	30342	30370	6541	30675	227	30920	53	31135	2	31305	0	
2023/7/6	30507	31460	29892	29909	30510	11172	30785	885	31020	90	31250	1	31415	0	
2023/7/5	30779	30877	30226	30514	30675	9567	30995	1119	31265	52	31485	3	31630	0	
2023/7/4	31157	31325	30659	30778	0	0	0	0	0	0	0	0	0	0	
2023/7/3	30625	31376	30587	31156	31700	6603	32000	374	32265	20	32455	0	32600	0	
2023/7/2	30587	30766	30264	30621	0	0	0	0	0	0	0	0	0	0	
2023/7/1	30472	30641	30329	30590	0	0	0	0	0	0	0	0	0	0	
2023/6/30	30441	31257	29600	30477	30680	19808	30955	1696	31170	100	31385	1	31550	0	
2023/6/29	30086	30796	30057	30445	31040	8930	31330	2128	31565	40	31750	3	31865	1	
2023/6/28	30697	30703	29922	30086	30480	6418	30765	2004	30985	15	31145	0	31255	0	
2023/6/27	30274	31007	30237	30688	31040	5565	31295	2576	31485	27	31620	2	31720	0	
2023/6/26	30481	30636	29956	30271	30600	5369	30800	327	30995	35	31130	0	31230	0	
2023/6/25	30545	31041	30328	30480	0	0	0	0	0	0	0	0	0	0	
2023/6/24	30709	30804	30290	30549	0	0	0	0	0	0	0	0	0	0	
2023/6/23	29896	31390	29845	30695	31355	2004	31560	152	31730	22	31860	1	31960	0	
2023/6/22	29996	30496	29679	29912	30555	783	30730	159	30885	40	31005	0	31135	0	
2023/6/21	28311	30737	28283	30027	30445	1900	30650	167	30815	18	30945	1	31040	1	
2023/6/20	26842	28389	26669	28327	28345	1449	28515	255	28670	119	28790	0	28885	0	
2023/6/19	26335	26985	26313	26851	0	0	0	0	0	0	0	0	0	0	
2023/6/18	26510	26676	26326	26336	0	0	0	0	0	0	0	0	0	0	
2023/6/17	26329	26769	26174	26511	0	0	0	0	0	0	0	0	0	0	
2023/6/16	25575	26463	25245	26327	26565	573	26715	86	26845	3	26965	0	27060	0	
2023/6/15	25122	25735	24797	25576	25615	614	25770	43	25900	0	26020	0	26115	1	
2023/6/14	25920	26042	24902	25125	26040	478	26195	97	26330	5	26450	0	26545	0	
2023/6/13	25903	26376	25728	25919	26090	407	26255	40	26390	0	26510	0	26605	0	
2023/6/12	25934	26088	25675	25903	26025	211	26190	54	26320	1	26440	0	26535	0	
2023/6/11	25854	26203	25669	25940	0	0	0	0	0	0	0	0	0	0	
2023/6/10	26482	26531	25502	25851	0	0	0	0	0	0	0	0	0	0	
2023/6/9	26506	26770	26339	26480	26620	187	26770	3	26900	4	27020	0	27115	0	
2023/6/8	26348	26798	26247	26508	26790	151	26935	30	27065	11	27185	2	27280	3	
2023/6/7	27236	27332	26147	26346	26750	193	26900	28	27040	2	27160	0	27240	0	
2023/6/6	25732	27314	25435	27239	27410	709	27555	30	27695	7	27810	0	27890	0	
2023/6/5	27123	27130	25445	25760	25820	765	25995	70	26125	2	26235	3	26295	3	
2023/6/4	27075	27407	26968	27119	0	0	0	0	0	0	0	0	0	0	
2023/6/3	27252	27317	26958	27075	0	0	0	0	0	0	0	0	0	0	
2023/6/2	26825	27304	26575	27250	27550	532	27710	19	27840	2	27950	0	28010	3	
2023/6/1	27218	27346	26672	26820	27100	483	27285	51	27425	0	27530	0	27590	0	
2023/5/31	27701	27832	26866	27220	27255	874	27420	69	27545	0	27650	0	27710	0	
2023/5/30	27745	28045	27589	27702	28255	471	28395	32	28515	1	28620	0	28670	0	
2023/5/29	28076	28432	27564	27746	0	0	0	0	0	0	0	0	0	0	
2023/5/28	26871	28193	26803	28086	0	0	0	0	0	0	0	0	0	0	
2023/5/27	26720	26889	26621	26868	0	0	0	0	0	0	0	0	0	0	
2023/5/26	26474	26917	26344	26719	27095	392	27235	35	27340	0	27440	0	27540	0	
2023/5/25	26329	26592	25891	26476	26760	2119	26910	54	27015	0	27115	0	---	---	
2023/5/24	27225	27225	26107	26335	26605	1347	26755	4	26875	4	26970	1	---	---	
2023/5/23	26856	27435	26816	27226	27650	875	27800	1	27920	1	28015	0	---	---	
2023/5/22	26750	27046	26550	26851	27285	275	27410	14	27510	10	27605	1	---	---	
2023/5/21	27118	27266	26707	26754	0	0	---	---	---	---	---	---	---	---	
2023/5/20	26889	27155	26843	27130	0	0	---	---	---	---	---	---	---	---	



IMM扱い8通貨/ダウ/日経/金/オイル/主要クロス円の過去5日及び過去5週の4本値

AUDUSD 5					CADUSD 5					CHFUSD 5				
Date	Open	High	Low	Close	Date	Open	High	Low	Close	Date	Open	High	Low	Close
2023/07/28	0.6708	0.6714	0.6623	0.6653	2023/07/28	0.7563	0.7574	0.7548	0.7555	2023/07/28	1.1507	1.1545	1.1446	1.1503
2023/07/27	0.6760	0.6821	0.6698	0.6708	2023/07/27	0.7573	0.7600	0.7551	0.7563	2023/07/27	1.1620	1.1692	1.1496	1.1507
2023/07/26	0.6791	0.6794	0.6731	0.6761	2023/07/26	0.7590	0.7592	0.7554	0.7573	2023/07/26	1.1577	1.1630	1.1552	1.1619
2023/07/25	0.6740	0.6794	0.6726	0.6791	2023/07/25	0.7594	0.7606	0.7570	0.7590	2023/07/25	1.1498	1.1579	1.1493	1.1577
2023/07/24	0.6733	0.6756	0.6715	0.6740	2023/07/24	0.7566	0.7604	0.7559	0.7592	2023/07/24	1.1551	1.1577	1.1493	1.1498

CNYUSD 5					EURUSD 5					GBPUSD 5				
Date	Open	High	Low	Close	Date	Open	High	Low	Close	Date	Open	High	Low	Close
2023/07/28	0.1396	0.1398	0.1393	0.1397	2023/07/28	1.0978	1.1047	1.0944	1.1023	2023/07/28	1.2798	1.2886	1.2763	1.2858
2023/07/27	0.1398	0.1405	0.1398	0.1399	2023/07/27	1.1087	1.1150	1.0966	1.0978	2023/07/27	1.2943	1.2996	1.2782	1.2798
2023/07/26	0.1400	0.1401	0.1396	0.1398	2023/07/26	1.1057	1.1107	1.1038	1.1087	2023/07/26	1.2902	1.2960	1.2876	1.2946
2023/07/25	0.1391	0.1401	0.1391	0.1400	2023/07/25	1.1064	1.1087	1.1021	1.1058	2023/07/25	1.2825	1.2905	1.2810	1.2902
2023/07/24	0.1391	0.1393	0.1386	0.1389	2023/07/24	1.1131	1.1147	1.1060	1.1065	2023/07/24	1.2855	1.2884	1.2798	1.2823

JPYUSD 5					MXNUSD 5					NZDUSD 5				
Date	Open	High	Low	Close	Date	Open	High	Low	Close	Date	Open	High	Low	Close
2023/07/28	0.0072	0.0072	0.0071	0.0071	2023/07/28	0.0593	0.0601	0.0590	0.0599	2023/07/28	0.6184	0.6193	0.6121	0.6159
2023/07/27	0.0071	0.0072	0.0071	0.0072	2023/07/27	0.0594	0.0599	0.0591	0.0593	2023/07/27	0.6210	0.6274	0.6175	0.6184
2023/07/26	0.0071	0.0071	0.0071	0.0071	2023/07/26	0.0591	0.0595	0.0589	0.0594	2023/07/26	0.6223	0.6235	0.6184	0.6210
2023/07/25	0.0071	0.0071	0.0071	0.0071	2023/07/25	0.0594	0.0595	0.0590	0.0591	2023/07/25	0.6207	0.6230	0.6190	0.6224
2023/07/24	0.0071	0.0071	0.0071	0.0071	2023/07/24	0.0589	0.0595	0.0588	0.0594	2023/07/24	0.6172	0.6215	0.6156	0.6206

Nikkei 225 - Japan (NKX) 5					
Date	Open	High	Low	Close	出来高
2023/07/28	32444.42	32846.97	32037.55	32759.23	232.19
2023/07/27	32523.69	32938.59	32503.69	32891.16	235.87
2023/07/26	32704.96	32724.25	32488.52	32668.34	233.00
2023/07/25	32705.39	32715.56	32509.94	32682.51	231.90
2023/07/24	32648.14	32793.77	32554.46	32700.94	231.18
週4本値	32648.14	32938.59	32037.55	32759.23	232.19

(ドル建て終値) (N225銘柄計) (東証一部全体計)

XAUUSD 5					
Date	Open	High	Low	Close	出来高
2023/07/28	1946.40	1963.55	1945.58	1959.14	
2023/07/27	1971.91	1982.16	1942.72	1945.65	
2023/07/26	1965.18	1978.10	1962.11	1972.30	
2023/07/25	1955.26	1965.59	1953.24	1965.02	
2023/07/24	1962.08	1967.93	1953.55	1954.86	
週4本値	1962.08	1982.16	1942.72	1959.14	

Dow Jones Industrial - USA (DJIA) 5					
Date	Open	High	Low	Close	出来高
2023/07/28	35443.49	35565.51	35355.15	35459.29	369000609
2023/07/27	35558.79	35645.35	35216.58	35282.72	352230000
2023/07/26	35345.99	35633.61	35306.27	35520.12	346240000
2023/07/25	35421.49	35527.57	35365.26	35438.07	299530000
2023/07/24	35230.79	35463.97	35230.79	35411.24	284460000
週4本値	35230.79	35645.35	35216.58	35459.29	

Historical Data by

 Arrangement by
<https://fx.najirane.com>

Crude Light Oil 5					
Date	Open	High	Low	Close	出来高
2023/07/28	79.84	80.71	79.07	80.67	281119
2023/07/27	78.90	80.60	78.87	80.09	322031
2023/07/26	79.34	79.77	78.55	78.78	322031
2023/07/25	78.85	79.90	78.29	79.63	349600
2023/07/24	77.01	79.28	76.44	78.74	368285
週4本値	77.01	80.71	76.44	80.67	

USDJPY 5					EURJPY 5					GBPJPY 5				
日付	始値	高値	安値	終値	日付	始値	高値	安値	終値	日付	始値	高値	安値	終値
2023/07/28	139.44	141.15	138.07	141.09	2023/07/28	153.07	155.60	151.41	155.52	2023/07/28	178.46	181.50	176.33	181.41
2023/07/27	140.20	141.30	138.77	139.44	2023/07/27	155.44	156.24	152.19	153.08	2023/07/27	181.46	181.92	177.42	178.45
2023/07/26	140.94	141.18	139.95	140.20	2023/07/26	155.84	155.99	155.15	155.44	2023/07/26	181.84	181.95	180.92	181.50
2023/07/25	141.45	141.74	140.86	140.94	2023/07/25	156.51	156.89	155.62	155.85	2023/07/25	181.41	182.01	181.16	181.83
2023/07/24	141.73	141.81	140.79	141.45	2023/07/24	157.73	157.78	156.24	156.52	2023/07/24	182.20	182.34	180.79	181.38

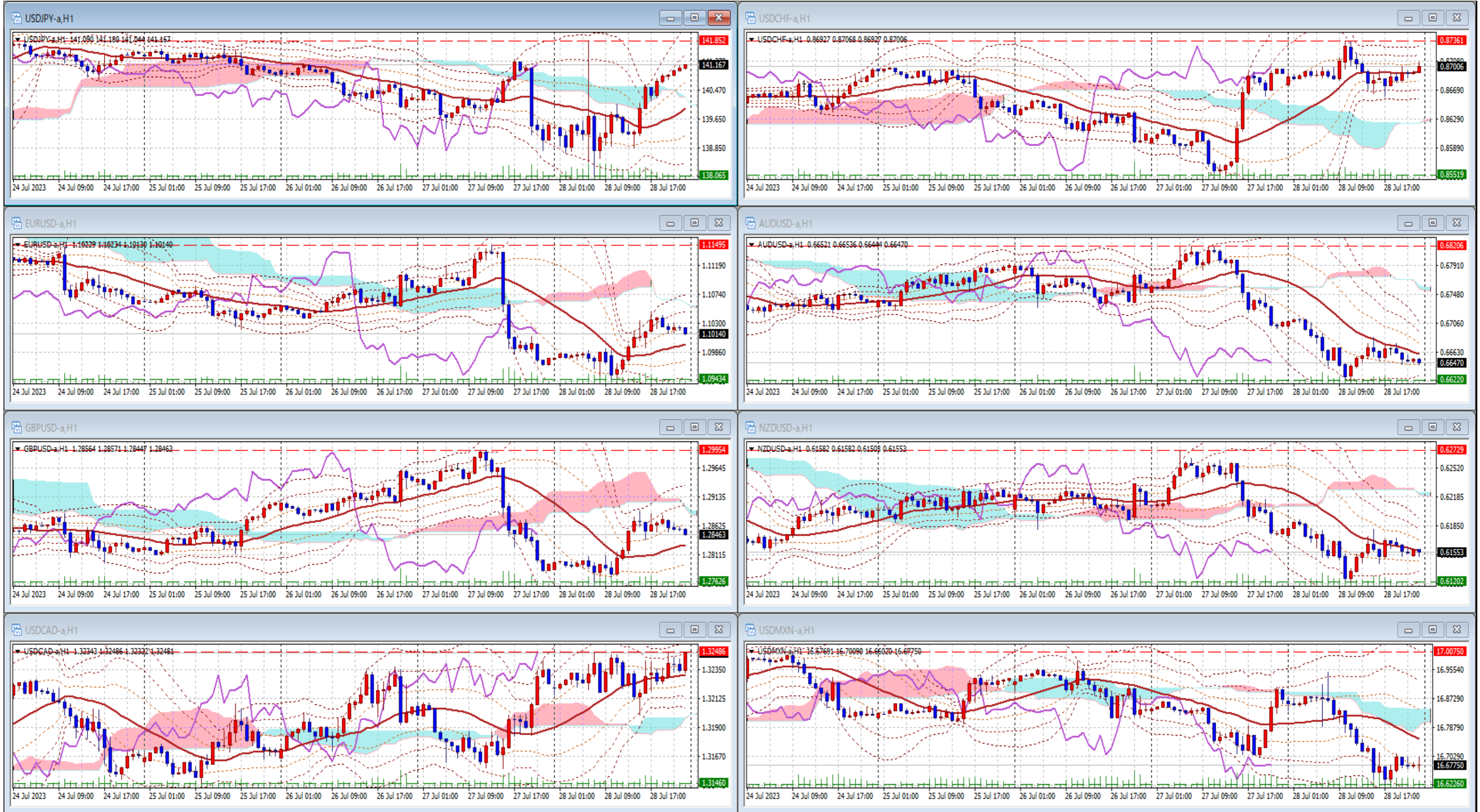
USDJPY Weekly 28					EURJPY Weekly 28					GBPJPY Weekly 28				
日付	始値	高値	安値	終値	日付	始値	高値	安値	終値	日付	始値	高値	安値	終値
2023/07/28	141.73	141.81	138.07	141.09	2023/07/28	157.73	157.78	151.41	155.52	2023/07/28	182.20	182.34	176.33	181.41
2023/07/21	138.72	141.95	137.75	141.77	2023/07/21	155.79	158.04	154.88	157.72	2023/07/21	181.65	182.52	179.75	182.26
2023/07/14	142.16	143.00	137.27	138.90	2023/07/14	155.89	156.67	153.49	155.93	2023/07/14	182.45	183.22	179.48	181.87
2023/07/07	144.30	144.91	142.09	142.12	2023/07/07	157.41	157.96	155.39	155.87	2023/07/07	183.21	184.01	182.02	182.36
2023/06/30	143.63	145.07	142.95	144.27	2023/06/30	156.54	158.00	155.76	157.45	2023/06/30	182.73	183.88	181.71	183.22

先週のIMM取り扱い対ドル8通貨チャート

2023/07/24 ~ 2023/07/28

※ 赤点線は週最高値/青天線は週最低値、BB中心線はSMA21

Chart by OANDA Japan MetaTrader4



Pivot Maker Ver 3.0 by FX_勝てば官軍?

<https://fx.najirane.com>