

JAPANESE YEN - CHICAGO MERCANTILE EXCHANGE

Code-097741

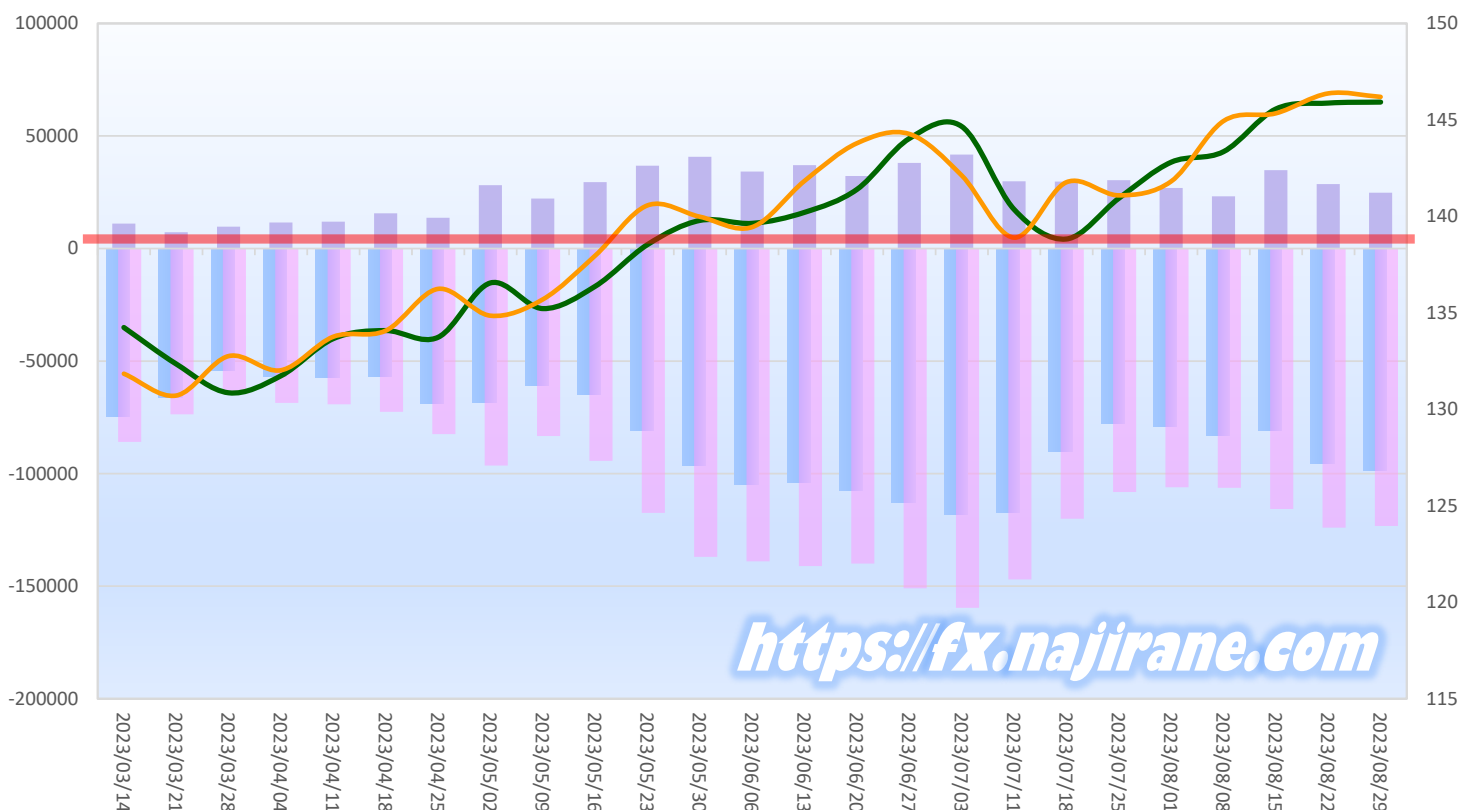
2023/03/07 ~ 2023/08/29

2023/09/15 NYクローズ時公表値

| Report_Date | Non Commercial Positions | | | | | | | | | | | | 参考引け値 | |
|-------------|--------------------------|--------|--------|--------|--------|--------|--------|--------|--------|--------|--------|--------|---------|--------|
| | Long | 増減 | 増減(%) | Short | 増減 | 増減(%) | 売り越し | 増減 | 増減(%) | 売買計 | 増減 | 増減(%) | 8/29(火) | 9/1(金) |
| 2023/08/29 | 24790 | -3890 | -13.6% | 123263 | -740 | -0.6% | 98473 | 3150 | 3.3% | 148053 | -4630 | -3.0% | 145.92 | 146.19 |
| 2023/08/22 | 28680 | -6109 | -17.6% | 124003 | 8253 | 7.1% | 95323 | 14362 | 17.7% | 152683 | 2144 | 1.4% | 145.87 | 146.37 |
| 2023/08/15 | 34789 | 11654 | 50.4% | 115750 | 9435 | 8.9% | 80961 | -2219 | -2.7% | 150539 | 21089 | 16.3% | 145.57 | 145.34 |
| 2023/08/08 | 23135 | -3714 | -13.8% | 106315 | 250 | 0.2% | 83180 | 3964 | 5.0% | 129450 | -3464 | -2.6% | 143.35 | 144.94 |
| 2023/08/01 | 26849 | -3509 | -11.6% | 106065 | -2045 | -1.9% | 79216 | 1464 | 1.9% | 132914 | -5554 | -4.0% | 142.81 | 141.82 |
| 2023/07/25 | 30358 | 582 | 2.0% | 108110 | -11905 | -9.9% | 77752 | -12487 | -13.8% | 138468 | -11323 | -7.6% | 140.94 | 141.09 |
| 2023/07/18 | 29776 | -62 | -0.2% | 120015 | -27005 | -18.4% | 90239 | -26943 | -23.0% | 149791 | -27067 | -15.3% | 138.83 | 141.77 |
| 2023/07/11 | 29838 | -11875 | -28.5% | 147020 | -12613 | -7.9% | 117182 | -738 | -0.6% | 176858 | -24488 | -12.2% | 140.36 | 138.90 |
| 2023/07/03 | 41713 | 3695 | 9.7% | 159633 | 8745 | 5.8% | 117920 | 5050 | 4.5% | 201346 | 12440 | 6.6% | 144.66 | 142.12 |
| 2023/06/27 | 38018 | 5774 | 17.9% | 150888 | 10988 | 7.9% | 112870 | 5214 | 4.8% | 188906 | 16762 | 9.7% | 144.04 | 144.27 |
| 2023/06/20 | 32244 | -4844 | -13.1% | 139900 | -1164 | -0.8% | 107656 | 3680 | 3.5% | 172144 | -6008 | -3.4% | 141.40 | 143.79 |
| 2023/06/13 | 37088 | 2937 | 8.6% | 141064 | 2096 | 1.5% | 103976 | -841 | -0.8% | 178152 | 5033 | 2.9% | 140.21 | 141.84 |
| 2023/06/06 | 34151 | -6585 | -16.2% | 138968 | 2039 | 1.5% | 104817 | 8624 | 9.0% | 173119 | -4546 | -2.6% | 139.64 | 139.45 |
| 2023/05/30 | 40736 | 3976 | 10.8% | 136929 | 19509 | 16.6% | 96193 | 15533 | 19.3% | 177665 | 23485 | 15.2% | 139.79 | 139.98 |
| 2023/05/23 | 36760 | 7266 | 24.6% | 117420 | 23135 | 24.5% | 80660 | 15869 | 24.5% | 154180 | 30401 | 24.6% | 138.54 | 140.57 |
| 2023/05/16 | 29494 | 7265 | 32.7% | 94285 | 11041 | 13.3% | 64791 | 3776 | 6.2% | 123779 | 18306 | 17.4% | 136.38 | 137.97 |
| 2023/05/09 | 22229 | -5859 | -20.9% | 83244 | -13168 | -13.7% | 61015 | -7309 | -10.7% | 105473 | -19027 | -15.3% | 135.22 | 135.70 |
| 2023/05/02 | 28088 | 14408 | 105.3% | 96412 | 13988 | 17.0% | 68324 | -420 | -0.6% | 124500 | 28396 | 29.5% | 136.55 | 134.85 |
| 2023/04/25 | 13680 | -1981 | -12.6% | 82424 | 9894 | 13.6% | 68744 | 11875 | 20.9% | 96104 | 7913 | 9.0% | 133.73 | 136.24 |
| 2023/04/18 | 15661 | 3728 | 31.2% | 72530 | 3390 | 4.9% | 56869 | -338 | -0.6% | 88191 | 7118 | 8.8% | 134.08 | 134.08 |
| 2023/04/11 | 11933 | 410 | 3.6% | 69140 | 581 | 0.8% | 57207 | 171 | 0.3% | 81073 | 991 | 1.2% | 133.67 | 133.76 |
| 2023/04/04 | 11523 | 1806 | 18.6% | 68559 | 4867 | 7.6% | 57036 | 3061 | 5.7% | 80082 | 6673 | 9.1% | 131.74 | 132.03 |
| 2023/03/28 | 9717 | 2462 | 33.9% | 63692 | -9908 | -13.5% | 53975 | -12370 | -18.6% | 73409 | -7446 | -9.2% | 130.86 | 132.76 |
| 2023/03/21 | 7255 | -3793 | -34.3% | 73600 | -12242 | -14.3% | 66345 | -8449 | -11.3% | 80855 | -16035 | -16.5% | 132.35 | 130.71 |
| 2023/03/14 | 11048 | -6093 | -35.5% | 85842 | -6602 | -7.1% | 74794 | -509 | -0.7% | 96890 | -12695 | -11.6% | 134.24 | 131.85 |
| 2023/03/07 | 17141 | | | 92444 | | | 75303 | | | 109585 | | | 137.12 | 134.86 |

JAPANESE YEN - CHICAGO MERCANTILE EXCHANGE
FUTURES ONLY POSITIONS

売越し Long Short 火曜終値 金曜終値

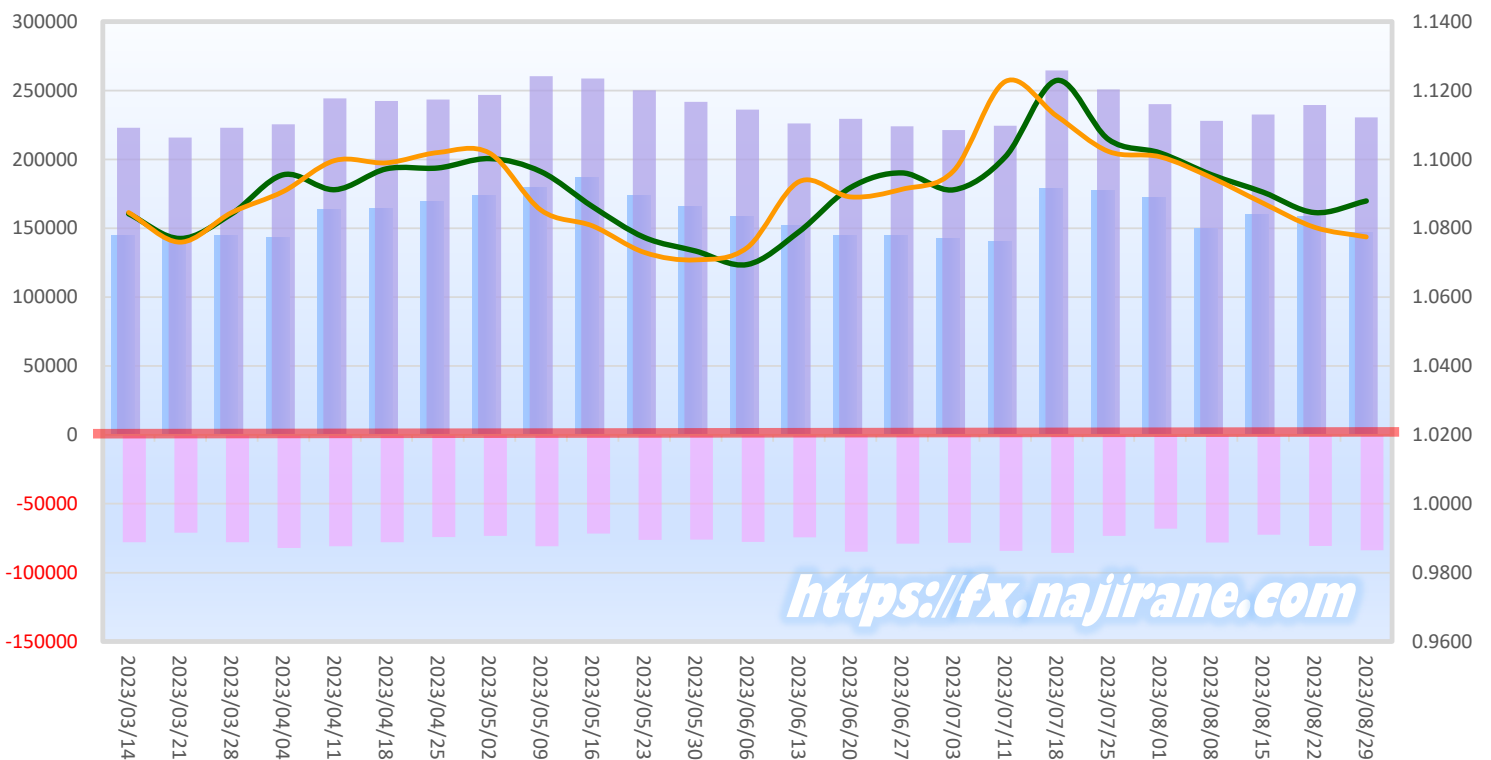


EURO FX - CHICAGO MERCANTILE EXCHANGE Code-099741
 2023/03/07 ~ 2023/08/29 2023/09/15 NYクローズ時公表値

| Report_Date | Non Commercial Positions | | | | | | | | | | 参考引け値 | | | |
|-------------|--------------------------|--------|-------|-------|--------|--------|---------|--------|--------|--------|--------|-------|---------|--------|
| | Long | 増減 | | Short | 増減 | | 売り越し | 増減 | | 売買計 | 増減 | | 8/29(火) | 9/1(金) |
| 2023/08/29 | 230542 | -8849 | -3.7% | 83863 | 3232 | 4.0% | -146679 | -12081 | -7.6% | 314405 | -5617 | -1.8% | 1.0879 | 1.0775 |
| 2023/08/22 | 239391 | 6925 | 3.0% | 80631 | 8028 | 11.1% | -158760 | -1103 | -0.7% | 320022 | 14953 | 4.9% | 1.0845 | 1.0803 |
| 2023/08/15 | 232466 | 4418 | 1.9% | 72603 | -5634 | -7.2% | -159863 | 10052 | 6.7% | 305069 | -1216 | -0.4% | 1.0905 | 1.0873 |
| 2023/08/08 | 228048 | -12026 | -5.0% | 78237 | 10225 | 15.0% | -149811 | -22251 | -12.9% | 306285 | -1801 | -0.6% | 1.0955 | 1.0947 |
| 2023/08/01 | 240074 | -10573 | -4.2% | 68012 | -5405 | -7.4% | -172062 | -5168 | -2.9% | 308086 | -15978 | -4.9% | 1.1019 | 1.1007 |
| 2023/07/25 | 250647 | -13867 | -5.2% | 73417 | -12265 | -14.3% | -177230 | -1602 | -0.9% | 324064 | -26132 | -7.5% | 1.1058 | 1.1023 |
| 2023/07/18 | 264514 | 40163 | 17.9% | 85682 | 1493 | 1.8% | -178832 | 38670 | 27.6% | 350196 | 41656 | 13.5% | 1.1229 | 1.1125 |
| 2023/07/11 | 224351 | 3079 | 1.4% | 84189 | 5754 | 7.3% | -140162 | -2675 | -1.9% | 308540 | 8833 | 2.9% | 1.1007 | 1.1226 |
| 2023/07/03 | 221272 | -2705 | -1.2% | 78435 | -514 | -0.7% | -142837 | -2191 | -1.5% | 299707 | -3219 | -1.1% | 1.0912 | 1.0967 |
| 2023/06/27 | 223977 | -5422 | -2.4% | 78949 | -5801 | -6.8% | -145028 | 379 | 0.3% | 302926 | -11223 | -3.6% | 1.0961 | 1.0913 |
| 2023/06/20 | 229399 | 3261 | 1.4% | 84750 | 10434 | 14.0% | -144649 | -7173 | -4.7% | 314149 | 13695 | 4.6% | 1.0918 | 1.0891 |
| 2023/06/13 | 226138 | -9922 | -4.2% | 74316 | -3323 | -4.3% | -151822 | -6599 | -4.2% | 300454 | -13245 | -4.2% | 1.0790 | 1.0935 |
| 2023/06/06 | 236060 | -5757 | -2.4% | 77639 | 1547 | 2.0% | -158421 | -7304 | -4.4% | 313699 | -4210 | -1.3% | 1.0695 | 1.0744 |
| 2023/05/30 | 241817 | -8253 | -3.3% | 76092 | -242 | -0.3% | -165725 | -8011 | -4.6% | 317909 | -8495 | -2.6% | 1.0734 | 1.0708 |
| 2023/05/23 | 250070 | -8666 | -3.3% | 76334 | 4687 | 6.5% | -173736 | -13353 | -7.1% | 326404 | -3979 | -1.2% | 1.0773 | 1.0730 |
| 2023/05/16 | 258736 | -1599 | -0.6% | 71647 | -9266 | -11.5% | -187089 | 7667 | 4.3% | 330383 | -10865 | -3.2% | 1.0862 | 1.0807 |
| 2023/05/09 | 260335 | 13503 | 5.5% | 80913 | 7570 | 10.3% | -179422 | 5933 | 3.4% | 341248 | 21073 | 6.6% | 1.0964 | 1.0852 |
| 2023/05/02 | 246832 | 3316 | 1.4% | 73343 | -773 | -1.0% | -173489 | 4089 | 2.4% | 320175 | 2543 | 0.8% | 1.1002 | 1.1018 |
| 2023/04/25 | 243516 | 1147 | 0.5% | 74116 | -3892 | -5.0% | -169400 | 5039 | 3.1% | 317632 | -2745 | -0.9% | 1.0975 | 1.1020 |
| 2023/04/18 | 242369 | -1811 | -0.7% | 78008 | -2834 | -3.5% | -164361 | 1023 | 0.6% | 320377 | -4645 | -1.4% | 1.0973 | 1.0990 |
| 2023/04/11 | 244180 | 18764 | 8.3% | 80842 | -1181 | -1.4% | -163338 | 19945 | 13.9% | 325022 | 17583 | 5.7% | 1.0912 | 1.0997 |
| 2023/04/04 | 225416 | 2498 | 1.1% | 82023 | 4130 | 5.3% | -143393 | -1632 | -1.1% | 307439 | 6628 | 2.2% | 1.0955 | 1.0907 |
| 2023/03/28 | 222918 | 7093 | 3.3% | 77893 | 6910 | 9.7% | -145025 | 183 | 0.1% | 300811 | 14003 | 4.9% | 1.0842 | 1.0846 |
| 2023/03/21 | 215825 | -6488 | -2.9% | 70983 | -11374 | -13.8% | -144842 | 4886 | 3.5% | 286808 | -17862 | -5.9% | 1.0770 | 1.0760 |
| 2023/03/14 | 222313 | -11567 | -4.9% | 82357 | -3075 | -3.6% | -139956 | -8492 | -5.7% | 304670 | -14642 | -4.6% | 1.0733 | 1.0666 |
| 2023/03/07 | 233880 | | | 85432 | | | -148448 | | | 319312 | | | 1.0552 | 1.0637 |

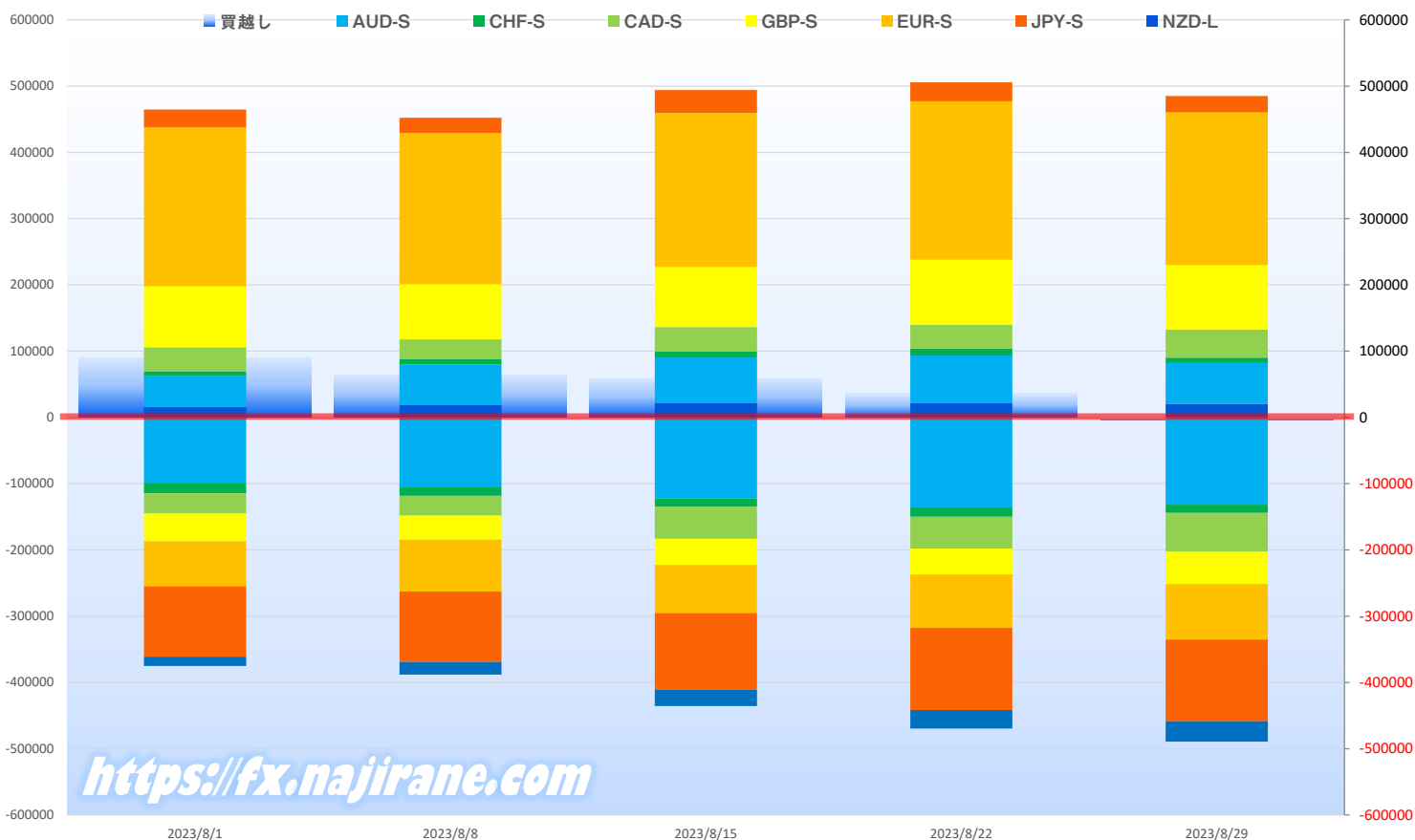
**EURO FX - CHICAGO MERCANTILE EXCHANGE
 FUTURES ONLY POSITIONS**

■ 売越し ■ Long ■ Short ■ 火曜終値 ■ 金曜終値



| | 2023/08/01 | | | 2023/08/08 | | | 2023/08/15 | | | 2023/08/22 | | | 2023/08/29 | | |
|--------------------|--------------|--------|---------|------------|--------|---------|------------|--------|---------|------------|--------|---------|------------|--------|---------|
| | Long | Short | 売り越し | Long | Short | 売り越し | Long | Short | 売り越し | Long | Short | 売り越し | Long | Short | 売り越し |
| JPY | 26849 | 106065 | 79216 | 23135 | 106315 | 83180 | 34789 | 115750 | 80961 | 28680 | 124003 | 95323 | 24790 | 123263 | 98473 |
| | 前週比 枚数増減 (枚) | | | -3714 | 250 | 3964 | 11654 | 9435 | -2219 | -6109 | 8253 | 14362 | -3890 | -740 | 3150 |
| | 前週比 枚数増減 (%) | | | -13.8% | 0.2% | 5.0% | 50.4% | 8.9% | -2.7% | -17.6% | 7.1% | 17.7% | -13.6% | -0.6% | 3.3% |
| EUR | 240074 | 68012 | -172062 | 228048 | 78237 | -149811 | 232466 | 72603 | -159863 | 239391 | 80631 | -158760 | 230542 | 83863 | -146679 |
| | 前週比 枚数増減 (枚) | | | -12026 | 10225 | -22251 | 4418 | -5634 | 10052 | 6925 | 8028 | -1103 | -8849 | 3232 | -12081 |
| | 前週比 枚数増減 (%) | | | -5.0% | 15.0% | -12.9% | 1.9% | -7.2% | 6.7% | 3.0% | 11.1% | -0.7% | -3.7% | 4.0% | -7.6% |
| GBP | 92175 | 42613 | -49562 | 83239 | 36219 | -47020 | 90541 | 39553 | -50988 | 98061 | 38954 | -59107 | 97143 | 48742 | -48401 |
| | 前週比 枚数増減 (枚) | | | -8936 | -6394 | -2542 | 7302 | 3334 | 3968 | 7520 | -599 | 8119 | -918 | 9788 | -10706 |
| | 前週比 枚数増減 (%) | | | -9.7% | -15.0% | -5.1% | 8.8% | 9.2% | 8.4% | 8.3% | -1.5% | 15.9% | -0.9% | 25.1% | -18.1% |
| AUD | 46612 | 98404 | 51792 | 61091 | 104283 | 43192 | 68623 | 122020 | 53397 | 72034 | 135820 | 63786 | 61376 | 131561 | 70185 |
| | 前週比 枚数増減 (枚) | | | 14479 | 5879 | -8600 | 7532 | 17737 | 10205 | 3411 | 13800 | 10389 | -10658 | -4259 | 6399 |
| | 前週比 枚数増減 (%) | | | 31.1% | 6.0% | -16.6% | 12.3% | 17.0% | 23.6% | 5.0% | 11.3% | 19.5% | -14.8% | -3.1% | 10.0% |
| CAD | 36278 | 29913 | -6365 | 29481 | 30104 | 623 | 37112 | 48523 | 11411 | 35993 | 48063 | 12070 | 42527 | 58288 | 15761 |
| | 前週比 枚数増減 (枚) | | | -6797 | 191 | 6988 | 7631 | 18419 | 10788 | -1119 | -460 | 659 | 6534 | 10225 | 3691 |
| | 前週比 枚数増減 (%) | | | -18.7% | 0.6% | 109.8% | 25.9% | 61.2% | 1731.6% | -3.0% | -0.9% | 5.8% | 18.2% | 21.3% | 30.6% |
| CHF | 7299 | 16046 | 8747 | 8509 | 13961 | 5452 | 8693 | 12700 | 4007 | 10200 | 14066 | 3866 | 8253 | 12771 | 4518 |
| | 前週比 枚数増減 (枚) | | | 1210 | -2085 | -3295 | 184 | -1261 | -1445 | 1507 | 1366 | -141 | -1947 | -1295 | 652 |
| | 前週比 枚数増減 (%) | | | 16.6% | -13.0% | -37.7% | 2.2% | -9.0% | -26.5% | 17.3% | 10.8% | -3.5% | -19.1% | -9.2% | 16.9% |
| NZD | 15551 | 13965 | -1586 | 18758 | 19126 | 368 | 21910 | 24346 | 2436 | 21478 | 27991 | 6513 | 20554 | 30930 | 10376 |
| | 前週比 枚数増減 (枚) | | | 3207 | 5161 | 1954 | 3152 | 5220 | 2068 | -432 | 3645 | 4077 | -924 | 2939 | 3863 |
| | 前週比 枚数増減 (%) | | | 20.6% | 37.0% | 123.2% | 16.8% | 27.3% | 562.0% | -2.0% | 15.0% | 167.4% | -4.3% | 10.5% | 59.3% |
| MXN | 119651 | 31103 | -88548 | 110008 | 26357 | -83651 | 109340 | 27317 | -82023 | 103018 | 29359 | -73659 | 110075 | 36212 | -73863 |
| | 前週比 枚数増減 (枚) | | | -9643 | -4746 | -4897 | -668 | 960 | -1628 | -6322 | 2042 | -8364 | 7057 | 6853 | 204 |
| | 前週比 枚数増減 (%) | | | -8.1% | -15.3% | -5.5% | -0.6% | 3.6% | -1.9% | -5.8% | 7.5% | -10.2% | 6.9% | 23.3% | 0.3% |
| Total All 8 | 584489 | 406121 | -178368 | 562269 | 414602 | -147667 | 603474 | 462812 | -140662 | 608855 | 498887 | -109968 | 595260 | 525630 | -69630 |
| | 前週比 枚数増減 (枚) | | | -22220 | 8481 | -30701 | 41205 | 48210 | -7005 | 5381 | 36075 | -30694 | -13595 | 26743 | -40338 |
| | 前週比 枚数増減 (%) | | | -3.8% | 2.1% | -17.2% | 7.3% | 11.6% | -4.7% | 0.9% | 7.8% | -21.8% | -2.2% | 5.4% | -36.7% |
| Total 7 (MXN除く) | 464838 | 375018 | -89820 | 452261 | 388245 | -64016 | 494134 | 435495 | -58639 | 505837 | 469528 | -36309 | 485185 | 489418 | 4233 |
| | 前週比 枚数増減 (枚) | | | -12577 | 13227 | -25804 | 41873 | 47250 | -5377 | 11703 | 34033 | -22330 | -20652 | 19890 | 40542 |
| | 前週比 枚数増減 (%) | | | -2.7% | 3.5% | -28.7% | 9.3% | 12.2% | -8.4% | 2.4% | 7.8% | -38.1% | -4.1% | 4.2% | 111.7% |

直近5週 CFTC IMM主要7通貨の売買構成

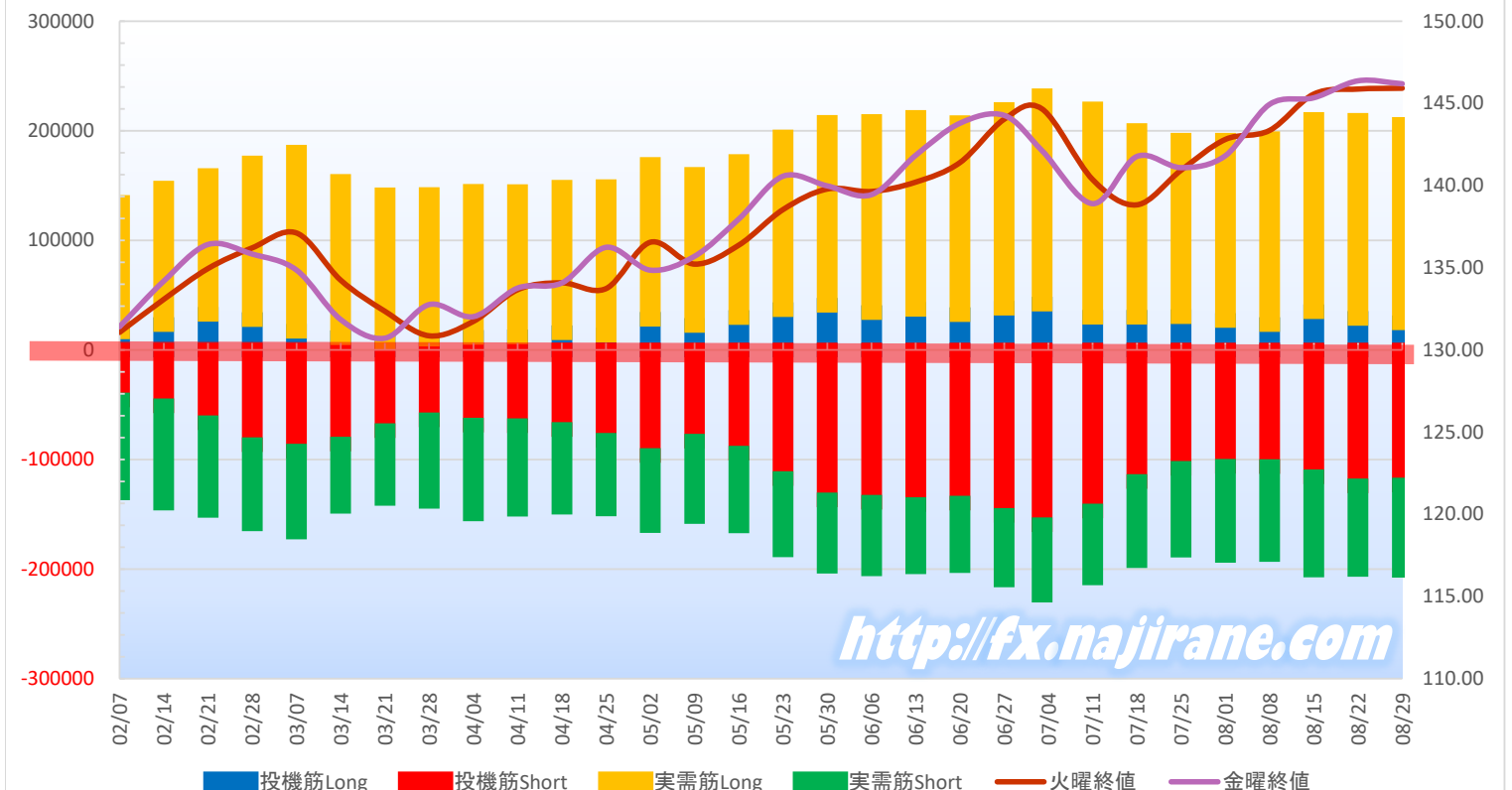


JAPANESE YEN - CHICAGO MERCANTILE EXCHANGE
FUTURES ONLY POSITIONS

Code-097741
2023/09/15 公表値

| Date | 投機筋集計 | | | | 実需筋集計 | | | | 投機筋+実需筋合計 | | | | ドル円終値 | |
|------------|-------|--------|--------|--------|--------|-------|---------|--------|-----------|--------|--------|--------|--------|--------|
| | 円買い | 円売り | 売り越し | 売買計 | 円買い | 円売り | 売り越し | 売買計 | 円買い | 円売り | 売り越し | 売買計 | 火曜締め | 金曜締め |
| 2023/08/29 | 24790 | 123263 | 98473 | 148053 | 181043 | 77975 | -103068 | 259018 | 205833 | 201238 | -4595 | 407071 | 145.92 | 146.19 |
| 2023/08/22 | 28680 | 124003 | 95323 | 152683 | 180967 | 76343 | -104624 | 257310 | 209647 | 200346 | -9301 | 409993 | 145.87 | 146.37 |
| 2023/08/15 | 34789 | 115750 | 80961 | 150539 | 175636 | 85139 | -90497 | 260775 | 210425 | 200889 | -9536 | 411314 | 145.57 | 145.34 |
| 2023/08/08 | 23135 | 106315 | 83180 | 129450 | 169528 | 80407 | -89121 | 249935 | 192663 | 186722 | -5941 | 379385 | 143.35 | 144.94 |
| 2023/08/01 | 26849 | 106065 | 79216 | 132914 | 164659 | 81371 | -83288 | 246030 | 191508 | 187436 | -4072 | 378944 | 142.81 | 141.82 |
| 2023/07/25 | 30358 | 108110 | 77752 | 138468 | 161166 | 74611 | -86555 | 235777 | 191524 | 182721 | -8803 | 374245 | 140.94 | 141.09 |
| 2023/07/18 | 29776 | 120015 | 90239 | 149791 | 170491 | 72296 | -98195 | 242787 | 200267 | 192311 | -7956 | 392578 | 138.83 | 141.77 |
| 2023/07/11 | 29838 | 147020 | 117182 | 176858 | 190189 | 61112 | -129077 | 251301 | 220027 | 208132 | -11895 | 428159 | 140.36 | 138.90 |
| 2023/07/03 | 41713 | 159633 | 117920 | 201346 | 190157 | 64147 | -126010 | 254304 | 231870 | 223780 | -8090 | 455650 | 144.66 | 142.12 |
| 2023/06/27 | 38018 | 150888 | 112870 | 188906 | 181511 | 59145 | -122366 | 240656 | 219529 | 210033 | -9496 | 429562 | 144.04 | 144.27 |
| 2023/06/20 | 32244 | 139900 | 107656 | 172144 | 175201 | 56929 | -118272 | 232130 | 207445 | 196829 | -10616 | 404274 | 141.40 | 143.79 |
| 2023/06/13 | 37088 | 141064 | 103976 | 178152 | 175067 | 56886 | -118181 | 231953 | 212155 | 197950 | -14205 | 410105 | 140.21 | 141.84 |
| 2023/06/06 | 34151 | 138968 | 104817 | 173119 | 174461 | 60725 | -113736 | 235186 | 208612 | 199693 | -8919 | 408305 | 139.64 | 139.45 |
| 2023/05/30 | 40736 | 136929 | 96193 | 177665 | 166931 | 60419 | -106512 | 227350 | 207667 | 197348 | -10319 | 405015 | 139.79 | 139.98 |
| 2023/05/23 | 36760 | 117420 | 80660 | 154180 | 157498 | 65120 | -92378 | 222618 | 194258 | 182540 | -11718 | 376798 | 138.54 | 140.57 |
| 2023/05/16 | 29494 | 94285 | 64791 | 123779 | 142392 | 66255 | -76137 | 208647 | 171886 | 160540 | -11346 | 332426 | 136.38 | 137.97 |
| 2023/05/09 | 22229 | 83244 | 61015 | 105473 | 137992 | 68830 | -69162 | 206822 | 160221 | 152074 | -8147 | 312295 | 135.22 | 135.70 |
| 2023/05/02 | 28088 | 96412 | 68324 | 124500 | 141332 | 63811 | -77521 | 205143 | 169420 | 160223 | -9197 | 329643 | 136.55 | 134.85 |
| 2023/04/25 | 13680 | 82424 | 68744 | 96104 | 135330 | 62705 | -72625 | 198035 | 149010 | 145129 | -3881 | 294139 | 133.73 | 136.24 |
| 2023/04/18 | 15661 | 72530 | 56869 | 88191 | 132747 | 71102 | -61645 | 203849 | 148408 | 143632 | -4776 | 292040 | 134.08 | 134.08 |
| 2023/04/11 | 11933 | 69140 | 57207 | 81073 | 132604 | 76255 | -56349 | 208859 | 144537 | 145395 | 858 | 289932 | 133.67 | 133.76 |
| 2023/04/04 | 11523 | 68559 | 57036 | 80082 | 133327 | 81061 | -52266 | 214388 | 144850 | 149620 | 4770 | 294470 | 131.74 | 132.03 |
| 2023/03/28 | 9717 | 63692 | 53975 | 73409 | 132070 | 74508 | -57562 | 206578 | 141787 | 138200 | -3587 | 279987 | 130.86 | 132.76 |
| 2023/03/21 | 7255 | 73600 | 66345 | 80855 | 134389 | 61905 | -72484 | 196294 | 141644 | 135505 | -6139 | 277149 | 132.35 | 130.71 |
| 2023/03/14 | 11048 | 85842 | 74794 | 96890 | 142857 | 56863 | -85994 | 199720 | 153905 | 142705 | -11200 | 296610 | 134.24 | 131.85 |
| 2023/03/07 | 17141 | 92444 | 75303 | 109585 | 163246 | 73643 | -89603 | 236889 | 180387 | 166087 | -14300 | 346474 | 137.12 | 134.86 |
| 2023/02/28 | 27703 | 86381 | 58678 | 114084 | 142893 | 72372 | -70521 | 215265 | 170596 | 158753 | -11843 | 329349 | 136.21 | 135.83 |
| 2023/02/21 | 32486 | 66515 | 34029 | 99001 | 126777 | 79888 | -46889 | 206665 | 159263 | 146403 | -12860 | 305666 | 134.95 | 136.42 |
| 2023/02/14 | 23079 | 50922 | 27843 | 74001 | 124522 | 88753 | -35769 | 213275 | 147601 | 139675 | -7926 | 287276 | 133.08 | 134.19 |
| 2023/02/07 | 16556 | 45645 | 29089 | 62201 | 118080 | 84734 | -33346 | 202814 | 134636 | 130379 | -4257 | 265015 | 131.07 | 131.41 |

JAPANESE YEN - CHICAGO MERCANTILE EXCHANGE
FUTURES ONLY POSITIONS Cord-097741

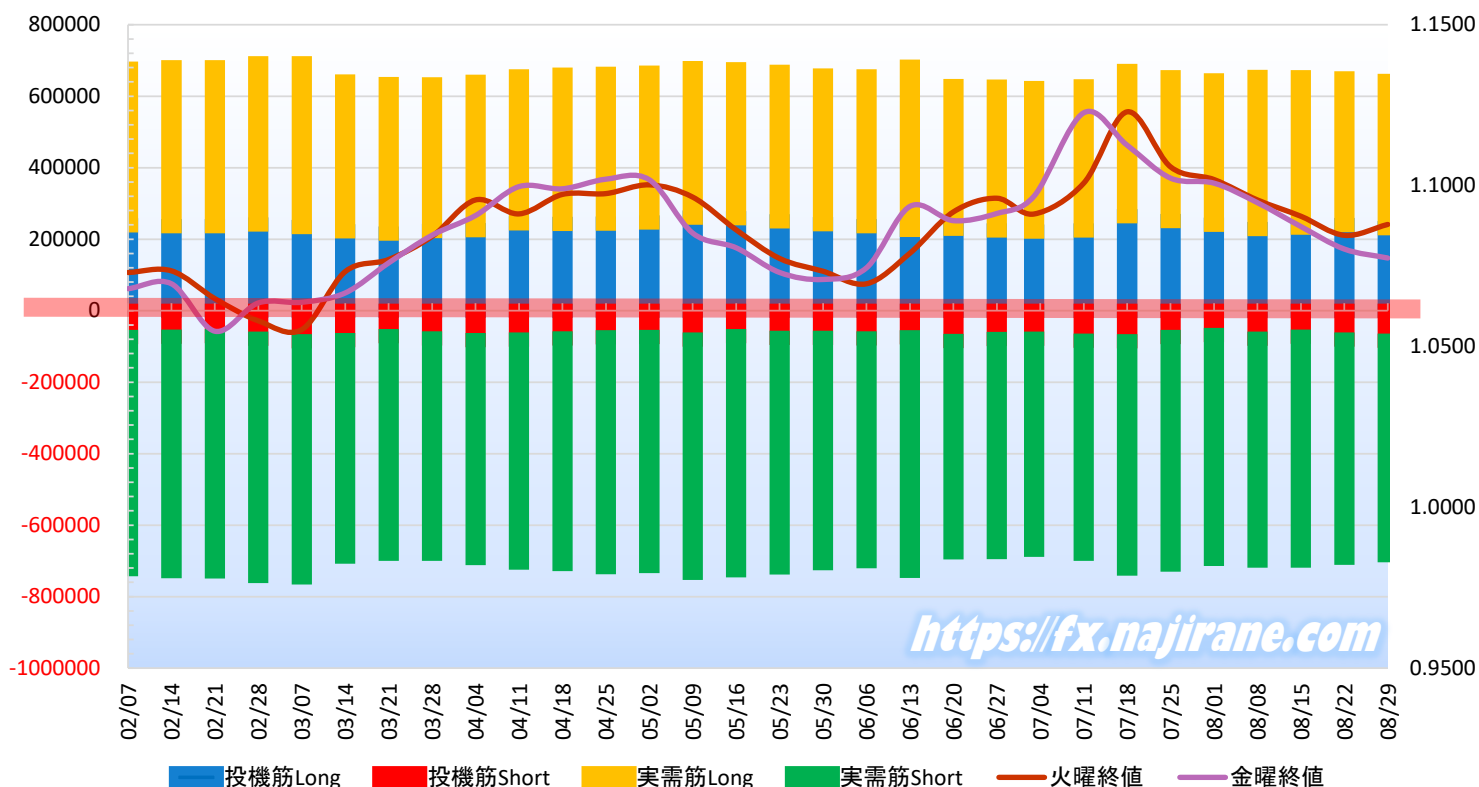


**EURO FX – CHICAGO MERCANTILE EXCHANGE
FUTURES ONLY POSITIONS**

**Code-099741
2023/09/15 公表値**

| Date | 投機筋集計 | | | | 実需筋集計 | | | | 投機筋+実需筋合計 | | | | ユーロドル終値 | |
|------------|--------|-------|---------|--------|--------|--------|--------|---------|-----------|--------|-------|---------|---------|--------|
| | EUR買い | EUR売り | 売り越し | 売買計 | EUR買い | EUR売り | 売り越し | 売買計 | EUR買い | EUR売り | 売り越し | 売買計 | 火曜締め | 金曜締め |
| 2023/08/29 | 230542 | 83863 | -146679 | 314405 | 411996 | 600147 | 188151 | 1012143 | 642538 | 684010 | 41472 | 1326548 | 1.0879 | 1.0775 |
| 2023/08/22 | 239391 | 80631 | -158760 | 320022 | 410413 | 610812 | 200399 | 1021225 | 649804 | 691443 | 41639 | 1341247 | 1.0845 | 1.0803 |
| 2023/08/15 | 232466 | 72603 | -159863 | 305069 | 420942 | 626226 | 205284 | 1047168 | 653408 | 698829 | 45421 | 1352237 | 1.0905 | 1.0873 |
| 2023/08/08 | 228048 | 78237 | -149811 | 306285 | 425875 | 621325 | 195450 | 1047200 | 653923 | 699562 | 45639 | 1353485 | 1.0955 | 1.0947 |
| 2023/08/01 | 240074 | 68012 | -172062 | 308086 | 404493 | 626064 | 221571 | 1030557 | 644567 | 694076 | 49509 | 1338643 | 1.1019 | 1.1007 |
| 2023/07/25 | 250647 | 73417 | -177230 | 324064 | 402626 | 636895 | 234269 | 1039521 | 653273 | 710312 | 57039 | 1363585 | 1.1058 | 1.1023 |
| 2023/07/18 | 264514 | 85682 | -178832 | 350196 | 406328 | 635671 | 229343 | 1041999 | 670842 | 721353 | 50511 | 1392195 | 1.1229 | 1.1125 |
| 2023/07/11 | 224351 | 84189 | -140162 | 308540 | 403460 | 595922 | 192462 | 999382 | 627811 | 680111 | 52300 | 1307922 | 1.1007 | 1.1226 |
| 2023/07/03 | 221272 | 78435 | -142837 | 299707 | 401256 | 590715 | 189459 | 991971 | 622528 | 669150 | 46622 | 1291678 | 1.0912 | 1.0967 |
| 2023/06/27 | 223977 | 78949 | -145028 | 302926 | 403130 | 596390 | 193260 | 999520 | 627107 | 675339 | 48232 | 1302446 | 1.0961 | 1.0913 |
| 2023/06/20 | 229399 | 84750 | -144649 | 314149 | 398646 | 591369 | 192723 | 990015 | 628045 | 676119 | 48074 | 1304164 | 1.0918 | 1.0891 |
| 2023/06/13 | 226138 | 74316 | -151822 | 300454 | 456529 | 653600 | 197071 | 1110129 | 682667 | 727916 | 45249 | 1410583 | 1.0790 | 1.0935 |
| 2023/06/06 | 236060 | 77639 | -158421 | 313699 | 419532 | 623448 | 203916 | 1042980 | 655592 | 701087 | 45495 | 1356679 | 1.0695 | 1.0744 |
| 2023/05/30 | 241817 | 76092 | -165725 | 317909 | 415872 | 629887 | 214015 | 1045759 | 657689 | 705979 | 48290 | 1363668 | 1.0734 | 1.0708 |
| 2023/05/23 | 250070 | 76334 | -173736 | 326404 | 418071 | 642266 | 224195 | 1060337 | 668141 | 718600 | 50459 | 1386741 | 1.0773 | 1.0730 |
| 2023/05/16 | 258736 | 71647 | -187089 | 330383 | 416383 | 654716 | 238333 | 1071099 | 675119 | 726363 | 51244 | 1401482 | 1.0862 | 1.0807 |
| 2023/05/09 | 260335 | 80913 | -179422 | 341248 | 418410 | 652670 | 234260 | 1071080 | 678745 | 733583 | 54838 | 1412328 | 1.0964 | 1.0852 |
| 2023/05/02 | 246832 | 73343 | -173489 | 320175 | 418940 | 640643 | 221703 | 1059583 | 665772 | 713986 | 48214 | 1379758 | 1.1002 | 1.1018 |
| 2023/04/25 | 243516 | 74116 | -169400 | 317632 | 418842 | 643279 | 224437 | 1062121 | 662358 | 717395 | 55037 | 1379753 | 1.0975 | 1.1020 |
| 2023/04/18 | 242369 | 78008 | -164361 | 320377 | 417586 | 630871 | 213285 | 1048457 | 659955 | 708879 | 48924 | 1368834 | 1.0973 | 1.0990 |
| 2023/04/11 | 244180 | 80842 | -163338 | 325022 | 411456 | 623521 | 212065 | 1034977 | 655636 | 704363 | 48727 | 1359999 | 1.0912 | 1.0997 |
| 2023/04/04 | 225416 | 82023 | -143393 | 307439 | 415104 | 609891 | 194787 | 1024995 | 640520 | 691914 | 51394 | 1332434 | 1.0955 | 1.0907 |
| 2023/03/28 | 222918 | 77893 | -145025 | 300811 | 410545 | 601793 | 191248 | 1012338 | 633463 | 679686 | 46223 | 1313149 | 1.0842 | 1.0846 |
| 2023/03/21 | 215825 | 70983 | -144842 | 286808 | 417802 | 608973 | 191171 | 1026775 | 633627 | 679956 | 46329 | 1313583 | 1.0770 | 1.0760 |
| 2023/03/14 | 222313 | 82357 | -139956 | 304670 | 418829 | 605698 | 186869 | 1024527 | 641142 | 688055 | 46913 | 1329197 | 1.0733 | 1.0666 |
| 2023/03/07 | 233880 | 85432 | -148448 | 319312 | 458256 | 660884 | 202628 | 1119140 | 692136 | 746316 | 54180 | 1438452 | 1.0552 | 1.0637 |
| 2023/02/28 | 240766 | 78567 | -162199 | 319333 | 451634 | 663537 | 211903 | 1115171 | 692400 | 742104 | 49704 | 1434504 | 1.0580 | 1.0635 |
| 2023/02/21 | 236414 | 71346 | -165068 | 307760 | 444658 | 658476 | 213818 | 1103134 | 681072 | 729822 | 48750 | 1410894 | 1.0649 | 1.0547 |
| 2023/02/14 | 236574 | 72668 | -163906 | 309242 | 444388 | 656178 | 211790 | 1100566 | 680962 | 728846 | 47884 | 1409808 | 1.0735 | 1.0695 |
| 2023/02/07 | 238338 | 73300 | -165038 | 311638 | 438393 | 650139 | 211746 | 1088532 | 676731 | 723439 | 46708 | 1400170 | 1.0730 | 1.0679 |

**EURO FX - CHICAGO MERCANTILE EXCHANGE
FUTURES ONLY POSITIONS Code-099741**



IMM扱い8通貨/ダウ/日経/金/オイル/主要クロス円の過去5日及び過去5週の4本値

| AUDUSD 5 | | | | | | CADUSD 5 | | | | | | CHFUSD 5 | | | | | |
|------------|--------|--------|--------|--------|--|------------|--------|--------|--------|--------|--|------------|--------|--------|--------|--------|--|
| Date | Open | High | Low | Close | | Date | Open | High | Low | Close | | Date | Open | High | Low | Close | |
| 2023/09/01 | 0.6484 | 0.6522 | 0.6439 | 0.6448 | | 2023/09/01 | 0.7402 | 0.7413 | 0.7346 | 0.7351 | | 2023/09/01 | 1.1321 | 1.1369 | 1.1282 | 1.1287 | |
| 2023/08/31 | 0.6474 | 0.6508 | 0.6462 | 0.6485 | | 2023/08/31 | 0.7389 | 0.7405 | 0.7376 | 0.7402 | | 2023/08/31 | 1.1383 | 1.1401 | 1.1304 | 1.1320 | |
| 2023/08/30 | 0.6479 | 0.6522 | 0.6450 | 0.6473 | | 2023/08/30 | 0.7378 | 0.7400 | 0.7365 | 0.7388 | | 2023/08/30 | 1.1383 | 1.1435 | 1.1359 | 1.1382 | |
| 2023/08/29 | 0.6428 | 0.6487 | 0.6401 | 0.6479 | | 2023/08/29 | 0.7354 | 0.7380 | 0.7333 | 0.7378 | | 2023/08/29 | 1.1316 | 1.1396 | 1.1288 | 1.1382 | |
| 2023/08/28 | 0.6409 | 0.6440 | 0.6402 | 0.6428 | | 2023/08/28 | 0.7354 | 0.7369 | 0.7346 | 0.7354 | | 2023/08/28 | 1.1308 | 1.1340 | 1.1295 | 1.1317 | |

| CNYUSD 5 | | | | | | EURUSD 5 | | | | | | GBPUSD 5 | | | | | |
|------------|--------|--------|--------|--------|--|------------|--------|--------|--------|--------|--|------------|--------|--------|--------|--------|--|
| Date | Open | High | Low | Close | | Date | Open | High | Low | Close | | Date | Open | High | Low | Close | |
| 2023/09/01 | 0.1375 | 0.1381 | 0.1375 | 0.1376 | | 2023/09/01 | 1.0842 | 1.0882 | 1.0772 | 1.0775 | | 2023/09/01 | 1.2672 | 1.2713 | 1.2578 | 1.2586 | |
| 2023/08/31 | 0.1370 | 0.1372 | 0.1370 | 0.1370 | | 2023/08/31 | 1.0926 | 1.0940 | 1.0835 | 1.0842 | | 2023/08/31 | 1.2722 | 1.2735 | 1.2653 | 1.2673 | |
| 2023/08/30 | 0.1373 | 0.1373 | 0.1369 | 0.1370 | | 2023/08/30 | 1.0879 | 1.0946 | 1.0855 | 1.0926 | | 2023/08/30 | 1.2646 | 1.2746 | 1.2619 | 1.2720 | |
| 2023/08/29 | 0.1372 | 0.1373 | 0.1369 | 0.1370 | | 2023/08/29 | 1.0820 | 1.0892 | 1.0783 | 1.0879 | | 2023/08/29 | 1.2603 | 1.2655 | 1.2563 | 1.2646 | |
| 2023/08/28 | 0.1374 | 0.1375 | 0.1369 | 0.1369 | | 2023/08/28 | 1.0797 | 1.0822 | 1.0793 | 1.0820 | | 2023/08/28 | 1.2583 | 1.2611 | 1.2566 | 1.2601 | |

| JPYUSD 5 | | | | | | MXNUSD 5 | | | | | | NZDUSD 5 | | | | | |
|------------|--------|--------|--------|--------|--|------------|--------|--------|--------|--------|--|------------|--------|--------|--------|--------|--|
| Date | Open | High | Low | Close | | Date | Open | High | Low | Close | | Date | Open | High | Low | Close | |
| 2023/09/01 | 0.0069 | 0.0069 | 0.0068 | 0.0068 | | 2023/09/01 | 0.0588 | 0.0589 | 0.0581 | 0.0585 | | 2023/09/01 | 0.5967 | 0.6015 | 0.5935 | 0.5939 | |
| 2023/08/31 | 0.0068 | 0.0069 | 0.0068 | 0.0069 | | 2023/08/31 | 0.0597 | 0.0598 | 0.0586 | 0.0588 | | 2023/08/31 | 0.5951 | 0.5977 | 0.5931 | 0.5966 | |
| 2023/08/30 | 0.0069 | 0.0069 | 0.0068 | 0.0068 | | 2023/08/30 | 0.0595 | 0.0598 | 0.0595 | 0.0597 | | 2023/08/30 | 0.5970 | 0.6007 | 0.5940 | 0.5950 | |
| 2023/08/29 | 0.0068 | 0.0069 | 0.0068 | 0.0069 | | 2023/08/29 | 0.0595 | 0.0597 | 0.0592 | 0.0595 | | 2023/08/29 | 0.5910 | 0.5978 | 0.5888 | 0.5970 | |
| 2023/08/28 | 0.0068 | 0.0068 | 0.0068 | 0.0068 | | 2023/08/28 | 0.0597 | 0.0599 | 0.0595 | 0.0596 | | 2023/08/28 | 0.5903 | 0.5926 | 0.5896 | 0.5908 | |

| Nikkei 225 -Japan (NIX) | | | | | | 5 | |
|-------------------------|----------|----------|----------|----------|----------|------------|------------|
| Date | Open | High | Low | Close | (ドル建て終値) | 出来高 | |
| 2023/09/01 | 32521.15 | 32845.46 | 32499.44 | 32710.62 | 223.75 | 0 | 1373529500 |
| 2023/08/31 | 32361.02 | 32692.76 | 32359.15 | 32619.34 | 224.12 | 1146024000 | 1717718800 |
| 2023/08/30 | 32432.95 | 32557.45 | 32300.56 | 32333.46 | 221.18 | 891067500 | 1409127000 |
| 2023/08/29 | 32280.57 | 32389.12 | 32186.57 | 32226.97 | 220.85 | 774842000 | 1250968700 |
| 2023/08/28 | 31915.68 | 32205.48 | 31881.93 | 32169.99 | 219.53 | 699218000 | 1153240100 |
| 週4本値 | 31915.68 | 32845.46 | 31881.93 | 32710.62 | 223.75 | (N225銘柄計) | (東証一部全体計) |

| XAUUSD 5 | | | | | |
|------------|---------|---------|---------|---------|--|
| Date | Open | High | Low | Close | |
| 2023/09/01 | 1940.19 | 1952.93 | 1934.67 | 1940.59 | |
| 2023/08/31 | 1942.87 | 1947.85 | 1939.17 | 1940.10 | |
| 2023/08/30 | 1937.53 | 1949.01 | 1935.09 | 1942.58 | |
| 2023/08/29 | 1920.27 | 1938.22 | 1914.52 | 1937.47 | |
| 2023/08/28 | 1915.74 | 1926.16 | 1912.97 | 1920.24 | |
| 週4本値 | 1915.74 | 1952.93 | 1912.97 | 1940.59 | |

| Dow Jones Industrial - USA (DJIA) | | | | | | 5 | |
|-----------------------------------|----------|----------|----------|----------|-----------|---|--|
| Date | Open | High | Low | Close | 出来高 | | |
| 2023/09/01 | 34876.24 | 34979.18 | 34720.70 | 34837.71 | 286370000 | | |
| 2023/08/31 | 34909.09 | 35070.21 | 34719.77 | 34721.91 | 341900000 | | |
| 2023/08/30 | 34847.80 | 35025.57 | 34811.74 | 34890.24 | 236070000 | | |
| 2023/08/29 | 34531.12 | 34864.42 | 34531.12 | 34852.67 | 262550000 | | |
| 2023/08/28 | 34441.64 | 34652.91 | 34441.64 | 34559.98 | 224640000 | | |
| 週4本値 | 34441.64 | 35070.21 | 34441.64 | 34837.71 | | | |

Historical Data by

 Arrangement by
<https://fx.najirane.com>

| Crude Light Oil 5 | | | | | | |
|-------------------|-------|-------|-------|-------|--------|--|
| Date | Open | High | Low | Close | 出来高 | |
| 2023/09/01 | 83.63 | 86.06 | 83.46 | 85.55 | 368848 | |
| 2023/08/31 | 81.70 | 83.69 | 81.48 | 83.63 | 368848 | |
| 2023/08/30 | 81.29 | 82.05 | 80.88 | 81.63 | 299418 | |
| 2023/08/29 | 79.98 | 81.41 | 79.34 | 81.16 | 284168 | |
| 2023/08/28 | 80.15 | 80.87 | 79.61 | 80.10 | 246584 | |
| 週4本値 | 80.15 | 86.06 | 79.34 | 85.55 | | |

| USDJPY 5 | | | | | EURJPY 5 | | | | | GBPJPY 5 | | | | |
|------------|--------|--------|--------|--------|------------|--------|--------|--------|--------|------------|--------|--------|--------|--------|
| 日付 | 始値 | 高値 | 安値 | 終値 | 日付 | 始値 | 高値 | 安値 | 終値 | 日付 | 始値 | 高値 | 安値 | 終値 |
| 2023/09/01 | 145.55 | 146.29 | 144.45 | 146.19 | 2023/09/01 | 157.80 | 157.97 | 157.06 | 157.52 | 2023/09/01 | 184.44 | 184.56 | 183.54 | 184.00 |
| 2023/08/31 | 146.18 | 146.22 | 145.35 | 145.54 | 2023/08/31 | 159.72 | 159.74 | 157.62 | 157.80 | 2023/08/31 | 185.97 | 185.97 | 184.09 | 184.44 |
| 2023/08/30 | 145.91 | 146.54 | 145.56 | 146.18 | 2023/08/30 | 158.74 | 159.79 | 158.55 | 159.72 | 2023/08/30 | 184.52 | 186.06 | 184.39 | 185.95 |
| 2023/08/29 | 146.54 | 147.37 | 145.67 | 145.92 | 2023/08/29 | 158.54 | 159.05 | 158.24 | 158.75 | 2023/08/29 | 184.67 | 185.27 | 184.08 | 184.53 |
| 2023/08/28 | 146.43 | 146.74 | 146.28 | 146.54 | 2023/08/28 | 158.09 | 158.58 | 158.08 | 158.55 | 2023/08/28 | 184.23 | 184.72 | 184.19 | 184.66 |

| USDJPY Weekly 28 | | | | | EURJPY Weekly 28 | | | | | GBPJPY Weekly 28 | | | | |
|------------------|--------|--------|--------|--------|------------------|--------|--------|--------|--------|------------------|--------|--------|--------|--------|
| 日付 | 始値 | 高値 | 安値 | 終値 | 日付 | 始値 | 高値 | 安値 | 終値 | 日付 | 始値 | 高値 | 安値 | 終値 |
| 2023/09/01 | 146.43 | 147.37 | 144.45 | 146.19 | 2023/09/01 | 158.09 | 159.79 | 157.06 | 157.52 | 2023/09/01 | 184.23 | 186.06 | 183.54 | 184.00 |
| 2023/08/25 | 145.41 | 146.63 | 144.54 | 146.37 | 2023/08/25 | 158.13 | 159.49 | 156.87 | 158.12 | 2023/08/25 | 185.13 | 186.77 | 183.38 | 184.26 |
| 2023/08/18 | 144.97 | 146.54 | 144.68 | 145.34 | 2023/08/18 | 158.73 | 159.33 | 157.66 | 158.02 | 2023/08/18 | 184.09 | 186.47 | 183.47 | 185.12 |
| 2023/08/11 | 141.74 | 145.00 | 141.53 | 144.94 | 2023/08/11 | 156.08 | 159.22 | 155.82 | 158.66 | 2023/08/11 | 180.70 | 184.24 | 180.60 | 184.06 |
| 2023/08/04 | 141.06 | 143.89 | 140.70 | 141.82 | 2023/08/04 | 155.45 | 157.50 | 155.11 | 156.10 | 2023/08/04 | 181.34 | 183.24 | 180.47 | 180.71 |

先週のIMM取り扱い対ドル8通貨チャート

※ 赤点線は週最高値/青点線は週最低値、BB中心線はSMA21

2023/08/28 ~ 2023/09/01

Chart by OANDA Japan MetaTrader4

