JAPANESE YEN - CHICAGO MERCANTILE EXCHANGE **Code-097741**

2023/05/09 ～ 2023/10/31 **2023/11/24 NYクローズ時公表値**

Report_Date	Non Commercial Positions												参考引け値	
	Long	増減	増減(%)	Short	増減	増減(%)	売り越し	増減	増減(%)	売買計	増減	増減(%)	10/31(火)	11/10(金)
2023/10/31	37641	6677	21.6%	141489	10896	8.3%	103848	4219	4.2%	179130	17573	10.9%	151.40	151.53
2023/10/24	30964	-2175	-6.6%	130593	-5204	-3.8%	99629	-3029	-3.0%	161557	-7379	-4.4%	149.86	149.37
2023/10/17	33139	-3641	-9.9%	135797	-459	-0.3%	102658	3182	3.2%	168936	-4100	-2.4%	149.78	149.56
2023/10/10	36780	-10764	-22.6%	136256	-25276	-15.6%	99476	-14512	-12.7%	173036	-36040	-17.2%	148.70	149.87
2023/10/03	47544	1375	3.0%	161532	5851	3.8%	113988	4476	4.1%	209076	7226	3.6%	149.06	149.51
2023/09/26	46169	432	0.9%	155681	8325	5.6%	109512	7893	7.8%	201850	8757	4.5%	149.01	149.34
2023/09/19	45737	7490	19.6%	147356	10396	7.6%	101619	2906	2.9%	193093	17886	10.2%	147.78	149.43
2023/09/12	38247	1233	3.3%	136960	2810	2.1%	98713	1577	1.6%	175207	4043	2.4%	147.12	148.39
2023/09/05	37014	12224	49.3%	134150	10887	8.8%	97136	-1337	-1.4%	171164	23111	15.6%	147.70	147.86
2023/08/29	24790	-3890	-13.6%	123263	-740	-0.6%	98473	3150	3.3%	148053	-4630	-3.0%	145.92	147.85
2023/08/22	28680	-6109	-17.6%	124003	8253	7.1%	95323	14362	17.7%	152683	2144	1.4%	145.87	146.19
2023/08/15	34789	11654	50.4%	115750	9435	8.9%	80961	-2219	-2.7%	150539	21089	16.3%	145.57	146.37
2023/08/08	23135	-3714	-13.8%	106315	250	0.2%	83180	3964	5.0%	129450	-3464	-2.6%	143.35	145.34
2023/08/01	26849	-3509	-11.6%	106065	-2045	-1.9%	79216	1464	1.9%	132914	-5554	-4.0%	142.81	144.94
2023/07/25	30358	582	2.0%	108110	-11905	-9.9%	77752	-12487	-13.8%	138468	-11323	-7.6%	140.94	141.82
2023/07/18	29776	-62	-0.2%	120015	-27005	-18.4%	90239	-26943	-23.0%	149791	-27067	-15.3%	138.83	141.09
2023/07/11	29838	-11875	-28.5%	147020	-12613	-7.9%	117182	-738	-0.6%	176858	-24488	-12.2%	140.36	141.77
2023/07/03	41713	3695	9.7%	159633	8745	5.8%	117920	5050	4.5%	201346	12440	6.6%	144.66	138.90
2023/06/27	38018	5774	17.9%	150888	10988	7.9%	112870	5214	4.8%	188906	16762	9.7%	144.04	142.12
2023/06/20	32244	-4844	-13.1%	139900	-1164	-0.8%	107656	3680	3.5%	172144	-6008	-3.4%	141.40	144.27
2023/06/13	37088	2937	8.6%	141064	2096	1.5%	103976	-841	-0.8%	178152	5033	2.9%	140.21	143.79
2023/06/06	34151	-6585	-16.2%	138968	2039	1.5%	104817	8624	9.0%	173119	-4546	-2.6%	139.64	141.84
2023/05/30	40736	3976	10.8%	136929	19509	16.6%	96193	15533	19.3%	177665	23485	15.2%	139.79	139.45
2023/05/23	36760	7266	24.6%	117420	23135	24.5%	80660	15869	24.5%	154180	30401	24.6%	138.54	139.98
2023/05/16	29494	7265	32.7%	94285	11041	13.3%	64791	3776	6.2%	123779	18306	17.4%	136.38	140.57
2023/05/09	22229			83244			61015			105473			135.22	137.97

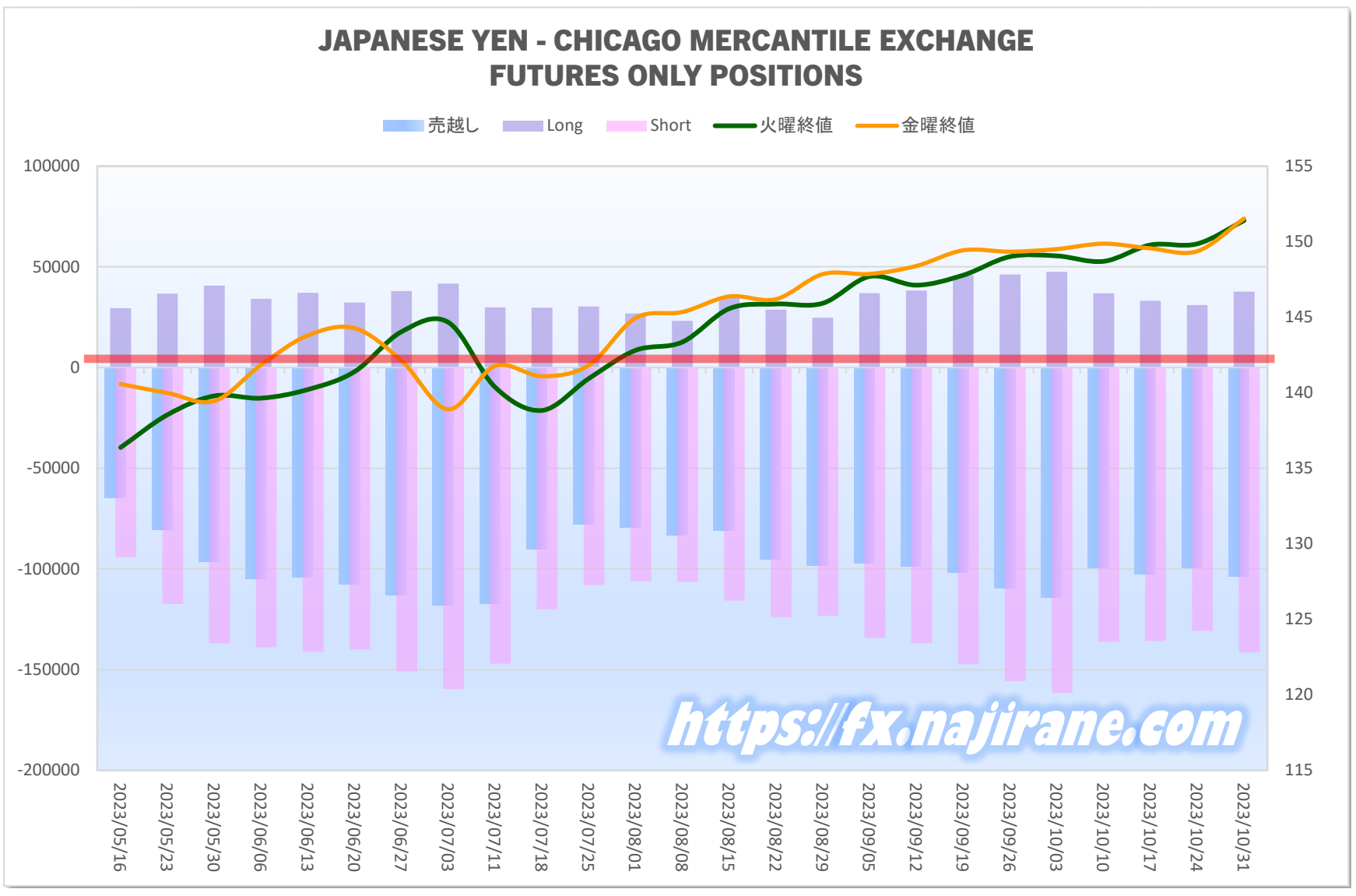

EURO FX - CHICAGO MERCANTILE EXCHANGE **Code-099741**

2023/05/09 ～ 2023/10/31 **2023/11/24 NYクローズ時公表値**

Report_Date	Non Commercial Positions												参考引け値	
	Long	増減		Short	増減		売り越し	増減		売買計	増減		10/31(火)	11/10(金)
2023/10/31	210834	-4735	-2.2%	125445	-4871	-3.7%	-85389	136	0.2%	336279	-9606	-2.8%	1.0579	1.0685
2023/10/24	215569	1256	0.6%	130316	-1587	-1.2%	-85253	2843	3.4%	345885	-331	-0.1%	1.0593	1.0732
2023/10/17	214313	6791	3.3%	131903	-87	-0.1%	-82410	6878	9.1%	346216	6704	2.0%	1.0579	1.0571
2023/10/10	207522	-4261	-2.0%	131990	-850	-0.6%	-75532	-3411	-4.3%	339512	-5111	-1.5%	1.0605	1.0592
2023/10/03	211783	267	0.1%	132840	19723	17.4%	-78943	-19456	-19.8%	344623	19990	6.2%	1.0465	1.0514
2023/09/26	211516	4092	2.0%	113117	7674	7.3%	-98399	-3582	-3.5%	324633	11766	3.8%	1.0571	1.0590
2023/09/19	207424	-4952	-2.3%	105443	6147	6.2%	-101981	-11099	-9.8%	312867	1195	0.4%	1.0680	1.0573
2023/09/12	212376	-23356	-9.9%	99296	-205	-0.2%	-113080	-23151	-17.0%	311672	-23561	-7.0%	1.0760	1.0644
2023/09/05	235732	5190	2.3%	99501	15638	18.6%	-136231	-10448	-7.1%	335233	20828	6.6%	1.0723	1.0660
2023/08/29	230542	-8849	-3.7%	83863	3232	4.0%	-146679	-12081	-7.6%	314405	-5617	-1.8%	1.0879	1.0700
2023/08/22	239391	6925	3.0%	80631	8028	11.1%	-158760	-1103	-0.7%	320022	14953	4.9%	1.0845	1.0775
2023/08/15	232466	4418	1.9%	72603	-5634	-7.2%	-159863	10052	6.7%	305069	-1216	-0.4%	1.0905	1.0803
2023/08/08	228048	-12026	-5.0%	78237	10225	15.0%	-149811	-22251	-12.9%	306285	-1801	-0.6%	1.0955	1.0873
2023/08/01	240074	-10573	-4.2%	68012	-5405	-7.4%	-172062	-5168	-2.9%	308086	-15978	-4.9%	1.1019	1.0947
2023/07/25	250647	-13867	-5.2%	73417	-12265	-14.3%	-177230	-1602	-0.9%	324064	-26132	-7.5%	1.1058	1.1007
2023/07/18	264514	40163	17.9%	85682	1493	1.8%	-178832	38670	27.6%	350196	41656	13.5%	1.1229	1.1023
2023/07/11	224351	3079	1.4%	84189	5754	7.3%	-140162	-2675	-1.9%	308540	8833	2.9%	1.1007	1.1125
2023/07/03	221272	-2705	-1.2%	78435	-514	-0.7%	-142837	-2191	-1.5%	299707	-3219	-1.1%	1.0912	1.1226
2023/06/27	223977	-5422	-2.4%	78949	-5801	-6.8%	-145028	379	0.3%	302926	-11223	-3.6%	1.0961	1.0967
2023/06/20	229399	3261	1.4%	84750	10434	14.0%	-144649	-7173	-4.7%	314149	13695	4.6%	1.0918	1.0913
2023/06/13	226138	-9922	-4.2%	74316	-3323	-4.3%	-151822	-6599	-4.2%	300454	-13245	-4.2%	1.0790	1.0891
2023/06/06	236060	-5757	-2.4%	77639	1547	2.0%	-158421	-7304	-4.4%	313699	-4210	-1.3%	1.0695	1.0935
2023/05/30	241817	-8253	-3.3%	76092	-242	-0.3%	-165725	-8011	-4.6%	317909	-8495	-2.6%	1.0734	1.0744
2023/05/23	250070	-8666	-3.3%	76334	4687	6.5%	-173736	-13353	-7.1%	326404	-3979	-1.2%	1.0773	1.0708
2023/05/16	258736	-1599	-0.6%	71647	-9266	-11.5%	-187089	7667	4.3%	330383	-10865	-3.2%	1.0862	1.0730
2023/05/09	260335			80913			-179422			341248			1.0964	1.0807

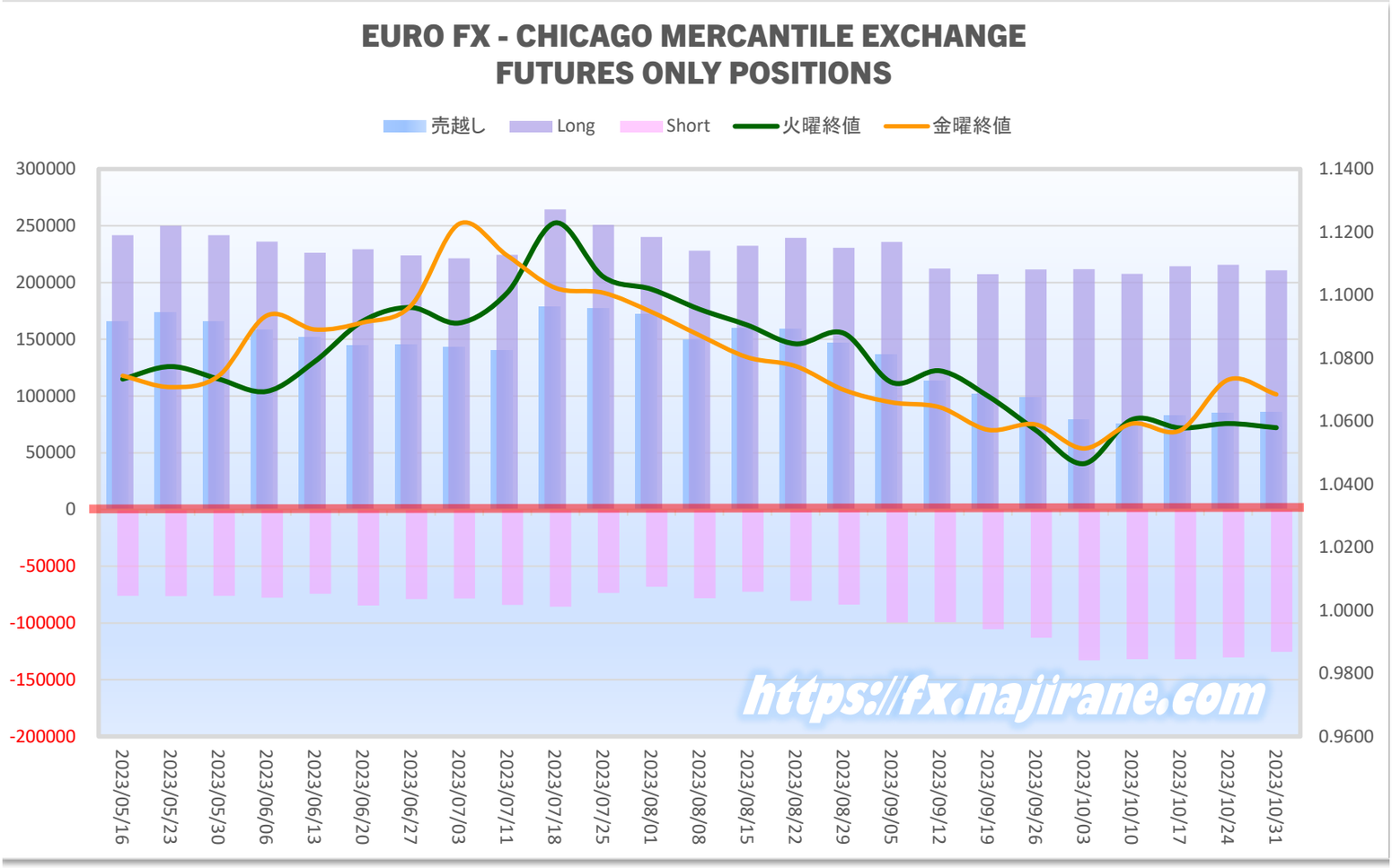

	2023/10/03			2023/10/10			2023/10/17			2023/10/24			2023/10/31		
	Long	Short	売り越し	Long	Short	売り越し	Long	Short	売り越し	Long	Short	売り越し	Long	Short	売り越し
JPY	47544	161532	113988	36780	136256	99476	33139	135797	102658	30964	130593	99629	**37641**	**141489**	**103848**
	前週比 枚数増減（枚）			-10764	-25276	-14512	-3641	-459	3182	-2175	-5204	-3029	6677	10896	4219
	前週比 枚数増減（%）			-22.6%	-15.6%	-12.7%	-9.9%	-0.3%	3.2%	-6.6%	-3.8%	-3.0%	21.6%	8.3%	4.2%
EUR	211783	132840	-78943	207522	131990	-75532	214313	131903	-82410	215569	130316	-85253	**210834**	**125445**	**-85389**
	前週比 枚数増減（枚）			-4261	-850	-3411	6791	-87	6878	1256	-1587	2843	-4735	-4871	136
	前週比 枚数増減（%）			-2.0%	-0.6%	-4.3%	3.3%	-0.1%	9.1%	0.6%	-1.2%	3.4%	-2.2%	-3.7%	0.2%
GBP	73911	80591	6680	66290	76338	10048	65537	76746	11209	67119	85755	18636	**63712**	**84083**	**20371**
	前週比 枚数増減（枚）			-7621	-4253	3368	-753	408	1161	1582	9009	7427	-3407	-1672	1735
	前週比 枚数増減（%）			-10.3%	-5.3%	50.4%	-1.1%	0.5%	11.6%	2.4%	11.7%	66.3%	-5.1%	-1.9%	9.3%
AUD	39465	121452	81987	31827	108404	76577	31565	112304	80739	28018	111099	83081	**32805**	**107915**	**75110**
	前週比 枚数増減（枚）			-7638	-13048	-5410	-262	3900	4162	-3547	-1205	2342	4787	-3184	-7971
	前週比 枚数増減（%）			-19.4%	-10.7%	-6.6%	-0.8%	3.6%	5.4%	-11.2%	-1.1%	2.9%	17.1%	-2.9%	-9.6%
CAD	21674	61825	40151	20342	66831	46489	21640	70179	48539	22326	70965	48639	**25418**	**74750**	**49332**
	前週比 枚数増減（枚）			-1332	5006	6338	1298	3348	2050	686	786	100	3092	3785	693
	前週比 枚数増減（%）			-6.1%	8.1%	15.8%	6.4%	5.0%	4.4%	3.2%	1.1%	0.2%	13.8%	5.3%	1.4%
CHF	11143	27885	16742	11633	27708	16075	10327	27405	17078	9807	24902	15095	**8888**	**23798**	**14910**
	前週比 枚数増減（枚）			490	-177	-667	-1306	-303	1003	-520	-2503	-1983	-919	-1104	-185
	前週比 枚数増減（%）			4.4%	-0.6%	-4.0%	-11.2%	-1.1%	6.2%	-5.0%	-9.1%	-11.6%	-9.4%	-4.4%	-1.2%
NZD	15895	23545	7650	18672	22761	4089	16008	21907	5899	13448	26299	12851	**14332**	**27149**	**12817**
	前週比 枚数増減（枚）			2777	-784	-3561	-2664	-854	1810	-2560	4392	6952	884	850	-34
	前週比 枚数増減（%）			17.5%	-3.3%	-46.5%	-14.3%	-3.8%	44.3%	-16.0%	20.0%	117.9%	6.6%	3.2%	-0.3%
MXN	90848	26334	-64514	70525	18292	-52233	63351	19046	-44305	54446	16585	-37861	**57470**	**26173**	**-31297**
	前週比 枚数増減（枚）			-20323	-8042	-12281	-7174	754	-7928	-8905	-2461	-6444	3024	9588	-6564
	前週比 枚数増減（%）			-22.4%	-30.5%	-19.0%	-10.2%	4.1%	-15.2%	-14.1%	-12.9%	-14.5%	5.6%	57.8%	-17.3%
Total All 8	**512263**	**636004**	**123741**	**463591**	**588580**	**124989**	**455880**	**595287**	**139407**	**441697**	**596514**	**154817**	**451100**	**610802**	**159702**
	前週比 枚数増減（枚）			-48672	-47424	1248	-7711	6707	14418	-14183	1227	15410	9403	14288	4885
	前週比 枚数増減（%）			-9.5%	-7.5%	1.0%	-1.7%	1.1%	11.5%	-3.1%	0.2%	11.1%	2.1%	2.4%	3.2%
Total 7 （MXN除く）	**421415**	**609670**	**188255**	**393066**	**570288**	**177222**	**392529**	**576241**	**183712**	**387251**	**579929**	**192678**	**393630**	**584629**	**190999**
	前週比 枚数増減（枚）			-28349	-39382	-11033	-537	5953	6490	-5278	3688	8966	6379	4700	-1679
	前週比 枚数増減（%）			-6.7%	-6.5%	-5.9%	-0.1%	1.0%	3.7%	-1.3%	0.6%	4.9%	1.6%	0.8%	-0.9%

直近5週 CFTC IMM主要7通貨の売買構成

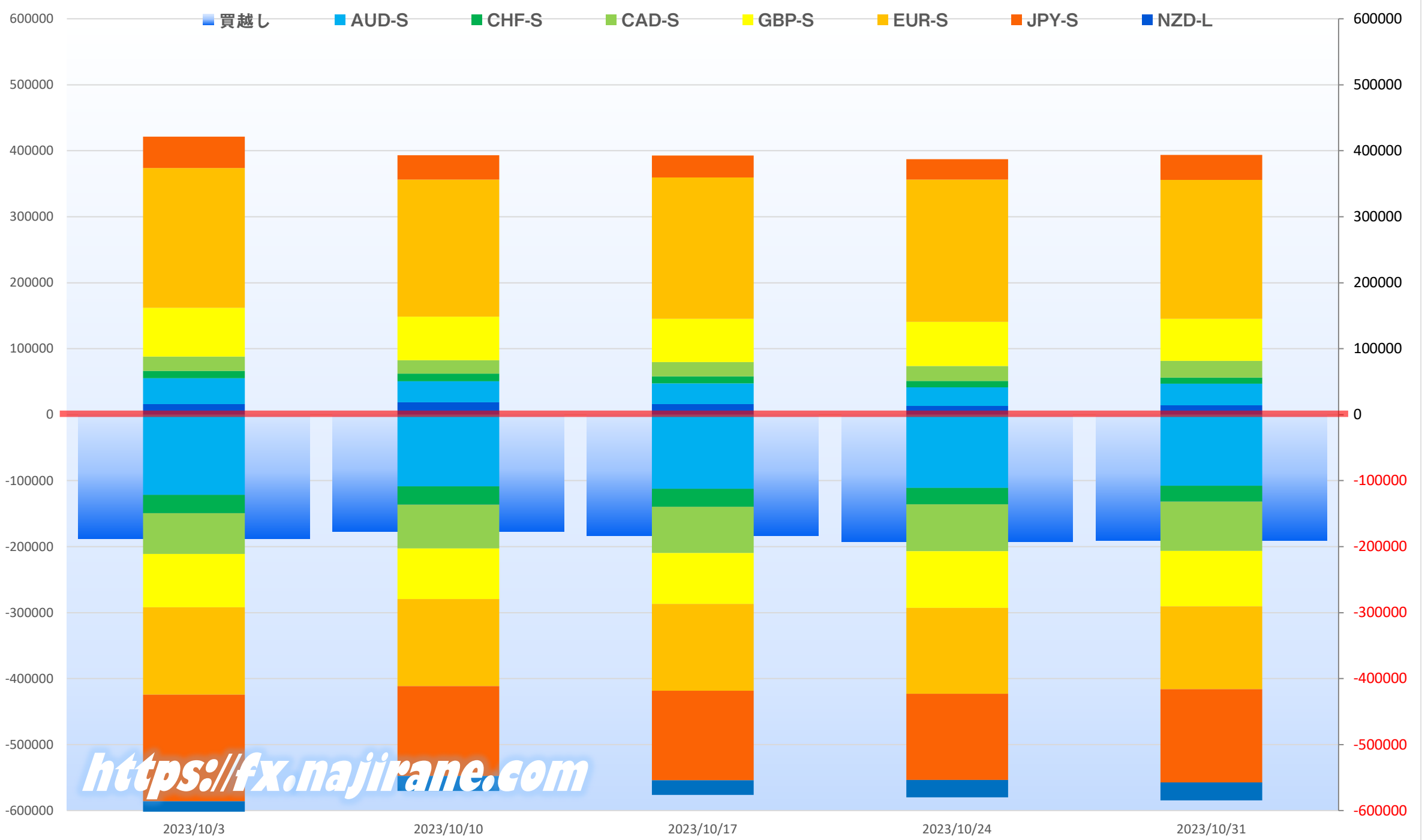

JAPANESE YEN - CHICAGO MERCANTILE EXCHANGE
FUTURES ONLY POSITIONS

Code-097741
2023/11/24 公表値

Date	投機筋集計				実需筋集計				投機筋＋実需筋合計				ドル円終値	
	円買い	円売り	売り越し	売買計	円買い	円売り	売り越し	売買計	円買い	円売り	売り越し	売買計	火曜締め	金曜締め
2023/10/31	37641	141489	103848	179130	193460	85894	-107566	279354	231101	227383	-3718	458484	151.40	151.53
2023/10/24	30964	130593	99629	161557	186381	81572	-104809	267953	217345	212165	-5180	429510	149.86	149.37
2023/10/17	33139	135797	102658	168936	193634	81275	-112359	274909	226773	217072	-9701	443845	149.78	149.56
2023/10/10	36780	136256	99476	173036	182514	76362	-106152	258876	219294	212618	-6676	431912	148.70	149.87
2023/10/03	47544	161532	113988	209076	194193	76324	-117869	270517	241737	237856	-3881	479593	149.06	149.51
2023/09/26	46169	155681	109512	201850	200015	79788	-120227	279803	246184	235469	-10715	481653	149.01	149.34
2023/09/19	45737	147356	101619	193093	183927	72482	-111445	256409	229664	219838	-9826	449502	147.78	149.43
2023/09/12	38247	136960	98713	175207	183589	76945	-106644	260534	221836	213905	-7931	435741	147.12	148.39
2023/09/05	37014	134150	97136	171164	190804	84937	-105867	275741	227818	219087	-8731	446905	147.70	147.86
2023/08/29	24790	123263	98473	148053	181043	77975	-103068	259018	205833	201238	-4595	407071	145.92	147.85
2023/08/22	28680	124003	95323	152683	180967	76343	-104624	257310	209647	200346	-9301	409993	145.87	146.19
2023/08/15	34789	115750	80961	150539	175636	85139	-90497	260775	210425	200889	-9536	411314	145.57	146.37
2023/08/08	23135	106315	83180	129450	169528	80407	-89121	249935	192663	186722	-5941	379385	143.35	145.34
2023/08/01	26849	106065	79216	132914	164659	81371	-83288	246030	191508	187436	-4072	378944	142.81	144.94
2023/07/25	30358	108110	77752	138468	161166	74611	-86555	235777	191524	182721	-8803	374245	140.94	141.82
2023/07/18	29776	120015	90239	149791	170491	72296	-98195	242787	200267	192311	-7956	392578	138.83	141.09
2023/07/11	29838	147020	117182	176858	190189	61112	-129077	251301	220027	208132	-11895	428159	140.36	141.77
2023/07/03	41713	159633	117920	201346	190157	64147	-126010	254304	231870	223780	-8090	455650	144.66	138.90
2023/06/27	38018	150888	112870	188906	181511	59145	-122366	240656	219529	210033	-9496	429562	144.04	142.12
2023/06/20	32244	139900	107656	172144	175201	56929	-118272	232130	207445	196829	-10616	404274	141.40	144.27
2023/06/13	37088	141064	103976	178152	175067	56886	-118181	231953	212155	197950	-14205	410105	140.21	143.79
2023/06/06	34151	138968	104817	173119	174461	60725	-113736	235186	208612	199693	-8919	408305	139.64	141.84
2023/05/30	40736	136929	96193	177665	166931	60419	-106512	227350	207667	197348	-10319	405015	139.79	139.45
2023/05/23	36760	117420	80660	154180	157498	65120	-92378	222618	194258	182540	-11718	376798	138.54	139.98
2023/05/16	29494	94285	64791	123779	142392	66255	-76137	208647	171886	160540	-11346	332426	136.38	140.57
2023/05/09	22229	83244	61015	105473	137992	68830	-69162	206822	160221	152074	-8147	312295	135.22	137.97
2023/05/02	28088	96412	68324	124500	141332	63811	-77521	205143	169420	160223	-9197	329643	136.55	135.70
2023/04/25	13680	82424	68744	96104	135330	62705	-72625	198035	149010	145129	-3881	294139	133.73	134.85
2023/04/18	15661	72530	56869	88191	132747	71102	-61645	203849	148408	143632	-4776	292040	134.08	136.24
2023/04/11	11933	69140	57207	81073	132604	76255	-56349	208859	144537	145395	858	289932	133.67	134.08

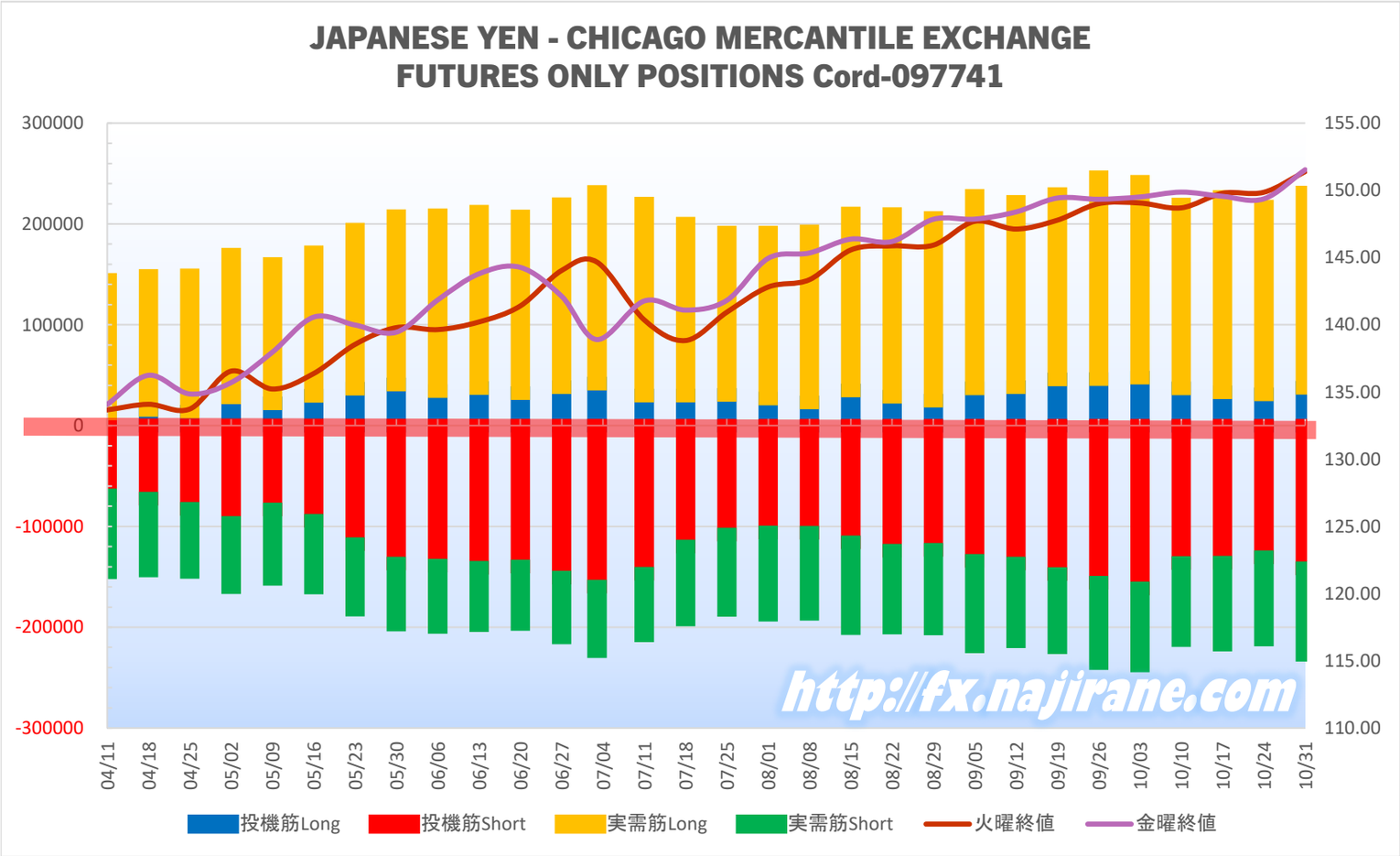

EURO FX - CHICAGO MERCANTILE EXCHANGE
FUTURES ONLY POSITIONS

Code-099741
2023/11/24 公表値

Date	投機筋集計				実需筋集計				投機筋＋実需筋合計				ユーロドル終値	
	EUR買い	EUR売り	売り越し	売買計	EUR買い	EUR売り	売り越し	売買計	EUR買い	EUR売り	売り越し	売買計	火曜締め	金曜締め
2023/10/31	210834	125445	-85389	336279	393348	502379	109031	895727	604182	627824	23642	1232006	1.0579	1.0685
2023/10/24	215569	130316	-85253	345885	396435	504431	107996	900866	612004	634747	22743	1246751	1.0593	1.0732
2023/10/17	214313	131903	-82410	346216	391704	493327	101623	885031	606017	625230	19213	1231247	1.0579	1.0571
2023/10/10	207522	131990	-75532	339512	383243	481536	98293	864779	590765	613526	22761	1204291	1.0605	1.0592
2023/10/03	211783	132840	-78943	344623	388473	493225	104752	881698	600256	626065	25809	1226321	1.0465	1.0514
2023/09/26	211516	113117	-98399	324633	387030	511437	124407	898467	598546	624554	26008	1223100	1.0571	1.0590
2023/09/19	207424	105443	-101981	312867	388465	517207	128742	905672	595889	622650	26761	1218539	1.0680	1.0573
2023/09/12	212376	99296	-113080	311672	412967	562948	149981	975915	625343	662244	36901	1287587	1.0760	1.0644
2023/09/05	235732	99501	-136231	335233	406485	582339	175854	988824	642217	681840	39623	1324057	1.0723	1.0660
2023/08/29	230542	83863	-146679	314405	411996	600147	188151	1012143	642538	684010	41472	1326548	1.0879	1.0700
2023/08/22	239391	80631	-158760	320022	410413	610812	200399	1021225	649804	691443	41639	1341247	1.0845	1.0775
2023/08/15	232466	72603	-159863	305069	420942	626226	205284	1047168	653408	698829	45421	1352237	1.0905	1.0803
2023/08/08	228048	78237	-149811	306285	425875	621325	195450	1047200	653923	699562	45639	1353485	1.0955	1.0873
2023/08/01	240074	68012	-172062	308086	404493	626064	221571	1030557	644567	694076	49509	1338643	1.1019	1.0947
2023/07/25	250647	73417	-177230	324064	402626	636895	234269	1039521	653273	710312	57039	1363585	1.1058	1.1007
2023/07/18	264514	85682	-178832	350196	406328	635671	229343	1041999	670842	721353	50511	1392195	1.1229	1.1023
2023/07/11	224351	84189	-140162	308540	403460	595922	192462	999382	627811	680111	52300	1307922	1.1007	1.1125
2023/07/03	221272	78435	-142837	299707	401256	590715	189459	991971	622528	669150	46622	1291678	1.0912	1.1226
2023/06/27	223977	78949	-145028	302926	403130	596390	193260	999520	627107	675339	48232	1302446	1.0961	1.0967
2023/06/20	229399	84750	-144649	314149	398646	591369	192723	990015	628045	676119	48074	1304164	1.0918	1.0913
2023/06/13	226138	74316	-151822	300454	456529	653600	197071	1110129	682667	727916	45249	1410583	1.0790	1.0891
2023/06/06	236060	77639	-158421	313699	419532	623448	203916	1042980	655592	701087	45495	1356679	1.0695	1.0935
2023/05/30	241817	76092	-165725	317909	415872	629887	214015	1045759	657689	705979	48290	1363668	1.0734	1.0744
2023/05/23	250070	76334	-173736	326404	418071	642266	224195	1060337	668141	718600	50459	1386741	1.0773	1.0708
2023/05/16	258736	71647	-187089	330383	416383	654716	238333	1071099	675119	726363	51244	1401482	1.0862	1.0730
2023/05/09	260335	80913	-179422	341248	418410	652670	234260	1071080	678745	733583	54838	1412328	1.0964	1.0807
2023/05/02	246832	73343	-173489	320175	418940	640643	221703	1059583	665772	713986	48214	1379758	1.1002	1.0852
2023/04/25	243516	74116	-169400	317632	418842	643279	224437	1062121	662358	717395	55037	1379753	1.0975	1.1018
2023/04/18	242369	78008	-164361	320377	417586	630871	213285	1048457	659955	708879	48924	1368834	1.0973	1.1020
2023/04/11	244180	80842	-163338	325022	411456	623521	212065	1034977	655636	704363	48727	1359999	1.0912	1.0990

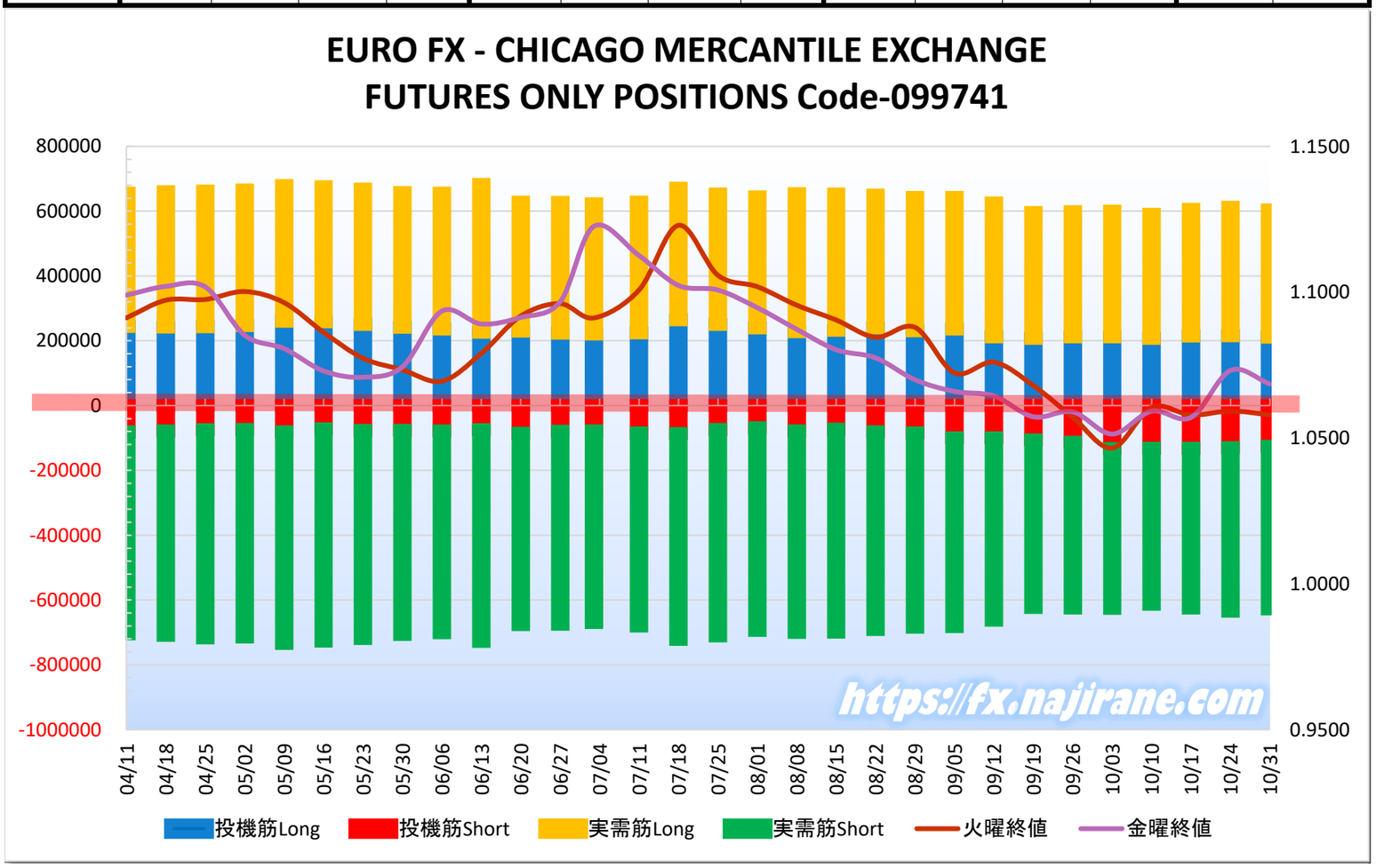

Bitcoin/USD 及び CME Futures (当月及び限月別)

※取引単位=5ビットコイン
（CME CFビットコイン参考基準レート＝BRRを対象）

Bitcoin/USD					CME Futures 2023/11		CME Futures 2023/12		CME Futures 2024/01		CME Futures 2024/02		CME Futures 2024/03	
Date	Open	High	Low	Close	Close	Volume	Close	Volume	Close	Volume	Close	Volume	Close	Volume
2023/11/11	37310	37407	36774	36984	0	0	0	0	0	0	0	0	0	0
2023/11/10	36702	37494	36363	37314	37555	16525	37995	2918	38305	267	38575	61	38825	7
2023/11/9	35634	37926	35592	36693	36805	16525	37210	2918	37470	267	37705	61	37930	7
2023/11/8	35419	35994	35148	35655	35895	7862	36355	1377	36635	72	36875	2	37080	1
2023/11/7	35048	35892	34546	35444	36145	8038	36565	746	36875	55	37155	15	37355	4
2023/11/6	35045	35286	34765	35037	35320	5080	35730	582	36040	74	36305	42	36495	8
2023/11/5	35090	35340	34594	35049	0	0	0	0	0	0	0	0	0	0
2023/11/4	34736	35256	34617	35082	0	0	0	0	0	0	0	0	0	0
2023/11/3	34942	34942	34133	34732	34805	6829	35200	451	35495	55	35750	27	35930	3
2023/11/2	35442	35920	34402	34938	35300	10328	35695	1530	35970	79	36185	2	36375	7
2023/11/1	34657	35528	34171	35437	34965	9752	35320	1667	35590	68	35785	0	35975	0
2023/10/31	34500	34719	34083	34668	34905	5971	35220	546	35465	36	35640	5	35815	5
2023/10/30	34532	34844	34111	34502	34765	6449	35060	874	35300	43	35460	4	35630	3
2023/10/29	34089	34743	33948	34538	0	0	0	0	0	0	0	0	0	0
2023/10/28	33908	34399	33875	34090	0	0	0	0	0	0	0	0	0	0
2023/10/27	34157	34238	33417	33910	33955	7077	34255	447	34485	20	34660	12	34830	16
2023/10/26	34504	34833	33762	34157	34305	11346	34635	2126	34880	91	35050	78	35220	110
2023/10/25	33916	35134	33709	34503	35215	8730	35585	1970	35910	18	36135	0	36310	0
2023/10/24	33077	35150	32881	33902	34155	10369	34485	1446	34770	41	34965	6	35100	9
2023/10/23	30141	34370	30098	33086	31770	6418	32045	509	32290	31	32480	4	32635	10
2023/10/22	29919	30199	29720	29994	0	0	0	0	0	0	0	0	0	0
2023/10/21	29683	30287	29482	29918	0	0	0	0	0	0	0	0	0	0
2023/10/20	28733	30104	28602	29683	29895	2119	30140	245	30355	22	30525	4	30675	17
2023/10/19	28332	28892	28178	28720	29095	1011	29335	205	29555	6	29690	0	29805	0
2023/10/18	28414	28889	28174	28328	28515	565	28730	79	28925	1	29055	0	29255	0
2023/10/17	28522	28619	28110	28416	28810	490	29020	102	29215	1	29350	0	29530	0
2023/10/16	27163	29448	27130	28519	28775	2162	28980	401	29170	21	29305	7	29490	12
2023/10/15	26858	27289	26818	27160	0	0	0	0	0	0	0	0	0	0
2023/10/14	26866	26969	26815	26862	0	0	0	0	0	0	0	0	0	0
2023/10/13	26753	27093	26686	26862	27000	473	27200	17	27390	0	27555	7	27670	0
2023/10/12	26873	26921	26558	26757	26925	280	27130	18	27325	0	27495	0	27630	0
2023/10/11	27392	27474	26561	26873	26985	744	27185	54	27380	1	27555	0	27755	0
2023/10/10	27589	27716	27302	27391	27670	457	27875	47	28050	0	28215	0	28415	0
2023/10/9	27934	27989	27303	27584	27925	613	28115	34	28275	0	28445	0	28650	0
2023/10/8	27972	28102	27741	27935	0	0	0	0	0	0	0	0	0	0
2023/10/7	27947	28028	27870	27969	0	0	0	0	0	0	0	0	0	0
2023/10/6	27412	28253	27216	27947	28310	808	28490	30	28655	0	28825	0	29035	0
2023/10/5	27799	28092	27376	27416	27775	965	27960	61	28165	0	28330	0	28535	0
2023/10/4	27429	27827	27248	27799	27950	425	28135	53	28310	0	28480	0	28685	0
2023/10/3	27508	27667	27216	27430	27575	483	27760	37	27955	0	28125	0	28330	0
2023/10/2	27977	28494	27348	27531	28335	824	28540	72	28750	0	28955	0	29055	6
2023/10/1	26967	28047	26965	27984	0	0	0	0	0	0	0	0	0	0
2023/9/30	26912	27092	26889	26968	0	0	0	0	0	0	0	0	0	0
2023/9/29	27025	27226	26722	26912	27275	320	27470	18	27680	0	27900	0	28125	0
2023/9/28	26356	27260	26327	27022	27560	1949	27745	119	27905	0	28090	0	28315	2
2023/9/27	26209	26818	26111	26353	26620	1406	26820	18	27025	0	27205	0	27395	0
2023/9/26	26295	26390	26091	26217	26620	1609	26810	16	27030	0	27210	0	27425	0
2023/9/25	26254	26422	26011	26298	26735	351	26925	33	27140	0	27320	0	27540	0
2023/9/24	26579	26716	26221	26257	0	0	0	0	0	0	0	0	0	0
2023/9/23	26579	26634	26521	26579	0	0	0	0	0	0	0	0	0	0
2023/9/22	26564	26726	26496	26580	26920	183	27110	46	27360	0	27540	0	27690	0
2023/9/21	27130	27153	26389	26568	27015	194	27185	21	27435	0	27620	0	27825	0
2023/9/20	27210	27380	26864	27132	27335	306	27520	35	27750	0	27985	0	28210	0
2023/9/19	26761	27489	26682	27211	27615	278	27810	11	28040	0	28260	0	28460	0
2023/9/18	26533	27415	26416	26754	27220	94	27405	2	27635	0	27885	0	28075	0
2023/9/17	26568	26618	26445	26534	0	0	0	0	0	0	0	0	0	0
2023/9/16	26606	26755	26474	26568	0	0	0	0	0	0	0	0	0	0
2023/9/15	26534	26840	26241	26609	26730	38	26885	1	27160	0	27395	0	27580	0
2023/9/14	26228	26775	26171	26540	27025	40	27175	9	27425	0	27675	0	27855	0
2023/9/13	25838	26376	25781	26228	26465	38	26625	18	26895	0	27140	0	27325	0
2023/9/12	25161	26452	25133	25833	26385	131	26535	8	26805	1	27050	0	27235	0
2023/9/11	25832	25884	24930	25163	25325	77	25505	5	25775	0	26025	0	26185	0
2023/9/10	25895	25978	25640	25832	0	0	0	0	0	0	0	0	0	0
2023/9/9	25905	25922	25810	25896	0	0	---	---	---	---	---	---	---	---
2023/9/8	26245	26414	25677	25906	26285	43	26460	4	26715	0	26960	0	27040	0
2023/9/7	25748	26409	25608	26240	26275	22	26445	8	26715	0	26960	0	27060	0
2023/9/6	25784	25953	25404	25753	26005	68	26190	13	26465	0	26715	0	26865	0
2023/9/5	25815	25858	25590	25780	26060	68	26255	16	26515	2	26760	0	26955	0
2023/9/4	25968	26082	25657	25812	0	0	---	---	---	---	---	---	---	---
2023/9/3	25869	26087	25817	25970	0	0	---	---	---	---	---	---	---	---

	BTC(BitCoin)/JPY					ETH(Ethereum)/JPY					XRP(Ripple)/JPY				
Date	Open	High	Low	Close	Volume	Open	High	Low	Close	Volume	Open	High	Low	Close	Volume
2023/11/11	5653408.50	5668110.00	5572130.00	5604005.00	2096619.19	314877.78	316473.78	308365.81	310105.75	1545239.27	100.0914	102.9727	97.7148	100.0632	266393.08
2023/11/10	5375476.50	5721896.50	5370207.50	5553577.50	5715455.99	284954.19	322491.38	284294.41	320951.13	3739861.76	103.7922	106.4189	97.6052	101.0237	498251.89
2023/11/9	5326975.50	5430910.00	5303807.00	5378741.00	2609079.50	283816.63	287612.78	282455.59	285011.84	1018509.94	103.2203	105.0612	101.5485	103.7990	267079.55
2023/11/8	5256462.00	5399870.50	5196589.00	5330597.50	2832684.02	285051.63	286951.72	278881.69	283967.81	1384135.93	107.3113	107.3113	98.9907	103.2326	423166.47
2023/11/7	5237549.00	5280501.00	5198341.50	5254899.00	1903759.48	283068.03	286747.03	279908.63	284937.28	1215454.96	98.8074	109.3497	98.7774	107.3132	493959.13
2023/11/6	5241571.00	5280218.00	5168251.00	5238231.50	1855121.83	277448.50	285546.56	276137.66	283087.56	1325222.56	92.0418	98.8104	91.9091	98.8104	287443.61
2023/11/5	5188739.00	5266370.50	5170869.00	5240403.50	1428218.48	273859.50	278922.19	272719.44	277493.75	723733.96	91.5728	92.3169	91.1393	92.0425	121198.89
2023/11/4	5258723.50	5258723.50	5129338.00	5188141.50	2563044.73	271031.81	274113.97	267724.22	273773.81	1138665.43	91.2590	91.8889	89.2512	91.5671	209652.67
2023/11/3	5336716.00	5395196.50	5177361.00	5258086.50	3160151.32	278156.41	281723.16	269408.31	270987.31	1355101.08	91.7838	93.6496	89.2610	91.2670	274914.45
2023/11/2	5244321.50	5360951.50	5160859.50	5336065.00	3379911.00	274776.84	280408.25	269804.56	278130.78	1600465.54	90.8364	92.9720	88.0770	91.7829	268016.54
2023/11/1	5143961.50	5264446.00	5124857.50	5245911.00	2384533.66	269890.63	271774.69	269950.41	274865.66	980236.03	86.3181	92.3323	85.1845	90.8344	335633.24
2023/10/31	5170714.00	5199488.50	5083780.00	5144302.50	2562262.67	268867.94	273079.09	266289.91	269884.22	1123327.01	83.3127	86.9540	82.3850	86.3205	227766.64
2023/10/30	5102225.50	5196687.50	5081001.50	5171723.00	1671124.59	265901.94	270996.66	264328.75	268861.47	652637.32	81.6270	83.9520	81.1500	83.3133	98131.79
2023/10/29	5075038.00	5148626.50	5070111.00	5102256.00	1520717.35	266428.81	269500.25	265433.84	265910.06	632530.88	81.6782	82.3267	81.0702	81.6298	84833.00
2023/10/28	5136056.00	5142096.50	4995423.50	5075348.50	2457320.33	271233.63	271286.72	261819.27	266423.00	1121552.37	83.2567	83.8321	80.6454	81.7369	156989.70
2023/10/27	5178962.50	5240164.00	5078596.00	5136078.50	2921234.99	268294.25	280624.41	265346.38	271270.38	1683625.00	83.3564	85.2266	81.9248	83.2563	210703.83
2023/10/26	5082537.50	5268190.00	5052772.50	5178742.50	3790577.17	267479.50	272075.94	264137.03	268281.59	1416768.01	83.7128	84.3724	81.2660	83.3493	209602.70
2023/10/25	4954219.50	5255504.50	4924732.50	5080362.00	6733798.97	264508.38	277562.69	263620.03	267409.44	2381022.55	81.9120	87.3255	80.2976	83.6996	405497.35
2023/10/24	4517636.50	5144051.50	4510626.00	4955556.50	5745980.77	251034.78	268555.59	249426.55	264413.72	2151141.59	78.4795	82.4103	78.2354	81.9085	254488.44
2023/10/23	4483461.50	4525537.50	4453739.00	4495635.00	1565776.66	244158.50	249919.86	243362.31	249323.20	786657.46	78.1042	78.5015	77.3254	78.3130	83392.78
2023/10/22	4448205.00	4538732.00	4417989.50	4483425.00	1729499.19	240490.72	245948.38	238786.23	244159.52	631216.40	77.3236	79.3456	76.7751	78.1109	98379.25
2023/10/21	4304568.00	4513759.00	4287333.00	4448140.00	3227297.19	234843.55	244158.63	234186.08	240467.44	1011144.89	77.9148	79.2707	76.4347	77.3258	205267.56
2023/10/20	4243401.00	4326527.00	4221380.00	4302619.50	2164516.57	234237.06	235660.64	231300.05	234826.48	754328.42	73.1354	78.2720	71.6846	77.9221	207492.83
2023/10/19	4255094.50	4323861.50	4220427.00	4242791.00	1905717.61	234425.34	237219.34	233259.83	234205.88	652127.89	73.6356	73.6691	72.9908	73.1365	110025.75
2023/10/18	4266342.50	4285971.00	4204033.00	4255426.50	2227248.99	239423.47	239507.52	232825.47	234433.84	753674.65	74.4884	74.5115	73.1751	73.6340	115826.98
2023/10/17	4062537.75	4404887.00	4055217.50	4265949.00	4163398.21	233066.83	243541.52	232575.23	239408.31	1323325.78	72.9628	75.6069	72.6426	74.4876	161934.73
2023/10/16	4016884.00	4081764.00	4010884.00	4062092.75	1061631.93	232577.17	234197.89	231900.94	233030.38	437224.65	72.8018	73.1871	72.6360	72.9640	57652.16
2023/10/15	4018109.25	4033483.50	4010389.50	4017436.75	805846.72	232156.56	233362.20	231180.69	232604.20	363313.34	72.6398	72.9823	72.3831	72.8020	53440.96
2023/10/14	4007313.75	4051983.50	3990491.25	4017536.75	2268124.11	230591.64	235071.02	230340.09	232130.50	684258.14	72.3558	73.2529	71.6821	72.6411	104230.61
2023/10/13	4005028.50	4018132.50	3977889.25	4007900.75	1406963.88	233439.97	233862.83	228069.73	230618.55	749538.78	72.8474	72.8562	70.9104	72.3561	121741.21
2023/10/12	4071232.00	4084489.75	3965852.50	4005032.75	2034027.17	233001.41	234726.83	231198.50	233424.88	807242.14	73.9244	73.9563	71.7147	72.8533	118370.67
2023/10/11	4092444.25	4126709.75	4060538.75	4071075.00	1482320.07	234385.94	237487.58	230969.30	233006.19	781035.58	74.6505	74.6505	73.3942	73.9330	99671.91
2023/10/10	4166859.50	4174356.75	4060855.00	4091625.00	1781157.52	243655.11	243951.59	230986.98	234340.61	1041430.62	77.2638	77.5182	73.6673	74.6461	146829.05
2023/10/9	4174073.75	4193546.50	4139600.50	4166951.50	1180924.66	243931.75	244905.44	241474.30	243669.09	494566.30	77.8775	78.1253	77.1155	77.2619	53169.94
2023/10/8	4170358.50	4182492.00	4158964.00	4173650.00	977878.04	245596.13	245950.22	243409.58	243909.94	384850.53	78.5207	78.5207	77.7214	77.8814	47977.65
2023/10/7	4069960.00	4215985.00	4066380.00	4170331.00	2013402.14	239244.30	247655.28	239244.30	245599.20	737351.87	77.7040	78.9518	77.4702	78.5212	102144.63
2023/10/6	4141667.25	4174605.00	4061512.75	4070522.75	1763451.48	245500.81	246235.30	238985.91	239260.75	802312.32	79.4043	79.4043	76.9990	77.7057	122333.63
2023/10/5	4091899.50	4148774.75	4063428.25	4141778.50	1660227.15	247153.70	247230.91	242788.64	245508.23	763940.10	80.3197	80.7322	78.0313	79.4003	218642.75
2023/10/4	4122527.00	4143454.00	4048815.75	4092034.50	1701830.27	249208.75	250153.48	245374.03	247146.19	707540.19	76.8526	81.2601	75.6168	80.3172	179993.50
2023/10/3	4183384.75	4270141.50	4097792.50	4125903.75	2966286.12	259133.97	261097.67	246648.28	249319.70	1261947.01	78.3845	78.7250	76.5803	76.8555	141869.18
2023/10/2	4028255.50	4193819.25	4027911.25	4184424.25	1421125.53	249629.78	261769.20	249702.34	259257.55	755858.76	76.9831	78.5646	76.9197	78.3846	82156.63
2023/10/1	4019934.00	4046837.25	4016540.00	4028333.00	796344.02	249132.80	252821.88	248943.00	249629.83	471321.82	77.9273	77.9273	76.9591	76.9887	81350.33
2023/9/30	4035751.25	4045478.75	3990412.75	4019938.75	1552967.69	246850.53	250891.13	246303.52	249149.14	825997.16	76.0917	81.3499	75.4821	77.9318	257154.88
2023/9/29	3940080.50	4067946.50	3933670.50	4035259.25	2102486.11	238845.09	248568.19	238802.75	246833.03	994285.36	74.6865	76.0899	74.0505	76.0899	117453.43
2023/9/28	3906659.75	4001338.25	3908468.50	3939618.00	1751847.57	237460.94	243419.08	237304.36	238818.06	827165.10	74.7815	75.5470	74.1580	74.6876	111954.66
2023/9/27	3913304.25	3928437.75	3885383.25	3907815.00	1488389.58	236336.75	237946.13	235315.48	237506.98	528379.69	75.2241	75.4214	74.2989	74.7822	116617.85
2023/9/26	3897014.25	3932828.25	3868295.75	3913858.00	1785571.54	234640.36	237449.38	232725.73	236381.36	654073.41	74.5724	75.3768	73.1098	75.2251	126941.05
2023/9/25	3941189.50	3961457.25	3891492.25	3897467.00	1216119.24	236332.47	237278.73	234011.98	234656.08	458142.35	75.3287	75.8181	74.3851	74.5726	60059.11
2023/9/24	3941068.25	3949317.00	3932462.75	3941192.00	1097968.96	236241.64	236951.69	235517.42	236337.23	311601.03	75.9932	76.1447	75.1610	75.3313	56706.31
2023/9/23	3922201.75	3964931.25	3911456.00	3941218.50	1568616.56	233879.11	237595.17	233118.00	236249.83	513166.18	74.8875	76.5998	74.6416	75.9950	105716.92
2023/9/22	4024820.25	4028925.75	3902364.00	3922730.00	1974303.21	240717.98	241158.41	232590.31	233924.06	766562.98	77.3455	77.3455	74.1683	74.8854	165411.91
2023/9/21	4020637.75	4045746.50	3978731.75	4025141.75	1970306.77	242846.16	243756.80	238512.98	240762.31	764977.31	75.9693	77.7028	75.4848	77.3451	160399.39
2023/9/20	3950396.75	4062646.75	3939899.25	4020769.25	2040251.97	241697.55	245306.17	240457.19	242853.45	651019.99	74.2798	76.3007	74.0724	75.9721	144982.77
2023/9/19	3923341.00	4049669.00	3904237.75	3949426.75	2305113.02	239999.44	246478.53	237961.36	241702.70	873410.66	72.9025	74.7647	72.3580	74.2821	141029.26
2023/9/18	3926075.50	3933474.50	3907921.00	3923517.50	1001678.82	241641.84	241687.94	238961.58	239972.06	448437.14	73.8738	73.9425	72.7433	72.9042	74005.21
2023/9/17	3931731.00	3953686.25	3912179.25	3926127.75	1093835.19	242564.75	243827.08	241254.19	241644.89	416662.83	74.0130	74.3556	73.7169	73.8698	76454.49
2023/9/16	3912769.75	3966354.50	3880068.00	3932099.75	1696417.96	239903.97	244141.02	238307.73	242593.41	642612.11	72.1787	74.4469	72.2313	74.0168	140651.15
2023/9/15	3864321.50	3948427.00	3850936.50	3913633.25	2036671.36	236918.00	241362.05	236945.03	239919.33	816794.21	71.2754	72.7044	70.7220	72.1770	115574.81
2023/9/14	3802284.75	3885039.50	3793288.50	3864328.25	1925963.58	234411.91	238222.34	233032.28	236911.64	733645.93	70.7487	71.7291	69.9422	71.2766	132510.79
2023/9/13	3690451.00	3890596.00	3685685.75	3801665.00	2745626.99	227566.64	237743.14	227337.56	234343.78	1002729.66	69.5812	71.3097	68.9962	70.7459	150998.59
2023/9/12	3800678.50	3784563.00	3653161.25	3690743.75	2141462.55	237878.97	237867.48	224700.69	227587.16	1128477.06	73.2403	73.2010	68.4438	69.5790	187878.14
2023/9/11	3827702.25	3823188.50	3790017.00	3800753.50	1162279.01	241708.94	241741.66	237101.36	237887.67	638480.39	74.4779	74.4815	73.2304	73.2445	74485.99
2023/9/10	3829212.25	3831658.75	3815180.25	3827771.50	810220.84	241832.92	241954.16	240888.44	241701.64	307695.66	74.6257	74.6257	74.2074	74.4774	53175.70
2023/9/9	3866820.25	3880762.75	3781588.50	3829246.00	1598968.31	242778.64	243467.53	238257.06	241845.83	679726.94	74.3840	74.5156	73.2460	74.6245	104867.89
2023/9/8	3803424.75	3889012.00	3774700.25	3866081.50	1633688.33	241110.53	244089.34	239265.94	242747.78	723012.34	74.3358	74.5376	73.3398	74.3828	103077.23
2023/9/7	3802750.75	3830795.00	3748864.25	3804152.25	1883772.24	240978.02	244571.55	237753.44	241108.97	736715.85	74.5436	74.5472	72.8610	74.3367	114293.85
2023/9/6	3782975.50	3817826.75	3755209.25	3802168.25	1636311.06	238850.42	243013.95	236298.84	240936.31	651515.12	74.5015	74.5015	73.8317	74.5407	110735.45
2023/9/5	3796820.00	3812062.50	3757862.50	3782603.00	1565161.63	239160.20	240088.55	237057.47	238812.94	569750.74	73.8435	74.8434	73.0813	74.4983	123574.22
2023/9/4	3782222.25	3814047.25	3774555.00	3797024.50	1310415.52	239342.42	240610.66	237740.86	239217.64	460837.82	72.9717	74.4451	72.7861	73.8435	91030.45
2023/9/3	3772198.00	3796961.25	3765207.00	3782123.50	1476717.73	238102.05	240363.97	238016.72	239339.77	430364.98	72.8184	73.4105	72.4240	72.9692	96736.12

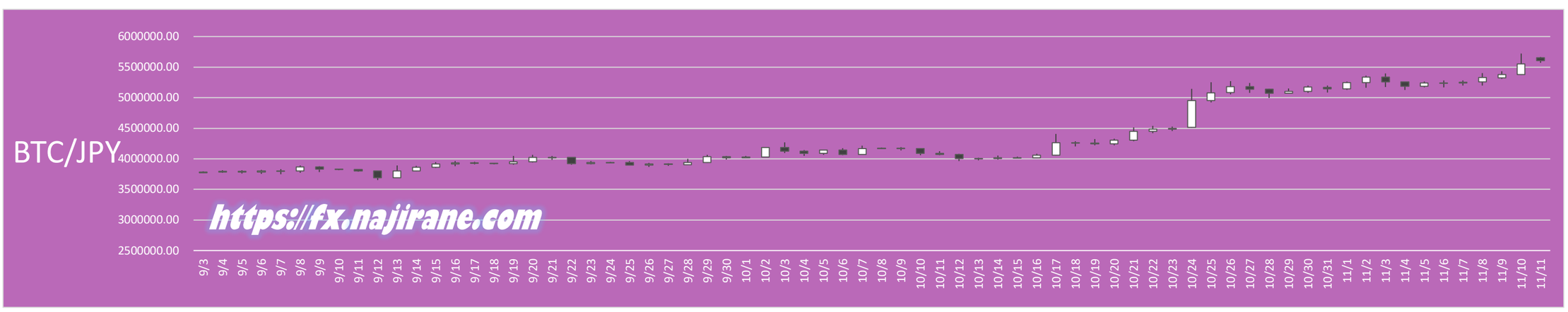

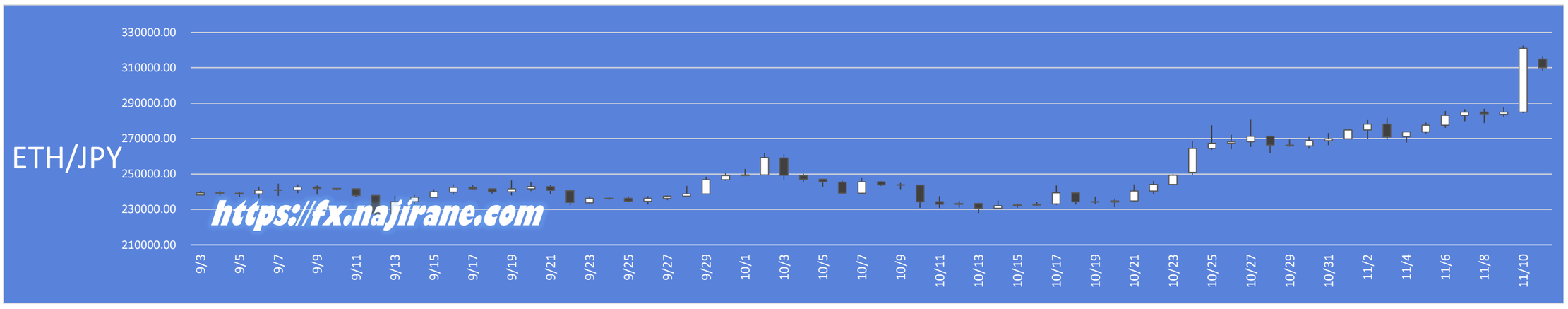

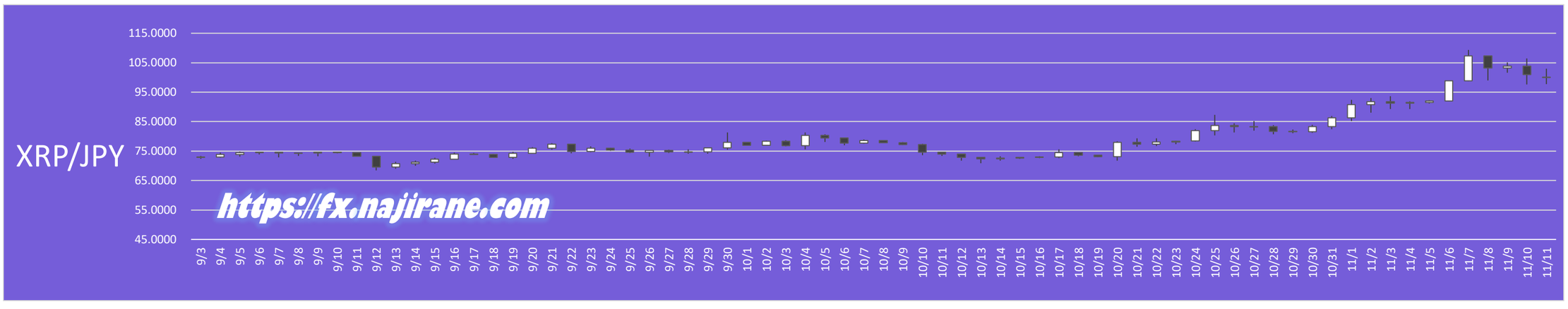

	日経平均(^N225)					CME日経平均先物 ドル建て(NKD)					CME日経平均先物円建て(NIY)					USDJPY
Date	Open	High	Low	Close	Volume	Open	High	Low	Close	Volume	Open	High	Low	Close	Volume	Close
2023-11-10	32,491.24	32,598.93	32,248.24	32,568.11		32,525.0	32,935.0	32,265.0	32,905.0	7,538	32,515.0	32,925.0	32,250.0	32,885.0	51,643	151.53
2023-11-09	32,316.39	32,723.71	32,193.20	32,646.46	1155451300	32,320.0	32,885.0	32,215.0	32,535.0	7,538	32,477.5	32,477.5	32,477.5	32,477.5	51,643	151.30
2023-11-08	32,457.23	32,512.17	32,049.34	32,166.48	1561834600	32,490.0	32,575.0	32,060.0	32,340.0	5,263	32,310.0	32,310.0	32,310.0	32,310.0	3	150.90
2023-11-07	32,551.77	32,591.11	32,250.93	32,271.82	1067055200	32,615.0	32,645.0	32,215.0	32,495.0	4,822	32,495.0	32,495.0	32,495.0	32,495.0	3	150.35
2023-11-06	32,450.82	32,766.54	32,395.50	32,708.48	1393639100	32,770.0	32,800.0	32,485.0	32,610.0	4,373	32,610.0	32,610.0	32,610.0	32,610.0	3	150.00
2023-11-02	31,987.02	32,087.13	31,878.36	31,949.89	1210666900	31,935.0	32,365.0	31,835.0	32,330.0	7,117	32,290.0	32,290.0	32,290.0	32,290.0	3	150.48
2023-11-01	31,311.22	31,601.65	31,301.51	31,601.65	1300571700	31,355.0	31,925.0	31,310.0	31,875.0	7,977	31,475.0	31,875.0	31,475.0	31,875.0	3	150.66
2023-10-31	30,694.96	30,973.66	30,552.65	30,858.85	1343477700	30,620.0	31,410.0	30,560.0	31,375.0	10,833	31,330.0	31,330.0	31,330.0	31,330.0	0	151.40
2023-10-30	30,663.48	30,762.50	30,538.29	30,696.96	1869959900	30,615.0	30,870.0	30,405.0	30,625.0	8,914	30,600.0	30,610.0	30,600.0	30,610.0	1	149.13
2023-10-27	30,713.79	31,081.48	30,687.33	30,991.69	891074500	30,625.0	31,110.0	30,540.0	30,625.0	8,550	30,580.0	30,580.0	30,580.0	30,580.0	1	149.56
2023-10-26	30,902.92	30,943.33	30,567.61	30,601.78	855527600	30,970.0	30,970.0	30,475.0	30,600.0	10,245	30,615.0	30,615.0	30,615.0	30,615.0	0	150.38
2023-10-25	31,302.51	31,466.92	31,195.58	31,269.92	786639800	31,305.0	31,485.0	30,955.0	31,005.0	7,715	31,020.0	31,020.0	31,020.0	31,020.0	0	150.16
2023-10-24	31,157.01	31,210.26	30,551.67	31,062.35	979025100	31,055.0	31,315.0	30,570.0	31,275.0	9,873	31,220.0	31,220.0	31,220.0	31,220.0	0	149.86
2023-10-20	31,164.89	31,428.97	31,093.90	31,259.36	845409700	31,290.0	31,445.0	31,020.0	31,085.0	8,428	31,045.0	31,045.0	31,045.0	31,045.0	0	149.87
2023-10-19	31,579.54	31,669.42	31,399.17	31,430.62	807307500	31,665.0	31,755.0	31,270.0	31,345.0	11,085	31,295.0	31,295.0	31,295.0	31,295.0	0	149.77
2023-10-18	32,033.81	32,101.47	31,866.95	32,042.25	832032700	32,115.0	32,155.0	31,615.0	31,665.0	6,098	31,610.0	31,610.0	31,610.0	31,610.0	0	149.81
2023-10-17	32,063.79	32,260.77	31,901.39	32,040.29	756178300	32,010.0	32,280.0	31,840.0	32,140.0	7,367	32,135.0	32,135.0	32,135.0	32,135.0	0	149.78
2023-10-16	31,983.04	31,999.79	31,564.31	31,659.03	845123400	31,915.0	32,085.0	31,585.0	31,985.0	9,050	31,990.0	31,990.0	31,990.0	31,990.0	0	149.54
2023-10-13	32,328.39	32,533.08	32,249.03	32,315.99	915446600	32,305.0	32,550.0	31,875.0	31,910.0	8,320	31,910.0	31,910.0	31,910.0	31,910.0	0	149.51
2023-10-12	32,120.94	32,494.66	32,120.94	32,494.66	1005636500	32,050.0	32,690.0	32,040.0	32,295.0	9,627	32,282.0	32,282.0	32,282.0	32,282.0	0	149.77
2023-10-11	31,847.10	32,037.07	31,804.09	31,936.51	895066900	31,825.0	32,115.0	31,795.0	32,025.0	6,059	31,985.0	31,985.0	31,985.0	31,985.0	0	149.09
2023-10-10	31,314.67	31,818.26	31,314.67	31,746.53	1010284000	31,280.0	32,000.0	31,280.0	31,855.0	7,612	31,800.0	31,800.0	31,800.0	31,800.0	0	148.70
2023-10-06	31,003.95	31,160.45	30,928.16	30,994.67	945586500	31,050.0	31,415.0	30,885.0	31,360.0	7,293	31,305.0	31,305.0	31,305.0	31,305.0	0	149.34
2023-10-05	30,733.65	31,083.90	30,565.32	31,075.36	1141912200	30,735.0	31,225.0	30,585.0	31,055.0	8,333	31,055.0	31,055.0	31,055.0	31,055.0	0	148.49
2023-10-04	30,765.03	30,830.85	30,487.67	30,526.88	1371579800	30,760.0	30,855.0	30,295.0	30,735.0	9,292	30,585.0	30,710.0	30,585.0	30,710.0	2	149.02
2023-10-03	31,607.97	31,607.97	31,157.40	31,237.94	1096031800	31,635.0	31,690.0	30,685.0	30,785.0	8,761	31,570.0	31,570.0	30,790.0	30,790.0	55	149.06
2023-09-29	32,018.64	32,027.46	31,717.74	31,857.62	1320335900	32,005.0	32,155.0	31,745.0	31,850.0	8,445	31,920.0	31,925.0	31,750.0	31,830.0	54	149.43
2023-09-28	32,119.37	32,164.45	31,674.42	31,872.52	1159057200	32,120.0	32,195.0	31,700.0	32,025.0	10,503	32,020.0	32,020.0	32,020.0	32,020.0	0	149.28
2023-09-27	32,023.37	32,371.90	31,960.32	32,371.90	1055881300	31,950.0	32,295.0	31,780.0	32,140.0	7,421	32,365.0	32,365.0	32,365.0	32,365.0	0	149.48
2023-09-26	32,640.05	32,643.41	32,315.05	32,315.05	864558400	32,515.0	32,525.0	31,875.0	31,905.0	6,543	32,040.0	32,040.0	32,040.0	32,040.0	0	149.01
2023-09-25	32,517.26	32,722.22	32,388.28	32,678.62	821085400	32,310.0	32,565.0	32,210.0	32,495.0	5,427	32,655.0	32,655.0	32,655.0	32,655.0	0	148.84
2023-09-22	32,189.32	32,535.67	32,154.53	32,402.41	1097926500	32,050.0	32,460.0	31,985.0	32,305.0	7,151	32,490.0	32,490.0	32,490.0	32,490.0	0	148.39
2023-09-21	32,865.56	32,939.89	32,550.65	32,571.03	1078851000	32,805.0	32,810.0	32,055.0	32,080.0	7,519	32,205.0	32,205.0	32,205.0	32,205.0	0	147.57
2023-09-20	33,261.35	33,267.14	32,988.65	33,023.78	1134617600	33,105.0	33,130.0	32,795.0	32,835.0	4,197	33,015.0	33,015.0	33,015.0	33,015.0	0	148.20
2023-09-19	33,296.23	33,337.23	33,128.86	33,242.59	1171595900	33,085.0	33,220.0	32,965.0	33,100.0	4,642	33,260.0	33,260.0	33,260.0	33,260.0	0	147.78
2023-09-15	33,428.44	33,634.31	33,391.46	33,533.09	1665830900	33,250.0	33,485.0	33,075.0	33,100.0	5,774	33,205.0	33,205.0	33,205.0	33,205.0	0	147.86
2023-09-14	32,925.54	33,244.45	32,851.24	33,168.10	1121042100	32,685.0	33,250.0	32,665.0	33,230.0	5,755	33,365.0	33,365.0	33,365.0	33,365.0	0	147.43
2023-09-13	32,742.29	32,872.44	32,616.65	32,706.52	981452600	32,620.0	32,760.0	32,450.0	32,685.0	5,401	32,855.0	32,855.0	32,855.0	32,855.0	0	147.37
2023-09-12	32,629.16	32,799.69	32,486.48	32,776.37	939801600	32,505.0	32,730.0	32,320.0	32,640.0	4,221	32,795.0	32,795.0	32,795.0	32,795.0	0	147.12
2023-09-11	32,690.54	32,746.14	32,391.69	32,467.76	842193300	32,545.0	32,575.0	32,220.0	32,490.0	5,591	32,660.0	32,660.0	32,660.0	32,660.0	0	146.57
2023-09-07	33,118.55	33,322.45	32,986.35	32,991.08	1001681100	33,150.0	33,325.0	32,795.0	32,895.0	5,588	33,140.0	33,330.0	32,795.0	32,895.0	0	147.28
2023-09-06	33,115.06	33,282.15	33,088.22	33,241.02	941904600	33,075.0	33,295.0	33,015.0	33,120.0	4,392	33,085.0	33,295.0	33,010.0	33,125.0	20,728	147.64
2023-09-05	32,941.41	33,036.76	32,784.32	33,036.76	913445000	32,765.0	33,165.0	32,715.0	33,110.0	21,295	32,765.0	33,170.0	32,715.0	33,110.0	70,815	147.70
2023-08-31	32,361.02	32,692.76	32,359.15	32,619.34	1146024000	32,410.0	32,700.0	32,345.0	32,500.0	11,974	32,400.0	32,695.0	32,350.0	32,500.0	25,991	145.54
2023-08-30	32,432.95	32,557.45	32,300.56	32,333.46	891067500	32,455.0	32,560.0	32,200.0	32,395.0	5,429	32,450.0	32,560.0	32,190.0	32,390.0	20,582	146.18
2023-08-29	32,280.57	32,389.12	32,186.57	32,226.97	774842000	32,300.0	32,450.0	32,150.0	32,425.0	6,266	32,295.0	32,445.0	32,145.0	32,420.0	21,848	145.92
2023-08-28	31,915.68	32,205.48	31,881.93	32,169.99	699218000	31,860.0	32,320.0	31,860.0	32,290.0	4,998	31,870.0	32,315.0	31,855.0	32,280.0	22,359	146.54
2023-08-25	31,840.91	31,885.53	31,572.06	31,624.28	656795200	31,700.0	31,890.0	31,555.0	31,860.0	6,390	31,690.0	31,890.0	31,545.0	31,860.0	24,786	146.37
2023-08-24	32,130.52	32,297.91	32,063.14	32,287.21	733959100	32,175.0	32,285.0	31,675.0	31,700.0	5,900	32,170.0	32,285.0	31,665.0	31,690.0	26,800	145.83
2023-08-23	31,717.91	32,039.60	31,717.91	32,010.26	650504100	31,770.0	32,205.0	31,700.0	32,005.0	4,640	31,760.0	32,200.0	31,695.0	31,995.0	22,394	144.82
2023-08-22	31,792.60	31,906.10	31,693.76	31,856.71	701804200	31,810.0	32,025.0	31,690.0	31,765.0	5,359	31,800.0	32,020.0	31,675.0	31,760.0	21,730	145.87
2023-08-21	31,552.85	31,758.70	31,409.86	31,565.64	695107500	31,510.0	31,850.0	31,400.0	31,810.0	7,926	31,495.0	31,840.0	31,385.0	31,800.0	26,431	146.22
2023-08-18	31,321.26	31,644.89	31,275.25	31,450.76	748078600	31,325.0	31,640.0	31,245.0	31,475.0	9,836	31,335.0	31,625.0	31,225.0	31,460.0	31,616	145.34
2023-08-17	31,621.98	31,704.08	31,309.68	31,626.00	877123600	31,665.0	31,790.0	31,305.0	31,395.0	6,609	31,650.0	31,775.0	31,290.0	31,380.0	24,930	145.84
2023-08-16	31,965.58	31,997.28	31,766.82	31,766.82	848351100	31,935.0	31,995.0	31,645.0	31,705.0	5,078	31,900.0	31,980.0	31,625.0	31,690.0	23,597	146.28
2023-08-15	32,372.53	32,403.93	32,217.52	32,238.89	751178300	32,310.0	32,415.0	31,900.0	31,950.0	5,028	32,280.0	32,385.0	31,880.0	31,940.0	19,133	145.57

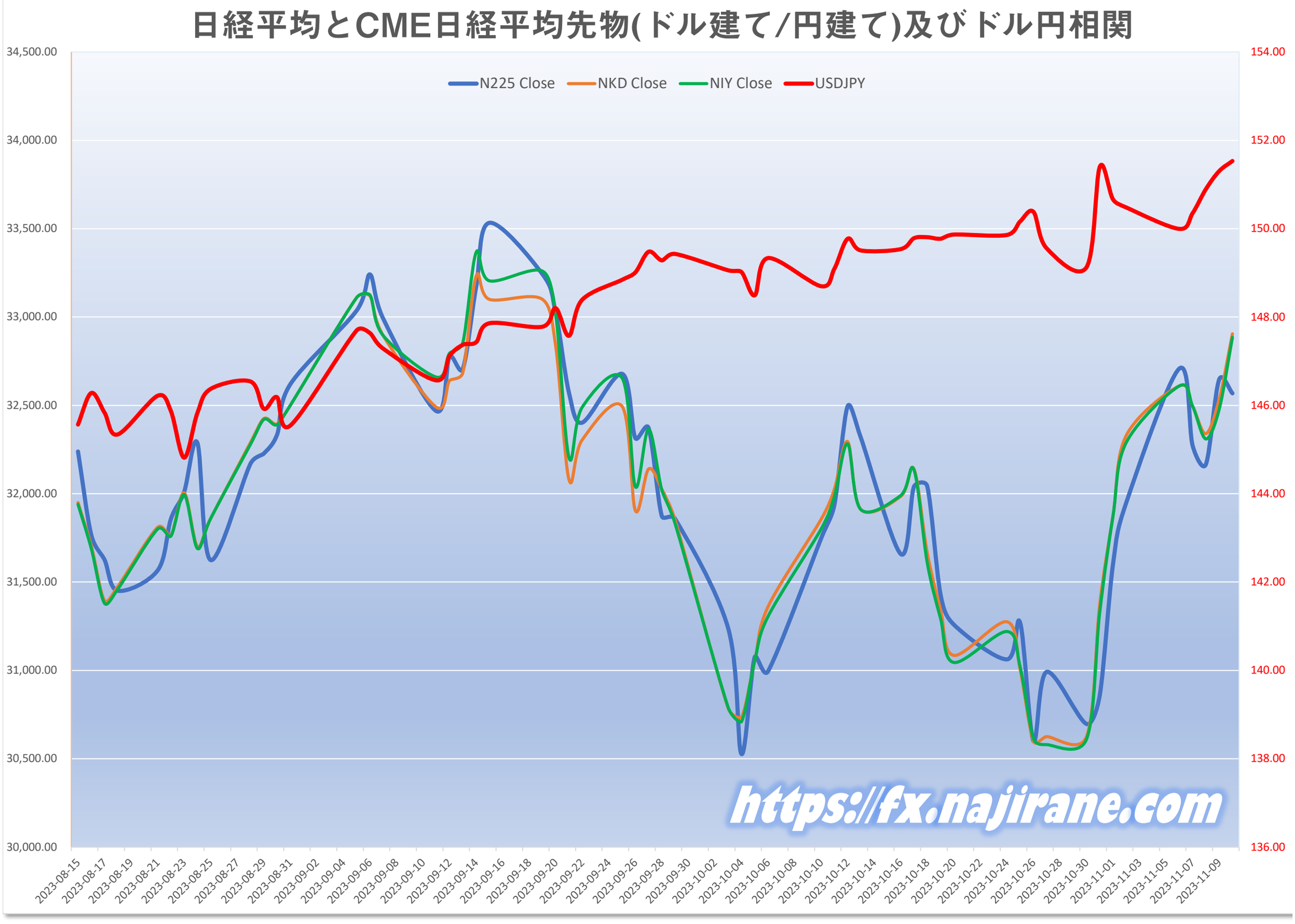

DATE	N225		DOW		S&P500		OIL		GOLD		香港ハンセン指数	
	Close	6/23=100%	Close	6/23=100%	Close	6/23=100%	Close	6/23=100%	Close	6/23=100%	Close	6/23=100%
2023/11/10	32568	99.35%	34283	101.65%	4415.24	101.54%	77.17	111.58%	1936.03	100.88%	17203.26	91.07%
2023/11/9	32646	99.59%	33892	100.49%	4347.35	99.98%	75.74	109.51%	1958.44	102.05%	17511.29	92.70%
2023/11/8	32166	98.12%	34112	101.14%	4382.78	100.79%	75.33	108.92%	1950.28	101.62%	17568.46	93.00%
2023/11/7	32272	98.45%	34153	101.26%	4378.38	100.69%	77.37	111.87%	1969.13	102.60%	17670.16	93.54%
2023/11/6	32708	99.78%	34096	101.09%	4365.98	100.41%	80.82	116.86%	1977.99	103.07%	17966.59	95.11%
2023/11/2	31950	97.46%	33839	100.33%	4317.78	99.30%	82.46	119.23%	1985.00	103.43%	17230.59	91.22%
2023/11/1	31602	96.40%	33275	98.66%	4237.86	97.46%	80.44	116.31%	1983.93	103.38%	17101.78	90.53%
2023/10/31	30859	94.13%	33053	98.00%	4193.8	96.45%	81.02	117.15%	1984.69	103.42%	17112.48	90.59%
2023/10/30	30697	93.64%	32929	97.63%	4166.82	95.83%	82.31	119.01%	1995.14	103.96%	17406.36	92.15%
2023/10/27	30992	94.54%	32418	96.12%	4117.37	94.69%	85.54	123.68%	2007.33	104.59%	17398.73	92.11%
2023/10/26	30602	93.35%	32784	97.20%	4137.23	95.15%	83.21	120.32%	1984.87	103.42%	17044.61	90.23%
2023/10/25	31270	95.39%	33036	97.95%	4186.77	96.28%	85.39	123.47%	1979.57	103.15%	17085.33	90.45%
2023/10/24	31062	94.76%	33141	98.26%	4247.68	97.69%	83.74	121.08%	1971.12	102.71%	16991.53	89.95%
2023/10/20	31259	95.36%	33127	98.22%	4224.16	97.14%	88.75	128.33%	1979.84	103.16%	17172.13	90.91%
2023/10/19	31431	95.88%	33414	99.07%	4278	98.38%	89.37	129.22%	1974.39	102.88%	17295.89	91.56%
2023/10/18	32042	97.74%	33665	99.82%	4314.6	99.22%	88.32	127.70%	1947.74	101.49%	17732.52	93.87%
2023/10/17	32040	97.74%	33998	100.80%	4373.2	100.57%	86.66	125.30%	1923.15	100.21%	17773.34	94.09%
2023/10/16	31659	96.58%	33985	100.76%	4373.63	100.58%	86.66	125.30%	1920.19	100.05%	17640.36	93.38%
2023/10/13	32316	98.58%	33670	99.83%	4327.78	99.53%	87.69	126.79%	1928.23	100.47%	17813.45	94.30%
2023/10/12	32495	99.12%	33631	99.71%	4349.61	100.03%	82.91	119.88%	1868.81	97.38%	18238.21	96.55%
2023/10/11	31937	97.42%	33805	100.23%	4376.95	100.66%	83.49	120.72%	1874.35	97.67%	17893.10	94.72%
2023/10/10	31747	96.84%	33739	100.04%	4358.24	100.23%	85.97	124.31%	1860.50	96.94%	17664.73	93.51%
2023/10/6	30995	94.55%	33408	99.05%	4308.5	99.08%	82.79	119.71%	1829.39	95.32%	17485.98	92.57%
2023/10/5	31075	94.80%	33120	98.20%	4258.19	97.93%	82.31	119.01%	1820.26	94.85%	17213.87	91.13%
2023/10/4	30527	93.12%	33130	98.23%	4263.75	98.05%	84.22	121.78%	1821.25	94.90%	17195.84	91.03%
2023/10/3	31238	95.29%	33002	97.85%	4229.45	97.27%	89.23	129.02%	1822.98	94.99%	17331.22	91.75%
2023/9/29	31858	97.18%	33508	99.35%	4288.05	98.61%	90.79	131.28%	1848.49	96.32%	17809.66	94.28%
2023/9/28	31873	97.23%	33666	99.82%	4299.7	98.88%	91.71	132.61%	1864.94	97.18%	17373.03	91.97%
2023/9/27	32372	98.75%	33550	99.47%	4274.51	98.30%	93.68	135.45%	1875.06	97.70%	17611.87	93.23%
2023/9/26	32315	98.58%	33619	99.68%	4273.53	98.28%	90.39	130.70%	1900.67	99.04%	17466.90	92.47%
2023/9/25	32679	99.69%	34007	100.83%	4337.44	99.75%	89.68	129.67%	1916.00	99.84%	17729.29	93.86%
2023/9/22	32402	98.84%	33964	100.70%	4320.06	99.35%	90.03	130.18%	1925.42	100.33%	18057.45	95.59%
2023/9/21	32571	99.36%	34070	101.02%	4330	99.58%	89.63	129.60%	1920.11	100.05%	17655.41	93.46%
2023/9/20	33024	100.74%	34441	102.12%	4402.2	101.24%	90.28	130.54%	1930.41	100.59%	17885.60	94.68%
2023/9/19	33243	101.41%	34518	102.34%	4443.95	102.20%	91.20	131.87%	1931.44	100.64%	17997.17	95.27%
2023/9/15	33533	102.29%	34618	102.64%	4450.32	102.35%	90.77	131.25%	1922.51	100.17%	18182.89	96.26%
2023/9/14	33168	101.18%	34907	103.50%	4505.1	103.61%	90.16	130.36%	1910.64	99.56%	18047.92	95.54%
2023/9/13	32707	99.77%	34576	102.51%	4467.44	102.74%	88.52	127.99%	1908.25	99.43%	18009.22	95.34%
2023/9/12	32776	99.98%	34646	102.72%	4461.9	102.61%	88.84	128.46%	1913.43	99.70%	18025.89	95.43%
2023/9/11	32468	99.04%	34664	102.78%	4487.46	103.20%	87.29	126.21%	1922.42	100.17%	18096.45	95.80%
2023/9/7	32991	100.64%	34501	102.29%	4451.14	102.36%	86.87	125.61%	1919.71	100.03%	18202.07	96.36%
2023/9/6	33241	101.40%	34443	102.12%	4465.48	102.69%	87.54	126.58%	1916.57	99.87%	18449.98	97.67%
2023/9/5	33037	100.78%	34642	102.71%	4496.83	103.42%	86.69	125.35%	1926.12	100.36%	18456.91	97.71%
2023/8/31	32619	99.51%	34722	102.95%	4507.66	103.66%	83.63	120.92%	1940.10	101.09%	18382.06	97.31%
2023/8/30	32333	98.63%	34890	103.45%	4514.87	103.83%	81.63	118.03%	1942.58	101.22%	18482.86	97.84%
2023/8/29	32227	98.31%	34853	103.34%	4497.63	103.43%	81.16	117.35%	1937.47	100.95%	18484.03	97.85%
2023/8/28	32170	98.13%	34560	102.47%	4433.31	101.95%	80.10	115.82%	1920.24	100.06%	18130.74	95.98%
2023/8/25	31624	96.47%	34347	101.84%	4405.71	101.32%	79.83	115.43%	1914.36	99.75%	18119.39	95.92%
2023/8/24	32287	98.49%	34099	101.10%	4376.31	100.64%	79.05	114.30%	1916.83	99.88%	18212.17	96.41%
2023/8/23	32010	97.65%	34473	102.21%	4436.01	102.02%	78.89	114.07%	1915.61	99.82%	17845.92	94.47%
2023/8/22	31857	97.18%	34289	101.66%	4387.55	100.90%	80.35	116.18%	1897.45	98.87%	17791.01	94.18%
2023/8/21	31566	96.29%	34464	102.18%	4399.77	101.18%	80.72	116.71%	1894.68	98.72%	17623.29	93.29%
2023/8/18	31451	95.94%	34501	102.29%	4369.71	100.49%	81.25	117.48%	1889.48	98.45%	17950.85	95.03%
2023/8/17	31626	96.48%	34475	102.22%	4370.36	100.51%	80.39	116.24%	1889.38	98.45%	18326.63	97.02%
2023/8/16	31767	96.90%	34766	103.08%	4404.33	101.29%	79.38	114.78%	1892.12	98.59%	18329.30	97.03%
2023/8/15	32239	98.34%	34946	103.61%	4437.86	102.06%	80.99	117.11%	1901.99	99.11%	18581.11	98.36%
2023/8/14	32060	97.80%	35308	104.69%	4489.72	103.25%	82.51	119.30%	1907.50	99.39%	18773.55	99.38%
2023/8/10	32474	99.06%	35176	104.30%	4468.83	102.77%	82.82	119.75%	1912.38	99.65%	19248.26	101.90%
2023/8/9	32204	98.24%	35123	104.14%	4467.71	102.75%	84.40	122.04%	1914.79	99.77%	19246.03	101.88%
2023/8/8	32377	98.77%	35314	104.71%	4499.38	103.47%	82.92	119.90%	1925.31	100.32%	19184.17	101.56%
2023/8/7	32255	98.39%	35473	105.18%	4518.44	103.91%	81.94	118.48%	1936.65	100.91%	19537.92	103.43%
2023/8/4	32193	98.20%	35066	103.97%	4478.03	102.98%	82.82	119.75%	1941.52	101.17%	19539.46	103.44%
2023/8/3	32159	98.10%	35216	104.41%	4501.89	103.53%	81.55	117.91%	1934.17	100.78%	19420.87	102.81%
2023/8/2	32708	99.77%	35283	104.61%	4513.39	103.80%	79.49	114.94%	1934.90	100.82%	19517.38	103.32%
2023/8/1	33477	102.12%	35631	105.64%	4576.73	105.25%	81.37	117.65%	1944.18	101.30%	20011.12	105.94%
2023/7/31	33172	101.19%	35560	105.43%	4588.96	105.53%	81.80	118.28%	1965.58	102.42%	20078.94	106.29%
2023/7/28	32759	99.93%	35459	105.13%	4582.23	105.38%	80.58	116.51%	1959.14	102.08%	19916.56	105.43%
2023/7/27	32891	100.33%	35283	104.61%	4537.41	104.35%	80.09	115.80%	1945.65	101.38%	19639.11	103.97%
2023/7/26	32668	99.65%	35520	105.32%	4566.75	105.02%	78.78	113.91%	1972.30	102.77%	19365.14	102.52%
2023/7/25	32683	99.70%	35438	105.07%	4567.46	105.04%	79.63	115.14%	1965.02	102.39%	19434.40	102.88%
2023/7/24	32701	99.75%	35411	104.99%	4554.64	104.74%	78.74	113.85%	1954.86	101.86%	18668.15	98.83%
2023/7/21	32304	98.54%	35228	104.45%	4536.34	104.32%	77.07	111.44%	1962.50	102.26%	19075.26	100.98%
2023/7/20	32491	99.11%	35225	104.44%	4534.87	104.29%	75.63	109.36%	1969.53	102.63%	18928.02	100.20%
2023/7/19	32896	100.35%	35061	103.95%	4565.72	105.00%	75.35	108.95%	1977.01	103.01%	18952.31	100.33%
2023/7/18	32494	99.12%	34952	103.63%	4554.98	104.75%	75.75	109.53%	1978.81	103.11%	19015.72	100.67%
2023/7/14	32391	98.81%	34509	102.32%	4505.42	103.61%	75.42	109.05%	1954.54	101.84%	19413.78	102.77%
2023/7/13	32419	98.90%	34395	101.98%	4510.04	103.72%	76.89	111.18%	1960.48	102.15%	19350.62	102.44%
2023/7/12	31944	97.44%	34347	101.84%	4472.16	102.85%	75.75	109.53%	1957.43	101.99%	18860.95	99.85%
2023/7/11	32204	98.24%	34261	101.58%	4439.26	102.09%	74.83	108.20%	1932.23	100.68%	18659.83	98.78%
2023/7/10	32190	98.19%	33944	100.64%	4409.53	101.41%	72.99	105.54%	1925.35	100.32%	18479.72	97.83%
2023/7/7	32388	98.80%	33735	100.02%	4398.95	101.16%	73.86	106.80%	1924.85	100.30%	18365.70	97.22%
2023/7/6	32773	99.97%	33922	100.58%	4411.59	101.45%	71.80	103.82%	1910.93	99.57%	18533.05	98.11%
2023/7/5	33339	101.70%	34289	101.66%	4446.82	102.27%	71.79	103.80%	1915.24	99.80%	19110.38	101.17%
2023/7/3	33753	102.96%	34418	102.05%	4455.59	102.47%	69.79	100.91%	1921.59	100.13%	19306.59	102.21%
2023/6/30	33189	101.24%	34408	102.02%	4450.38	102.35%	70.64	102.14%	1920.19	100.05%	18916.43	100.14%
2023/6/29	33234	101.38%	34122	101.17%	4396.44	101.11%	69.86	101.01%	1908.24	99.43%	18934.36	100.23%
2023/6/28	33194	101.26%	33853	100.37%	4376.86	100.66%	69.56	100.58%	1907.43	99.39%	19172.05	101.49%
2023/6/27	32538	99.26%	33927	100.59%	4378.41	100.69%	67.70	97.89%	1913.77	99.72%	19148.13	101.37%
2023/6/26	32699	99.75%	33715	99.96%	4328.82	99.55%	69.37	100.30%	1923.15	100.21%	18794.13	99.49%
2023/6/23	32782	100.00%	33727	100.00%	4348.33	100.00%	69.16	100.00%	1919.15	100.00%	18889.97	100.00%

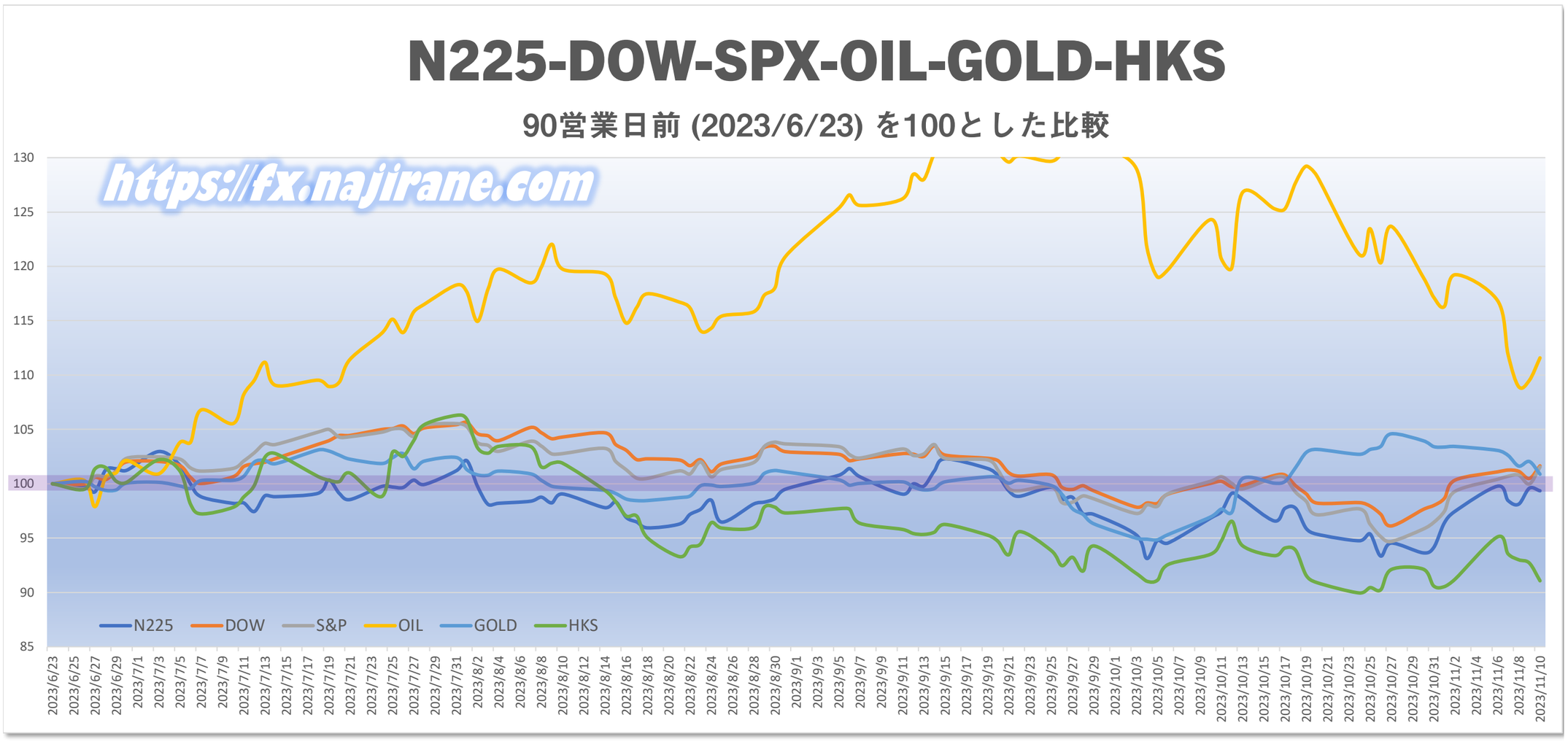

過去5日及び過去4週の4本値と各種ピボット　2023/11/06 ～　2023/11/10

USD/JPY

日足	Open	High	Low	Close	値幅/日	Demark 引け形態	真の高値	真の安値	予想高値	予想安値	予想高値	予想安値	StopLoss LBOP	Support S2	Support S1	Pivot PP	Resistance R1	Resistance R2	StopLoss HBOP	3-days AVG		Fibonacci Zone Support Zone 2	Support Zone 1	BP	Resistance Zone 1	Resistance Zone 2
									TD Range Projection		TD pivot points															
2023/11/06	149.38	150.08	149.36	150.00	72p	陽線引け	-	-					148.83	149.09	149.54	149.81	150.26	150.53	150.98			148.82 ～ 149.09	149.37 ～ 149.45	149.81	150.17 ～ 150.26	150.53 ～ 150.81
2023/11/07	149.99	150.69	149.94	150.35	75p	陽線引け	150.69	149.94	150.90	150.14	150.90	150.14	149.21	149.57	149.96	150.33	150.71	151.08	151.47			149.29 ～ 149.57	149.86 ～ 149.95	150.33	150.70 ～ 150.79	151.08 ～ 151.36
2023/11/08	150.35	151.06	150.35	150.90	71p	陽線引け	151.06	150.35	151.33	150.62	151.33	150.62	149.77	150.06	150.48	150.77	151.19	151.48	151.89	150.30	Bull	149.79 ～ 150.06	150.33 ～ 150.41	150.77	151.12 ～ 151.21	151.48 ～ 151.75
2023/11/09	150.90	151.39	150.78	151.30	61p	陽線引け	151.39	150.78	151.65	151.04	151.65	151.04	150.32	150.55	150.93	151.16	151.53	151.77	152.14	150.75	Bull	150.31 ～ 150.55	150.78 ～ 150.85	151.16	151.46 ～ 151.53	151.77 ～ 152.00
2023/11/10	151.31	151.60	151.22	151.53	38p	陽線引け	151.60	151.22	151.76	151.38	151.76	151.38	150.93	151.08	151.30	151.45	151.68	151.83	152.06	151.13	Bull	150.93 ～ 151.08	151.22 ～ 151.26	151.45	151.64 ～ 151.69	151.83 ～ 151.97
週足	Open	High	Low	Close	値幅/週	引け形態	真の高値	真の安値	予想高値	予想安値	予想高値	予想安値	LBOP	S2	S1	PP	R1	R2	HBOP	3-days AVG		Support Zone 2	Support Zone 1	BP	Resistance Zone 1	Resistance Zone 2
2023/10/16 ～ 2023/10/20	149.46	149.99	149.02	149.87	97p	陽線引け	-	-					148.29	148.65	149.26	149.63	150.23	150.60	151.21			148.28 ～ 148.65	149.02 ～ 149.14	149.63	150.11 ～ 150.23	150.60 ～ 150.97
2023/10/23 ～ 2023/10/27	149.82	150.78	149.33	149.56	145p	陰線引け	150.78	149.02	150.17	148.41	150.17	148.71	147.54	148.43	148.99	149.89	150.45	151.34	151.90			147.88 ～ 148.43	148.99 ～ 149.16	149.89	150.61 ～ 150.78	151.34 ～ 151.89
2023/10/30 ～ 2023/11/03	149.72	151.72	148.82	149.37	290p	陰線引け	151.72	148.82	150.54	147.64	150.54	147.64	145.31	147.06	148.22	149.97	151.12	152.87	154.02	149.83	Bull	145.96 ～ 147.06	148.17 ～ 148.52	149.97	151.42 ～ 151.76	152.87 ～ 153.98
2023/11/06 ～ 2023/11/10	149.38	151.60	149.36	151.53	224p	陽線引け	151.60	149.36	152.69	150.45	152.69	150.45	147.83	148.59	150.06	150.83	152.30	153.07	154.54	150.23	Bull	147.74 ～ 148.59	149.45 ～ 149.71	150.83	151.95 ～ 152.21	153.07 ～ 153.92

EUR/JPY

日足	Open	High	Low	Close	値幅/日	Demark 引け形態	真の高値	真の安値	予想高値	予想安値	予想高値	予想安値	StopLoss LBOP	Support S2	Support S1	Pivot PP	Resistance R1	Resistance R2	StopLoss HBOP	3-days AVG		Support Zone 2	Support Zone 1	BP	Resistance Zone 1	Resistance Zone 2
2023/11/06	160.22	160.99	160.22	160.82	76p	陽線引け	-	-					159.60	159.91	160.37	160.68	161.13	161.44	161.89			159.62 ～ 159.91	160.20 ～ 160.29	160.68	161.06 ～ 161.15	161.44 ～ 161.73
2023/11/07	160.82	161.03	160.43	160.86	60p	陽線引け	161.03	160.43	161.24	160.65	161.24	160.65	159.92	160.18	160.52	160.77	161.11	161.37	161.71			159.95 ～ 160.18	160.41 ～ 160.48	160.77	161.07 ～ 161.14	161.37 ～ 161.60
2023/11/08	160.86	161.73	160.70	161.58	103p	陽線引け	161.73	160.70	162.17	161.14	162.17	161.14	159.91	160.31	160.94	161.34	161.97	162.37	163.00	160.93	Bull	159.91 ～ 160.31	160.70 ～ 160.82	161.34	161.85 ～ 161.97	162.37 ～ 162.76
2023/11/09	161.56	161.80	161.37	161.44	43p	陰線引け	161.80	161.37	161.62	161.19	161.62	161.19	160.84	161.10	161.27	161.53	161.70	161.96	162.13	161.22	Bull	160.94 ～ 161.10	161.27 ～ 161.32	161.53	161.75 ～ 161.80	161.96 ～ 162.13
2023/11/10	161.45	161.95	161.36	161.91	59p	陽線引け	161.95	161.36	162.23	161.64	162.23	161.64	160.94	161.15	161.53	161.74	162.12	162.33	162.71	161.54	Bull	160.92 ～ 161.15	161.38 ～ 161.45	161.74	162.04 ～ 162.11	162.33 ～ 162.56
週足	Open	High	Low	Close	値幅/週	引け形態	真の高値	真の安値	予想高値	予想安値	予想高値	予想安値	LBOP	S2	S1	PP	R1	R2	HBOP	3-days AVG		Support Zone 2	Support Zone 1	BP	Resistance Zone 1	Resistance Zone 2
2023/10/16 ～ 2023/10/20	157.27	158.93	157.19	158.75	174p	陽線引け	-	-					155.90	156.55	157.65	158.29	159.39	160.03	161.13			155.88 ～ 156.55	157.21 ～ 157.42	158.29	159.16 ～ 159.36	160.03 ～ 160.70
2023/10/23 ～ 2023/10/27	158.74	159.92	157.89	158.09	203p	陰線引け	159.92	157.19	159.00	156.27	159.00	156.98	155.32	156.61	157.35	158.63	159.37	160.66	161.40			155.83 ～ 156.61	157.38 ～ 157.62	158.63	159.65 ～ 159.88	160.66 ～ 161.43
2023/10/30 ～ 2023/11/03	158.12	160.83	157.70	160.30	313p	陽線引け	160.83	157.70	162.13	159.00	162.13	159.00	155.25	156.47	158.39	159.61	161.52	162.74	164.66	158.84	Bull	155.28 ～ 156.47	157.67 ～ 158.04	159.61	161.18 ～ 161.55	162.74 ～ 163.94
2023/11/06 ～ 2023/11/10	160.22	161.95	160.22	161.91	173p	陽線引け	161.95	160.22	162.79	161.07	162.79	161.07	159.05	159.64	160.77	161.36	162.50	163.09	164.23	159.87	Bull	158.98 ～ 159.64	160.30 ～ 160.50	161.36	162.23 ～ 162.43	163.09 ～ 163.75

EUR/USD

日足	Open	High	Low	Close	値幅/日	Demark 引け形態	真の高値	真の安値	予想高値	予想安値	予想高値	予想安値	StopLoss LBOP	Support S2	Support S1	Pivot PP	Resistance R1	Resistance R2	StopLoss HBOP	3-days AVG		Support Zone 2	Support Zone 1	BP	Resistance Zone 1	Resistance Zone 2
2023/11/06	1.0726	1.0756	1.0716	1.0722	40p	陰線引け	-	-					1.0666	1.0691	1.0706	1.0731	1.0747	1.0772	1.0787			1.0676 ～ 1.0691	1.0707 ～ 1.0711	1.0731	1.0751 ～ 1.0756	1.0772 ～ 1.0787
2023/11/07	1.0722	1.0723	1.0664	1.0699	58p	陰線引け	1.0723	1.0664	1.0711	1.0652	1.0711	1.0652	1.0610	1.0637	1.0668	1.0695	1.0726	1.0753	1.0784			1.0615 ～ 1.0637	1.0659 ～ 1.0666	1.0695	1.0724 ～ 1.0731	1.0753 ～ 1.0776
2023/11/08	1.0699	1.0716	1.0660	1.0708	57p	陽線引け	1.0716	1.0660	1.0740	1.0684	1.0740	1.0684	1.0617	1.0638	1.0673	1.0695	1.0730	1.0751	1.0786	1.0707	Bear	1.0616 ～ 1.0638	1.0660 ～ 1.0666	1.0695	1.0723 ～ 1.0729	1.0751 ～ 1.0773
2023/11/09	1.0707	1.0725	1.0660	1.0670	65p	陰線引け	1.0725	1.0660	1.0698	1.0633	1.0698	1.0633	1.0580	1.0620	1.0645	1.0685	1.0710	1.0750	1.0775	1.0692	Bear	1.0595 ～ 1.0620	1.0645 ～ 1.0653	1.0685	1.0718 ～ 1.0725	1.0750 ～ 1.0775
2023/11/10	1.0670	1.0693	1.0657	1.0685	36p	陽線引け	1.0693	1.0657	1.0707	1.0671	1.0707	1.0671	1.0627	1.0642	1.0664	1.0678	1.0700	1.0714	1.0736	1.0686	Bear	1.0628 ～ 1.0642	1.0656 ～ 1.0660	1.0678	1.0696 ～ 1.0700	1.0714 ～ 1.0728
週足	Open	High	Low	Close	値幅/週	引け形態	真の高値	真の安値	予想高値	予想安値	予想高値	予想安値	LBOP	S2	S1	PP	R1	R2	HBOP	3-days AVG		Support Zone 2	Support Zone 1	BP	Resistance Zone 1	Resistance Zone 2
2023/10/16 ～ 2023/10/20	1.0518	1.0616	1.0516	1.0592	100p	陽線引け	-	-					1.0433	1.0474	1.0533	1.0575	1.0634	1.0675	1.0734			1.0436 ～ 1.0474	1.0513 ～ 1.0525	1.0575	1.0625 ～ 1.0636	1.0675 ～ 1.0713
2023/10/23 ～ 2023/10/27	1.0596	1.0692	1.0525	1.0571	167p	陰線引け	1.0692	1.0516	1.0631	1.0455	1.0631	1.0464	1.0333	1.0429	1.0500	1.0596	1.0667	1.0763	1.0834			1.0365 ～ 1.0429	1.0493 ～ 1.0512	1.0596	1.0679 ～ 1.0699	1.0763 ～ 1.0827
2023/10/30 ～ 2023/11/03	1.0561	1.0747	1.0518	1.0732	229p	陽線引け	1.0747	1.0518	1.0854	1.0625	1.0854	1.0625	1.0355	1.0437	1.0584	1.0665	1.0813	1.0894	1.1042	1.0612	Bull	1.0349 ～ 1.0437	1.0524 ～ 1.0551	1.0665	1.0780 ～ 1.0807	1.0894 ～ 1.0982
2023/11/06 ～ 2023/11/10	1.0726	1.0756	1.0657	1.0685	100p	陰線引け	1.0756	1.0657	1.0721	1.0621	1.0721	1.0621	1.0543	1.0600	1.0642	1.0699	1.0742	1.0799	1.0842	1.0654	Bull	1.0561 ～ 1.0600	1.0638 ～ 1.0649	1.0699	1.0749 ～ 1.0761	1.0799 ～ 1.0837

GBP/JPY

日足	Open	High	Low	Close	値幅/日	Demark 引け形態	真の高値	真の安値	予想高値	予想安値	予想高値	予想安値	StopLoss LBOP	Support S2	Support S1	Pivot PP	Resistance R1	Resistance R2	StopLoss HBOP	3-days AVG		Support Zone 2	Support Zone 1	BP	Resistance Zone 1	Resistance Zone 2
2023/11/06	184.78	185.97	184.78	185.20	118p	陽線引け	-	-					183.48	184.13	184.67	185.32	185.85	186.50	187.04			183.68 ～ 184.13	184.59 ～ 184.73	185.32	185.91 ～ 186.05	186.50 ～ 186.95
2023/11/07	185.20	185.46	184.66	184.95	81p	陰線引け	185.46	184.66	185.21	184.40	185.21	184.40	183.78	184.22	184.58	185.02	185.39	185.83	186.20			183.91 ～ 184.22	184.52 ～ 184.62	185.02	185.43 ～ 185.52	185.83 ～ 186.14
2023/11/08	184.96	185.67	184.55	185.38	112p	陽線引け	185.67	184.55	186.09	184.97	186.09	184.97	183.61	184.08	184.73	185.20	185.85	186.32	186.97	185.18	Bull	183.65 ～ 184.08	184.51 ～ 184.64	185.20	185.76 ～ 185.89	186.32 ～ 186.75
2023/11/09	185.36	185.90	184.85	184.95	105p	陰線引け	185.90	184.85	185.42	184.38	185.42	184.38	183.52	184.18	184.57	185.23	185.61	186.28	186.66	185.15	Bull	183.79 ～ 184.18	184.58 ～ 184.71	185.23	185.75 ～ 185.88	186.28 ～ 186.68
2023/11/10	184.97	185.34	184.65	185.27	70p	陽線引け	185.34	184.65	185.65	184.96	185.65	184.96	184.13	184.39	184.83	185.08	185.52	185.78	186.22	185.17	Bear	184.12 ～ 184.39	184.65 ～ 184.74	185.08	185.43 ～ 185.51	185.78 ～ 186.05
週足	Open	High	Low	Close	値幅/週	引け形態	真の高値	真の安値	予想高値	予想安値	予想高値	予想安値	LBOP	S2	S1	PP	R1	R2	HBOP	3-days AVG		Support Zone 2	Support Zone 1	BP	Resistance Zone 1	Resistance Zone 2
2023/10/16 ～ 2023/10/20	181.66	182.81	181.18	182.25	164p	陽線引け	-	-					179.71	180.44	181.35	182.08	182.98	183.72	184.62			179.82 ～ 180.44	181.07 ～ 181.26	182.08	182.90 ～ 183.09	183.72 ～ 184.34
2023/10/23 ～ 2023/10/27	182.19	183.76	181.05	181.27	271p	陰線引け	183.76	181.18	182.51	179.93	182.51	179.81	177.59	179.32	180.29	182.03	183.00	184.73	185.70			178.29 ～ 179.32	180.35 ～ 180.67	182.03	183.38 ～ 183.70	184.73 ～ 185.76
2023/10/30 ～ 2023/11/03	181.42	185.02	180.77	184.91	425p	陽線引け	185.02	180.77	187.09	182.84	187.09	182.84	177.86	179.32	182.11	183.57	186.36	187.81	190.61	182.56	Bull	177.69 ～ 179.32	180.94 ～ 181.44	183.57	185.69 ～ 186.19	187.81 ～ 189.44
2023/11/06 ～ 2023/11/10	184.78	185.97	184.55	185.27	141p	陽線引け	185.97	184.55	186.32	184.91	186.32	184.91	183.14	183.85	184.56	185.26	185.97	186.68	187.39	183.62	Bull	183.31 ～ 183.85	184.39 ～ 184.56	185.26	185.97 ～ 186.14	186.68 ～ 187.22

GBP/USD

日足	Open	High	Low	Close	値幅/日	Demark 引け形態	真の高値	真の安値	予想高値	予想安値	予想高値	予想安値	StopLoss LBOP	Support S2	Support S1	Pivot PP	Resistance R1	Resistance R2	StopLoss HBOP	3-days AVG		Support Zone 2	Support Zone 1	BP	Resistance Zone 1	Resistance Zone 2
2023/11/06	1.2371	1.2429	1.2338	1.2347	90p	陰線引け	-	-					1.2224	1.2281	1.2314	1.2371	1.2404	1.2462	1.2495			1.2247 ～ 1.2281	1.2316 ～ 1.2326	1.2371	1.2416 ～ 1.2427	1.2462 ～ 1.2496
2023/11/07	1.2347	1.2347	1.2263	1.2301	85p	陰線引け	1.2347	1.2263	1.2324	1.2240	1.2324	1.2240	1.2175	1.2219	1.2260	1.2304	1.2345	1.2388	1.2430			1.2187 ～ 1.2219	1.2251 ～ 1.2261	1.2304	1.2346 ～ 1.2356	1.2388 ～ 1.2421
2023/11/08	1.2302	1.2302	1.2242	1.2285	60p	陰線引け	1.2302	1.2242	1.2294	1.2234	1.2294	1.2234	1.2191	1.2216	1.2251	1.2276	1.2311	1.2336	1.2371	1.2317	Bear	1.2193 ～ 1.2216	1.2239 ～ 1.2246	1.2276	1.2306 ～ 1.2313	1.2336 ～ 1.2359
2023/11/09	1.2284	1.2309	1.2213	1.2224	96p	陰線引け	1.2309	1.2213	1.2266	1.2171	1.2266	1.2171	1.2093	1.2153	1.2188	1.2248	1.2284	1.2344	1.2379	1.2276	Bear	1.2116 ～ 1.2153	1.2189 ～ 1.2201	1.2248	1.2296 ～ 1.2307	1.2344 ～ 1.2381
2023/11/10	1.2224	1.2238	1.2187	1.2226	51p	陽線引け	1.2238	1.2187	1.2257	1.2207	1.2257	1.2207	1.2146	1.2167	1.2196	1.2217	1.2247	1.2268	1.2297	1.2247	Bear	1.2147 ～ 1.2167	1.2186 ～ 1.2192	1.2217	1.2242 ～ 1.2248	1.2268 ～ 1.2287
週足	Open	High	Low	Close	値幅/週	引け形態	真の高値	真の安値	予想高値	予想安値	予想高値	予想安値	LBOP	S2	S1	PP	R1	R2	HBOP	3-days AVG		Support Zone 2	Support Zone 1	BP	Resistance Zone 1	Resistance Zone 2
2023/10/16 ～ 2023/10/20	1.2147	1.2219	1.2090	1.2161	129p	陽線引け	-	-					1.1965	1.2028	1.2094	1.2157	1.2224	1.2286	1.2353			1.1978 ～ 1.2028	1.2077 ～ 1.2092	1.2157	1.2221 ～ 1.2237	1.2286 ～ 1.2336
2023/10/23 ～ 2023/10/27	1.2162	1.2289	1.2070	1.2120	219p	陰線引け	1.2289	1.2090	1.2205	1.2006	1.2205	1.1986	1.1812	1.1941	1.2031	1.2160	1.2250	1.2379	1.2469			1.1857 ～ 1.1941	1.2024 ～ 1.2050	1.2160	1.2269 ～ 1.2295	1.2379 ～ 1.2462
2023/10/30 ～ 2023/11/03	1.2117	1.2389	1.2090	1.2379	299p	陽線引け	1.2389	1.2090	1.2534	1.2235	1.2534	1.2235	1.1884	1.1987	1.2183	1.2286	1.2482	1.2585	1.2781	1.2201	Bull	1.1873 ～ 1.1987	1.2101 ～ 1.2137	1.2286	1.2436 ～ 1.2471	1.2585 ～ 1.2700
2023/11/06 ～ 2023/11/10	1.2371	1.2429	1.2187	1.2226	241p	陰線引け	1.2429	1.2187	1.2327	1.2086	1.2327	1.2086	1.1892	1.2040	1.2133	1.2281	1.2374	1.2522	1.2615	1.2242	Bull	1.1947 ～ 1.2040	1.2132 ～ 1.2160	1.2281	1.2401 ～ 1.2430	1.2522 ～ 1.2614

IMM扱い8通貨/ダウ/日経/金/オイル/主要クロス円の過去5日及び過去5週の4本値

AUDUSD				5
Date	Open	High	Low	Close
2023/11/10	0.6365	0.6367	0.6339	0.6361
2023/11/09	0.6402	0.6428	0.6364	0.6365
2023/11/08	0.6436	0.6449	0.6397	0.6401
2023/11/07	0.6491	0.6502	0.6404	0.6437
2023/11/06	0.6506	0.6523	0.6485	0.6491

CADUSD				5
Date	Open	High	Low	Close
2023/11/10	0.7243	0.7251	0.7218	0.7248
2023/11/09	0.7250	0.7274	0.7238	0.7244
2023/11/08	0.7265	0.7270	0.7239	0.7250
2023/11/07	0.7301	0.7302	0.7256	0.7265
2023/11/06	0.7319	0.7337	0.7298	0.7304

CHFUSD				5
Date	Open	High	Low	Close
2023/11/10	1.1077	1.1108	1.1054	1.1081
2023/11/09	1.1123	1.1126	1.1061	1.1077
2023/11/08	1.1113	1.1140	1.1081	1.1123
2023/11/07	1.1123	1.1127	1.1088	1.1111
2023/11/06	1.1123	1.1168	1.1116	1.1122

CNYUSD				5
Date	Open	High	Low	Close
2023/11/10	0.1370	0.1370	0.1369	0.1370
2023/11/09	0.1372	0.1374	0.1371	0.1371
2023/11/08	0.1374	0.1376	0.1372	0.1372
2023/11/07	0.1373	0.1374	0.1371	0.1372
2023/11/06	0.1372	0.1375	0.1371	0.1375

EURUSD				5
Date	Open	High	Low	Close
2023/11/10	1.0670	1.0693	1.0657	1.0685
2023/11/09	1.0707	1.0725	1.0660	1.0670
2023/11/08	1.0699	1.0716	1.0660	1.0708
2023/11/07	1.0722	1.0723	1.0664	1.0699
2023/11/06	1.0726	1.0756	1.0716	1.0722

GBPUSD				5
Date	Open	High	Low	Close
2023/11/10	1.2224	1.2238	1.2187	1.2226
2023/11/09	1.2284	1.2309	1.2213	1.2224
2023/11/08	1.2302	1.2302	1.2242	1.2285
2023/11/07	1.2347	1.2347	1.2263	1.2301
2023/11/06	1.2371	1.2429	1.2338	1.2347

JPYUSD				5
Date	Open	High	Low	Close
2023/11/10	0.0066	0.0066	0.0066	0.0066
2023/11/09	0.0066	0.0066	0.0066	0.0066
2023/11/08	0.0067	0.0067	0.0066	0.0066
2023/11/07	0.0067	0.0067	0.0066	0.0067
2023/11/06	0.0067	0.0067	0.0067	0.0067

MXNUSD				5
Date	Open	High	Low	Close
2023/11/10	0.0561	0.0568	0.0557	0.0567
2023/11/09	0.0570	0.0572	0.0559	0.0561
2023/11/08	0.0572	0.0573	0.0569	0.0571
2023/11/07	0.0570	0.0573	0.0568	0.0572
2023/11/06	0.0573	0.0575	0.0569	0.0570

NZDUSD				5
Date	Open	High	Low	Close
2023/11/10	0.5893	0.5905	0.5879	0.5890
2023/11/09	0.5909	0.5955	0.5893	0.5893
2023/11/08	0.5935	0.5942	0.5907	0.5909
2023/11/07	0.5966	0.5966	0.5911	0.5936
2023/11/06	0.5992	0.6002	0.5960	0.5966

Nikkei 225 -Japan (NKX)				5		
Date	Open	High	Low	Close	(ドル建て終値)	出来高
2023/11/10	32491.24	32598.93	32248.24	32568.11	214.93	0 1717223400
2023/11/09	32316.39	32723.71	32193.20	32646.46	215.77	1155451300 1765718300
2023/11/08	32457.23	32512.17	32049.34	32166.48	213.17	1561834600 2304413700
2023/11/07	32551.77	32591.11	32250.93	32271.82	214.64	1067055200 1680087800
2023/11/06	32450.82	32766.54	32395.50	32708.48	218.06	1393639100 2117348900
週4本値	32450.82	32766.54	32049.34	32568.11	214.93	(N225銘柄計) (東証一部全体計)

XAUUSD				5
Date	Open	High	Low	Close
2023/11/10	1958.27	1960.86	1933.37	1936.03
2023/11/09	1950.03	1965.62	1945.01	1958.44
2023/11/08	1969.33	1971.07	1947.56	1950.28
2023/11/07	1978.13	1978.38	1956.78	1969.13
2023/11/06	1992.57	1993.18	1977.47	1977.99
週4本値	1992.57	1993.18	1933.37	1936.03

Dow Jones Industrial - USA (DJIA)				5
Date	Open	High	Low	Close	出来高
2023/11/10	34020.82	34310.36	33905.62	34283.10	302460000
2023/11/09	34163.71	34167.54	33859.77	33891.94	325400000
2023/11/08	34185.92	34252.75	33996.20	34112.27	280330000
2023/11/07	34075.65	34206.98	34026.72	34152.60	281790000
2023/11/06	34092.61	34167.26	33989.72	34095.86	265570000
週4本値	34092.61	34310.36	33859.77	34283.10	

Historical Data by

Stooq yahoo! finance

Arrangeement by

https://fx.najirane.com

Crude Light Oil				5	
Date	Open	High	Low	Close	出来高
2023/11/10	75.59	77.73	75.31	77.17	303430
2023/11/09	75.65	77.16	75.21	75.74	303430
2023/11/08	77.12	77.53	74.91	75.33	429647
2023/11/07	80.93	81.05	77.09	77.37	396289
2023/11/06	81.13	82.24	80.66	80.82	271131
週4本値	81.13	82.24	74.91	77.17	

USDJPY				5
日付	始値	高値	安値	終値
2023/11/10	151.31	151.60	151.22	151.53
2023/11/09	150.90	151.39	150.78	151.30
2023/11/08	150.35	151.06	150.35	150.90
2023/11/07	149.99	150.69	149.94	150.35
2023/11/06	149.38	150.08	149.36	150.00

EURJPY				5
日付	始値	高値	安値	終値
2023/11/10	161.45	161.95	161.36	161.91
2023/11/09	161.56	161.80	161.37	161.44
2023/11/08	160.86	161.73	160.70	161.58
2023/11/07	160.82	161.03	160.43	160.86
2023/11/06	160.22	160.99	160.22	160.82

GBPJPY				5
日付	始値	高値	安値	終値
2023/11/10	184.97	185.34	184.65	185.27
2023/11/09	185.36	185.90	184.85	184.95
2023/11/08	184.96	185.67	184.55	185.38
2023/11/07	185.20	185.46	184.66	184.95
2023/11/06	184.78	185.97	184.78	185.20

USDJPY Weekly				28
日付	始値	高値	安値	終値
2023/11/10	149.38	151.60	149.36	151.53
2023/11/03	149.72	151.72	148.82	149.37
2023/10/27	149.82	150.78	149.33	149.56
2023/10/20	149.46	149.99	149.02	149.87
2023/10/13	149.06	149.83	148.17	149.51

EURJPY Weekly				28
日付	始値	高値	安値	終値
2023/11/10	160.22	161.95	160.22	161.91
2023/11/03	158.12	160.83	157.70	160.30
2023/10/27	158.74	159.92	157.89	158.09
2023/10/20	157.27	158.93	157.19	158.75
2023/10/13	157.33	158.61	156.52	157.18

GBPJPY Weekly				28
日付	始値	高値	安値	終値
2023/11/10	184.78	185.97	184.55	185.27
2023/11/03	181.42	185.02	180.77	184.91
2023/10/27	182.19	183.76	181.05	181.27
2023/10/20	181.66	182.81	181.18	182.25
2023/10/13	181.88	183.82	181.26	181.50

先週のIMM取り扱い対ドル8通貨チャート

2023/11/06 ～ 2023/11/10

※ 赤点線は週最高値/青天線は週最安値、BB中心線はSMA21

Chart by OANDA Japan MetaTrader4

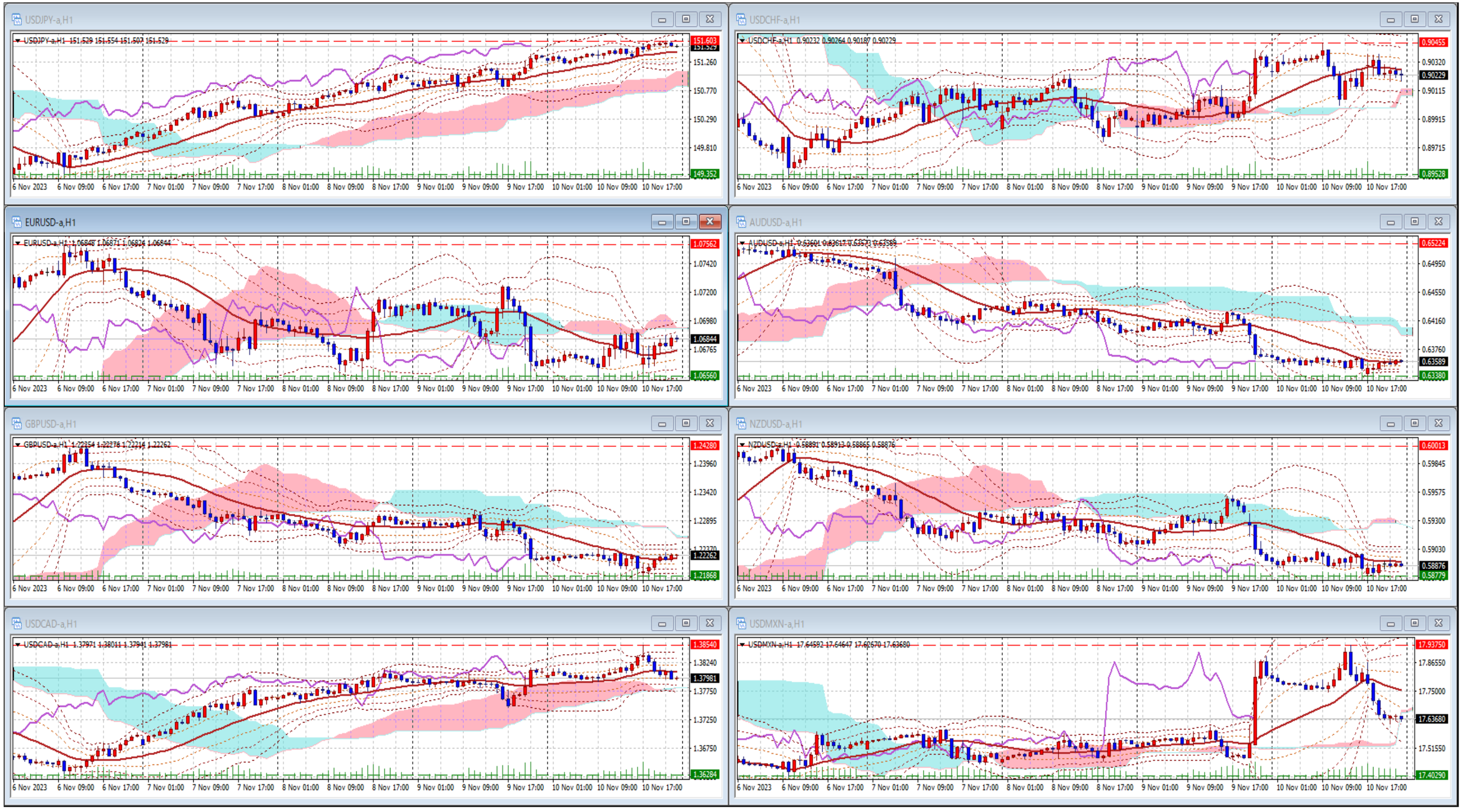

Pivot Maker Ver 3.0 by FX_勝てば官軍？

https://fx.najirane.com