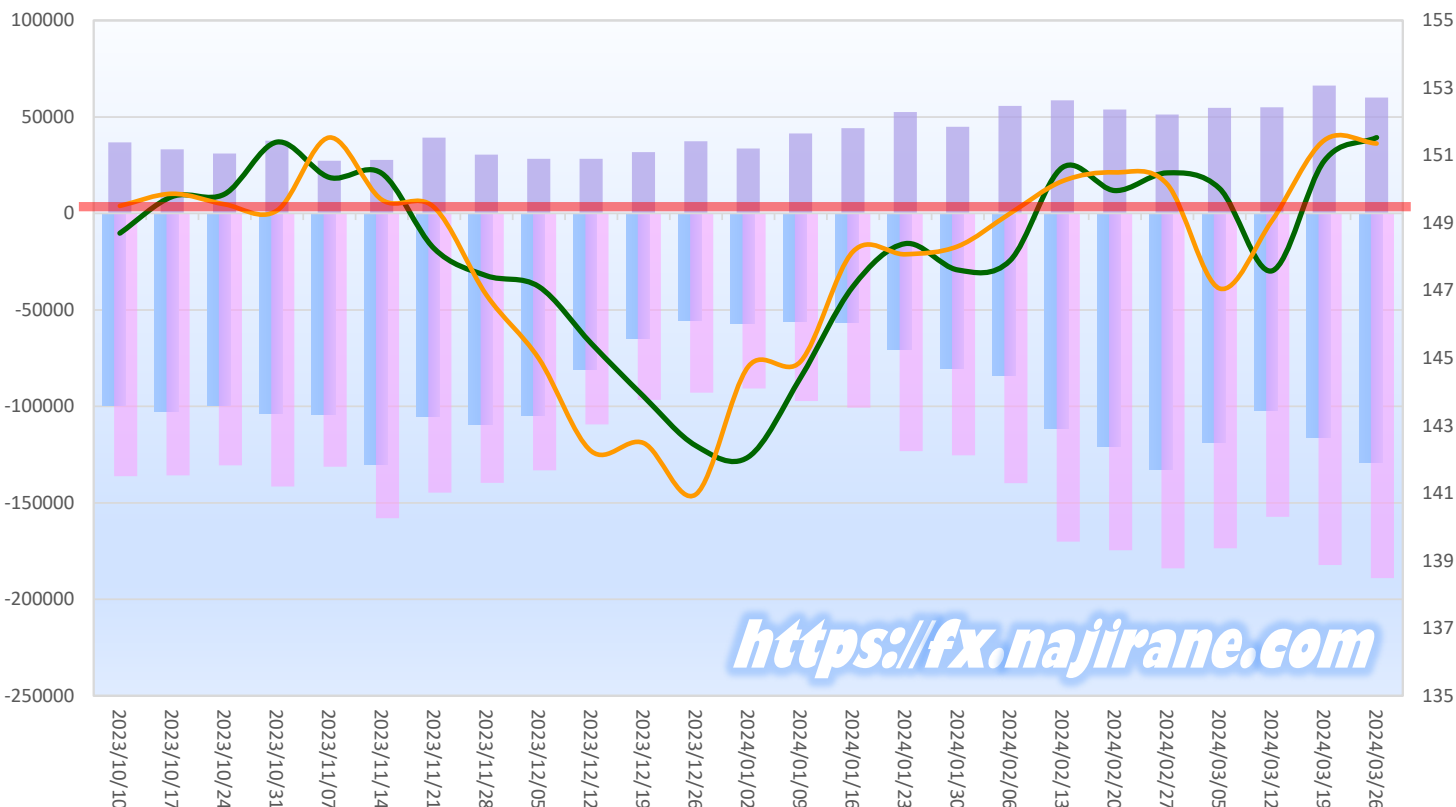


JAPANESE YEN - CHICAGO MERCANTILE EXCHANGE													Code-097741	
2023/10/03 ~ 2024/03/26													2024/04/12 NYクローズ時公表値	
Report_Date	Non Commercial Positions												参考引値	
	Long	増減	増減(%)	Short	増減	増減(%)	売り越し	増減	増減(%)	売買計	増減	増減(%)	3/26(火)	3/29(金)
2024/03/26	59969	-6305	-9.5%	189075	6789	3.7%	129106	13094	11.3%	249044	484	0.2%	151.53	151.36
2024/03/19	66274	11351	20.7%	182286	25041	15.9%	116012	13690	13.4%	248560	36392	17.2%	150.84	151.45
2024/03/12	54923	252	0.5%	157245	-16269	-9.4%	102322	-16521	-13.9%	212168	-16017	-7.0%	147.58	149.07
2024/03/05	54671	3410	6.7%	173514	-10452	-5.7%	118843	-13862	-10.4%	228185	-7042	-3.0%	150.02	147.06
2024/02/27	51261	-2601	-4.8%	183966	9326	5.3%	132705	11927	9.9%	235227	6725	2.9%	150.49	150.15
2024/02/20	53862	-4692	-8.0%	174640	4550	2.7%	120778	9242	8.3%	228502	-142	-0.1%	149.96	150.50
2024/02/13	58554	2908	5.2%	170090	30214	21.6%	111536	27306	32.4%	228644	33122	16.9%	150.65	150.24
2024/02/06	55646	10728	23.9%	139876	14503	11.6%	84230	3775	4.7%	195522	25231	14.8%	147.89	149.28
2024/01/30	44918	-7667	-14.6%	125373	2143	1.7%	80455	9810	13.9%	170291	-5524	-3.1%	147.61	148.31
2024/01/23	52585	8405	19.0%	123230	22490	22.3%	70645	14085	24.9%	175815	30895	21.3%	148.39	148.07
2024/01/16	44180	2816	6.8%	100740	3427	3.5%	56560	611	1.1%	144920	6243	4.5%	147.12	148.15
2024/01/09	41364	7779	23.2%	97313	6533	7.2%	55949	-1246	-2.2%	138677	14312	11.5%	144.43	144.90
2024/01/02	33585	-3736	-10.0%	90780	-2109	-2.3%	57195	1627	2.9%	124365	-5845	-4.5%	142.07	144.75
2023/12/26	37321	5587	17.6%	92889	-3747	-3.9%	55568	-9334	-14.4%	130210	1840	1.4%	142.40	140.97
2023/12/19	31734	3508	12.4%	96636	-12721	-11.6%	64902	-16229	-20.0%	128370	-9213	-6.7%	143.87	142.49
2023/12/12	28226	-40	-0.1%	109357	-23865	-17.9%	81131	-23825	-22.7%	137583	-23905	-14.8%	145.44	142.25
2023/12/05	28266	-2195	-7.2%	133222	-6476	-4.6%	104956	-4281	-3.9%	161488	-8671	-5.1%	147.12	144.99
2023/11/28	30461	-8775	-22.4%	139698	-4992	-3.5%	109237	3783	3.6%	170159	-13767	-7.5%	147.44	146.87
2023/11/21	39236	11464	41.3%	144690	-13331	-8.4%	105454	-24795	-19.0%	183926	-1867	-1.0%	148.25	149.47
2023/11/14	27772	534	2.0%	158021	26743	20.4%	130249	26209	25.2%	185793	27277	17.2%	150.47	149.69
2023/11/07	27238	-10403	-27.6%	131278	-10211	-7.2%	104040	192	0.2%	158516	-20614	-11.5%	150.35	151.53
2023/10/31	37641	6677	21.6%	141489	10896	8.3%	103848	4219	4.2%	179130	17573	10.9%	151.40	149.37
2023/10/24	30964	-2175	-6.6%	130593	-5204	-3.8%	99629	-3029	-3.0%	161557	-7379	-4.4%	149.86	149.56
2023/10/17	33139	-3641	-9.9%	135797	-459	-0.3%	102658	3182	3.2%	168936	-4100	-2.4%	149.78	149.87
2023/10/10	36780	-10764	-22.6%	136256	-25276	-15.6%	99476	-14512	-12.7%	173036	-36040	-17.2%	148.70	149.51
2023/10/03	47544			161532			113988			209076			149.06	149.34

### JAPANESE YEN - CHICAGO MERCANTILE EXCHANGE FUTURES ONLY POSITIONS

売越し Long Short 火曜終値 金曜終値

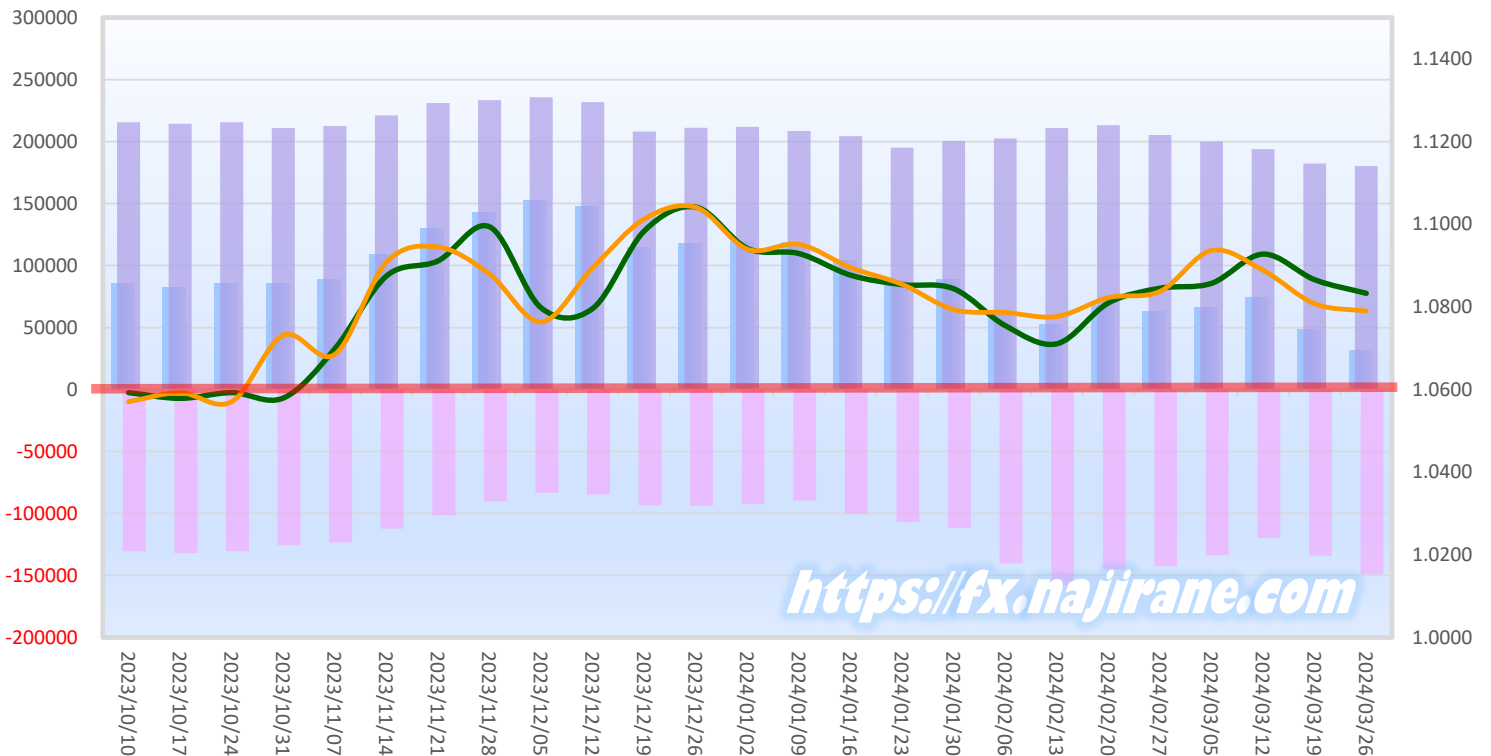


**EURO FX - CHICAGO MERCANTILE EXCHANGE** Code-099741  
 2023/10/03 ~ 2024/03/26 2024/04/12 NYクローズ時公表値

Report_Date	Non Commercial Positions										参考引け値			
	Long	増減		Short	増減		売り越し	増減		売買計	増減	3/26(火)	3/29(金)	
2024/03/26	180193	-2189	-1.2%	148999	14959	11.2%	-31194	-17148	-35.5%	329192	12770	4.0%	1.0833	1.0790
2024/03/19	182382	-11616	-6.0%	134040	14449	12.1%	-48342	-26065	-35.0%	316422	2833	0.9%	1.0866	1.0808
2024/03/12	193998	-6027	-3.0%	119591	-14123	-10.6%	-74407	8096	12.2%	313589	-20150	-6.0%	1.0928	1.0889
2024/03/05	200025	-5209	-2.5%	133714	-8666	-6.1%	-66311	3457	5.5%	333739	-13875	-4.0%	1.0857	1.0937
2024/02/27	205234	-7960	-3.7%	142380	-2798	-1.9%	-62854	-5162	-7.6%	347614	-10758	-3.0%	1.0845	1.0838
2024/02/20	213194	2346	1.1%	145178	-12832	-8.1%	-68016	15178	28.7%	358372	-10486	-2.8%	1.0810	1.0822
2024/02/13	210848	8398	4.1%	158010	17713	12.6%	-52838	-9315	-15.0%	368858	26111	7.6%	1.0711	1.0777
2024/02/06	202450	2090	1.0%	140297	28708	25.7%	-62153	-26618	-30.0%	342747	30798	9.9%	1.0755	1.0786
2024/01/30	200360	5170	2.6%	111589	4723	4.4%	-88771	447	0.5%	311949	9893	3.3%	1.0844	1.0793
2024/01/23	195190	-9104	-4.5%	106866	6664	6.7%	-88324	-15768	-15.1%	302056	-2440	-0.8%	1.0854	1.0855
2024/01/16	204294	-4179	-2.0%	100202	10606	11.8%	-104092	-14785	-12.4%	304496	6427	2.2%	1.0877	1.0895
2024/01/09	208473	-3439	-1.6%	89596	-2840	-3.1%	-118877	-599	-0.5%	298069	-6279	-2.1%	1.0929	1.0951
2024/01/02	211912	717	0.3%	92436	-1368	-1.5%	-119476	2085	1.8%	304348	-651	-0.2%	1.0941	1.0940
2023/12/26	211195	3117	1.5%	93804	318	0.3%	-117391	2799	2.4%	304999	3435	1.1%	1.1042	1.1041
2023/12/19	208078	-23759	-10.2%	93486	8976	10.6%	-114592	-32735	-22.2%	301564	-14783	-4.7%	1.0984	1.1013
2023/12/12	231837	-3847	-1.6%	84510	1186	1.4%	-147327	-5033	-3.3%	316347	-2661	-0.8%	1.0796	1.0895
2023/12/05	235684	2230	1.0%	83324	-6965	-7.7%	-152360	9195	6.4%	319008	-4735	-1.5%	1.0798	1.0764
2023/11/28	233454	2359	1.0%	90289	-11152	-11.0%	-143165	13511	10.4%	323743	-8793	-2.6%	1.0994	1.0880
2023/11/21	231095	9905	4.5%	101441	-10842	-9.7%	-129654	20747	19.1%	332536	-937	-0.3%	1.0911	1.0945
2023/11/14	221190	8707	4.1%	112283	-11144	-9.0%	-108907	19851	22.3%	333473	-2437	-0.7%	1.0875	1.0908
2023/11/07	212483	1649	0.8%	123427	-2018	-1.6%	-89056	3667	4.3%	335910	-369	-0.1%	1.0699	1.0685
2023/10/31	210834	-4735	-2.2%	125445	-4871	-3.7%	-85389	136	0.2%	336279	-9606	-2.8%	1.0579	1.0732
2023/10/24	215569	1256	0.6%	130316	-1587	-1.2%	-85253	2843	3.4%	345885	-331	-0.1%	1.0593	1.0571
2023/10/17	214313	6791	3.3%	131903	-87	-0.1%	-82410	6878	9.1%	346216	6704	2.0%	1.0579	1.0592
2023/10/10	207522	-4261	-2.0%	131990	-850	-0.6%	-75532	-3411	-4.3%	339512	-5111	-1.5%	1.0605	1.0514
2023/10/03	211783			132840			-78943			344623			1.0465	1.0590

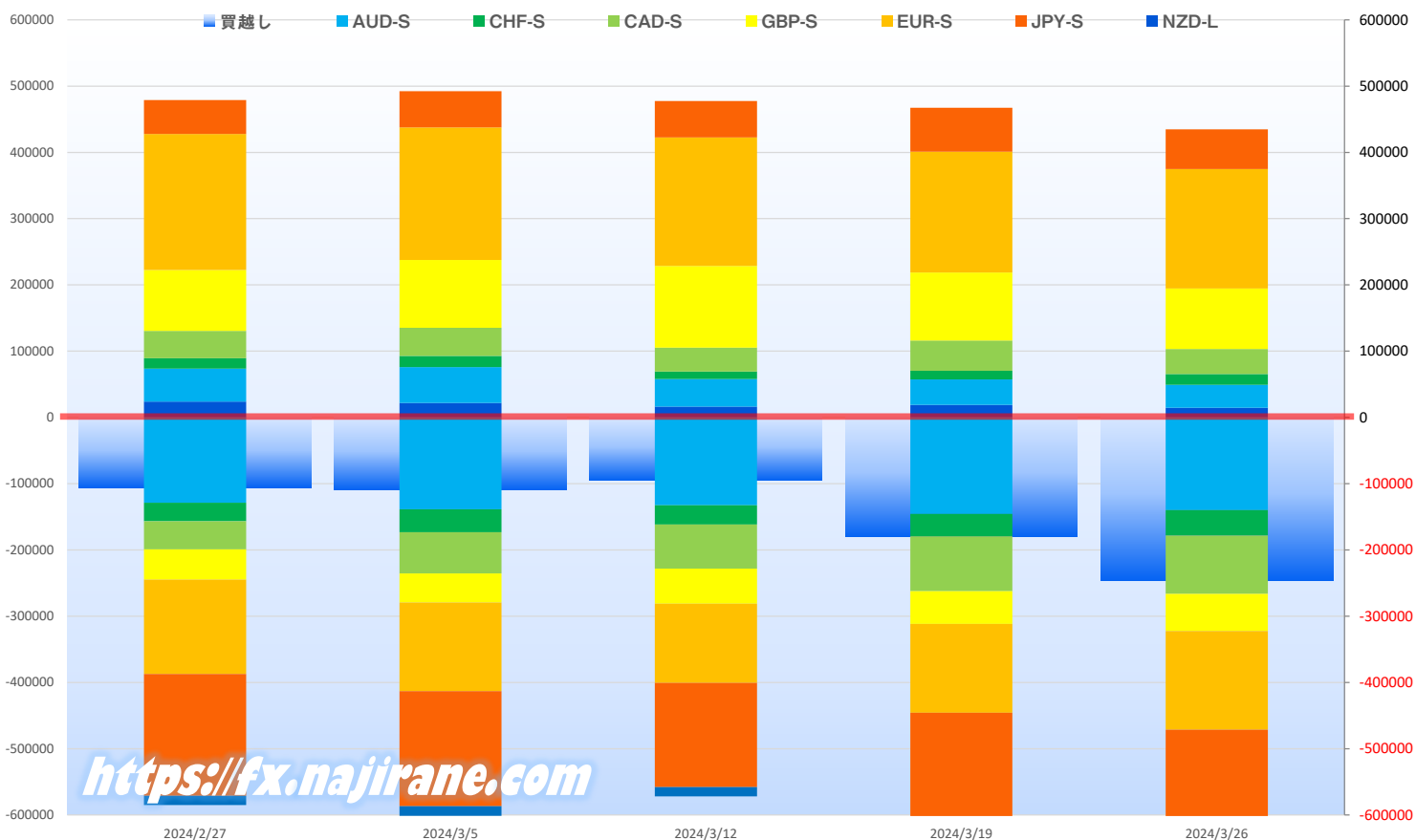
**EURO FX - CHICAGO MERCANTILE EXCHANGE  
 FUTURES ONLY POSITIONS**

■ 売越し ■ Long ■ Short ■ 火曜終値 ■ 金曜終値



	2024/02/27			2024/03/05			2024/03/12			2024/03/19			2024/03/26		
	Long	Short	売り越し	Long	Short	売り越し	Long	Short	売り越し	Long	Short	売り越し	Long	Short	売り越し
JPY	51261	183966	132705	54671	173514	118843	54923	157245	102322	66274	182286	116012	59969	189075	129106
	前週比 枚数増減 (枚)			3410	-10452	-13862	252	-16269	-16521	11351	25041	13690	-6305	6789	13094
	前週比 枚数増減 (%)			6.7%	-5.7%	-10.4%	0.5%	-9.4%	-13.9%	20.7%	15.9%	13.4%	-9.5%	3.7%	11.3%
EUR	205234	142380	-62854	200025	133714	-66311	193998	119591	-74407	182382	134040	-48342	180193	148999	-31194
	前週比 枚数増減 (枚)			-5209	-8666	3457	-6027	-14123	8096	-11616	14449	-26065	-2189	14959	-17148
	前週比 枚数増減 (%)			-2.5%	-6.1%	5.5%	-3.0%	-10.6%	12.2%	-6.0%	12.1%	-35.0%	-1.2%	11.2%	-35.5%
GBP	91970	45612	-46358	102279	43894	-58385	123285	52834	-70451	102605	49405	-53200	91261	56091	-35170
	前週比 枚数増減 (枚)			10309	-1718	12027	21006	8940	12066	-20680	-3429	-17251	-11344	6686	-18030
	前週比 枚数増減 (%)			11.2%	-3.8%	25.9%	20.5%	20.4%	20.7%	-16.8%	-6.5%	-24.5%	-11.1%	13.5%	-33.9%
AUD	49640	128816	79176	53966	138709	84743	41591	132431	90840	38207	145745	107538	34438	139890	105452
	前週比 枚数増減 (枚)			4326	9893	5567	-12375	-6278	6097	-3384	13314	16698	-3769	-5855	-2086
	前週比 枚数増減 (%)			8.7%	7.7%	7.0%	-22.9%	-4.5%	7.2%	-8.1%	10.1%	18.4%	-9.9%	-4.0%	-1.9%
CAD	41158	42536	1378	42590	62427	19837	35964	66838	30874	45761	82909	37148	37915	88205	50290
	前週比 枚数増減 (枚)			1432	19891	18459	-6626	4411	11037	9797	16071	6274	-7846	5296	13142
	前週比 枚数増減 (%)			3.5%	46.8%	1339.6%	-15.6%	7.1%	55.6%	27.2%	24.0%	20.3%	-17.1%	6.4%	35.4%
CHF	15857	27838	11981	16935	34486	17551	11236	29106	17870	13003	33503	20500	16323	38291	21968
	前週比 枚数増減 (枚)			1078	6648	5570	-5699	-5380	319	1767	4397	2630	3320	4788	1468
	前週比 枚数増減 (%)			6.8%	23.9%	46.5%	-33.7%	-15.6%	1.8%	15.7%	15.1%	14.7%	25.5%	14.3%	7.2%
NZD	23942	13885	-10057	21899	14671	-7228	16391	13926	-2465	19064	19253	189	14680	20704	6024
	前週比 枚数増減 (枚)			-2043	786	-2829	-5508	-745	-4763	2673	5327	2654	-4384	1451	5835
	前週比 枚数増減 (%)			-8.5%	5.7%	-28.1%	-25.2%	-5.1%	-65.9%	16.3%	38.3%	107.7%	-23.0%	7.5%	3087.3%
MXN	146118	52304	-93814	171871	65285	-106586	180140	75848	-104292	183182	54512	-128670	184361	52293	-132068
	前週比 枚数増減 (枚)			25753	12981	12772	8269	10563	-2294	3042	-21336	24378	1179	-2219	3398
	前週比 枚数増減 (%)			17.6%	24.8%	13.6%	4.8%	16.2%	-2.2%	1.7%	-28.1%	23.4%	0.6%	-4.1%	2.6%
Total All 8	625180	637337	12157	664236	666700	2464	657528	647819	-9709	650478	701653	51175	619140	733548	114408
	前週比 枚数増減 (枚)			39056	29363	-9693	-6708	-18881	12173	-7050	53834	60884	-31338	31895	63233
	前週比 枚数増減 (%)			6.2%	4.6%	-79.7%	-1.0%	-2.8%	494.0%	-1.1%	8.3%	627.1%	-4.8%	4.5%	123.6%
Total 7 (MXN除く)	479062	585033	105971	492365	601415	109050	477388	571971	94583	467296	647141	179845	434779	681255	246476
	前週比 枚数増減 (枚)			13303	16382	3079	-14977	-29444	-14467	-10092	75170	85262	-32517	34114	66631
	前週比 枚数増減 (%)			2.8%	2.8%	2.9%	-3.0%	-4.9%	-13.3%	-2.1%	13.1%	90.1%	-7.0%	5.3%	37.0%

## 直近5週 CFTC IMM主要7通貨の売買構成

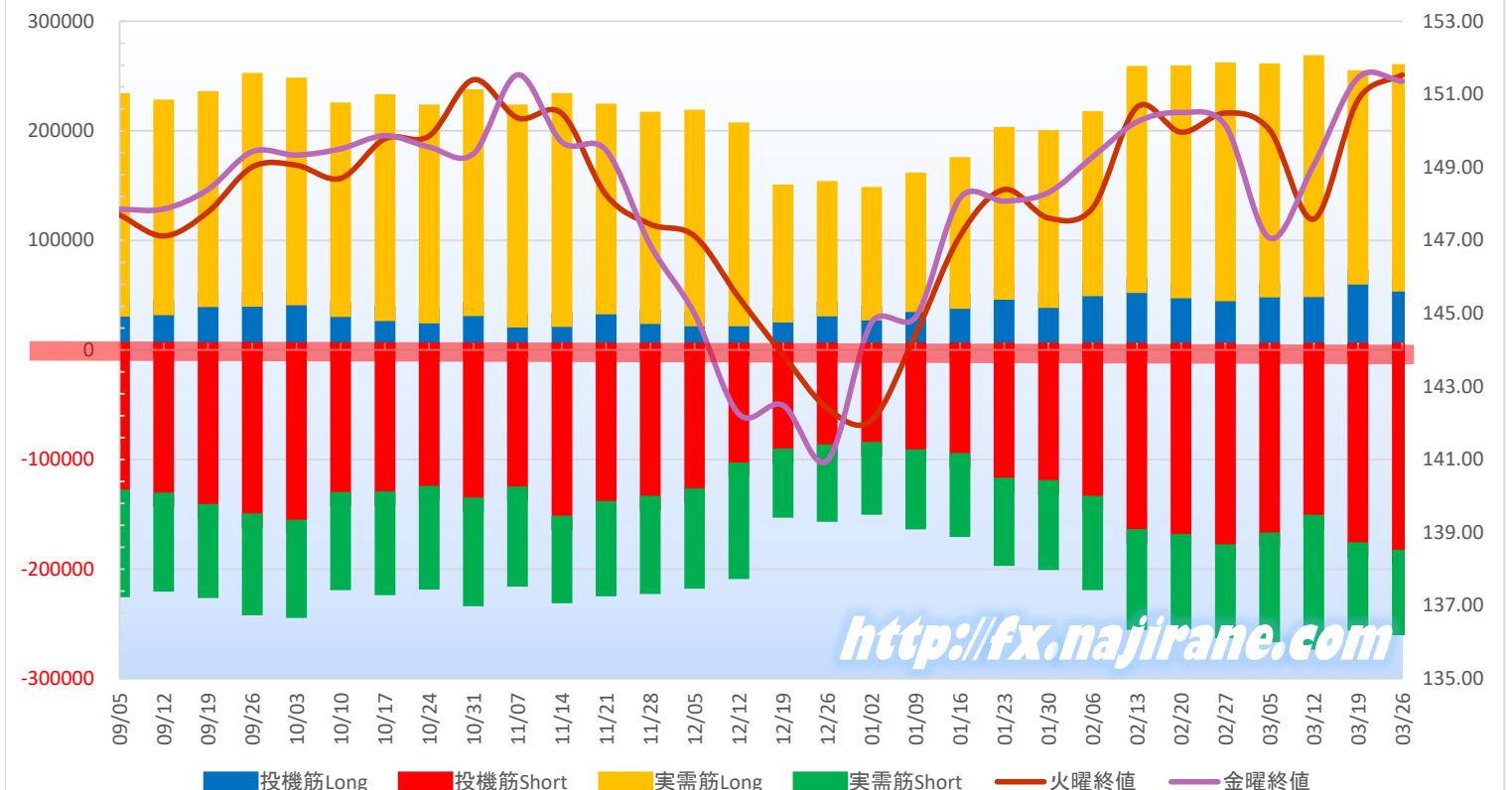


JAPANESE YEN - CHICAGO MERCANTILE EXCHANGE  
FUTURES ONLY POSITIONS

Code-097741  
2024/04/12 公表値

Date	投機筋集計				実需筋集計				投機筋+実需筋合計				ドル円終値	
	円買い	円売り	売り越し	売買計	円買い	円売り	売り越し	売買計	円買い	円売り	売り越し	売買計	火曜締め	金曜締め
2024/03/26	59969	189075	129106	249044	194045	64457	-129588	258502	254014	253532	-482	507546	151.53	151.36
2024/03/19	66274	182286	116012	248560	182299	67180	-115119	249479	248573	249466	893	498039	150.84	151.45
2024/03/12	54923	157245	102322	212168	207478	109601	-97877	317079	262401	266846	4445	529247	147.58	149.07
2024/03/05	54671	173514	118843	228185	200129	86604	-113525	286733	254800	260118	5318	514918	150.02	147.06
2024/02/27	51261	183966	132705	235227	204425	72443	-131982	276868	255686	256409	723	512095	150.49	150.15
2024/02/20	53862	174640	120778	228502	199061	73207	-125854	272268	252923	247847	-5076	500770	149.96	150.50
2024/02/13	58554	170090	111536	228644	194067	78895	-115172	272962	252621	248985	-3636	501606	150.65	150.24
2024/02/06	55646	139876	84230	195522	155571	72588	-82983	228159	211217	212464	1247	423681	147.89	149.28
2024/01/30	44918	125373	80455	170291	148972	68838	-80134	217810	193890	194211	321	388101	147.61	148.31
2024/01/23	52585	123230	70645	175815	144222	67230	-76992	211452	196807	190460	-6347	387267	148.39	148.07
2024/01/16	44180	100740	56560	144920	125048	63324	-61724	188372	169228	164064	-5164	333292	147.12	148.15
2024/01/09	41364	97313	55949	138677	113876	59685	-54191	173561	155240	156998	1758	312238	144.43	144.90
2024/01/02	33585	90780	57195	124365	108605	53116	-55489	161721	142190	143896	1706	286086	142.07	144.75
2023/12/26	37321	92889	55568	130210	110013	57354	-52659	167367	147334	150243	2909	297577	142.40	140.97
2023/12/19	31734	96636	64902	128370	112422	49729	-62693	162151	144156	146365	2209	290521	143.87	142.49
2023/12/12	28226	109357	81131	137583	172756	93229	-79527	265985	200982	202586	1604	403568	145.44	142.25
2023/12/05	28266	133222	104956	161488	184156	77938	-106218	262094	212422	211160	-1262	423582	147.12	144.99
2023/11/28	30461	139698	109237	170159	180134	76442	-103692	256576	210595	216140	5545	426735	147.44	146.87
2023/11/21	39236	144690	105454	183926	178832	73404	-105428	252236	218068	218094	26	436162	148.25	149.47
2023/11/14	27772	158021	130249	185793	199890	66618	-133272	266508	227662	224639	-3023	452301	150.47	149.69
2023/11/07	27238	131278	104040	158516	189951	77994	-111957	267945	217189	209272	-7917	426461	150.35	151.53
2023/10/31	37641	141489	103848	179130	193460	85894	-107566	279354	231101	227383	-3718	458484	151.40	149.37
2023/10/24	30964	130593	99629	161557	186381	81572	-104809	267953	217345	212165	-5180	429510	149.86	149.56
2023/10/17	33139	135797	102658	168936	193634	81275	-112359	274909	226773	217072	-9701	443845	149.78	149.87
2023/10/10	36780	136256	99476	173036	182514	76362	-106152	258876	219294	212618	-6676	431912	148.70	149.51
2023/10/03	47544	161532	113988	209076	194193	76324	-117869	270517	241737	237856	-3881	479593	149.06	149.34
2023/09/26	46169	155681	109512	201850	200015	79788	-120227	279803	246184	235469	-10715	481653	149.01	149.43
2023/09/19	45737	147356	101619	193093	183927	72482	-111445	256409	229664	219838	-9826	449502	147.78	148.39
2023/09/12	38247	136960	98713	175207	183589	76945	-106644	260534	221836	213905	-7931	435741	147.12	147.86
2023/09/05	37014	134150	97136	171164	190804	84937	-105867	275741	227818	219087	-8731	446905	147.70	147.85

JAPANESE YEN - CHICAGO MERCANTILE EXCHANGE  
FUTURES ONLY POSITIONS Cord-097741

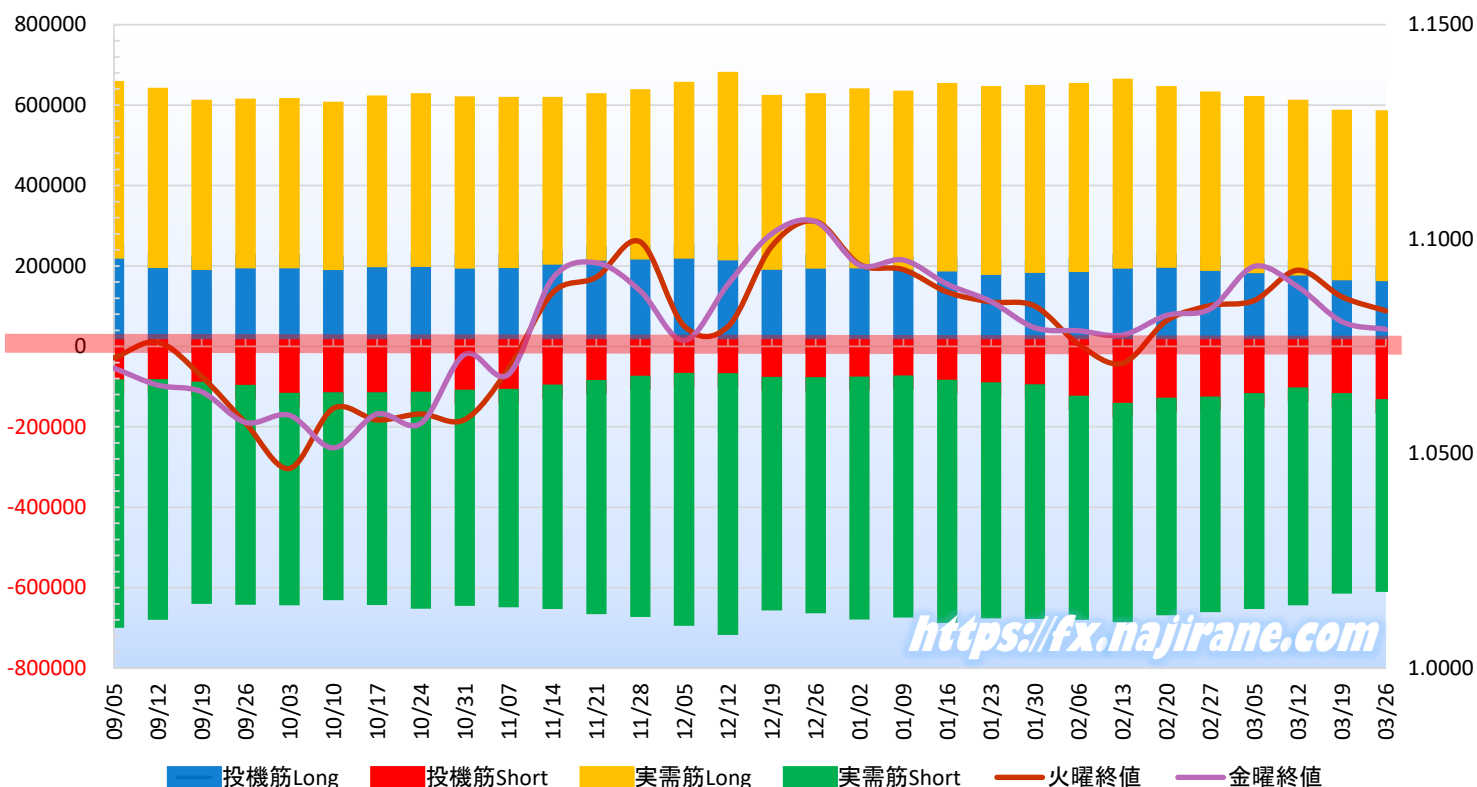


**EURO FX - CHICAGO MERCANTILE EXCHANGE  
FUTURES ONLY POSITIONS**

**Code-099741  
2024/04/12 公表値**

Date	投機筋集計				実需筋集計				投機筋+実需筋合計				ユーロドル終値	
	EUR買い	EUR売り	売り越し	売買計	EUR買い	EUR売り	売り越し	売買計	EUR買い	EUR売り	売り越し	売買計	火曜締め	金曜締め
2024/03/26	180193	148999	-31194	329192	389331	443503	54172	832834	569524	592502	22978	1162026	1.0833	1.0790
2024/03/19	182382	134040	-48342	316422	388839	462969	74130	851808	571221	597009	25788	1168230	1.0866	1.0808
2024/03/12	193998	119591	-74407	313589	402081	506685	104604	908766	596079	626276	30197	1222355	1.0928	1.0889
2024/03/05	200025	133714	-66311	333739	404771	501537	96766	906308	604796	635251	30455	1240047	1.0857	1.0937
2024/02/27	205234	142380	-62854	347614	411117	501018	89901	912135	616351	643398	27047	1259749	1.0845	1.0838
2024/02/20	213194	145178	-68016	358372	416183	505634	89451	921817	629377	650812	21435	1280189	1.0810	1.0822
2024/02/13	210848	158010	-52838	368858	437266	509530	72264	946796	648114	667540	19426	1315654	1.0711	1.0777
2024/02/06	202450	140297	-62153	342747	434993	521879	86886	956872	637443	662176	24733	1299619	1.0755	1.0786
2024/01/30	200360	111589	-88771	311949	432311	548317	116006	980628	632671	659906	27235	1292577	1.0844	1.0793
2024/01/23	195190	106866	-88324	302056	434578	551975	117397	986553	629768	658841	29073	1288609	1.0854	1.0855
2024/01/16	204294	100202	-104092	304496	433577	570090	136513	1003667	637871	670292	32421	1308163	1.0877	1.0895
2024/01/09	208473	89596	-118877	298069	409738	566625	156887	976363	618211	656221	38010	1274432	1.0929	1.0951
2024/01/02	211912	92436	-119476	304348	411907	569293	157386	981200	623819	661729	37910	1285548	1.0941	1.0940
2023/12/26	211195	93804	-117391	304999	400897	552083	151186	952980	612092	645887	33795	1257979	1.1042	1.1041
2023/12/19	208078	93486	-114592	301564	399732	545354	145622	945086	607810	638840	31030	1246650	1.0984	1.1013
2023/12/12	231837	84510	-147327	316347	433209	615566	182357	1048775	665046	700076	35030	1365122	1.0796	1.0895
2023/12/05	235684	83324	-152360	319008	404550	593479	188929	998029	640234	676803	36569	1317037	1.0798	1.0764
2023/11/28	233454	90289	-143165	323743	388784	565099	176315	953883	622238	655388	33150	1277626	1.0994	1.0880
2023/11/21	231095	101441	-129654	332536	380815	546633	165818	927448	611910	648074	36164	1259984	1.0911	1.0945
2023/11/14	221190	112283	-108907	333473	381765	522752	140987	904517	602955	635035	32080	1237990	1.0875	1.0908
2023/11/07	212483	123427	-89056	335910	390336	507851	117515	898187	602819	631278	28459	1234097	1.0699	1.0685
2023/10/31	210834	125445	-85389	336279	393348	502379	109031	895727	604182	627824	23642	1232006	1.0579	1.0732
2023/10/24	215569	130316	-85253	345885	396435	504431	107996	900866	612004	634747	22743	1246751	1.0593	1.0571
2023/10/17	214313	131903	-82410	346216	391704	493327	101623	885031	606017	625230	19213	1231247	1.0579	1.0592
2023/10/10	207522	131990	-75532	339512	383243	481536	98293	864779	590765	613526	22761	1204291	1.0605	1.0514
2023/10/03	211783	132840	-78943	344623	388473	493225	104752	881698	600256	626065	25809	1226321	1.0465	1.0590
2023/09/26	211516	113117	-98399	324633	387030	511437	124407	898467	598546	624554	26008	1223100	1.0571	1.0573
2023/09/19	207424	105443	-101981	312867	388465	517207	128742	905672	595889	622650	26761	1218539	1.0680	1.0644
2023/09/12	212376	99296	-113080	311672	412967	562948	149981	975915	625343	662244	36901	1287587	1.0760	1.0660
2023/09/05	235732	99501	-136231	335233	406485	582339	175854	988824	642217	681840	39623	1324057	1.0723	1.0700

**EURO FX - CHICAGO MERCANTILE EXCHANGE  
FUTURES ONLY POSITIONS Code-099741**



<https://fx.najirane.com>













# IMM扱い8通貨/ダウ/日経/金/オイル/主要クロス円の過去5日及び過去5週の4本値

AUDUSD 5					CADUSD 5					CHFUSD 5				
Date	Open	High	Low	Close	Date	Open	High	Low	Close	Date	Open	High	Low	Close
2024/03/29	0.6515	0.6533	0.6505	0.6520	2024/03/29	0.7388	0.7389	0.7374	0.7383	2024/03/29	1.1093	1.1096	1.1077	1.1085
2024/03/28	0.6521	0.6540	0.6485	0.6515	2024/03/28	0.7362	0.7393	0.7345	0.7388	2024/03/28	1.1047	1.1111	1.1032	1.1093
2024/03/27	0.6534	0.6539	0.6511	0.6521	2024/03/27	0.7361	0.7372	0.7349	0.7362	2024/03/27	1.1065	1.1074	1.1023	1.1047
2024/03/26	0.6539	0.6559	0.6531	0.6534	2024/03/26	0.7361	0.7378	0.7358	0.7361	2024/03/26	1.1115	1.1122	1.1058	1.1065
2024/03/25	0.6515	0.6547	0.6510	0.6539	2024/03/25	0.7349	0.7369	0.7345	0.7361	2024/03/25	1.1143	1.1149	1.1113	1.1115

CNYUSD 5					EURUSD 5					GBPUSD 5				
Date	Open	High	Low	Close	Date	Open	High	Low	Close	Date	Open	High	Low	Close
2024/03/29	0.1377	0.1379	0.1377	0.1378	2024/03/29	1.0789	1.0805	1.0768	1.0790	2024/03/29	1.2625	1.2645	1.2611	1.2619
2024/03/28	0.1378	0.1380	0.1376	0.1377	2024/03/28	1.0814	1.0827	1.0775	1.0788	2024/03/28	1.2617	1.2655	1.2586	1.2625
2024/03/27	0.1380	0.1380	0.1378	0.1379	2024/03/27	1.0833	1.0839	1.0811	1.0814	2024/03/27	1.2629	1.2641	1.2606	1.2617
2024/03/26	0.1379	0.1382	0.1379	0.1380	2024/03/26	1.0837	1.0864	1.0825	1.0833	2024/03/26	1.2637	1.2668	1.2622	1.2628
2024/03/25	0.1374	0.1383	0.1373	0.1379	2024/03/25	1.0809	1.0843	1.0802	1.0837	2024/03/25	1.2597	1.2652	1.2592	1.2637

JPYUSD 5					MXNUSD 5					NZDUSD 5				
Date	Open	High	Low	Close	Date	Open	High	Low	Close	Date	Open	High	Low	Close
2024/03/29	0.0066	0.0066	0.0066	0.0066	2024/03/29	0.0602	0.0604	0.0601	0.0604	2024/03/29	0.5975	0.5989	0.5968	0.5981
2024/03/28	0.0066	0.0066	0.0066	0.0066	2024/03/28	0.0604	0.0604	0.0601	0.0602	2024/03/28	0.5991	0.6004	0.5957	0.5975
2024/03/27	0.0066	0.0066	0.0066	0.0066	2024/03/27	0.0601	0.0606	0.0600	0.0604	2024/03/27	0.6003	0.6011	0.5988	0.5990
2024/03/26	0.0066	0.0066	0.0066	0.0066	2024/03/26	0.0599	0.0601	0.0598	0.0601	2024/03/26	0.6001	0.6031	0.5996	0.6003
2024/03/25	0.0066	0.0066	0.0066	0.0066	2024/03/25	0.0596	0.0600	0.0596	0.0599	2024/03/25	0.5990	0.6013	0.5987	0.6001

Nikkei 225 -Japan (NIK)					5営業日以内に休業日あり	
Date	Open	High	Low	Close	(ドル建て終値)	出来高
2024/03/29	40277.45	40521.71	40268.11	40369.44	266.72	0
2024/03/28	40324.42	40482.02	40054.06	40168.07	265.28	1356287300
2024/03/27	40517.17	40979.36	40452.21	40762.73	269.35	1213124100
2024/03/26	40345.04	40529.53	40280.85	40398.03	266.60	1013657500
2024/03/25	40798.96	40837.18	40414.12	40414.12	266.90	1014820700
週4本値	40798.96	40979.36	40054.06	40369.44	266.72	(N225銘柄計)【東証一部全体計】

XAUUSD 5				
Date	Open	High	Low	Close
2024/03/29	2233.45	2234.17	2233.45	2234.12
2024/03/28	2192.53	2234.53	2187.44	2233.99
2024/03/27	2178.39	2197.61	2173.81	2192.36
2024/03/26	2172.19	2199.96	2167.86	2178.38
2024/03/25	2166.41	2181.15	2163.76	2172.09
週4本値	2166.41	2234.53	2163.76	2234.12

Dow Jones Industrial - USA (DJIA)					5営業日以内に休業日あり	
Date	Open	High	Low	Close	出来高	
2024/03/28	39763.74	39868.59	39717.25	39807.37	360970000	
2024/03/27	39461.98	39769.41	39461.98	39760.08	332190000	
2024/03/26	39338.32	39439.44	39277.19	39282.33	306940000	
2024/03/25	39410.54	39430.17	39296.03	39313.64	323670000	
2024/03/22	39774.06	39824.76	39469.53	39475.90	332340000	
週4本値	39774.06	39868.59	39277.19	39807.37		

Historical Data by  
**Stooq** **yahoo!**  
 finance  
 Arrangement by  
<https://fx.najirane.com>

Crude Light Oil 5					
Date	Open	High	Low	Close	出来高
2024/03/29	0.00	0.00	0.00	0.00	0
2024/03/28	81.71	83.21	81.52	83.17	249964
2024/03/27	81.29	81.74	80.55	81.35	249964
2024/03/26	81.94	82.36	81.22	81.62	235845
2024/03/25	80.85	82.48	80.59	81.95	300360
週4本値	80.85	83.21	0.00	0.00	

USDJPY 5					EURJPY 5					GBPJPY 5				
日付	始値	高値	安値	終値	日付	始値	高値	安値	終値	日付	始値	高値	安値	終値
2024/03/29	151.42	151.50	151.18	151.36	2024/03/29	163.36	163.53	162.97	163.31	2024/03/29	191.16	191.43	190.82	190.99
2024/03/28	151.33	151.55	151.15	151.42	2024/03/28	163.65	163.93	163.19	163.35	2024/03/28	190.94	191.37	190.63	191.16
2024/03/27	151.53	151.97	151.03	151.34	2024/03/27	164.15	164.53	163.55	163.65	2024/03/27	191.36	191.66	190.64	190.94
2024/03/26	151.42	151.60	151.21	151.53	2024/03/26	164.09	164.41	163.97	164.15	2024/03/26	191.34	191.68	191.11	191.36
2024/03/25	151.28	151.54	151.05	151.42	2024/03/25	163.52	164.22	163.32	164.10	2024/03/25	190.58	191.57	190.35	191.35

USDJPY Weekly					EURJPY Weekly					GBPJPY Weekly				
日付	始値	高値	安値	終値	日付	始値	高値	安値	終値	日付	始値	高値	安値	終値
2024/03/29	151.28	151.97	151.03	151.36	2024/03/29	163.52	164.53	162.97	163.31	2024/03/29	190.58	191.68	190.35	190.99
2024/03/22	148.98	151.86	148.92	151.45	2024/03/22	162.19	165.36	161.95	163.68	2024/03/22	189.71	193.54	189.54	190.83
2024/03/15	147.05	149.33	146.49	149.05	2024/03/15	160.84	162.68	160.23	162.31	2024/03/15	188.28	190.15	187.97	189.84
2024/03/08	150.12	150.57	146.49	146.95	2024/03/08	162.73	163.52	160.23	160.83	2024/03/08	190.94	191.19	187.97	189.00
2024/03/01	150.43	150.85	130.42	150.44	2024/03/01	162.80	163.72	161.69	162.73	2024/03/01	191.10	191.32	189.06	190.04

# 先週のIMM取り扱い対ドル8通貨チャート

※ 赤点線は週最高値/青天線は週最低値、BB中心線はSMA21

2024/03/25 ~ 2024/03/29

Chart by OANDA Japan MetaTrader4

