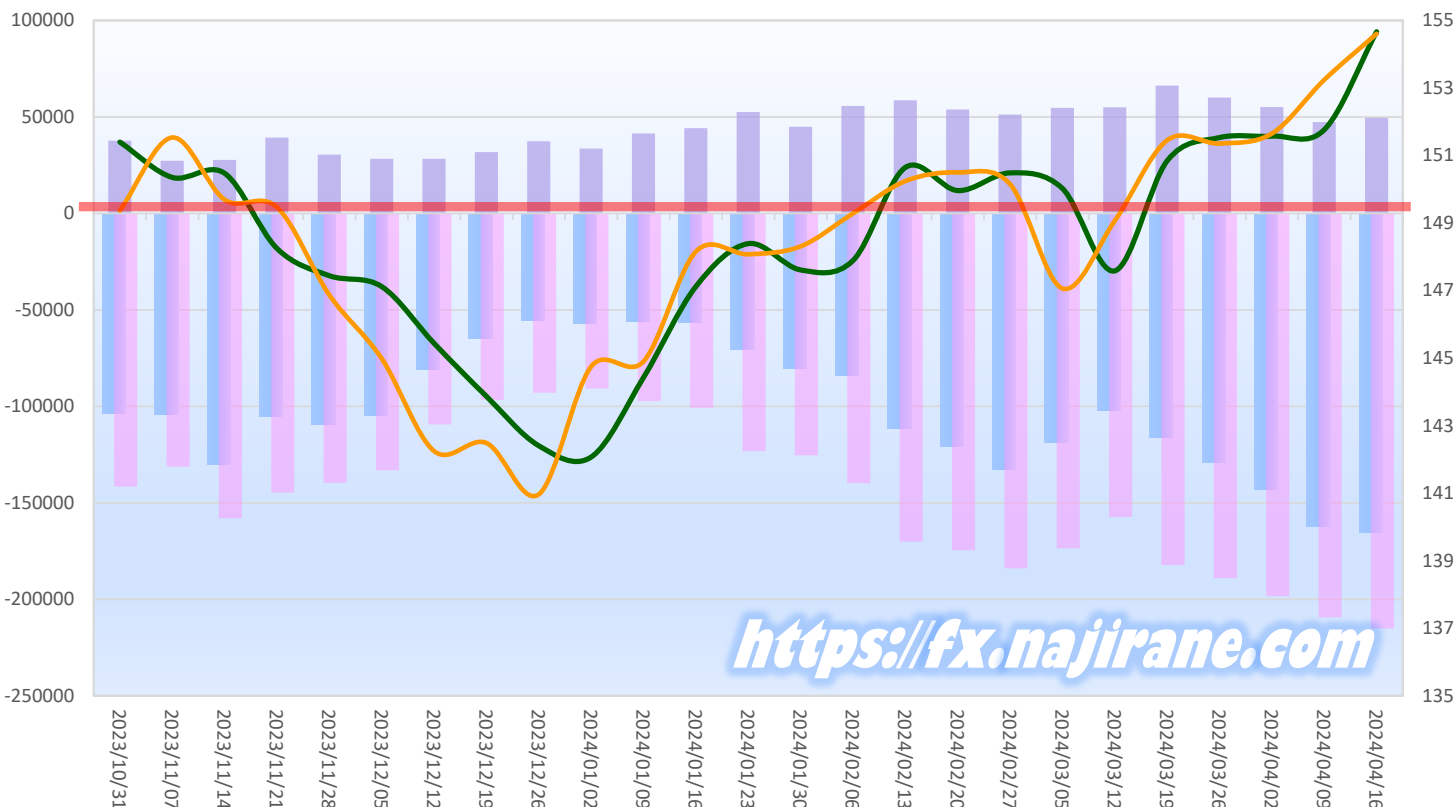


JAPANESE YEN - CHICAGO MERCANTILE EXCHANGE												Code-097741		
2023/10/24 ~ 2024/04/16												2024/05/03 NYクローズ時公表値		
Report_Date	Non Commercial Positions											参考引値		
	Long	増減	増減(%)	Short	増減	増減(%)	売り越し	増減	増減(%)	売買計	増減	増減(%)	4/16(火)	4/19(金)
2024/04/16	49463	2188	4.6%	215082	5656	2.7%	165619	3468	2.1%	264545	7844	3.1%	154.67	154.61
2024/04/09	47275	-7915	-14.3%	209426	11006	5.5%	162151	18921	13.2%	256701	3091	1.2%	151.76	153.24
2024/04/02	55190	-4779	-8.0%	198420	9345	4.9%	143230	14124	10.9%	253610	4566	1.8%	151.57	151.65
2024/03/26	59969	-6305	-9.5%	189075	6789	3.7%	129106	13094	11.3%	249044	484	0.2%	151.53	151.36
2024/03/19	66274	11351	20.7%	182286	25041	15.9%	116012	13690	13.4%	248560	36392	17.2%	150.84	151.45
2024/03/12	54923	252	0.5%	157245	-16269	-9.4%	102322	-16521	-13.9%	212168	-16017	-7.0%	147.58	149.07
2024/03/05	54671	3410	6.7%	173514	-10452	-5.7%	118843	-13862	-10.4%	228185	-7042	-3.0%	150.02	147.06
2024/02/27	51261	-2601	-4.8%	183966	9326	5.3%	132705	11927	9.9%	235227	6725	2.9%	150.49	150.15
2024/02/20	53862	-4692	-8.0%	174640	4550	2.7%	120778	9242	8.3%	228502	-142	-0.1%	149.96	150.50
2024/02/13	58554	2908	5.2%	170090	30214	21.6%	111536	27306	32.4%	228644	33122	16.9%	150.65	150.24
2024/02/06	55646	10728	23.9%	139876	14503	11.6%	84230	3775	4.7%	195522	25231	14.8%	147.89	149.28
2024/01/30	44918	-7667	-14.6%	125373	2143	1.7%	80455	9810	13.9%	170291	-5524	-3.1%	147.61	148.31
2024/01/23	52585	8405	19.0%	123230	22490	22.3%	70645	14085	24.9%	175815	30895	21.3%	148.39	148.07
2024/01/16	44180	2816	6.8%	100740	3427	3.5%	56560	611	1.1%	144920	6243	4.5%	147.12	148.15
2024/01/09	41364	7779	23.2%	97313	6533	7.2%	55949	-1246	-2.2%	138677	14312	11.5%	144.43	144.90
2024/01/02	33585	-3736	-10.0%	90780	-2109	-2.3%	57195	1627	2.9%	124365	-5845	-4.5%	142.07	144.75
2023/12/26	37321	5587	17.6%	92889	-3747	-3.9%	55568	-9334	-14.4%	130210	1840	1.4%	142.40	140.97
2023/12/19	31734	3508	12.4%	96636	-12721	-11.6%	64902	-16229	-20.0%	128370	-9213	-6.7%	143.87	142.49
2023/12/12	28226	-40	-0.1%	109357	-23865	-17.9%	81131	-23825	-22.7%	137583	-23905	-14.8%	145.44	142.25
2023/12/05	28266	-2195	-7.2%	133222	-6476	-4.6%	104956	-4281	-3.9%	161488	-8671	-5.1%	147.12	144.99
2023/11/28	30461	-8775	-22.4%	139698	-4992	-3.5%	109237	3783	3.6%	170159	-13767	-7.5%	147.44	146.87
2023/11/21	39236	11464	41.3%	144690	-13331	-8.4%	105454	-24795	-19.0%	183926	-1867	-1.0%	148.25	149.47
2023/11/14	27772	534	2.0%	158021	26743	20.4%	130249	26209	25.2%	185793	27277	17.2%	150.47	149.69
2023/11/07	27238	-10403	-27.6%	131278	-10211	-7.2%	104040	192	0.2%	158516	-20614	-11.5%	150.35	151.53
2023/10/31	37641	6677	21.6%	141489	10896	8.3%	103848	4219	4.2%	179130	17573	10.9%	151.40	149.37
2023/10/24	30964			130593			99629			161557			149.86	149.56

JAPANESE YEN - CHICAGO MERCANTILE EXCHANGE FUTURES ONLY POSITIONS

売越し Long Short 火曜終値 金曜終値

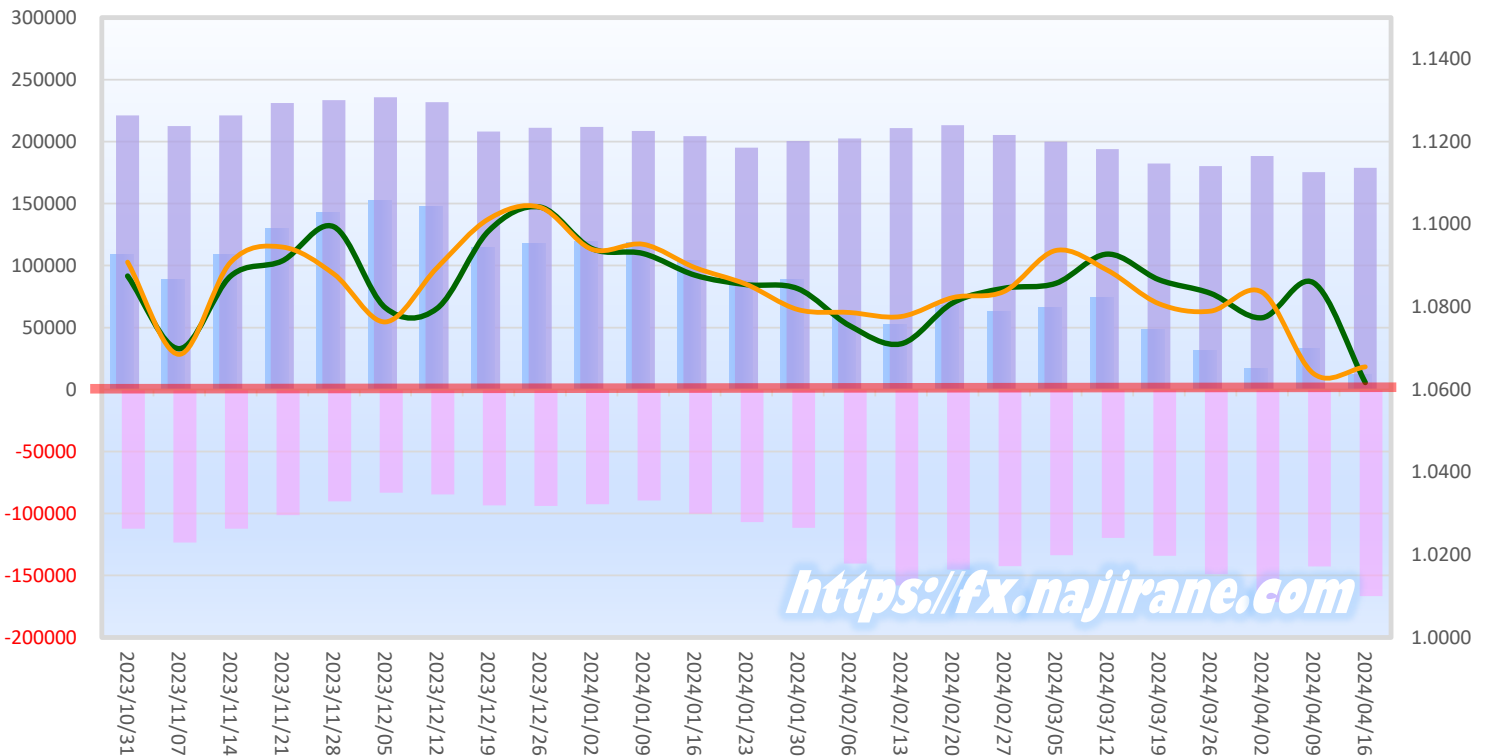


EURO FX - CHICAGO MERCANTILE EXCHANGE Code-099741
 2023/10/24 ~ 2024/04/16 2024/05/03 NYクローズ時公表値

Report_Date	Non Commercial Positions										参考引け値			
	Long	増減		Short	増減		売り越し	増減		売買計	増減		4/16(火)	4/19(金)
2024/04/16	178912	3493	2.0%	166688	23992	16.8%	-12224	-20499	-62.6%	345600	27485	8.6%	1.0617	1.0655
2024/04/09	175419	-12839	-6.8%	142696	-28768	-16.8%	-32723	15929	94.8%	318115	-41607	###	1.0858	1.0638
2024/04/02	188258	8065	4.5%	171464	22465	15.1%	-16794	-14400	-46.2%	359722	30530	9.3%	1.0774	1.0835
2024/03/26	180193	-2189	-1.2%	148999	14959	11.2%	-31194	-17148	-35.5%	329192	12770	4.0%	1.0833	1.0790
2024/03/19	182382	-11616	-6.0%	134040	14449	12.1%	-48342	-26065	-35.0%	316422	2833	0.9%	1.0866	1.0808
2024/03/12	193998	-6027	-3.0%	119591	-14123	-10.6%	-74407	8096	12.2%	313589	-20150	-6.0%	1.0928	1.0889
2024/03/05	200025	-5209	-2.5%	133714	-8666	-6.1%	-66311	3457	5.5%	333739	-13875	-4.0%	1.0857	1.0937
2024/02/27	205234	-7960	-3.7%	142380	-2798	-1.9%	-62854	-5162	-7.6%	347614	-10758	-3.0%	1.0845	1.0838
2024/02/20	213194	2346	1.1%	145178	-12832	-8.1%	-68016	15178	28.7%	358372	-10486	-2.8%	1.0810	1.0822
2024/02/13	210848	8398	4.1%	158010	17713	12.6%	-52838	-9315	-15.0%	368858	26111	7.6%	1.0711	1.0777
2024/02/06	202450	2090	1.0%	140297	28708	25.7%	-62153	-26618	-30.0%	342747	30798	9.9%	1.0755	1.0786
2024/01/30	200360	5170	2.6%	111589	4723	4.4%	-88771	447	0.5%	311949	9893	3.3%	1.0844	1.0793
2024/01/23	195190	-9104	-4.5%	106866	6664	6.7%	-88324	-15768	-15.1%	302056	-2440	-0.8%	1.0854	1.0855
2024/01/16	204294	-4179	-2.0%	100202	10606	11.8%	-104092	-14785	-12.4%	304496	6427	2.2%	1.0877	1.0895
2024/01/09	208473	-3439	-1.6%	89596	-2840	-3.1%	-118877	-599	-0.5%	298069	-6279	-2.1%	1.0929	1.0951
2024/01/02	211912	717	0.3%	92436	-1368	-1.5%	-119476	2085	1.8%	304348	-651	-0.2%	1.0941	1.0940
2023/12/26	211195	3117	1.5%	93804	318	0.3%	-117391	2799	2.4%	304999	3435	1.1%	1.1042	1.1041
2023/12/19	208078	-23759	-10.2%	93486	8976	10.6%	-114592	-32735	-22.2%	301564	-14783	-4.7%	1.0984	1.1013
2023/12/12	231837	-3847	-1.6%	84510	1186	1.4%	-147327	-5033	-3.3%	316347	-2661	-0.8%	1.0796	1.0895
2023/12/05	235684	2230	1.0%	83324	-6965	-7.7%	-152360	9195	6.4%	319008	-4735	-1.5%	1.0798	1.0764
2023/11/28	233454	2359	1.0%	90289	-11152	-11.0%	-143165	13511	10.4%	323743	-8793	-2.6%	1.0994	1.0880
2023/11/21	231095	9905	4.5%	101441	-10842	-9.7%	-129654	20747	19.1%	332536	-937	-0.3%	1.0911	1.0945
2023/11/14	221190	8707	4.1%	112283	-11144	-9.0%	-108907	19851	22.3%	333473	-2437	-0.7%	1.0875	1.0908
2023/11/07	212483	1649	0.8%	123427	-2018	-1.6%	-89056	3667	4.3%	335910	-369	-0.1%	1.0699	1.0685
2023/10/31	210834	-4735	-2.2%	125445	-4871	-3.7%	-85389	136	0.2%	336279	-9606	-2.8%	1.0579	1.0732
2023/10/24	215569			130316			-85253			345885			1.0593	1.0571

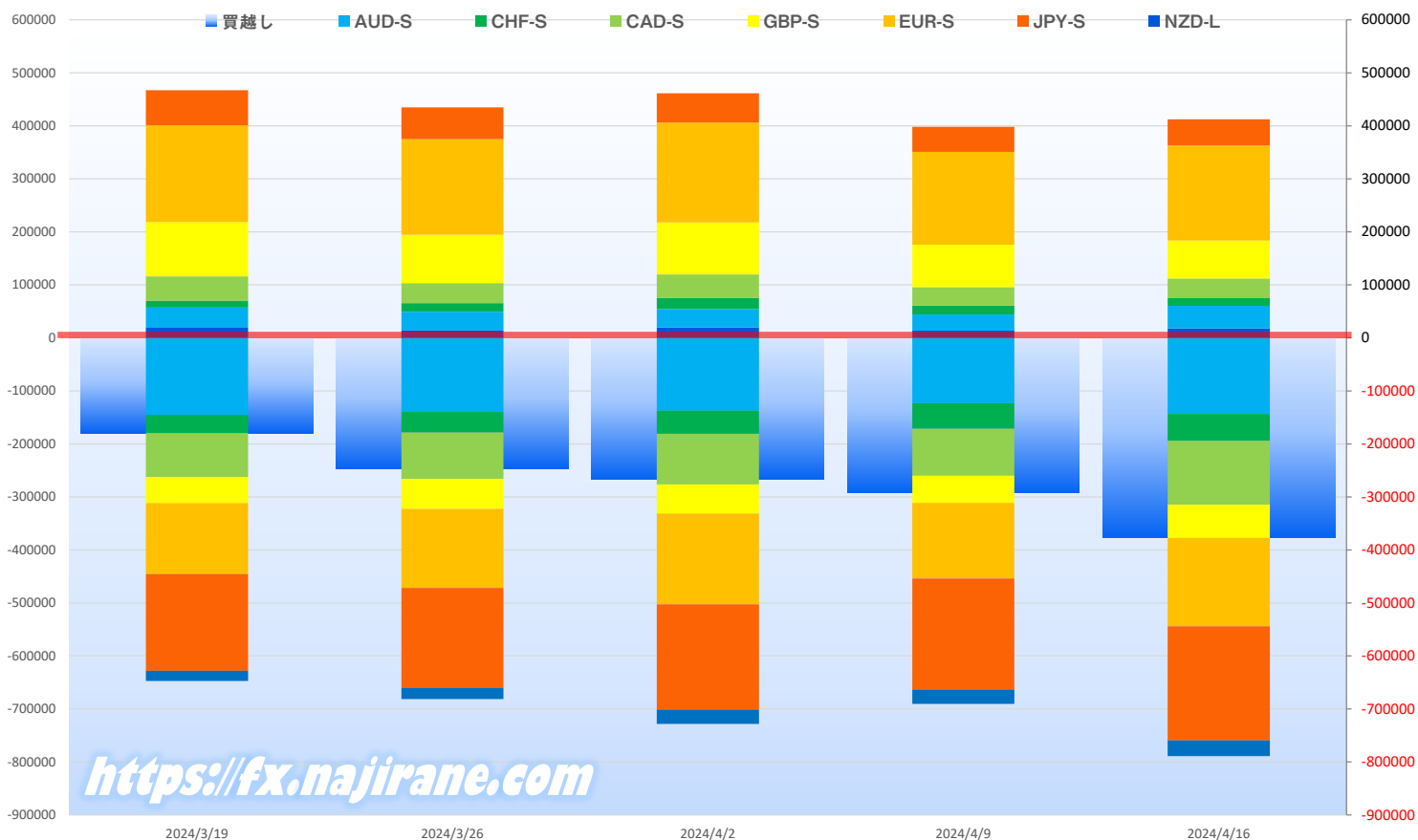
**EURO FX - CHICAGO MERCANTILE EXCHANGE
 FUTURES ONLY POSITIONS**

■ 売越し ■ Long ■ Short ■ 火曜終値 ■ 金曜終値



	2024/03/19			2024/03/26			2024/04/02			2024/04/09			2024/04/16		
	Long	Short	売り越し	Long	Short	売り越し	Long	Short	売り越し	Long	Short	売り越し	Long	Short	売り越し
JPY	66274	182286	116012	59969	189075	129106	55190	198420	143230	47275	209426	162151	49463	215082	165619
	前週比 枚数増減 (枚)			-6305	6789	13094	-4779	9345	14124	-7915	11006	18921	2188	5656	3468
	前週比 枚数増減 (%)			-9.5%	3.7%	11.3%	-8.0%	4.9%	10.9%	-14.3%	5.5%	13.2%	4.6%	2.7%	2.1%
EUR	182382	134040	-48342	180193	148999	-31194	188258	171464	-16794	175419	142696	-32723	178912	166688	-12224
	前週比 枚数増減 (枚)			-2189	14959	-17148	8065	22465	-14400	-12839	-28768	15929	3493	23992	-20499
	前週比 枚数増減 (%)			-1.2%	11.2%	-35.5%	4.5%	15.1%	-46.2%	-6.8%	-16.8%	94.8%	2.0%	16.8%	-62.6%
GBP	102605	49405	-53200	91261	56091	-35170	98352	54938	-43414	80000	51748	-28252	71800	63181	-8619
	前週比 枚数増減 (枚)			-11344	6686	-18030	7091	-1153	8244	-18352	-3190	-15162	-8200	11433	-19633
	前週比 枚数増減 (%)			-11.1%	13.5%	-33.9%	7.8%	-2.1%	23.4%	-18.7%	-5.8%	-34.9%	-10.3%	22.1%	-69.5%
AUD	38207	145745	107538	34438	139890	105452	34557	137242	102685	30556	122897	92341	42365	143448	101083
	前週比 枚数増減 (枚)			-3769	-5855	-2086	119	-2648	-2767	-4001	-14345	-10344	11809	20551	8742
	前週比 枚数増減 (%)			-9.9%	-4.0%	-1.9%	0.3%	-1.9%	-2.6%	-11.6%	-10.5%	-10.1%	38.6%	16.7%	9.5%
CAD	45761	82909	37148	37915	88205	50290	44220	95443	51223	34741	88126	53385	37067	119882	82815
	前週比 枚数増減 (枚)			-7846	5296	13142	6305	7238	933	-9479	-7317	2162	2326	31756	29430
	前週比 枚数増減 (%)			-17.1%	6.4%	35.4%	16.6%	8.2%	1.9%	-21.4%	-7.7%	4.2%	6.7%	36.0%	55.1%
CHF	13003	33503	20500	16323	38291	21968	21220	43590	22370	16626	48390	31764	14650	50862	36212
	前週比 枚数増減 (枚)			3320	4788	1468	4897	5299	402	-4594	4800	9394	-1976	2472	4448
	前週比 枚数増減 (%)			25.5%	14.3%	7.2%	30.0%	13.8%	1.8%	-21.6%	11.0%	42.0%	-11.9%	5.1%	14.0%
NZD	19064	19253	189	14680	20704	6024	19725	27253	7528	13726	27273	13547	18019	29745	11726
	前週比 枚数増減 (枚)			-4384	1451	5835	5045	6549	1504	-5999	20	6019	4293	2472	-1821
	前週比 枚数増減 (%)			-23.0%	7.5%	3087.3%	34.4%	31.6%	25.0%	-30.4%	0.1%	80.0%	31.3%	9.1%	-13.4%
MXN	183182	54512	-128670	184361	52293	-132068	191685	57955	-133730	189880	50189	-139691	172573	44842	-127731
	前週比 枚数増減 (枚)			1179	-2219	3398	7324	5662	1662	-1805	-7766	5961	-17307	-5347	-11960
	前週比 枚数増減 (%)			0.6%	-4.1%	2.6%	4.0%	10.8%	1.3%	-0.9%	-13.4%	4.5%	-9.1%	-10.7%	-8.6%
Total All 8	650478	701653	51175	619140	733548	114408	653207	786305	133098	588223	740745	152522	584849	833730	248881
	前週比 枚数増減 (枚)			-31338	31895	63233	34067	52757	18690	-64984	-45560	19424	-3374	92985	96359
	前週比 枚数増減 (%)			-4.8%	4.5%	123.6%	5.5%	7.2%	16.3%	-9.9%	-5.8%	14.6%	-0.6%	12.6%	63.2%
Total 7 (MXN除く)	467296	647141	179845	434779	681255	246476	461522	728350	266828	398343	690556	292213	412276	788888	376612
	前週比 枚数増減 (枚)			-32517	34114	66631	26743	47095	20352	-63179	-37794	25385	13933	98332	84399
	前週比 枚数増減 (%)			-7.0%	5.3%	37.0%	6.2%	6.9%	8.3%	-13.7%	-5.2%	9.5%	3.5%	14.2%	28.9%

直近5週 CFTC IMM主要7通貨の売買構成

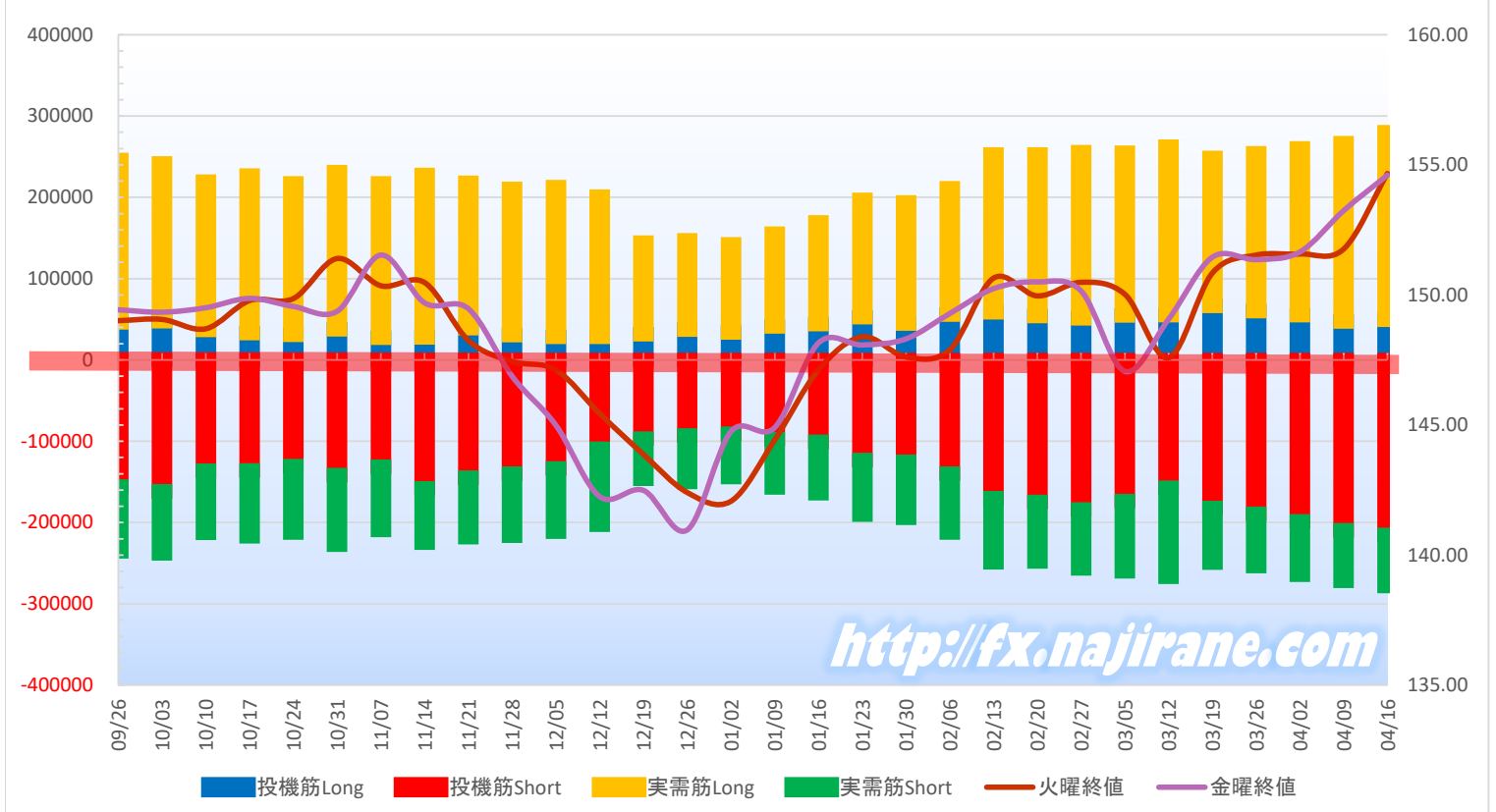


JAPANESE YEN - CHICAGO MERCANTILE EXCHANGE
FUTURES ONLY POSITIONS

Code-097741
2024/05/03 公表値

Date	投機筋集計				実需筋集計				投機筋+実需筋合計				ドル円終値	
	円買い	円売り	売り越し	売買計	円買い	円売り	売り越し	売買計	円買い	円売り	売り越し	売買計	火曜締め	金曜締め
2024/04/16	49463	215082	165619	264545	230642	62900	-167742	293542	280105	277982	-2123	558087	154.67	154.61
2024/04/09	47275	209426	162151	256701	219256	62314	-156942	281570	266531	271740	5209	538271	151.76	153.24
2024/04/02	55190	198420	143230	253610	205195	65701	-139494	270896	260385	264121	3736	524506	151.57	151.65
2024/03/26	59969	189075	129106	249044	194045	64457	-129588	258502	254014	253532	-482	507546	151.53	151.36
2024/03/19	66274	182286	116012	248560	182299	67180	-115119	249479	248573	249466	893	498039	150.84	151.45
2024/03/12	54923	157245	102322	212168	207478	109601	-97877	317079	262401	266846	4445	529247	147.58	149.07
2024/03/05	54671	173514	118843	228185	200129	86604	-113525	286733	254800	260118	5318	514918	150.02	147.06
2024/02/27	51261	183966	132705	235227	204425	72443	-131982	276868	255686	256409	723	512095	150.49	150.15
2024/02/20	53862	174640	120778	228502	199061	73207	-125854	272268	252923	247847	-5076	500770	149.96	150.50
2024/02/13	58554	170090	111536	228644	194067	78895	-115172	272962	252621	248985	-3636	501606	150.65	150.24
2024/02/06	55646	139876	84230	195522	155571	72588	-82983	228159	211217	212464	1247	423681	147.89	149.28
2024/01/30	44918	125373	80455	170291	148972	68838	-80134	217810	193890	194211	321	388101	147.61	148.31
2024/01/23	52585	123230	70645	175815	144222	67230	-76992	211452	196807	190460	-6347	387267	148.39	148.07
2024/01/16	44180	100740	56560	144920	125048	63324	-61724	188372	169228	164064	-5164	333292	147.12	148.15
2024/01/09	41364	97313	55949	138677	113876	59685	-54191	173561	155240	156998	1758	312238	144.43	144.90
2024/01/02	33585	90780	57195	124365	108605	53116	-55489	161721	142190	143896	1706	286086	142.07	144.75
2023/12/26	37321	92889	55568	130210	110013	57354	-52659	167367	147334	150243	2909	297577	142.40	140.97
2023/12/19	31734	96636	64902	128370	112422	49729	-62693	162151	144156	146365	2209	290521	143.87	142.49
2023/12/12	28226	109357	81131	137583	172756	93229	-79527	265985	200982	202586	1604	403568	145.44	142.25
2023/12/05	28266	133222	104956	161488	184156	77938	-106218	262094	212422	211160	-1262	423582	147.12	144.99
2023/11/28	30461	139698	109237	170159	180134	76442	-103692	256576	210595	216140	5545	426735	147.44	146.87
2023/11/21	39236	144690	105454	183926	178832	73404	-105428	252236	218068	218094	26	436162	148.25	149.47
2023/11/14	27772	158021	130249	185793	199890	66618	-133272	266508	227662	224639	-3023	452301	150.47	149.69
2023/11/07	27238	131278	104040	158516	189951	77994	-111957	267945	217189	209272	-7917	426461	150.35	151.53
2023/10/31	37641	141489	103848	179130	193460	85894	-107566	279354	231101	227383	-3718	458484	151.40	149.37
2023/10/24	30964	130593	99629	161557	186381	81572	-104809	267953	217345	212165	-5180	429510	149.86	149.56
2023/10/17	33139	135797	102658	168936	193634	81275	-112359	274909	226773	217072	-9701	443845	149.78	149.87
2023/10/10	36780	136256	99476	173036	182514	76362	-106152	258876	219294	212618	-6676	431912	148.70	149.51
2023/10/03	47544	161532	113988	209076	194193	76324	-117869	270517	241737	237856	-3881	479593	149.06	149.34
2023/09/26	46169	155681	109512	201850	200015	79788	-120227	279803	246184	235469	-10715	481653	149.01	149.43

JAPANESE YEN - CHICAGO MERCANTILE EXCHANGE
FUTURES ONLY POSITIONS Cord-097741

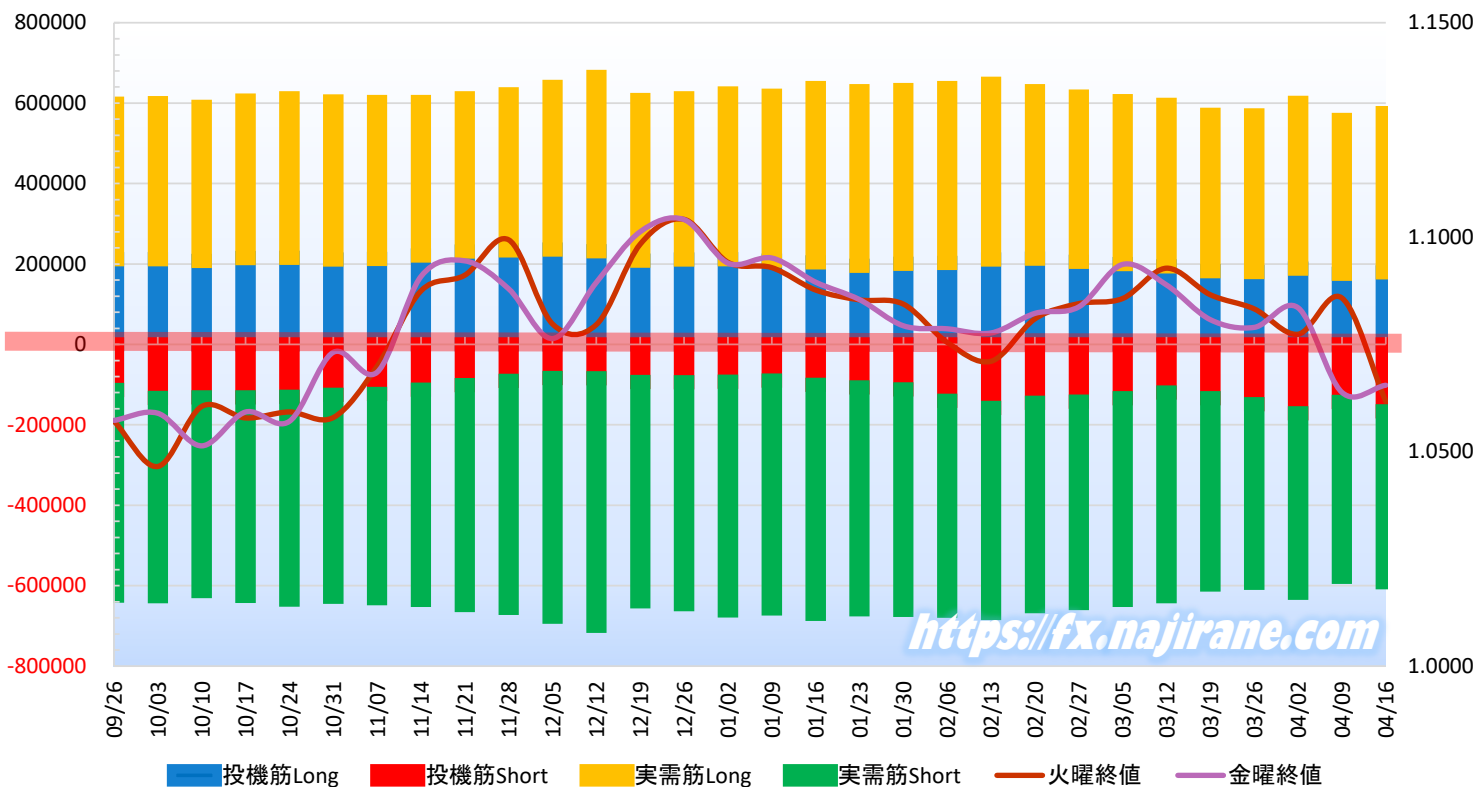


**EURO FX - CHICAGO MERCANTILE EXCHANGE
FUTURES ONLY POSITIONS**

**Code-099741
2024/05/03 公表値**

Date	投機筋集計				実需筋集計				投機筋+実需筋合計				ユーロドル終値	
	EUR買い	EUR売り	売り越し	売買計	EUR買い	EUR売り	売り越し	売買計	EUR買い	EUR売り	売り越し	売買計	火曜締め	金曜締め
2024/04/16	178912	166688	-12224	345600	395979	424633	28654	820612	574891	591321	16430	1166212	1.0617	1.0655
2024/04/09	175419	142696	-32723	318115	383114	435146	52032	818260	558533	577842	19309	1136375	1.0858	1.0638
2024/04/02	188258	171464	-16794	359722	412480	445912	33432	858392	600738	617376	16638	1218114	1.0774	1.0835
2024/03/26	180193	148999	-31194	329192	389331	443503	54172	832834	569524	592502	22978	1162026	1.0833	1.0790
2024/03/19	182382	134040	-48342	316422	388839	462969	74130	851808	571221	597009	25788	1168230	1.0866	1.0808
2024/03/12	193998	119591	-74407	313589	402081	506685	104604	908766	596079	626276	30197	1222355	1.0928	1.0889
2024/03/05	200025	133714	-66311	333739	404771	501537	96766	906308	604796	635251	30455	1240047	1.0857	1.0937
2024/02/27	205234	142380	-62854	347614	411117	501018	89901	912135	616351	643398	27047	1259749	1.0845	1.0838
2024/02/20	213194	145178	-68016	358372	416183	505634	89451	921817	629377	650812	21435	1280189	1.0810	1.0822
2024/02/13	210848	158010	-52838	368858	437266	509530	72264	946796	648114	667540	19426	1315654	1.0711	1.0777
2024/02/06	202450	140297	-62153	342747	434993	521879	86886	956872	637443	662176	24733	1299619	1.0755	1.0786
2024/01/30	200360	111589	-88771	311949	432311	548317	116006	980628	632671	659906	27235	1292577	1.0844	1.0793
2024/01/23	195190	106866	-88324	302056	434578	551975	117397	986553	629768	658841	29073	1288609	1.0854	1.0855
2024/01/16	204294	100202	-104092	304496	433577	570090	136513	1003667	637871	670292	32421	1308163	1.0877	1.0895
2024/01/09	208473	89596	-118877	298069	409738	566625	156887	976363	618211	656221	38010	1274432	1.0929	1.0951
2024/01/02	211912	92436	-119476	304348	411907	569293	157386	981200	623819	661729	37910	1285548	1.0941	1.0940
2023/12/26	211195	93804	-117391	304999	400897	552083	151186	952980	612092	645887	33795	1257979	1.1042	1.1041
2023/12/19	208078	93486	-114592	301564	399732	545354	145622	945086	607810	638840	31030	1246650	1.0984	1.1013
2023/12/12	231837	84510	-147327	316347	433209	615566	182357	1048775	665046	700076	35030	1365122	1.0796	1.0895
2023/12/05	235684	83324	-152360	319008	404550	593479	188929	998029	640234	676803	36569	1317037	1.0798	1.0764
2023/11/28	233454	90289	-143165	323743	388784	565099	176315	953883	622238	655388	33150	1277626	1.0994	1.0880
2023/11/21	231095	101441	-129654	332536	380815	546633	165818	927448	611910	648074	36164	1259984	1.0911	1.0945
2023/11/14	221190	112283	-108907	333473	381765	522752	140987	904517	602955	635035	32080	1237990	1.0875	1.0908
2023/11/07	212483	123427	-89056	335910	390336	507851	117515	898187	602819	631278	28459	1234097	1.0699	1.0685
2023/10/31	210834	125445	-85389	336279	393348	502379	109031	895727	604182	627824	23642	1232006	1.0579	1.0732
2023/10/24	215569	130316	-85253	345885	396435	504431	107996	900866	612004	634747	22743	1246751	1.0593	1.0571
2023/10/17	214313	131903	-82410	346216	391704	493327	101623	885031	606017	625230	19213	1231247	1.0579	1.0592
2023/10/10	207522	131990	-75532	339512	383243	481536	98293	864779	590765	613526	22761	1204291	1.0605	1.0514
2023/10/03	211783	132840	-78943	344623	388473	493225	104752	881698	600256	626065	25809	1226321	1.0465	1.0590
2023/09/26	211516	113117	-98399	324633	387030	511437	124407	898467	598546	624554	26008	1223100	1.0571	1.0573

**EURO FX - CHICAGO MERCANTILE EXCHANGE
FUTURES ONLY POSITIONS Code-099741**



<https://fx.najirane.com>

Bitcoin/USD 及び CME Futures (当月及び限月別)

※取引単位=5ビットコイン
(CME CFビットコイン参考基準レート=BRRを対象)

Bitcoin/USD						CME Futures 2024/04		CME Futures 2024/05		CME Futures 2024/06		CME Futures 2024/07		CME Futures 2024/08	
Date	Open	High	Low	Close		Close	Volume	Close	Volume	Close	Volume	Close	Volume	Close	Volume
2024/4/20	63842	64262	63359	64109	0	0	0	0	0	0	0	0	0	0	0
2024/4/19	0	0	0	0	64355	12012	65055	2584	65730	2109	66285	191	66805	18	
2024/4/18	61275	64126	60833	63513	63660	12012	64365	2584	65040	2109	65565	191	66025	18	
2024/4/17	63832	64486	59769	61277	61130	15392	61845	2808	62505	1282	63060	48	63515	11	
2024/4/16	63419	64356	61716	63812	62920	9645	63685	1167	64370	781	64945	12	65480	4	
2024/4/15	65740	66879	62332	63426	63560	15198	64340	2330	65030	1327	65605	59	66160	5	
2024/4/14	63836	65824	62206	65739	0	0	0	0	0	0	0	0	0	0	
2024/4/13	67188	67931	60919	63821	0	0	0	0	0	0	0	0	0	0	
2024/4/12	70061	71223	65255	67196	67170	14415	67965	2259	68655	388	69265	11	69810	8	
2024/4/11	70576	71256	69572	70061	70800	7179	71625	1456	72340	810	72970	56	73580	37	
2024/4/10	69140	71093	67504	70588	70410	10230	71205	1744	71895	904	72510	31	73105	7	
2024/4/9	71633	71743	68213	69139	69355	9476	70150	1730	70865	352	71485	14	71995	1	
2024/4/8	69363	72715	69064	71631	72110	10264	72935	2590	73685	1212	74345	30	75000	8	
2024/4/7	68897	70284	68852	69363	0	0	0	0	0	0	0	0	0	0	
2024/4/6	67841	69630	67492	68896	0	0	0	0	0	0	0	0	0	0	
2024/4/5	68516	68726	66011	67838	67755	7986	68465	887	69155	167	69790	16	70400	2	
2024/4/4	65976	69291	65114	68509	68840	9226	69625	1849	70365	818	71020	38	71670	12	
2024/4/3	65447	66914	64560	65981	66305	6321	67075	986	67745	123	68340	19	68995	1	
2024/4/2	69705	69708	64587	65447	66550	10550	67320	2083	67980	430	68580	27	69165	2	
2024/4/1	71333	71342	68111	69702	70380	8077	71205	2175	71935	675	72560	37	73145	0	
2024/3/31	69648	71378	69625	71334	0	0	0	0	0	0	0	0	0	0	
2024/3/30	69893	70355	69601	69645	0	0	0	0	0	0	0	0	0	0	
2024/3/29	70745	70913	69077	69893	0	0	0	0	0	0	0	0	0	0	
2024/3/28	69453	71546	68896	70745	71530	7625	72360	2027	73095	224	73750	11	74330	4	
2024/3/27	69992	71728	68382	69455	69310	10303	70125	3196	70810	265	71435	5	72040	0	
2024/3/26	69931	71536	69336	69988	70210	8497	71140	2859	71870	243	72495	10	73110	8	
2024/3/25	67234	71163	66415	69959	71925	9298	72885	4802	73655	304	74280	6	74865	0	
2024/3/24	64071	67623	63826	67234	0	0	0	0	0	0	0	0	0	0	
2024/3/23	63803	65976	63038	64062	0	0	0	0	0	0	0	0	0	0	
2024/3/22	65490	66624	62355	63779	64715	4564	65585	2570	66275	156	66880	5	67435	0	
2024/3/21	67912	68200	64581	65491	66130	3494	67045	3173	67715	91	68320	11	68880	0	
2024/3/20	61930	68115	60808	67914	66690	3276	67680	1950	68385	332	68990	27	69500	5	
2024/3/19	67556	68107	61536	61913	65260	3286	66230	1487	66860	291	67400	4	67930	0	
2024/3/18	68371	68897	66594	67549	67865	2013	68915	942	69720	77	70450	2	70980	0	
2024/3/17	65316	68846	64545	68391	0	0	0	0	0	0	0	0	0	0	
2024/3/16	69392	70046	64801	65315	0	0	0	0	0	0	0	0	0	0	
2024/3/15	71388	72357	65631	69404	69925	3143	71010	1204	71820	218	72640	0	73250	0	
2024/3/14	73079	73750	68563	71397	70360	3127	71400	912	72225	190	72895	0	73425	0	
2024/3/13	71482	73637	71334	73084	74800	2960	75795	457	76685	97	77460	0	77990	0	
2024/3/12	72125	72826	68729	71481	72660	2558	73535	330	74315	231	74940	0	75470	0	
2024/3/11	69021	72851	67195	72124	73510	2867	74370	305	75165	42	75885	0	76415	0	
2024/3/10	68500	70005	68240	69020	0	0	0	0	0	0	0	0	0	0	
2024/3/9	68299	68673	68053	68499	0	0	0	0	0	0	0	0	0	0	
2024/3/8	66938	70083	66230	68300	70540	2382	71395	225	72160	52	72765	0	73295	0	
2024/3/7	66100	68030	65656	66925	69090	1508	69890	146	70610	30	71235	0	71765	0	
2024/3/6	63776	67638	62849	66107	68505	2344	69280	197	69965	96	70545	0	71075	0	
2024/3/5	68341	69171	59324	63801	63105	3316	63785	344	64400	253	64970	3	65500	0	
2024/3/4	63137	68537	62387	68330	69225	2522	69930	259	70535	196	71115	2	71640	0	
2024/3/3	62032	63230	61435	63167	0	0	0	0	0	0	0	0	0	0	
2024/3/2	62432	62459	61657	62030	0	0	0	0	0	0	0	0	0	0	
2024/3/1	61168	63155	60803	62441	64475	1755	65050	159	65590	100	66080	2	66365	0	
2024/2/29	62499	63586	60499	61198	63385	2281	63955	226	64495	177	64985	2	65290	0	
2024/2/28	57071	63913	56738	62505	61485	3523	62055	197	62605	37	63075	2	63360	0	
2024/2/27	54519	57538	54484	57085	58250	1776	58825	153	59365	86	59830	2	60150	0	
2024/2/26	51731	54938	50931	54522	55915	1689	56480	189	57010	26	57370	2	57625	0	
2024/2/25	51565	51950	51306	51733	0	0	0	0	0	0	0	0	0	0	
2024/2/24	50736	51684	50585	51571	0	0	0	0	0	0	0	0	0	0	
2024/2/23	51284	51498	50562	50732	52355	676	52885	81	53395	15	53755	2	54115	0	
2024/2/22	51855	52010	50926	51305	53330	2635	53835	147	54320	148	54665	2	55000	0	
2024/2/21	52274	52369	50672	51839	52270	2825	52810	217	53335	110	53740	2	54000	0	
2024/2/20	51778	52945	50792	52285	53400	2091	53955	32	54480	5	54840	2	55000	0	
2024/2/19	52135	52483	51712	51779	0	0	0	0	0	0	0	0	0	0	
2024/2/18	51662	52357	51234	52123	0	0	0	0	0	0	0	0	0	0	
2024/2/17	52162	52192	50670	51663	0	0	0	0	0	0	0	0	0	0	
2024/2/16	51938	52538	51641	52160	53260	1470	53785	17	54280	9	54635	2	54900	0	
2024/2/15	51837	52820	51372	51939	53140	1645	53580	19	54015	212	54365	2	54600	0	
2024/2/14	49733	52021	49297	51827	53040	465	53460	29	53835	26	54080	2	54300	0	
2024/2/13	49941	50358	48406	49742	50530	182	50870	19	51180	11	51430	0	51600	0	
2024/2/12	48296	50280	47746	49958	51340	284	51650	17	51975	48	52205	0	52400	0	
2024/2/11	47769	48536	47617	48294	0	0	0	0	0	0	0	0	0	0	

Bitcoin/USD



<https://fx.najirane.com>

Date	日経平均(△N225)					CME日経平均先物ドル建て(NKD)					CME日経平均先物円建て(NIY)					USDJPY
	Open	High	Low	Close	Volume	Open	High	Low	Close	Volume	Open	High	Low	Close	Volume	
2024-04-19	37,724.47	37,749.48	36,733.06	37,068.35		37,775.0	37,815.0	36,745.0	37,135.0	8,607	37,065.0	37,065.0	37,065.0	37,065.0	0	154.61
2024-04-18	37,745.04	38,216.75	37,644.91	38,079.70	1058032400	37,805.0	38,270.0	37,695.0	37,820.0	8,607	37,795.0	37,795.0	37,795.0	37,795.0	0	154.61
2024-04-17	38,587.47	38,587.61	37,961.80	37,961.80	1206440600	38,545.0	38,695.0	37,665.0	37,810.0	11,261	38,255.0	38,255.0	37,730.0	37,740.0	5	154.34
2024-04-16	38,750.67	38,764.82	38,322.32	38,471.20	1329565400	38,690.0	38,800.0	38,335.0	38,495.0	10,488	38,435.0	38,435.0	38,435.0	38,435.0	0	154.67
2024-04-15	39,056.93	39,232.80	38,820.95	39,232.80	1070153000	38,900.0	39,540.0	38,660.0	38,735.0	11,224	38,930.0	39,300.0	38,725.0	38,725.0	4	154.23
2024-04-12	39,722.02	39,774.82	39,457.73	39,523.55	1071271100	39,735.0	39,995.0	38,830.0	38,900.0	8,431	38,820.0	38,820.0	38,820.0	38,820.0	0	153.24
2024-04-11	39,090.68	39,473.48	39,065.31	39,442.63	1070020200	39,195.0	39,740.0	39,055.0	39,665.0	7,814	39,631.0	39,631.0	39,631.0	39,631.0	4	153.21
2024-04-10	39,582.33	39,708.70	39,510.48	39,581.81	974157800	39,730.0	39,770.0	39,070.0	39,250.0	7,988	39,235.0	39,235.0	39,235.0	39,235.0	0	153.01
2024-04-09	39,496.95	39,773.13	39,476.13	39,773.13	1059208200	39,510.0	39,850.0	39,330.0	39,640.0	6,520	39,620.0	39,620.0	39,620.0	39,620.0	0	151.76
2024-04-08	39,391.98	39,617.36	39,197.00	39,347.04	1083013500	39,410.0	39,700.0	39,255.0	39,485.0	5,706	39,455.0	39,455.0	39,455.0	39,455.0	0	151.83
2024-04-05	39,237.39	39,274.76	38,774.24	38,992.08	1295623800	39,180.0	39,435.0	38,815.0	39,370.0	9,901	39,310.0	39,310.0	39,310.0	39,310.0	0	151.65
2024-04-03	39,503.72	39,625.90	39,217.04	39,451.85	1231752000	39,680.0	40,115.0	39,285.0	40,065.0	7,224	39,995.0	39,995.0	39,995.0	39,995.0	0	151.66
2024-04-02	39,892.59	40,151.05	39,707.87	39,838.91	1157958300	40,020.0	40,225.0	39,490.0	39,705.0	7,034	39,630.0	39,630.0	39,630.0	39,630.0	0	151.57
2024-03-28	40,324.42	40,482.02	40,054.06	40,168.07	1356287300	40,555.0	40,600.0	40,125.0	40,400.0	5,104	40,275.0	40,370.0	40,275.0	40,370.0	1	151.42
2024-03-27	40,517.17	40,979.36	40,452.21	40,762.73	1213124100	40,315.0	40,805.0	40,275.0	40,510.0	6,691	40,690.0	40,690.0	40,690.0	40,690.0	0	151.34
2024-03-26	40,345.04	40,529.53	40,280.85	40,398.03	1013657500	40,215.0	40,530.0	40,120.0	40,320.0	4,577	40,435.0	40,435.0	40,435.0	40,435.0	0	151.53
2024-03-25	40,798.96	40,837.18	40,414.12	40,414.12	1014820700	40,585.0	40,680.0	40,025.0	40,185.0	4,839	40,310.0	40,310.0	40,310.0	40,310.0	0	151.42
2024-03-22	40,942.88	41,087.75	40,714.14	40,888.43	1360973800	40,805.0	40,915.0	40,490.0	40,605.0	6,832	40,750.0	40,750.0	40,750.0	40,750.0	0	151.45
2024-03-21	40,511.55	40,823.32	40,452.19	40,815.66	157182800	40,370.0	40,960.0	40,280.0	40,845.0	7,869	40,490.0	41,045.0	40,460.0	41,045.0	4	151.55
2024-03-19	39,622.58	40,003.60	39,407.50	40,003.60	1346938500	39,435.0	39,935.0	39,245.0	39,885.0	13,179	39,775.0	40,105.0	39,775.0	40,105.0	2	150.84
2024-03-18	38,960.99	39,769.11	38,935.47	39,740.44	1287378600	38,735.0	39,640.0	38,735.0	39,480.0	9,603	39,665.0	39,665.0	39,665.0	39,665.0	0	149.05
2024-03-15	38,548.16	38,808.68	38,519.94	38,707.64	1670979600	38,355.0	38,810.0	38,305.0	38,690.0	8,107	38,845.0	38,845.0	38,845.0	38,845.0	0	149.07
2024-03-14	38,591.73	38,840.33	38,400.17	38,807.38	1110684100	38,410.0	38,740.0	38,155.0	38,365.0	9,159	38,490.0	38,490.0	38,490.0	38,490.0	0	148.26
2024-03-13	38,059.95	39,147.80	38,452.57	38,695.97	1053540900	38,915.0	39,055.0	38,310.0	38,455.0	10,369	38,590.0	38,590.0	38,590.0	38,590.0	0	147.71
2024-03-12	38,470.39	38,841.80	38,271.38	38,797.51	1129334400	38,280.0	38,975.0	38,140.0	38,955.0	12,440	39,090.0	39,090.0	39,090.0	39,090.0	0	147.58
2024-03-11	39,232.14	39,241.28	38,496.66	38,820.49	1329198100	38,855.0	38,920.0	38,160.0	38,265.0	10,305	38,410.0	38,410.0	38,410.0	38,410.0	0	146.95
2024-03-08	39,809.56	39,989.33	39,551.60	39,688.94	1433393400	39,630.0	39,860.0	38,825.0	38,875.0	12,558	39,035.0	39,035.0	39,035.0	39,035.0	0	147.06
2024-03-07	40,331.06	40,472.11	39,518.40	39,598.71	1371719700	40,320.0	40,465.0	39,195.0	39,755.0	13,992	40,320.0	40,480.0	39,170.0	39,755.0	0	147.92
2024-03-06	39,792.37	40,127.97	39,769.04	40,090.78	1129197400	39,840.0	40,565.0	39,765.0	40,335.0	8,191	39,810.0	40,570.0	39,760.0	40,330.0	25,426	149.33
2024-03-05	39,881.73	40,226.99	39,840.34	40,097.63	1152271800	40,095.0	40,235.0	39,680.0	39,805.0	13,207	40,090.0	40,230.0	39,675.0	39,800.0	53,464	150.02
2024-03-04	40,201.76	40,314.64	40,001.55	40,109.23	1194477600	40,170.0	40,365.0	40,010.0	40,105.0	16,056	40,170.0	40,355.0	40,010.0	40,105.0	27,657	150.44
2024-03-01	39,254.69	39,990.23	39,224.64	39,910.82	1227737800	39,340.0	40,290.0	39,285.0	40,220.0	12,956	39,345.0	40,295.0	39,285.0	40,220.0	37,365	150.15
2024-02-29	38,935.53	39,250.12	38,776.81	39,166.19	1659909100	39,015.0	39,345.0	38,895.0	39,305.0	10,723	39,030.0	39,350.0	38,885.0	39,300.0	32,997	149.99
2024-02-28	39,189.22	39,283.95	39,075.47	39,208.03	1199285300	39,320.0	39,355.0	38,985.0	39,050.0	6,256	39,315.0	39,345.0	38,975.0	39,045.0	18,734	150.65
2024-02-27	39,260.78	39,426.29	39,113.03	39,239.52	1190951500	39,310.0	39,415.0	39,105.0	39,295.0	6,023	39,330.0	39,410.0	39,095.0	39,290.0	19,549	150.49
2024-02-26	39,320.64	39,388.08	39,181.03	39,233.71	1256927200	39,475.0	39,520.0	39,175.0	39,350.0	6,339	39,475.0	39,510.0	39,165.0	39,340.0	20,636	150.66
2024-02-22	38,508.07	39,156.97	38,508.07	39,098.68	1229256700	38,780.0	39,485.0	38,645.0	39,465.0	12,498	38,785.0	39,480.0	38,640.0	39,455.0	44,010	150.52
2024-02-21	38,191.97	38,339.70	38,095.15	38,262.16	1047198500	38,275.0	38,815.0	38,090.0	38,420.0	6,544	38,250.0	38,805.0	38,080.0	38,410.0	25,553	150.32
2024-02-20	38,510.37	38,742.33	38,288.04	38,363.61	1084835500	38,280.0	38,740.0	38,110.0	38,305.0	11,465	38,265.0	38,730.0	38,100.0	38,295.0	44,374	149.96
2024-02-16	38,517.37	38,865.06	38,361.55	38,487.24	1517174400	38,640.0	38,870.0	38,230.0	38,315.0	10,789	38,635.0	38,850.0	38,220.0	38,300.0	39,885	150.24
2024-02-15	38,017.83	38,188.74	37,935.36	38,157.94	1299949600	38,135.0	38,655.0	37,925.0	38,585.0	7,452	38,135.0	38,645.0	37,920.0	38,575.0	27,152	149.90
2024-02-14	37,712.87	37,825.85	37,594.47	37,703.32	1202744700	37,750.0	38,130.0	37,590.0	38,115.0	6,924	37,730.0	38,120.0	37,570.0	38,100.0	33,455	150.51
2024-02-09	36,915.44	37,287.26	36,807.03	36,897.42	1467661200	37,115.0	37,290.0	36,885.0	37,175.0	8,030	37,110.0	37,270.0	36,860.0	37,155.0	28,038	149.28
2024-02-08	36,258.84	36,956.97	36,206.20	36,863.28	1509862600	36,365.0	37,150.0	36,320.0	37,115.0	10,041	36,365.0	37,077.4	36,365.0	37,077.4	42,811	149.28
2024-02-07	36,002.99	36,195.50	35,854.63	36,119.92	1265212600	35,980.0	36,410.0	35,855.0	36,305.0	6,110	36,175.0	36,285.0	36,100.0	36,285.0	3	148.06
2024-02-06	36,249.08	36,294.48	36,065.98	36,160.66	1346890000	36,370.0	36,385.0	35,835.0	35,995.0	6,340	36,005.0	36,005.0	36,005.0	36,005.0	0	147.89
2024-02-05	36,419.34	36,452.62	36,213.00	36,354.16	1305294300	36,415.0	36,535.0	36,135.0	36,350.0	6,544	36,325.0	36,325.0	36,325.0	36,325.0	0	148.68
2024-02-02	36,249.99	36,441.09	36,083.61	36,158.02	1148216200	36,270.0	36,455.0	36,045.0	36,440.0	8,632	36,415.0	36,415.0	36,415.0	36,415.0	0	148.31
2024-02-01	36,008.56	36,146.36	35,924.60	36,011.46	1181349500	35,965.0	36,315.0	35,745.0	36,150.0	7,336	36,185.0	36,185.0	36,185.0	36,185.0	0	146.48
2024-01-31	35,759.55	36,292.53	35,704.58	36,286.71	1110953100	35,765.0	36,410.0	35,680.0	35,905.0	10,032	35,915.0	35,915.0	35,915.0	35,915.0	0	146.87
2024-01-30	36,196.64	36,249.03	36,039.31	36,065.86	878993700	36,195.0	36,290.0	35,755.0	35,960.0	5,038	35,965.0	35,965.0	35,965.0	35,965.0	0	147.61
2024-01-29	35,814.29	36,186.87	35,813.77	36,026.94	955087900	35,840.0	36,205.0	35,805.0	36,160.0	5,027	36,150.0	36,150.0	36,150.0	36,150.0	0	147.51
2024-01-26	36,003.00	36,060.40	35,687.58	35,751.07	1096375500	36,040.0	36,110.0	35,700.0	35,945.0	7,537	35,880.0	35,970.0	35,880.0	35,950.0	3	148.07
2024-01-25	36,213.14	36,312.36	35,912.54	36,236.47	945903600	36,155.0	36,330.0	35,910.0	36,075.0	6,080	36,210.0	36,235.0	36,050.0	36,050.0	4	147.65
2024-01-24	36,415.66	36,471.39	36,104.89	3												

IMM扱い8通貨/ダウ/日経/金/オイル/主要クロス円の過去5日及び過去5週の4本値

AUDUSD 5					CADUSD 5					CHFUSD 5				
Date	Open	High	Low	Close	Date	Open	High	Low	Close	Date	Open	High	Low	Close
2024/04/19	0.6421	0.6433	0.6362	0.6418	2024/04/19	0.7263	0.7287	0.7244	0.7273	2024/04/19	1.0961	1.1092	1.0951	1.0986
2024/04/18	0.6436	0.6456	0.6417	0.6422	2024/04/18	0.7262	0.7277	0.7256	0.7262	2024/04/18	1.0982	1.1011	1.0957	1.0960
2024/04/17	0.6401	0.6446	0.6400	0.6437	2024/04/17	0.7231	0.7267	0.7227	0.7261	2024/04/17	1.0955	1.0996	1.0950	1.0980
2024/04/16	0.6442	0.6445	0.6390	0.6401	2024/04/16	0.7252	0.7260	0.7222	0.7231	2024/04/16	1.0968	1.0975	1.0939	1.0955
2024/04/15	0.6468	0.6493	0.6438	0.6442	2024/04/15	0.7262	0.7286	0.7250	0.7252	2024/04/15	1.0952	1.0973	1.0927	1.0969

CNYUSD 5					EURUSD 5					GBPUSD 5				
Date	Open	High	Low	Close	Date	Open	High	Low	Close	Date	Open	High	Low	Close
2024/04/19	0.1379	0.1380	0.1377	0.1379	2024/04/19	1.0644	1.0678	1.0611	1.0655	2024/04/19	1.2438	1.2468	1.2367	1.2372
2024/04/18	0.1380	0.1381	0.1379	0.1379	2024/04/18	1.0672	1.0690	1.0642	1.0644	2024/04/18	1.2456	1.2485	1.2434	1.2439
2024/04/17	0.1377	0.1381	0.1376	0.1379	2024/04/17	1.0618	1.0679	1.0607	1.0672	2024/04/17	1.2428	1.2482	1.2417	1.2455
2024/04/16	0.1377	0.1377	0.1373	0.1376	2024/04/16	1.0625	1.0654	1.0602	1.0617	2024/04/16	1.2447	1.2472	1.2406	1.2428
2024/04/15	0.1377	0.1378	0.1376	0.1378	2024/04/15	1.0636	1.0665	1.0621	1.0625	2024/04/15	1.2452	1.2499	1.2436	1.2447

JPYUSD 5					MXNUSD 5					NZDUSD 5				
Date	Open	High	Low	Close	Date	Open	High	Low	Close	Date	Open	High	Low	Close
2024/04/19	0.0065	0.0065	0.0065	0.0065	2024/04/19	0.0586	0.0586	0.0560	0.0585	2024/04/19	0.5903	0.5907	0.5852	0.5886
2024/04/18	0.0065	0.0065	0.0065	0.0065	2024/04/18	0.0590	0.0591	0.0582	0.0586	2024/04/18	0.5916	0.5933	0.5899	0.5903
2024/04/17	0.0065	0.0065	0.0065	0.0065	2024/04/17	0.0586	0.0593	0.0585	0.0590	2024/04/17	0.5880	0.5925	0.5866	0.5917
2024/04/16	0.0065	0.0065	0.0065	0.0065	2024/04/16	0.0598	0.0599	0.0585	0.0586	2024/04/16	0.5904	0.5907	0.5869	0.5880
2024/04/15	0.0065	0.0065	0.0065	0.0065	2024/04/15	0.0600	0.0605	0.0597	0.0598	2024/04/15	0.5940	0.5954	0.5899	0.5904

Nikkei 225 -Japan (NIX)					5	
Date	Open	High	Low	Close	(ドル建て終値)	出来高
2024/04/19	37724.47	37749.48	36733.06	37068.35	239.76	0
2024/04/18	37745.04	38216.75	37644.91	38079.70	246.30	1058032400
2024/04/17	38587.47	38587.61	37961.80	37961.80	245.96	1206440600
2024/04/16	38750.67	38764.82	38322.32	38471.20	248.74	1329565400
2024/04/15	39056.93	39232.80	38820.95	39232.80	254.37	1070153000
週4本値	39056.93	39232.80	36733.06	37068.35	239.76	(N225銘柄計) (東証一部全体計)

XAUUSD 5				
Date	Open	High	Low	Close
2024/04/19	2378.70	2417.64	2373.05	2387.69
2024/04/18	2361.57	2392.34	2361.57	2379.31
2024/04/17	2382.25	2395.61	2356.66	2360.38
2024/04/16	2382.99	2398.17	2363.13	2382.58
2024/04/15	2363.95	2387.53	2324.66	2383.23
週4本値	2363.95	2417.64	2324.66	2387.69

Dow Jones Industrial - USA (DJIA)					5	
Date	Open	High	Low	Close	出来高	
2024/04/19	37801.98	38102.57	37781.61	37986.40	420460000	
2024/04/18	37847.21	38083.76	37681.52	37775.38	300230000	
2024/04/17	37949.67	38036.70	37611.56	37753.31	314650000	
2024/04/16	37992.22	37992.22	37713.70	37798.97	339480000	
2024/04/15	38075.38	38386.81	37657.79	37735.11	389170000	
週4本値	38075.38	38386.81	37611.56	37986.40		

Historical Data by

 Arrangement by
<https://fx.najirane.com>

Crude Light Oil 5					
Date	Open	High	Low	Close	出来高
2024/04/19	82.62	86.28	81.80	83.14	84468
2024/04/18	82.79	83.47	81.56	82.73	84468
2024/04/17	85.36	85.51	82.55	82.69	259540
2024/04/16	85.70	86.18	84.75	85.36	241343
2024/04/15	85.93	86.11	84.05	85.41	343894
週4本値	85.93	86.28	81.56	83.14	

USDJPY 5					EURJPY 5					GBPJPY 5				
日付	始値	高値	安値	終値	日付	始値	高値	安値	終値	日付	始値	高値	安値	終値
2024/04/19	154.61	154.67	153.59	154.61	2024/04/19	164.56	165.03	163.03	164.73	2024/04/19	192.30	192.73	190.31	191.27
2024/04/18	154.34	154.68	153.96	154.61	2024/04/18	164.71	164.95	164.36	164.56	2024/04/18	192.23	192.79	191.91	192.32
2024/04/17	154.67	154.73	154.16	154.34	2024/04/17	164.22	164.81	163.93	164.71	2024/04/17	192.22	192.84	191.69	192.23
2024/04/16	154.23	154.78	154.14	154.67	2024/04/16	163.87	164.68	163.68	164.21	2024/04/16	191.97	192.81	191.66	192.21
2024/04/15	153.19	154.45	153.06	154.23	2024/04/15	162.93	164.44	162.79	163.87	2024/04/15	190.75	192.71	190.54	191.98

USDJPY Weekly 28					EURJPY Weekly 28					GBPJPY Weekly 28				
日付	始値	高値	安値	終値	日付	始値	高値	安値	終値	日付	始値	高値	安値	終値
2024/04/19	153.19	154.78	153.06	154.61	2024/04/19	162.93	165.03	162.79	164.73	2024/04/19	190.75	192.84	190.31	191.27
2024/04/12	151.62	153.39	151.57	153.24	2024/04/12	164.33	165.36	162.28	163.02	2024/04/12	191.54	193.54	190.00	190.73
2024/04/05	151.30	151.95	150.82	151.83	2024/04/05	163.23	164.92	162.63	164.32	2024/04/05	190.36	192.25	190.05	191.61
2024/03/29	151.28	151.97	151.03	151.64	2024/03/29	163.52	164.53	162.80	163.31	2024/03/29	191.34	191.68	190.19	190.99
2024/03/22	148.98	151.86	133.02	151.42	2024/03/22	162.19	165.36	161.95	163.68	2024/03/22	189.68	193.54	189.54	190.83

先週のIMM取り扱い対ドル8通貨チャート

※ 赤点線は週最高値/青点線は週最低値、BB中心線はSMA21

2024/04/15 ~ 2024/04/19

Chart by OANDA Japan MetaTrader4

