

JAPANESE YEN - CHICAGO MERCANTILE EXCHANGE

Code-097741

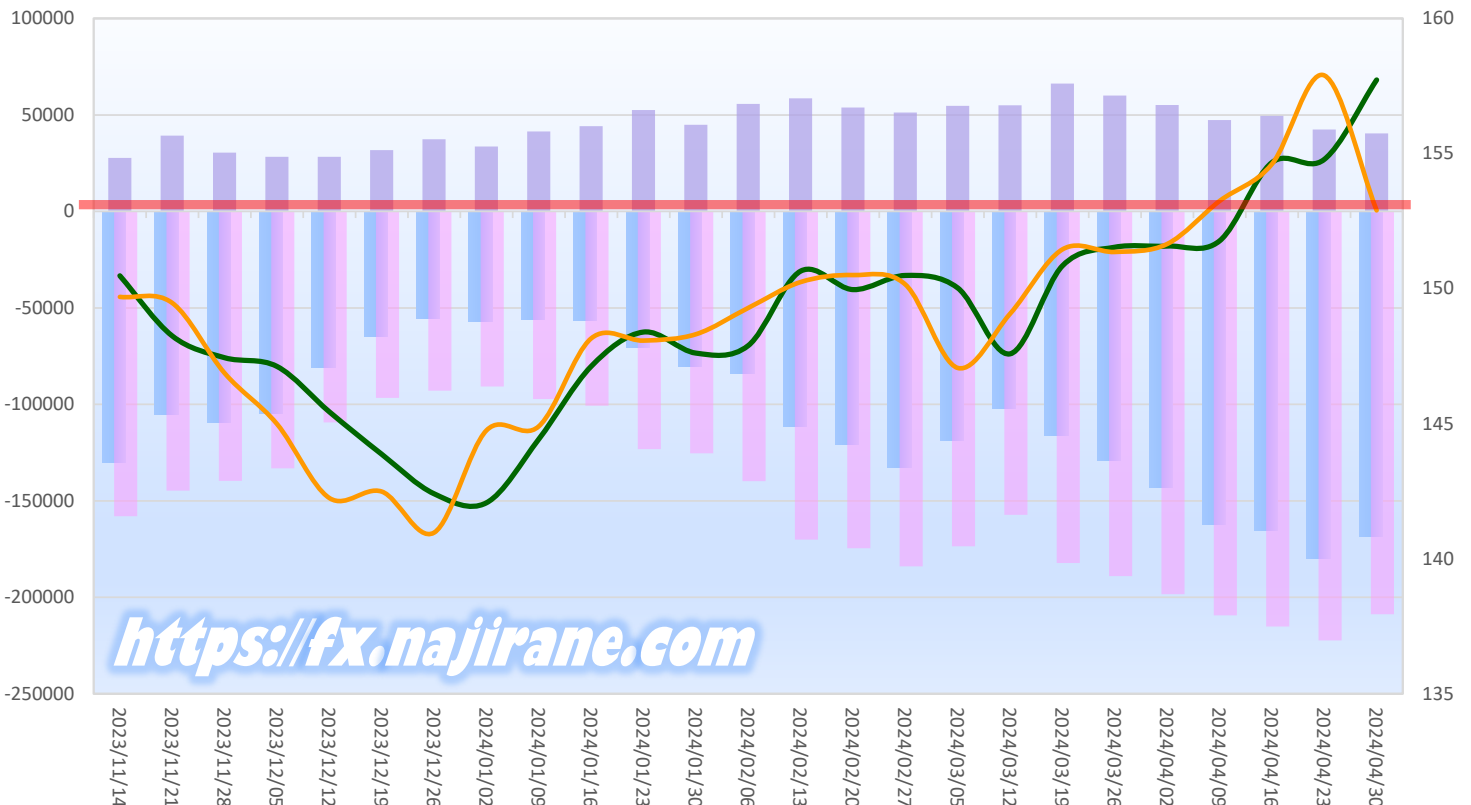
2023/11/07 ~ 2024/04/30

2024/05/17 NYクローズ時公表値

Report_Date	Non Commercial Positions												参考引け値	
	Long	増減	増減(%)	Short	増減	増減(%)	売り越し	増減	増減(%)	売買計	増減	増減(%)	4/30(火)	5/3(金)
2024/04/30	40435	-1991	-4.7%	208823	-13522	-6.1%	168388	-11531	-6.4%	249258	-15513	-5.9%	157.72	152.90
2024/04/23	42426	-7037	-14.2%	222345	7263	3.4%	179919	14300	8.6%	264771	226	0.1%	154.78	157.89
2024/04/16	49463	2188	4.6%	215082	5656	2.7%	165619	3468	2.1%	264545	7844	3.1%	154.67	154.61
2024/04/09	47275	-7915	-14.3%	209426	11006	5.5%	162151	18921	13.2%	256701	3091	1.2%	151.76	153.24
2024/04/02	55190	-4779	-8.0%	198420	9345	4.9%	143230	14124	10.9%	253610	4566	1.8%	151.57	151.65
2024/03/26	59969	-6305	-9.5%	189075	6789	3.7%	129106	13094	11.3%	249044	484	0.2%	151.53	151.36
2024/03/19	66274	11351	20.7%	182286	25041	15.9%	116012	13690	13.4%	248560	36392	17.2%	150.84	151.45
2024/03/12	54923	252	0.5%	157245	-16269	-9.4%	102322	-16521	-13.9%	212168	-16017	-7.0%	147.58	149.07
2024/03/05	54671	3410	6.7%	173514	-10452	-5.7%	118843	-13862	-10.4%	228185	-7042	-3.0%	150.02	147.06
2024/02/27	51261	-2601	-4.8%	183966	9326	5.3%	132705	11927	9.9%	235227	6725	2.9%	150.49	150.15
2024/02/20	53862	-4692	-8.0%	174640	4550	2.7%	120778	9242	8.3%	228502	-142	-0.1%	149.96	150.50
2024/02/13	58554	2908	5.2%	170090	30214	21.6%	111536	27306	32.4%	228644	33122	16.9%	150.65	150.24
2024/02/06	55646	10728	23.9%	139876	14503	11.6%	84230	3775	4.7%	195522	25231	14.8%	147.89	149.28
2024/01/30	44918	-7667	-14.6%	125373	2143	1.7%	80455	9810	13.9%	170291	-5524	-3.1%	147.61	148.31
2024/01/23	52585	8405	19.0%	123230	22490	22.3%	70645	14085	24.9%	175815	30895	21.3%	148.39	148.07
2024/01/16	44180	2816	6.8%	100740	3427	3.5%	56560	611	1.1%	144920	6243	4.5%	147.12	148.15
2024/01/09	41364	7779	23.2%	97313	6533	7.2%	55949	-1246	-2.2%	138677	14312	11.5%	144.43	144.90
2024/01/02	33585	-3736	-10.0%	90780	-2109	-2.3%	57195	1627	2.9%	124365	-5845	-4.5%	142.07	144.75
2023/12/26	37321	5587	17.6%	92889	-3747	-3.9%	55568	-9334	-14.4%	130210	1840	1.4%	142.40	140.97
2023/12/19	31734	3508	12.4%	96636	-12721	-11.6%	64902	-16229	-20.0%	128370	-9213	-6.7%	143.87	142.49
2023/12/12	28226	-40	-0.1%	109357	-23865	-17.9%	81131	-23825	-22.7%	137583	-23905	-14.8%	145.44	142.25
2023/12/05	28266	-2195	-7.2%	133222	-6476	-4.6%	104956	-4281	-3.9%	161488	-8671	-5.1%	147.12	144.99
2023/11/28	30461	-8775	-22.4%	139698	-4992	-3.5%	109237	3783	3.6%	170159	-13767	-7.5%	147.44	146.87
2023/11/21	39236	11464	41.3%	144690	-13331	-8.4%	105454	-24795	-19.0%	183926	-1867	-1.0%	148.25	149.47
2023/11/14	27772	534	2.0%	158021	26743	20.4%	130249	26209	25.2%	185793	27277	17.2%	150.47	149.69
2023/11/07	27238			131278			104040			158516			150.35	151.53

**JAPANESE YEN - CHICAGO MERCANTILE EXCHANGE
FUTURES ONLY POSITIONS**

売越し Long Short 火曜終値 金曜終値

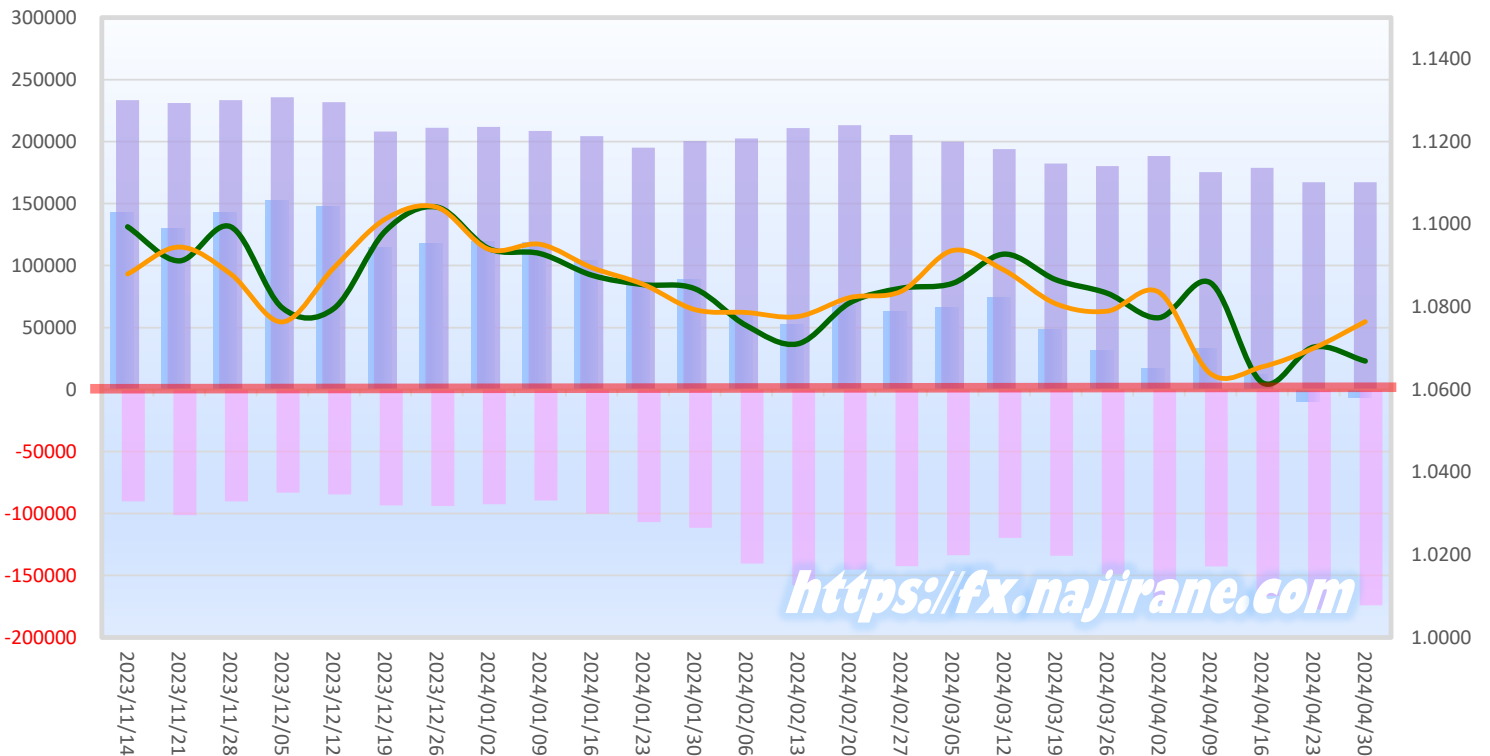


EURO FX - CHICAGO MERCANTILE EXCHANGE Code-099741
 2023/11/07 ~ 2024/04/30 2024/05/17 NYクローズ時公表値

Report_Date	Non Commercial Positions										参考引け値			
	Long	増減		Short	増減		売り越し	増減		売買計	増減		4/30(火)	5/3(金)
2024/04/30	167185	-111	-0.1%	173962	-3323	-1.9%	6777	-3212	-32.2%	341147	-3434	-1.0%	1.0669	1.0764
2024/04/23	167296	-11616	-6.5%	177285	10597	6.4%	9989	-22213	-181.7%	344581	-1019	-0.3%	1.0703	1.0700
2024/04/16	178912	3493	2.0%	166688	23992	16.8%	-12224	-20499	-62.6%	345600	27485	8.6%	1.0617	1.0655
2024/04/09	175419	-12839	-6.8%	142696	-28768	-16.8%	-32723	15929	94.8%	318115	-41607	####	1.0858	1.0638
2024/04/02	188258	8065	4.5%	171464	22465	15.1%	-16794	-14400	-46.2%	359722	30530	9.3%	1.0774	1.0835
2024/03/26	180193	-2189	-1.2%	148999	14959	11.2%	-31194	-17148	-35.5%	329192	12770	4.0%	1.0833	1.0790
2024/03/19	182382	-11616	-6.0%	134040	14449	12.1%	-48342	-26065	-35.0%	316422	2833	0.9%	1.0866	1.0808
2024/03/12	193998	-6027	-3.0%	119591	-14123	-10.6%	-74407	8096	12.2%	313589	-20150	-6.0%	1.0928	1.0889
2024/03/05	200025	-5209	-2.5%	133714	-8666	-6.1%	-66311	3457	5.5%	333739	-13875	-4.0%	1.0857	1.0937
2024/02/27	205234	-7960	-3.7%	142380	-2798	-1.9%	-62854	-5162	-7.6%	347614	-10758	-3.0%	1.0845	1.0838
2024/02/20	213194	2346	1.1%	145178	-12832	-8.1%	-68016	15178	28.7%	358372	-10486	-2.8%	1.0810	1.0822
2024/02/13	210848	8398	4.1%	158010	17713	12.6%	-52838	-9315	-15.0%	368858	26111	7.6%	1.0711	1.0777
2024/02/06	202450	2090	1.0%	140297	28708	25.7%	-62153	-26618	-30.0%	342747	30798	9.9%	1.0755	1.0786
2024/01/30	200360	5170	2.6%	111589	4723	4.4%	-88771	447	0.5%	311949	9893	3.3%	1.0844	1.0793
2024/01/23	195190	-9104	-4.5%	106866	6664	6.7%	-88324	-15768	-15.1%	302056	-2440	-0.8%	1.0854	1.0855
2024/01/16	204294	-4179	-2.0%	100202	10606	11.8%	-104092	-14785	-12.4%	304496	6427	2.2%	1.0877	1.0895
2024/01/09	208473	-3439	-1.6%	89596	-2840	-3.1%	-118877	-599	-0.5%	298069	-6279	-2.1%	1.0929	1.0951
2024/01/02	211912	717	0.3%	92436	-1368	-1.5%	-119476	2085	1.8%	304348	-651	-0.2%	1.0941	1.0940
2023/12/26	211195	3117	1.5%	93804	318	0.3%	-117391	2799	2.4%	304999	3435	1.1%	1.1042	1.1041
2023/12/19	208078	-23759	-10.2%	93486	8976	10.6%	-114592	-32735	-22.2%	301564	-14783	-4.7%	1.0984	1.1013
2023/12/12	231837	-3847	-1.6%	84510	1186	1.4%	-147327	-5033	-3.3%	316347	-2661	-0.8%	1.0796	1.0895
2023/12/05	235684	2230	1.0%	83324	-6965	-7.7%	-152360	9195	6.4%	319008	-4735	-1.5%	1.0798	1.0764
2023/11/28	233454	2359	1.0%	90289	-11152	-11.0%	-143165	13511	10.4%	323743	-8793	-2.6%	1.0994	1.0880
2023/11/21	231095	9905	4.5%	101441	-10842	-9.7%	-129654	20747	19.1%	332536	-937	-0.3%	1.0911	1.0945
2023/11/14	221190	8707	4.1%	112283	-11144	-9.0%	-108907	19851	22.3%	333473	-2437	-0.7%	1.0875	1.0908
2023/11/07	212483			123427			-89056			335910			1.0699	1.0685

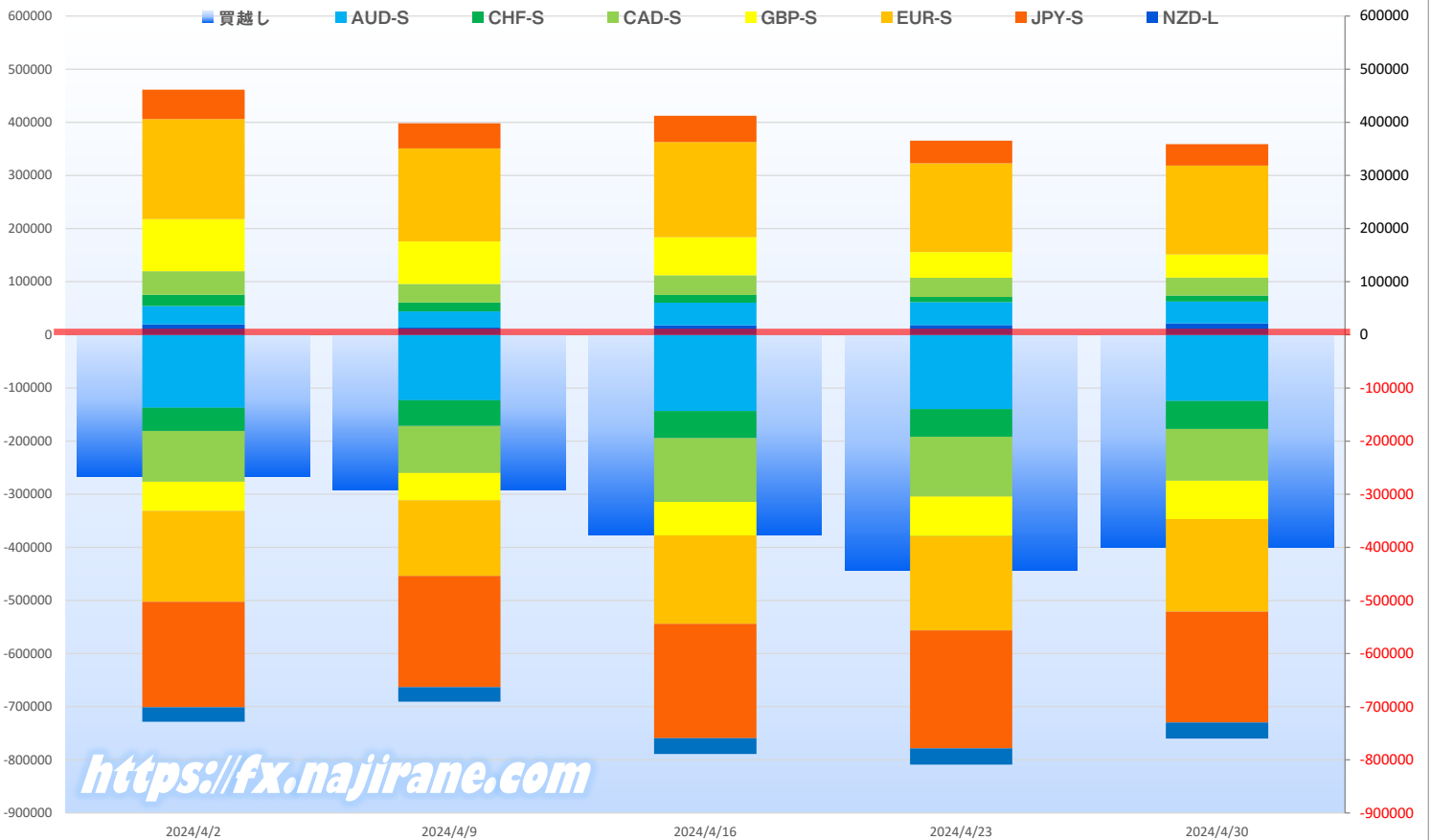
**EURO FX - CHICAGO MERCANTILE EXCHANGE
 FUTURES ONLY POSITIONS**

■ 売越し ■ Long ■ Short ■ 火曜終値 ■ 金曜終値



	2024/04/02			2024/04/09			2024/04/16			2024/04/23			2024/04/30		
	Long	Short	売り越し	Long	Short	売り越し	Long	Short	売り越し	Long	Short	売り越し	Long	Short	売り越し
JPY	55190	198420	143230	47275	209426	162151	49463	215082	165619	42426	222345	179919	40435	208823	168388
	前週比 枚数増減 (枚)			-7915	11006	18921	2188	5656	3468	-7037	7263	14300	-1991	-13522	-11531
	前週比 枚数増減 (%)			-14.3%	5.5%	13.2%	4.6%	2.7%	2.1%	-14.2%	3.4%	8.6%	-4.7%	-6.1%	-6.4%
EUR	188258	171464	-16794	175419	142696	-32723	178912	166688	-12224	167296	177285	9989	167185	173962	6777
	前週比 枚数増減 (枚)			-12839	-28768	15929	3493	23992	-20499	-11616	10597	22213	-111	-3323	-3212
	前週比 枚数増減 (%)			-6.8%	-16.8%	94.8%	2.0%	16.8%	-62.6%	-6.5%	6.4%	181.7%	-0.1%	-1.9%	-32.2%
GBP	98352	54938	-43414	80000	51748	-28252	71800	63181	-8619	48459	74692	26233	43668	72658	28990
	前週比 枚数増減 (枚)			-18352	-3190	-15162	-8200	11433	-19633	-23341	11511	34852	-4791	-2034	2757
	前週比 枚数増減 (%)			-18.7%	-5.8%	-34.9%	-10.3%	22.1%	-69.5%	-32.5%	18.2%	404.4%	-9.9%	-2.7%	10.5%
AUD	34557	137242	102685	30556	122897	92341	42365	143448	101083	43429	139668	96239	41293	124528	83235
	前週比 枚数増減 (枚)			-4001	-14345	-10344	11809	20551	8742	1064	-3780	-4844	-2136	-15140	-13004
	前週比 枚数増減 (%)			-11.6%	-10.5%	-10.1%	38.6%	16.7%	9.5%	2.5%	-2.6%	-4.8%	-4.9%	-10.8%	-13.5%
CAD	44220	95443	51223	34741	88126	53385	37067	119882	82815	35873	112323	76450	33793	96994	63201
	前週比 枚数増減 (枚)			-9479	-7317	2162	2326	31756	29430	-1194	-7559	-6365	-2080	-15329	-13249
	前週比 枚数増減 (%)			-21.4%	-7.7%	4.2%	6.7%	36.0%	55.1%	-3.2%	-6.3%	-7.7%	-5.8%	-13.6%	-17.3%
CHF	21220	43590	22370	16626	48390	31764	14650	50862	36212	9681	52243	42562	11040	52826	41786
	前週比 枚数増減 (枚)			-4594	4800	9394	-1976	2472	4448	-4969	1381	6350	1359	583	-776
	前週比 枚数増減 (%)			-21.6%	11.0%	42.0%	-11.9%	5.1%	14.0%	-33.9%	2.7%	17.5%	14.0%	1.1%	-1.8%
NZD	19725	27253	7528	13726	27273	13547	18019	29745	11726	18254	30301	12047	21514	30065	8551
	前週比 枚数増減 (枚)			-5999	20	6019	4293	2472	-1821	235	556	321	3260	-236	-3496
	前週比 枚数増減 (%)			-30.4%	0.1%	80.0%	31.3%	9.1%	-13.4%	1.3%	1.9%	2.7%	17.9%	-0.8%	-29.0%
MXN	191685	57955	-133730	189880	50189	-139691	172573	44842	-127731	152071	28416	-123655	144679	25634	-119045
	前週比 枚数増減 (枚)			-1805	-7766	5961	-17307	-5347	-11960	-20502	-16426	-4076	-7392	-2782	-4610
	前週比 枚数増減 (%)			-0.9%	-13.4%	4.5%	-9.1%	-10.7%	-8.6%	-11.9%	-36.6%	-3.2%	-4.9%	-9.8%	-3.7%
Total All 8	653207	786305	133098	588223	740745	152522	584849	833730	248881	517489	837273	319784	503607	785490	281883
	前週比 枚数増減 (枚)			-64984	-45560	19424	-3374	92985	96359	-67360	3543	70903	-13882	-51783	-37901
	前週比 枚数増減 (%)			-9.9%	-5.8%	14.6%	-0.6%	12.6%	63.2%	-11.5%	0.4%	28.5%	-2.7%	-6.2%	-11.9%
Total 7 (MXN除く)	461522	728350	266828	398343	690556	292213	412276	788888	376612	365418	808857	443439	358928	759856	400928
	前週比 枚数増減 (枚)			-63179	-37794	25385	13933	98332	84399	-46858	19969	66827	-6490	-49001	-42511
	前週比 枚数増減 (%)			-13.7%	-5.2%	9.5%	3.5%	14.2%	28.9%	-11.4%	2.5%	17.7%	-1.8%	-6.1%	-9.6%

直近5週 CFTC IMM主要7通貨の売買構成

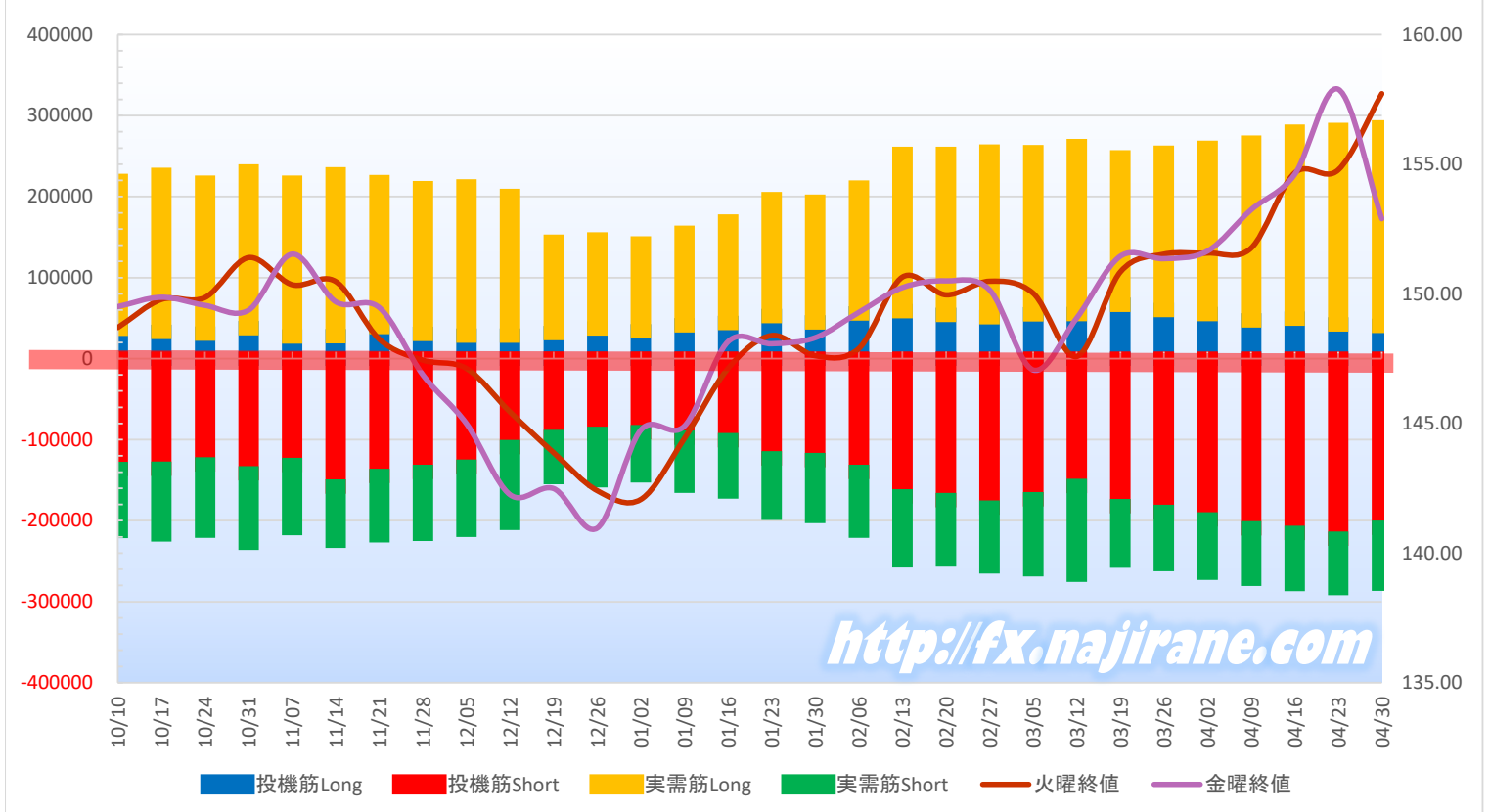


**JAPANESE YEN - CHICAGO MERCANTILE EXCHANGE
FUTURES ONLY POSITIONS**

**Code-097741
2024/05/17 公表値**

Date	投機筋集計				実需筋集計				投機筋+実需筋合計				ドル円終値	
	円買い	円売り	売り越し	売買計	円買い	円売り	売り越し	売買計	円買い	円売り	売り越し	売買計	火曜締め	金曜締め
2024/04/30	40435	208823	168388	249258	244920	68798	-176122	313718	285355	277621	-7734	562976	157.72	152.90
2024/04/23	42426	222345	179919	264771	239847	60703	-179144	300550	282273	283048	775	565321	154.78	157.89
2024/04/16	49463	215082	165619	264545	230642	62900	-167742	293542	280105	277982	-2123	558087	154.67	154.61
2024/04/09	47275	209426	162151	256701	219256	62314	-156942	281570	266531	271740	5209	538271	151.76	153.24
2024/04/02	55190	198420	143230	253610	205195	65701	-139494	270896	260385	264121	3736	524506	151.57	151.65
2024/03/26	59969	189075	129106	249044	194045	64457	-129588	258502	254014	253532	-482	507546	151.53	151.36
2024/03/19	66274	182286	116012	248560	182299	67180	-115119	249479	248573	249466	893	498039	150.84	151.45
2024/03/12	54923	157245	102322	212168	207478	109601	-97877	317079	262401	266846	4445	529247	147.58	149.07
2024/03/05	54671	173514	118843	228185	200129	86604	-113525	286733	254800	260118	5318	514918	150.02	147.06
2024/02/27	51261	183966	132705	235227	204425	72443	-131982	276868	255686	256409	723	512095	150.49	150.15
2024/02/20	53862	174640	120778	228502	199061	73207	-125854	272268	252923	247847	-5076	500770	149.96	150.50
2024/02/13	58554	170090	111536	228644	194067	78895	-115172	272962	252621	248985	-3636	501606	150.65	150.24
2024/02/06	55646	139876	84230	195522	155571	72588	-82983	228159	211217	212464	1247	423681	147.89	149.28
2024/01/30	44918	125373	80455	170291	148972	68838	-80134	217810	193890	194211	321	388101	147.61	148.31
2024/01/23	52585	123230	70645	175815	144222	67230	-76992	211452	196807	190460	-6347	387267	148.39	148.07
2024/01/16	44180	100740	56560	144920	125048	63324	-61724	188372	169228	164064	-5164	333292	147.12	148.15
2024/01/09	41364	97313	55949	138677	113876	59685	-54191	173561	155240	156998	1758	312238	144.43	144.90
2024/01/02	33585	90780	57195	124365	108605	53116	-55489	161721	142190	143896	1706	286086	142.07	144.75
2023/12/26	37321	92889	55568	130210	110013	57354	-52659	167367	147334	150243	2909	297577	142.40	140.97
2023/12/19	31734	96636	64902	128370	112422	49729	-62693	162151	144156	146365	2209	290521	143.87	142.49
2023/12/12	28226	109357	81131	137583	172756	93229	-79527	265985	200982	202586	1604	403568	145.44	142.25
2023/12/05	28266	133222	104956	161488	184156	77938	-106218	262094	212422	211160	-1262	423582	147.12	144.99
2023/11/28	30461	139698	109237	170159	180134	76442	-103692	256576	210595	216140	5545	426735	147.44	146.87
2023/11/21	39236	144690	105454	183926	178832	73404	-105428	252236	218068	218094	26	436162	148.25	149.47
2023/11/14	27772	158021	130249	185793	199890	66618	-133272	266508	227662	224639	-3023	452301	150.47	149.69
2023/11/07	27238	131278	104040	158516	189951	77994	-111957	267945	217189	209272	-7917	426461	150.35	151.53
2023/10/31	37641	141489	103848	179130	193460	85894	-107566	279354	231101	227383	-3718	458484	151.40	149.37
2023/10/24	30964	130593	99629	161557	186381	81572	-104809	267953	217345	212165	-5180	429510	149.86	149.56
2023/10/17	33139	135797	102658	168936	193634	81275	-112359	274909	226773	217072	-9701	443845	149.78	149.87
2023/10/10	36780	136256	99476	173036	182514	76362	-106152	258876	219294	212618	-6676	431912	148.70	149.51

**JAPANESE YEN - CHICAGO MERCANTILE EXCHANGE
FUTURES ONLY POSITIONS Cord-097741**

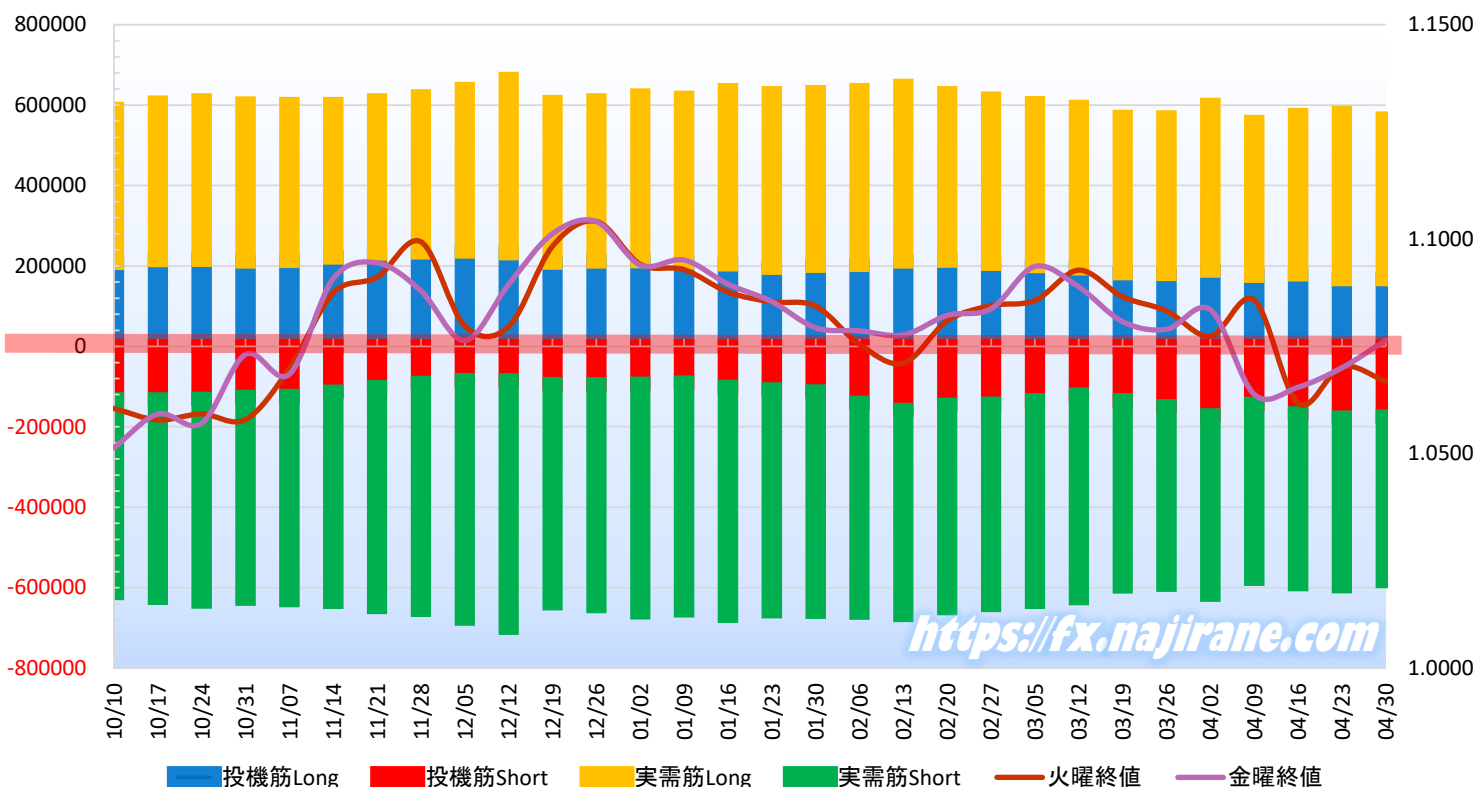


**EURO FX – CHICAGO MERCANTILE EXCHANGE
FUTURES ONLY POSITIONS**

**Code-099741
2024/05/17 公表値**

Date	投機筋集計				実需筋集計				投機筋+実需筋合計				ユーロドル終値	
	EUR買い	EUR売り	売り越し	売買計	EUR買い	EUR売り	売り越し	売買計	EUR買い	EUR売り	売り越し	売買計	火曜締め	金曜締め
2024/04/30	167185	173962	6777	341147	399163	409900	10737	809063	566348	583862	17514	1150210	1.0669	1.0764
2024/04/23	167296	177285	9989	344581	413769	419034	5265	832803	581065	596319	15254	1177384	1.0703	1.0700
2024/04/16	178912	166688	-12224	345600	395979	424633	28654	820612	574891	591321	16430	1166212	1.0617	1.0655
2024/04/09	175419	142696	-32723	318115	383114	435146	52032	818260	558533	577842	19309	1136375	1.0858	1.0638
2024/04/02	188258	171464	-16794	359722	412480	445912	33432	858392	600738	617376	16638	1218114	1.0774	1.0835
2024/03/26	180193	148999	-31194	329192	389331	443503	54172	832834	569524	592502	22978	1162026	1.0833	1.0790
2024/03/19	182382	134040	-48342	316422	388839	462969	74130	851808	571221	597009	25788	1168230	1.0866	1.0808
2024/03/12	193998	119591	-74407	313589	402081	506685	104604	908766	596079	626276	30197	1222355	1.0928	1.0889
2024/03/05	200025	133714	-66311	333739	404771	501537	96766	906308	604796	635251	30455	1240047	1.0857	1.0937
2024/02/27	205234	142380	-62854	347614	411117	501018	89901	912135	616351	643398	27047	1259749	1.0845	1.0838
2024/02/20	213194	145178	-68016	358372	416183	505634	89451	921817	629377	650812	21435	1280189	1.0810	1.0822
2024/02/13	210848	158010	-52838	368858	437266	509530	72264	946796	648114	667540	19426	1315654	1.0711	1.0777
2024/02/06	202450	140297	-62153	342747	434993	521879	86886	956872	637443	662176	24733	1299619	1.0755	1.0786
2024/01/30	200360	111589	-88771	311949	432311	548317	116006	980628	632671	659906	27235	1292577	1.0844	1.0793
2024/01/23	195190	106866	-88324	302056	434578	551975	117397	986553	629768	658841	29073	1288609	1.0854	1.0855
2024/01/16	204294	100202	-104092	304496	433577	570090	136513	1003667	637871	670292	32421	1308163	1.0877	1.0895
2024/01/09	208473	89596	-118877	298069	409738	566625	156887	976363	618211	656221	38010	1274432	1.0929	1.0951
2024/01/02	211912	92436	-119476	304348	411907	569293	157386	981200	623819	661729	37910	1285548	1.0941	1.0940
2023/12/26	211195	93804	-117391	304999	400897	552083	151186	952980	612092	645887	33795	1257979	1.1042	1.1041
2023/12/19	208078	93486	-114592	301564	399732	545354	145622	945086	607810	638840	31030	1246650	1.0984	1.1013
2023/12/12	231837	84510	-147327	316347	433209	615566	182357	1048775	665046	700076	35030	1365122	1.0796	1.0895
2023/12/05	235684	83324	-152360	319008	404550	593479	188929	998029	640234	676803	36569	1317037	1.0798	1.0764
2023/11/28	233454	90289	-143165	323743	388784	565099	176315	953883	622238	655388	33150	1277626	1.0994	1.0880
2023/11/21	231095	101441	-129654	332536	380815	546633	165818	927448	611910	648074	36164	1259984	1.0911	1.0945
2023/11/14	221190	112283	-108907	333473	381765	522752	140987	904517	602955	635035	32080	1237990	1.0875	1.0908
2023/11/07	212483	123427	-89056	335910	390336	507851	117515	898187	602819	631278	28459	1234097	1.0699	1.0685
2023/10/31	210834	125445	-85389	336279	393348	502379	109031	895727	604182	627824	23642	1232006	1.0579	1.0732
2023/10/24	215569	130316	-85253	345885	396435	504431	107996	900866	612004	634747	22743	1246751	1.0593	1.0571
2023/10/17	214313	131903	-82410	346216	391704	493327	101623	885031	606017	625230	19213	1231247	1.0579	1.0592
2023/10/10	207522	131990	-75532	339512	383243	481536	98293	864779	590765	613526	22761	1204291	1.0605	1.0514

**EURO FX - CHICAGO MERCANTILE EXCHANGE
FUTURES ONLY POSITIONS Code-099741**



Bitcoin/USD 及び CME Futures (当月及び限月別)

※取引単位=5ビットコイン
(CME CFビットコイン参考基準レート=BRRを対象)

Bitcoin/USD						CME Futures 2024/04		CME Futures 2024/05		CME Futures 2024/06		CME Futures 2024/07		CME Futures 2024/08	
Date	Open	High	Low	Close		Close	Volume	Close	Volume	Close	Volume	Close	Volume	Close	Volume
2024/5/4	62912	62930	62891	62930	0	0	0	0	0	0	0	0	0	0	0
2024/5/3	0	0	0	0	63365	8791	63845	1570	64365	518	0	0	0	64100	25
2024/5/2	58254	59602	56937	59123	59765	12640	60205	1943	60715	190	61150	52	61565	23	23
2024/5/1	60609	60781	56555	58254	57355	12640	57695	1943	58130	190	58555	52	58935	23	23
2024/4/30	63839	64703	59120	60637	59400	12130	59785	2803	60285	202	60810	17	61230	2	2
2024/4/29	63106	64175	61795	63841	63450	6714	63995	987	64565	105	65095	6	65545	25	25
2024/4/28	63424	64321	62794	63113	0	0	0	0	0	0	0	0	0	0	0
2024/4/27	63751	63898	62425	63419	0	0	0	0	0	0	0	0	0	0	0
2024/4/26	64485	64790	63322	63755	64300	5338	64880	563	65465	110	65990	13	66465	11	11
2024/4/25	64275	65275	62784	64482	65270	7236	65855	1981	66455	100	66995	2	67495	4	4
2024/4/24	66409	67075	63590	64277	64490	7003	65155	2264	65755	76	66290	13	66805	3	3
2024/4/23	66840	67199	65865	66407	67155	4518	67880	2857	68510	129	69085	19	69590	1	1
2024/4/22	64936	67234	64548	66838	67355	3431	68070	2876	68690	39	69270	6	69775	4	4
2024/4/21	64993	65723	64278	64927	0	0	0	0	0	0	0	0	0	0	0
2024/4/20	63851	65442	63172	64994	0	0	0	0	0	0	0	0	0	0	0
2024/4/19	63511	65482	59651	63844	65055	3252	65730	2377	66285	49	66805	4	67255	8	8
2024/4/18	61275	64126	60833	63513	64365	2584	65040	2109	65565	191	66025	18	66425	26	26
2024/4/17	63832	64486	59769	61277	61845	2808	62505	1282	63060	48	63515	11	63970	17	17
2024/4/16	63419	64356	61716	63812	63685	1167	64370	781	64945	12	65480	4	65985	3	3
2024/4/15	65740	66879	62332	63426	64340	2330	65030	1327	65605	59	66160	5	66670	4	4
2024/4/14	63836	65824	62206	65739	0	0	0	0	0	0	0	0	0	0	0
2024/4/13	67188	67931	60919	63821	0	0	0	0	0	0	0	0	0	0	0
2024/4/12	70061	71223	65255	67196	67965	2259	68655	388	69265	11	69810	8	70335	3	3
2024/4/11	70576	71256	69572	70061	71625	1456	72340	810	72970	56	73580	37	74090	73	73
2024/4/10	69140	71093	67504	70588	71205	1744	71895	904	72510	31	73105	7	73675	2	2
2024/4/9	71633	71743	68213	69139	70150	1730	70865	352	71485	14	71995	1	72565	2	2
2024/4/8	69363	72715	69064	71631	72935	2590	73685	1212	74345	30	75000	8	75650	9	9
2024/4/7	68897	70284	68852	69363	0	0	0	0	0	0	0	0	0	0	0
2024/4/6	67841	69630	67492	68896	0	0	0	0	0	0	0	0	0	0	0
2024/4/5	68516	68726	66011	67838	68465	887	69155	167	69790	16	70400	2	70960	0	0
2024/4/4	65976	69291	65114	68509	69625	1849	70365	818	71020	38	71670	12	72290	0	0
2024/4/3	65447	66914	64560	65981	67075	986	67745	123	68340	19	68995	1	69450	3	3
2024/4/2	69705	69708	64587	65447	67320	2083	67980	430	68580	27	69165	2	69605	0	0
2024/4/1	71333	71342	68111	69702	71205	2175	71935	675	72560	37	73145	0	73585	1	1
2024/3/31	69648	71378	69625	71334	0	0	0	0	0	0	0	0	0	0	0
2024/3/30	69893	70355	69601	69645	0	0	0	0	0	0	0	0	0	0	0
2024/3/29	70745	70913	69077	69893	0	0	0	0	0	0	0	0	0	0	0
2024/3/28	69453	71546	68896	70745	72360	2027	73095	224	73750	11	74330	4	74765	0	0
2024/3/27	69992	71728	68382	69455	70125	3196	70810	265	71435	5	72040	0	72635	0	0
2024/3/26	69931	71536	69336	69988	71140	2859	71870	243	72495	10	73110	8	73545	2	2
2024/3/25	67234	71163	66415	69959	72885	4802	73655	304	74280	6	74865	0	75215	0	0
2024/3/24	64071	67623	63826	67234	0	0	0	0	0	0	0	0	0	0	0
2024/3/23	63803	65976	63038	64062	0	0	0	0	0	0	0	0	0	0	0
2024/3/22	65490	66624	62355	63779	65585	2570	66275	156	66880	5	67435	0	67775	0	0
2024/3/21	67912	68200	64581	65491	67045	3173	67715	91	68320	11	68880	0	69215	0	0
2024/3/20	61930	68115	60808	67914	67680	1950	68385	332	68990	27	69500	5	69885	0	0
2024/3/19	67556	68107	61536	61913	66230	1487	66860	291	67400	4	67930	0	68460	0	0
2024/3/18	68371	68897	66594	67549	68915	942	69720	77	70450	2	70980	0	71470	0	0
2024/3/17	65316	68846	64545	68391	0	0	0	0	0	0	0	0	0	0	0
2024/3/16	69392	70046	64801	65315	0	0	0	0	0	0	0	0	0	0	0
2024/3/15	71388	72357	65631	69404	71010	1204	71820	218	72640	0	73250	0	73810	0	0
2024/3/14	73079	73750	68563	71397	71400	912	72225	190	72895	0	73425	0	73975	0	0
2024/3/13	71482	73637	71334	73084	75795	457	76685	97	77460	0	77990	0	78445	0	0
2024/3/12	72125	72826	68729	71481	73535	330	74315	231	74940	0	75470	0	75930	4	4
2024/3/11	69021	72851	67195	72124	74370	305	75165	42	75885	0	76415	0	76970	1	1
2024/3/10	68500	70005	68240	69020	0	0	0	0	0	0	0	0	0	0	0
2024/3/9	68299	68673	68053	68499	0	0	0	0	0	0	0	0	0	0	0
2024/3/8	66938	70083	66230	68300	71395	225	72160	52	72765	0	73295	0	73900	1	1
2024/3/7	66100	68030	65656	66925	69890	146	70610	30	71235	0	71765	0	72315	0	0
2024/3/6	63776	67638	62849	66107	69280	197	69965	96	70545	0	71075	0	71665	1	1
2024/3/5	68341	69171	59324	63801	63785	344	64400	253	64970	3	65500	0	65900	6	6
2024/3/4	63137	68537	62387	68330	69930	259	70535	196	71115	2	71640	0	72310	7	7
2024/3/3	62032	63230	61435	63167	0	0	0	0	0	0	0	0	0	0	0
2024/3/2	62432	62459	61657	62030	0	0	0	0	0	0	0	0	0	0	0
2024/3/1	61168	63155	60803	62441	65050	159	65590	100	66080	2	66365	0	66640	2	2
2024/2/29	62499	63586	60499	61198	63955	226	64495	177	64985	2	65290	0	65550	0	0
2024/2/28	57071	63913	56738	62505	62055	197	62605	37	63075	2	63360	0	64030	1	1
2024/2/27	54519	57538	54484	57085	58825	153	59365	86	59830	2	60150	0	60475	0	0
2024/2/26	51731	54938	50931	54522	56480	189	57010	26	57370	2	57625	0	58060	0	0
2024/2/25	51565	51950	51306	51733	0	0	0	0	0	0	0	0	0	0	0

Bitcoin/USD



<https://fx.najirane.com>

Date	BTC(BitCoin)/JPY					ETH(Ethereum)/JPY					XRP(Ripple)/JPY				
	Open	High	Low	Close	Volume	Open	High	Low	Close	Volume	Open	High	Low	Close	Volume
2024/5/4	9628955.00	9631737.00	9625787.00	9631737.00	5068597.76	475161.69	475161.69	474785.09	475044.53	1961071.08	81.4190	81.4190	81.3470	81.3646	175020.83
2024/5/3	9045134.00	9159607.00	8840719.00	9053980.00	5009386.27	461124.13	463349.19	449406.63	457598.91	2015879.66	80.2749	80.4333	78.7563	79.3754	171283.28
2024/5/2	9560845.00	9589856.00	8933795.00	9045182.00	7521312.50	474972.66	476438.41	444755.38	461122.66	3106213.28	78.8823	81.8690	75.8563	80.2753	267076.15
2024/5/1	9980074.00	10147215.00	9323708.00	9565161.00	5969203.31	502663.44	509589.53	460228.03	475173.19	2881511.30	80.5782	81.4292	77.2653	78.8828	212559.87
2024/4/30	9983427.00	10023282.00	9677275.00	9980340.00	4164016.11	516102.34	521241.78	488204.97	502670.91	2350004.67	80.7414	80.6580	78.3589	80.5779	178719.17
2024/4/29	10026940.00	10168905.00	9939221.00	9984513.00	2742369.79	514163.78	529804.25	513674.25	516170.97	1800188.28	81.8576	83.0719	80.6202	80.7416	91894.02
2024/4/28	10078713.00	10102011.00	9869036.00	10026249.00	3067719.14	494794.19	518464.84	485563.50	514151.53	1868807.10	83.1756	83.1914	80.6953	81.8576	119196.53
2024/4/27	10035388.00	10169377.00	9987700.00	10079398.00	3816314.17	491205.06	496975.25	488470.47	494863.38	1679337.87	81.7819	83.5964	81.2553	83.1757	183229.40
2024/4/26	9980111.00	10157247.00	9761857.00	10034818.00	5004170.82	487495.75	496525.47	478457.53	491224.59	2177010.86	81.8916	82.8206	80.0427	81.7816	200226.91
2024/4/25	10276661.00	10385783.00	9877372.00	9980402.00	4701116.79	498284.06	510239.13	482216.66	487523.84	2173844.45	84.3620	85.4461	81.0374	81.8911	238192.97
2024/4/24	10347857.00	10400273.00	10196244.00	10276437.00	3762091.06	495655.81	505038.34	488435.03	498277.03	1710660.26	86.2058	86.2209	84.0538	84.3626	209113.92
2024/4/23	10041181.00	10407934.00	9981182.00	10347514.00	4378600.64	486732.13	500763.59	484208.06	495665.63	1867673.33	81.1322	88.1232	80.9168	86.2064	258750.11
2024/4/22	10049514.00	10162456.00	9938943.00	10039791.00	3171000.60	488239.41	494414.44	482360.75	486674.13	1452680.82	81.8417	82.9734	80.4735	81.1328	138686.39
2024/4/21	9872976.00	10119040.00	9768033.00	10049765.00	351448.69	473071.78	490265.28	467243.47	488248.09	1536700.04	77.8980	81.9336	77.2318	81.8419	191317.07
2024/4/20	9819799.00	10126020.00	9175245.00	9871812.00	7718945.78	474046.44	482830.94	441108.50	473040.94	3154347.35	77.7693	78.9667	72.1400	77.8980	331781.24
2024/4/19	9457063.00	9913510.00	9383131.00	9820109.00	5567163.22	460651.19	478574.78	456238.38	474057.94	2347659.93	76.3723	78.0324	75.1416	77.7693	219655.43
2024/4/18	9874829.00	9972655.00	9237624.00	9457276.00	6469083.41	477239.72	483056.78	451081.44	460654.63	2733600.98	76.8397	78.3056	73.3831	76.3724	276567.16
2024/4/17	9780408.00	9955396.00	9537666.00	9871738.00	6628541.16	478252.22	482877.97	462544.13	477239.22	3007596.17	76.7589	77.3599	73.9490	76.8390	295967.25
2024/4/16	10078227.00	10289075.00	9611356.00	9781474.00	6723282.49	483958.38	504520.53	466680.19	478323.13	3381363.34	77.3042	79.9005	74.5516	76.7592	363387.11
2024/4/15	9784498.00	10087840.00	9534602.00	10078086.00	7524879.87	460675.31	486295.56	446708.16	483975.50	3901719.17	73.6975	77.7751	71.5515	77.3054	430555.21
2024/4/14	10298298.00	10412190.00	99337376.00	9782236.00	8103609.12	497061.78	505755.97	438733.38	460576.13	4587583.31	84.0579	84.1232	66.4653	73.6975	606577.01
2024/4/13	10733097.00	10916025.00	999705.00	10299446.00	6763918.37	537001.19	544491.13	475446.00	497076.19	3388123.88	93.2778	94.3465	79.3951	84.0581	440332.23
2024/4/12	10794946.00	10910506.00	10632080.00	10732978.00	4619366.35	541990.50	554123.13	533032.50	536988.63	2156494.14	94.4591	95.0829	92.5377	93.2778	186728.21
2024/4/11	10494064.00	10873307.00	10303981.00	10796804.00	5861040.89	532010.50	540120.19	518557.56	542034.06	2580739.03	93.1661	94.7746	90.9041	94.4594	386553.17
2024/4/10	10876493.00	10891660.00	10347665.00	10493878.00	5528853.09	561091.13	565586.63	524127.94	532011.56	2774493.10	93.4545	97.3487	91.5142	93.1668	367903.48
2024/4/9	10521060.00	11046517.00	10477750.00	10876319.00	5657679.06	523834.03	565879.00	517430.91	561083.69	2893283.39	90.2259	95.0046	89.4020	93.4545	360242.41
2024/4/8	1045147.00	10655470.00	10438251.00	10521059.00	3216408.90	508515.59	524545.00	507287.72	523833.41	1506371.64	89.3535	91.2272	89.5513	90.2256	140299.34
2024/4/7	10284970.00	10556196.00	10232081.00	10444995.00	3027216.17	503156.50	515092.03	501658.41	508511.03	1357914.89	89.0714	90.6887	88.8852	89.5233	132140.44
2024/4/6	10366218.00	10370600.00	10011128.00	10284526.00	5116400.42	503819.41	507218.50	486552.97	503159.59	2306586.25	89.8183	89.6710	86.4926	89.0714	232648.60
2024/4/5	10000779.00	10509682.00	9875451.00	10365172.00	5210592.26	501965.66	522245.06	493413.03	503824.69	2190223.31	87.1438	93.0881	85.4735	89.8183	331413.81
2024/4/4	9918555.00	10159401.00	9779243.00	9927789.62	496684.09	510696.66	485577.31	501957.53	501957.53	2426951.62	88.7276	89.9471	86.1476	87.1475	250603.26
2024/4/3	10567084.00	10567593.00	9971570.00	9918601.00	7684465.96	531320.50	531495.06	487435.63	496670.53	3345737.27	92.6650	93.7587	88.0038	88.7284	329824.05
2024/4/2	10800104.00	10801407.00	10334006.00	10566648.00	5286727.94	552290.88	552337.69	518378.00	531352.63	2425872.82	95.2666	95.6218	90.6259	92.6650	26695.92
2024/4/1	10540843.00	10806810.00	105337376.00	10800128.00	3035772.68	530910.94	553063.88	530803.69	552296.38	1589713.55	94.1118	95.2882	94.0177	95.2666	114466.60
2024/3/31	10578024.00	10647953.00	10533773.00	10540469.00	2592576.51	531497.56	539709.06	528179.25	530909.88	1420988.34	95.4613	96.3244	93.6682	94.1118	157844.86
2024/3/30	10713769.00	10734588.00	10445427.00	10577930.00	3818563.34	539288.56	542488.75	524981.56	531494.31	1924003.87	94.5865	97.3801	92.3931	95.4608	283680.01
2024/3/29	10508204.00	10819046.00	10425853.00	10713792.00	5205820.89	529582.69	545921.50	524403.56	539331.25	2486636.50	92.5879	99.2811	91.5290	94.5840	270600.37
2024/3/28	10605662.00	10851097.00	10351861.00	10508593.00	6177142.24	543574.88	554354.69	532761.14	529567.44	2837341.33	95.8034	96.1416	92.0300	92.5902	309064.08
2024/3/27	10586344.00	10820220.00	10496736.00	1065047.00	5456553.54	543625.69	556353.13	527211.19	543603.88	2804091.02	97.0410	98.7591	95.0084	95.8034	272606.09
2024/3/26	10173292.00	10777338.00	10039864.00	10509505.00	6464032.52	522763.94	539905.38	517867.47	543595.19	2816298.88	95.7731	99.8451	94.9252	97.0410	309568.45
2024/3/25	9701334.00	10211570.00	9664258.00	10173303.00	4116676.10	505224.78	524514.81	499866.34	522726.22	1839442.60	93.5158	96.1232	93.1076	95.7726	186186.77
2024/3/24	9660750.00	9989886.00	9545039.00	9700045.00	3745876.16	505062.22	519226.06	495602.19	505213.88	2005072.87	92.5073	95.7566	91.7247	93.5140	175710.85
2024/3/23	9930696.00	10095005.00	9438421.00	9657128.00	6268793.31	529652.56	536677.75	492688.44	504773.84	3115337.87	97.1531	97.6174	90.7686	92.5073	310862.63
2024/3/22	10237156.00	10281569.00	9796118.00	9930918.00	6744886.92	529711.44	542141.88	517554.56	529666.75	3368410.93	92.2797	99.0705	90.4059	97.1525	425948.90
2024/3/21	9933005.00	10296465.00	9213362.00	10237470.00	10068482.43	476997.06	532993.50	463628.91	529617.31	5517973.47	88.2652	93.5924	86.5033	92.2788	413212.32
2024/3/20	10076065.00	10157657.00	9289314.00	9350380.00	11208452.08	524766.06	528947.19	475406.75	476879.47	5160069.55	96.5851	96.5851	86.2005	88.2652	539434.33
2024/3/19	10184364.00	10272701.00	9926836.00	10074940.00	7347413.84	542544.81	542574.31	515180.50	524711.00	3156366.31	92.2387	99.0620	88.8064	96.5850	412722.64
2024/3/18	9735144.00	10259218.00	9620226.00	10187241.00	6660876.54	525093.75	547827.69	508868.97	542561.81	2970011.46	89.8838	93.0388	87.8772	92.2387	272142.56
2024/3/17	10342677.00	10440122.00	9658393.00	9734961.00	6981645.49	556851.75	563527.44	516903.59	525068.44	3010709.10	94.4552	95.8588	88.6429	89.8838	333473.95
2024/3/16	10587270.00	10744925.00	10744925.00	10344359.00	11673355.71	575853.02	583417.25	531274.69	556719.88	4993799.75	99.3594	100.1219	89.6305	94.4560	546027.86
2024/3/15	10786254.00	10907953.00	10168500.00	10588562.00	8838254.15	591233.63	592104.94	551974.00	575894.06	3772142.12	101.9824	104.1633	95.4839	99.3603	508480.26
2024/3/14	10552440.00	10877323.00	10522123.00	10786863.00	7115997.69	587580.69	603119.38	582189.75	591338.69	3251270.79	101.5962	103.6605	99.4196	101.9817	354052.59
2024/3/13	10583477.00	10775260.00	10152432.00	10552318.00	9234504.56	596736.94	600214.49	566035.94	587581.88	3973583.36	105.3629	107.1364	98.3722	101.5958	614597.37

Date	日経平均(△N225)					CME日経平均先物ドル建て(NKD)					CME日経平均先物円建て(NIY)					USDJPY
	Open	High	Low	Close	Volume	Open	High	Low	Close	Volume	Open	High	Low	Close	Volume	
2024-05-02	38,004.01	38,355.60	37,958.19	38,236.07		37,950.00	38,385.00	37,770.00	37,900.00	11,880	37,895.00	37,895.00	37,895.00	37,895.00	0	153.72
2024-04-30	38,312.66	38,608.17	38,182.11	38,405.66	1514280900	38,380.00	38,655.00	38,115.00	38,190.00	9,242	38,200.00	38,200.00	38,200.00	38,200.00	0	157.72
2024-04-26	37,725.61	38,097.54	37,550.70	37,934.76	1248545400	37,840.00	38,435.00	37,595.00	38,390.00	10,542	38,355.00	38,355.00	38,355.00	38,355.00	0	157.89
2024-04-25	38,065.91	38,129.53	37,604.23	37,628.48	1138524100	38,025.00	38,080.00	37,165.00	37,695.00	9,401	37,635.00	37,635.00	37,635.00	37,635.00	0	155.59
2024-04-24	37,871.92	38,460.08	37,857.47	38,460.08	1211315900	37,970.00	38,495.00	37,955.00	38,225.00	7,986	38,215.00	38,215.00	38,215.00	38,215.00	0	155.24
2024-04-23	37,797.06	37,817.78	37,397.27	37,552.16	959271200	37,775.00	37,990.00	37,455.00	37,945.00	6,959	37,905.00	37,905.00	37,905.00	37,905.00	0	154.78
2024-04-22	37,240.93	37,511.80	37,052.63	37,438.61	1193656700	37,250.00	37,880.00	37,095.00	37,755.00	9,220	37,665.00	37,665.00	37,665.00	37,665.00	0	154.81
2024-04-19	37,724.47	37,749.48	36,733.06	37,068.35	1553636400	37,775.00	37,815.00	36,745.00	37,135.00	16,246	37,065.00	37,065.00	37,065.00	37,065.00	0	154.61
2024-04-18	37,745.04	38,216.75	37,644.91	38,079.70	1058032400	37,805.00	38,270.00	37,695.00	37,820.00	8,607	37,795.00	37,795.00	37,795.00	37,795.00	0	154.61
2024-04-17	38,587.47	38,587.61	37,961.80	37,961.80	1206440600	38,545.00	38,695.00	37,665.00	37,810.00	11,261	38,255.00	38,255.00	37,730.00	37,740.00	5	154.34
2024-04-16	38,750.67	38,764.82	38,322.32	38,471.20	1329565400	38,690.00	38,800.00	38,335.00	38,495.00	10,488	38,435.00	38,435.00	38,435.00	38,435.00	0	154.67
2024-04-15	39,056.93	39,232.80	38,820.95	39,232.80	1070153000	38,900.00	39,540.00	38,660.00	38,735.00	11,224	38,930.00	39,300.00	38,725.00	38,725.00	4	154.23
2024-04-12	39,722.02	39,774.82	39,457.73	39,523.55	1071271100	39,735.00	39,995.00	38,830.00	38,900.00	8,431	38,820.00	38,820.00	38,820.00	38,820.00	0	153.24
2024-04-11	39,090.68	39,473.48	39,065.31	39,442.63	1070020200	39,195.00	39,740.00	39,055.00	39,665.00	7,814	39,631.00	39,631.00	39,631.00	39,631.00	4	153.21
2024-04-10	39,582.33	39,708.70	39,510.48	39,581.81	974157800	39,730.00	39,770.00	39,070.00	39,250.00	7,988	39,235.00	39,235.00	39,235.00	39,235.00	0	153.01
2024-04-09	39,496.95	39,773.13	39,476.13	39,773.13	1059208200	39,510.00	39,850.00	39,330.00	39,640.00	6,520	39,620.00	39,620.00	39,620.00	39,620.00	0	151.76
2024-04-08	39,391.98	39,617.36	39,197.00	39,347.04	1083013500	39,410.00	39,700.00	39,255.00	39,485.00	5,706	39,455.00	39,455.00	39,455.00	39,455.00	0	151.83
2024-04-05	39,237.39	39,274.76	38,774.24	38,992.08	1295623800	39,180.00	39,435.00	38,815.00	39,370.00	9,901	39,310.00	39,310.00	39,310.00	39,310.00	0	151.65
2024-04-03	39,503.72	39,625.90	39,217.04	39,451.85	1231752000	39,680.00	40,115.00	39,285.00	40,065.00	7,224	39,995.00	39,995.00	39,995.00	39,995.00	0	151.66
2024-04-02	39,892.59	40,151.05	39,707.87	39,838.91	1157958300	40,020.00	40,225.00	39,490.00	39,705.00	7,034	39,630.00	39,630.00	39,630.00	39,630.00	0	151.57
2024-03-28	40,324.42	40,482.02	40,054.06	40,168.07	1356287300	40,555.00	40,600.00	40,125.00	40,400.00	5,104	40,275.00	40,370.00	40,275.00	40,370.00	1	151.42
2024-03-27	40,517.17	40,979.36	40,452.21	40,762.73	1213124100	40,315.00	40,805.00	40,275.00	40,510.00	6,691	40,690.00	40,690.00	40,690.00	40,690.00	0	151.34
2024-03-26	40,345.04	40,529.53	40,280.85	40,398.03	1013657500	40,215.00	40,530.00	40,120.00	40,320.00	4,577	40,435.00	40,435.00	40,435.00	40,435.00	0	151.53
2024-03-25	40,798.96	40,837.18	40,414.12	40,414.12	1014820700	40,585.00	40,680.00	40,025.00	40,185.00	4,839	40,310.00	40,310.00	40,310.00	40,310.00	0	151.42
2024-03-22	40,942.88	41,087.75	40,714.14	40,888.43	1360973800	40,805.00	40,915.00	40,490.00	40,605.00	6,832	40,750.00	40,750.00	40,750.00	40,750.00	0	151.45
2024-03-21	40,511.55	40,823.32	40,452.19	40,815.66	1571822800	40,370.00	40,960.00	40,280.00	40,845.00	7,869	40,490.00	41,045.00	40,460.00	41,045.00	4	151.55
2024-03-19	39,622.58	40,003.60	39,407.50	40,003.60	1346938500	39,435.00	39,935.00	39,245.00	39,885.00	13,179	39,775.00	40,105.00	39,775.00	40,105.00	2	150.84
2024-03-18	38,960.99	39,769.11	38,935.47	39,740.44	1287378600	38,735.00	39,640.00	38,735.00	39,480.00	9,603	39,665.00	39,665.00	39,665.00	39,665.00	0	149.05
2024-03-15	38,548.16	38,808.68	38,519.94	38,707.64	1670979600	38,355.00	38,810.00	38,305.00	38,690.00	8,107	38,845.00	38,845.00	38,845.00	38,845.00	0	149.07
2024-03-14	38,591.73	38,840.33	38,400.17	38,807.38	1110684100	38,410.00	38,740.00	38,155.00	38,365.00	9,159	38,490.00	38,490.00	38,490.00	38,490.00	0	148.26
2024-03-13	39,059.95	39,147.80	38,452.57	38,695.97	1053540900	38,915.00	39,055.00	38,310.00	38,455.00	10,369	38,590.00	38,590.00	38,590.00	38,590.00	0	147.71
2024-03-12	38,470.39	38,841.80	38,271.38	38,797.51	1129334400	38,280.00	38,975.00	38,140.00	38,955.00	12,440	39,090.00	39,090.00	39,090.00	39,090.00	0	147.58
2024-03-11	39,232.14	39,241.28	38,496.66	38,820.49	1329198100	38,855.00	38,920.00	38,160.00	38,265.00	10,305	38,410.00	38,410.00	38,410.00	38,410.00	0	146.95
2024-03-08	39,809.56	39,989.33	39,551.60	39,688.94	1433393400	39,630.00	39,860.00	38,825.00	38,875.00	12,558	39,035.00	39,035.00	39,035.00	39,035.00	0	147.06
2024-03-07	40,331.06	40,472.11	39,518.60	39,598.71	1371197000	40,320.00	40,465.00	39,195.00	39,755.00	13,992	40,320.00	40,480.00	39,170.00	39,765.00	0	147.92
2024-03-06	39,792.37	40,147.77	39,769.04	40,090.78	1129197400	39,840.00	40,565.00	39,765.00	40,335.00	8,191	39,810.00	40,570.00	39,760.00	40,330.00	25,426	149.33
2024-03-05	39,881.73	40,226.99	39,840.34	40,097.63	1152271800	40,095.00	40,235.00	39,680.00	39,805.00	13,207	40,090.00	40,230.00	39,675.00	39,800.00	53,464	150.02
2024-03-04	40,201.76	40,314.64	40,001.55	40,109.23	1194477600	40,170.00	40,365.00	40,010.00	40,105.00	16,056	40,170.00	40,355.00	40,010.00	40,105.00	27,657	150.44
2024-03-01	39,254.69	39,990.23	39,224.64	39,910.82	1227737800	39,340.00	40,290.00	39,285.00	40,220.00	12,956	39,345.00	40,295.00	39,285.00	40,220.00	37,365	150.15
2024-02-29	38,935.53	39,250.12	38,876.81	39,166.19	1659909100	39,015.00	39,345.00	38,895.00	39,305.00	10,723	39,030.00	39,350.00	38,885.00	39,305.00	32,997	149.99
2024-02-28	39,189.22	39,283.95	39,075.47	39,208.03	1199285300	39,320.00	39,355.00	38,985.00	39,050.00	6,256	39,315.00	39,345.00	38,975.00	39,045.00	18,734	150.65
2024-02-27	39,260.78	39,426.29	39,113.03	39,239.52	1190951500	39,310.00	39,415.00	39,105.00	39,295.00	6,023	39,330.00	39,410.00	39,095.00	39,290.00	19,549	150.49
2024-02-26	39,320.64	39,388.08	39,181.03	39,233.71	1256927200	39,475.00	39,520.00	39,175.00	39,350.00	6,339	39,475.00	39,510.00	39,165.00	39,340.00	20,636	150.66
2024-02-22	38,508.07	39,156.97	38,508.07	39,098.68	1229256700	38,780.00	39,485.00	38,645.00	39,465.00	12,498	38,785.00	39,480.00	38,640.00	39,455.00	44,010	150.52
2024-02-21	38,191.97	38,339.70	38,095.15	38,262.16	1047198500	38,275.00	38,815.00	38,090.00	38,420.00	6,544	38,250.00	38,805.00	38,080.00	38,410.00	25,553	150.32
2024-02-20	38,510.37	38,742.33	38,288.04	38,363.61	1084835500	38,280.00	38,740.00	38,110.00	38,305.00	11,465	38,265.00	38,730.00	38,100.00	38,295.00	44,374	149.96
2024-02-16	38,517.37	38,865.06	38,361.55	38,487.24	1517174400	38,640.00	38,870.00	38,230.00	38,315.00	10,789	38,635.00	38,850.00	38,220.00	38,300.00	39,885	150.24
2024-02-15	38,017.83	38,188.74	37,935.36	38,157.94	1299496600	38,135.00	38,655.00	37,925.00	38,585.00	7,452	38,135.00	38,645.00	38,920.00	38,575.00	27,152	149.90
2024-02-14	37,712.87	37,825.85	37,594.47	37,703.32	1202744700	37,750.00										

DATE	N225		DOW		S&P500		OIL		GOLD		香港ハンセン指数	
	Close	12/6=100%	Close	12/6=100%	Close	12/6=100%	Close	12/6=100%	Close	12/6=100%	Close	12/6=100%
2024/5/2	38236	114.32%	38226	106.02%	5064.2	111.32%	78.95	113.79%	2303.67	113.74%	18207.13	110.59%
2024/4/30	38406	114.83%	37816	104.89%	5035.69	110.69%	81.93	118.09%	2285.94	112.86%	17763.03	107.89%
2024/4/26	37935	113.42%	38240	106.06%	5099.96	112.10%	83.85	120.86%	2340.09	115.54%	17651.15	107.22%
2024/4/25	37628	112.51%	38086	105.63%	5048.42	110.97%	83.57	120.45%	2332.22	115.15%	17284.54	104.99%
2024/4/24	38460	114.99%	38461	106.67%	5071.63	111.48%	82.81	119.36%	2316.11	114.35%	17201.27	104.48%
2024/4/23	37552	112.28%	38504	106.79%	5070.55	111.46%	83.36	120.15%	2322.02	114.65%	16828.93	102.22%
2024/4/22	37439	111.94%	38240	106.06%	5010.6	110.14%	82.85	119.41%	2322.08	114.89%	16511.69	100.28%
2024/4/19	37068	110.83%	37986	105.36%	4967.23	109.19%	83.14	119.83%	2367.69	117.89%	16224.14	98.55%
2024/4/18	38080	113.85%	37775	104.77%	5011.12	110.15%	82.73	119.24%	2379.31	117.47%	16385.87	99.53%
2024/4/17	37962	113.50%	37753	104.71%	5022.21	110.39%	82.69	119.18%	2360.38	116.54%	16251.84	98.72%
2024/4/16	38471	115.03%	37799	104.84%	5051.41	111.04%	85.36	123.03%	2382.58	117.64%	16248.97	98.70%
2024/4/15	39233	117.30%	37735	104.66%	5061.82	111.26%	85.41	123.10%	2383.23	117.67%	16600.46	100.83%
2024/4/12	39524	118.17%	37983	105.35%	5123.41	112.62%	85.66	123.46%	2343.14	115.69%	16721.69	101.57%
2024/4/11	39443	117.93%	38459	106.67%	5199.06	114.28%	85.02	122.54%	2372.55	117.14%	17095.03	103.84%
2024/4/10	39582	118.35%	38462	106.68%	5160.64	113.44%	86.21	124.26%	2334.19	115.25%	17139.17	104.11%
2024/4/9	39773	118.92%	38884	107.85%	5209.91	114.52%	85.23	122.85%	2352.95	116.17%	16828.07	102.22%
2024/4/8	39347	117.64%	38893	107.87%	5202.39	114.35%	86.43	124.57%	2339.33	115.50%	16732.85	101.64%
2024/4/5	38992	116.58%	38904	107.90%	5204.34	114.40%	86.91	125.27%	2323.59	114.72%	16723.92	101.58%
2024/4/3	39452	117.96%	39127	108.52%	5211.49	114.55%	85.43	123.13%	2300.44	113.58%	16725.10	101.59%
2024/4/2	39839	119.11%	39170	108.64%	5205.81	114.43%	85.15	122.73%	2280.50	112.59%	16931.52	102.84%
2024/3/28	40168	120.10%	39807	110.41%	5254.35	115.50%	83.17	119.88%	2233.99	110.30%	16541.42	100.47%
2024/3/27	40763	121.88%	39760	110.28%	5248.49	115.37%	81.35	117.25%	2192.36	108.24%	16392.84	99.57%
2024/3/26	40398	120.79%	39282	108.95%	5203.58	114.38%	81.62	117.64%	2178.38	107.55%	16618.32	100.94%
2024/3/25	40414	120.83%	39314	109.04%	5218.19	114.70%	81.95	118.12%	2172.09	107.24%	16473.64	100.06%
2024/3/22	40888	122.25%	39476	109.49%	5234.18	115.05%	80.63	116.22%	2165.23	106.90%	16499.47	100.22%
2024/3/21	40816	122.03%	39781	110.34%	5241.53	115.22%	81.07	116.85%	2181.36	107.70%	16863.10	102.43%
2024/3/19	40004	119.61%	39111	108.48%	5178.51	113.83%	83.47	120.31%	2158.80	106.59%	16529.48	100.40%
2024/3/18	39740	118.82%	38790	107.59%	5149.42	113.19%	82.72	119.23%	2161.38	106.71%	16737.12	101.66%
2024/3/15	38708	115.73%	38715	107.38%	5117.09	112.48%	81.04	116.81%	2156.07	106.45%	16720.89	101.56%
2024/3/14	38807	116.03%	38905	107.91%	5150.48	113.21%	81.26	117.12%	2161.63	106.73%	16961.66	103.38%
2024/3/13	38696	115.70%	39043	108.29%	5165.31	113.54%	79.72	114.90%	2174.71	107.37%	17082.11	103.76%
2024/3/12	38798	116.00%	39005	108.19%	5175.27	113.76%	77.56	111.79%	2158.66	106.58%	17093.50	103.83%
2024/3/11	38820	116.07%	38770	107.53%	5117.94	112.50%	77.93	112.32%	2181.40	107.70%	16587.57	100.76%
2024/3/8	39689	118.67%	38723	107.40%	5123.69	112.62%	78.01	112.44%	2177.41	107.50%	16533.39	99.33%
2024/3/7	39599	118.40%	38791	107.59%	5157.36	113.37%	78.93	113.76%	2160.12	106.65%	16229.78	98.58%
2024/3/6	40091	119.87%	38661	107.23%	5104.76	112.21%	79.13	114.05%	2147.86	106.05%	16438.09	99.85%
2024/3/5	40098	119.89%	38585	107.02%	5078.65	111.63%	78.15	112.64%	2127.75	105.05%	16162.64	98.17%
2024/3/4	40109	119.92%	38990	108.14%	5130.95	112.78%	78.74	113.49%	2114.63	104.41%	16595.97	100.81%
2024/3/1	39911	119.33%	39087	108.41%	5137.08	112.92%	79.97	115.26%	2083.60	102.87%	16589.44	100.77%
2024/2/29	39166	117.10%	38996	108.16%	5096.27	112.02%	78.26	112.80%	2044.20	100.93%	16511.44	100.29%
2024/2/28	39208	117.23%	38949	108.03%	5069.76	111.44%	78.54	113.20%	2034.52	100.45%	16536.85	100.45%
2024/2/27	39240	117.32%	38972	108.09%	5078.18	111.62%	78.87	113.68%	2030.32	100.24%	16790.80	101.99%
2024/2/26	39234	117.30%	39069	108.36%	5069.53	111.43%	77.58	111.82%	2031.22	100.29%	16634.74	101.04%
2024/2/22	39099	116.90%	39069	108.36%	5087.03	111.82%	78.61	113.30%	2024.45	99.95%	16742.95	101.70%
2024/2/21	38262	114.40%	38612	107.09%	4981.8	109.51%	77.91	112.29%	2026.10	100.03%	16503.10	100.24%
2024/2/20	38364	114.70%	38564	106.96%	4975.51	109.37%	78.18	112.68%	2024.34	99.95%	16247.51	98.69%
2024/2/16	38487	115.07%	38628	107.14%	5005.57	110.03%	79.19	114.14%	2012.03	99.34%	16339.96	99.25%
2024/2/15	38158	114.09%	38773	107.54%	5029.73	110.56%	78.03	112.47%	2004.30	98.96%	15944.63	96.85%
2024/2/14	37703	112.73%	38424	106.57%	5000.62	109.92%	76.64	110.46%	1992.35	98.37%	15879.38	96.45%
2024/2/9	36897	110.32%	38672	107.26%	5026.61	110.49%	76.84	110.75%	1925.18	99.99%	15746.58	95.65%
2024/2/8	36863	110.22%	38726	107.41%	4997.91	109.86%	76.22	109.86%	1934.48	100.45%	15878.07	96.45%
2024/2/7	36120	108.00%	38677	107.27%	4995.06	109.80%	73.86	106.46%	1935.15	100.48%	16081.89	97.68%
2024/2/6	36161	108.12%	38521	106.84%	4954.23	108.99%	73.31	105.66%	1936.05	100.53%	16136.87	98.02%
2024/2/5	36354	108.70%	38380	106.45%	4842.81	106.65%	72.78	104.90%	1925.17	99.05%	15510.01	94.21%
2024/2/2	36158	108.11%	38654	107.21%	4958.61	109.00%	72.28	104.18%	1936.14	100.53%	15533.56	94.35%
2024/2/1	36011	107.67%	38520	106.84%	4906.19	107.84%	73.82	106.40%	1954.99	101.46%	15566.21	94.55%
2024/1/31	36287	108.49%	38150	105.81%	4845.65	106.51%	75.85	109.33%	1939.57	100.70%	15485.07	94.06%
2024/1/30	36066	107.83%	38467	106.69%	4924.97	108.26%	77.82	112.16%	1936.95	100.57%	15703.45	95.38%
2024/1/29	36027	107.72%	38333	106.32%	4927.93	108.32%	76.78	110.67%	1932.87	100.37%	16077.24	97.66%
2024/1/26	35751	106.99%	38109	105.70%	4890.97	107.51%	78.01	112.44%	1918.66	99.67%	15952.23	96.90%
2024/1/25	36236	108.34%	38049	105.53%	4894.16	107.58%	77.36	111.50%	1920.88	99.78%	16211.96	98.47%
2024/1/24	36226	108.31%	37806	104.86%	4868.55	107.02%	75.09	108.23%	1914.01	99.44%	15899.87	96.58%
2024/1/23	36518	109.18%	37905	105.13%	4864.6	106.93%	74.37	107.19%	1929.26	100.19%	15353.98	93.26%
2024/1/22	36547	109.27%	38002	105.40%	4850.43	106.62%	75.19	108.37%	1921.65	99.81%	14961.18	90.88%
2024/1/19	35963	107.53%	37864	105.02%	4839.81	106.38%	73.41	105.81%	1928.52	100.15%	15308.69	92.99%
2024/1/18	35466	106.04%	37469	103.92%	4780.94	105.09%	74.08	106.77%	1923.17	99.89%	15391.79	93.49%
2024/1/17	35478	106.08%	37267	103.36%	4739.21	104.17%	72.56	104.58%	1906.26	99.06%	15276.90	92.79%
2024/1/16	35619	106.50%	37361	103.62%	4765.98	104.76%	72.40	104.35%	1928.35	100.15%	15865.92	96.37%
2024/1/12	35577	106.37%	37593	104.27%	4783.83	105.15%	72.68	104.76%	1947.59	101.10%	16244.58	98.67%
2024/1/11	35050	104.80%	37711	104.59%	4780.24	105.08%	72.02	103.81%	1929.00	100.18%	16302.04	99.02%
2024/1/10	34442	102.98%	37696	104.55%	4783.45	105.15%	71.37	102.87%	1924.39	99.95%	16097.28	97.78%
2024/1/9	33763	100.95%	37525	104.08%	4756.5	104.55%	72.24	104.12%	1930.21	100.24%	16190.02	98.34%
2024/1/5	33377	99.80%	37466	103.92%	4697.24	103.25%	73.81	106.39%	1943.81	100.91%	16535.33	100.44%
2024/1/4	33288	99.53%	37440	103.84%	4688.68	103.06%	72.19	104.05%	1943.56	100.90%	16445.98	101.11%
2023/12/29	33464	100.05%	37690	104.54%	4769.83	104.85%	71.65	103.27%	1963.24	101.87%	17047.39	103.55%
2023/12/28	33540	100.28%	37710	104.59%	4783.35	105.14%	71.77	103.44%	1965.45	101.98%	17043.53	103.52%
2023/12/27	33681	100.70%	37657	104.44%	4781.58	105.10%	74.11	106.82%	1977.68	102.58%	16524.84	100.98%
2023/12/22	33169	99.17%	37386	103.69%	4754.63	104.51%	73.56	106.02%	1953.34	101.38%	16340.41	99.25%
2023/12/21	33140	99.09%	37404	103.74%	4746.75	104.34%	73.89	106.50%	1945.81	101.01%	16221.13	100.96%
2023/12/20	33676	100.69%	37082	102.85%	4698.35	103.28%	74.22	106.98%	1931.28	100.29%	16131.81	100.91%
2023/12/19	33219	9										

過去5日及び過去4週の4本値と各種ピボット

2024/04/29 ~ 2024/05/03

USD/JPY						Demark						Pivot						Fibonacci Zone										
日足	Open	High	Low	Close	値幅/日	引け形態	真の高値	真の安値	予想高値	予想安値	予想高値	予想安値	StopLoss	Support	Pivot	Resistance	StopLoss	3-days AVG	Support Zone 2	Support Zone 1	BP	Resistance Zone 1	Resistance Zone 2					
													LBOp	S2	S1	PP	R1	R2	HBOP									
2024/04/29	158.03	160.12	154.55	156.31	557p	陰線引け	-	-	-	-	158.68	156.90	148.30	151.42	153.87	156.99	159.44	162.56	165.01				149.30 ~ 151.42	153.55 ~ 154.21	156.99	159.78 ~ 160.44	162.56 ~ 164.69	
2024/04/30	156.31	157.85	156.07	157.72	178p	陰線引け	157.85	156.07	158.68	156.90	158.68	156.90	154.80	155.43	156.58	157.21	158.36	158.99	160.14				154.75 ~ 155.43	156.11 ~ 156.32	157.21	158.10 ~ 158.31	158.99 ~ 159.67	
2024/05/01	157.71	157.99	153.04	154.36	494p	陰線引け	157.99	153.04	156.17	151.23	156.17	151.23	147.33	150.19	152.27	155.13	157.22	160.07	162.16	156.45	Bear			148.30 ~ 150.19	152.07 ~ 152.66	155.13	157.60 ~ 158.18	160.07 ~ 161.96
2024/05/02	154.26	156.28	153.06	153.72	322p	陰線引け	156.28	153.06	155.00	151.78	155.00	151.78	149.21	151.14	152.43	154.35	155.65	157.57	158.86	155.57	Bear			149.91 ~ 151.14	152.37 ~ 152.75	154.35	155.96 ~ 156.34	157.57 ~ 158.80
2024/05/03	153.72	153.72	151.87	152.90	185p	陰線引け	153.72	151.87	153.31	151.45	153.31	151.46	150.08	150.98	151.94	152.83	153.79	154.68	155.64	154.10	AVG			150.27 ~ 150.98	151.68 ~ 151.90	152.83	153.75 ~ 153.97	154.68 ~ 155.38
週足	Open	High	Low	Close	値幅/週	引け形態	真の高値	真の安値	予想高値	予想安値	予想高値	予想安値	LBOp	S2	S1	PP	R1	R2	HBOP	3-days AVG				Support Zone 2	Support Zone 1	BP	Resistance Zone 1	Resistance Zone 2
2024/04/08 ~ 2024/04/12	151.62	153.39	151.57	153.24	182p	陰線引け	-	-	-	-	-	-	150.26	150.92	152.08	152.73	153.89	154.55	155.71				150.22 ~ 150.92	151.61 ~ 151.82	152.73	153.64 ~ 153.85	154.55 ~ 155.24	
2024/04/15 ~ 2024/04/19	153.19	154.78	153.06	154.61	172p	陰線引け	154.78	151.57	156.30	153.09	155.55	153.83	151.80	152.43	153.52	154.15	155.24	155.87	156.96				151.77 ~ 152.43	153.09 ~ 153.29	154.15	155.01 ~ 155.21	155.87 ~ 156.53	
2024/04/22 ~ 2024/04/26	154.51	157.90	154.51	157.89	339p	陰線引け	157.90	154.51	159.59	156.20	159.59	156.20	152.24	153.37	155.63	156.76	159.02	160.16	162.42	154.55	Bull			152.08 ~ 153.37	154.67 ~ 155.07	156.76	158.46 ~ 158.86	160.16 ~ 161.45
2024/04/29 ~ 2024/05/03	158.03	160.12	151.87	152.90	826p	陰線引け	160.12	151.87	156.51	148.25	156.51	148.25	141.54	146.71	149.80	154.96	158.06	163.22	166.31	155.29	Bear			143.55 ~ 146.71	149.86 ~ 150.83	154.96	159.09 ~ 160.06	163.22 ~ 166.37

EUR/JPY						Demark						Pivot						Fibonacci Zone										
日足	Open	High	Low	Close	値幅/日	引け形態	真の高値	真の安値	予想高値	予想安値	予想高値	予想安値	StopLoss	Support	Pivot	Resistance	StopLoss	3-days AVG	Support Zone 2	Support Zone 1	BP	Resistance Zone 1	Resistance Zone 2					
													LBOp	S2	S1	PP	R1	R2	HBOP									
2024/04/29	169.04	171.54	165.69	167.58	585p	陰線引け	-	-	-	-	169.17	167.80	159.16	162.43	165.00	168.27	170.85	174.12	176.69				160.19 ~ 162.43	164.66 ~ 165.35	168.27	171.19 ~ 171.88	174.12 ~ 176.35	
2024/04/30	167.58	168.70	167.33	168.27	137p	陰線引け	168.70	167.33	169.17	167.80	169.17	167.80	166.13	166.73	167.50	168.10	168.87	169.47	170.24				166.21 ~ 166.73	167.26 ~ 167.42	168.10	168.79 ~ 168.95	169.47 ~ 170.00	
2024/05/01	168.25	168.63	164.06	165.35	457p	陰線引け	168.63	164.06	166.99	162.42	166.99	162.42	158.83	161.45	163.40	166.02	167.97	170.58	172.54	167.46	Bear			159.70 ~ 161.45	163.19 ~ 163.73	166.02	168.30 ~ 168.84	170.58 ~ 172.33
2024/05/02	165.27	167.38	164.22	164.86	316p	陰線引け	167.38	164.22	166.12	162.96	166.12	162.96	160.44	162.33	163.60	165.49	166.76	168.65	169.91	166.54	Bear			161.12 ~ 162.33	163.53 ~ 163.91	165.49	167.07 ~ 167.44	168.65 ~ 169.85
2024/05/03	164.86	165.11	164.02	164.58	109p	陰線引け	165.11	164.02	164.85	163.76	164.85	163.76	162.94	163.48	164.03	164.57	165.12	165.66	166.21	165.36	AVG			163.06 ~ 163.48	163.90 ~ 164.03	164.57	165.12 ~ 165.25	165.66 ~ 166.08
週足	Open	High	Low	Close	値幅/週	引け形態	真の高値	真の安値	予想高値	予想安値	予想高値	予想安値	LBOp	S2	S1	PP	R1	R2	HBOP	3-days AVG				Support Zone 2	Support Zone 1	BP	Resistance Zone 1	Resistance Zone 2
2024/04/08 ~ 2024/04/12	164.33	165.18	162.28	163.02	289p	陰線引け	-	-	-	-	-	-	158.92	160.60	161.81	163.49	164.70	166.39	167.60				159.49 ~ 160.60	161.70 ~ 162.05	163.49	164.94 ~ 165.28	166.39 ~ 167.49	
2024/04/15 ~ 2024/04/19	162.93	165.03	162.79	164.73	224p	陰線引け	165.03	162.79	166.25	163.51	166.00	163.76	161.10	161.94	163.34	164.18	165.58	166.42	167.81				161.09 ~ 161.94	162.80 ~ 163.06	164.18	165.30 ~ 165.56	166.42 ~ 167.28	
2024/04/22 ~ 2024/04/26	164.67	168.95	164.41	168.95	455p	陰線引け	168.95	164.41	171.22	166.68	171.22	166.68	161.37	162.89	165.92	167.43	170.46	171.98	175.01	165.04	Bull			161.15 ~ 162.89	164.62 ~ 165.16	167.43	169.71 ~ 170.24	171.98 ~ 173.72
2024/04/29 ~ 2024/05/03	169.04	171.54	164.02	164.58	752p	陰線引け	171.54	164.02	168.06	160.54	168.06	160.54	154.37	159.20	161.89	166.71	169.40	174.23	176.92	166.11	Bull			156.33 ~ 159.20	162.07 ~ 162.96	166.71	170.47 ~ 171.36	174.23 ~ 177.10

EUR/USD						Demark						Pivot						Fibonacci Zone										
日足	Open	High	Low	Close	値幅/日	引け形態	真の高値	真の安値	予想高値	予想安値	予想高値	予想安値	StopLoss	Support	Pivot	Resistance	StopLoss	3-days AVG	Support Zone 2	Support Zone 1	BP	Resistance Zone 1	Resistance Zone 2					
													LBOp	S2	S1	PP	R1	R2	HBOP									
2024/04/29	1.0696	1.0734	1.0691	1.0721	43p	陰線引け	-	-	-	-	1.0702	1.0632	1.0654	1.0672	1.0697	1.0715	1.0740	1.0758	1.0783				1.0656 ~ 1.0672	1.0689 ~ 1.0694	1.0715	1.0737 ~ 1.0742	1.0758 ~ 1.0775	
2024/04/30	1.0721	1.0736	1.0665	1.0669	71p	陰線引け	1.0736	1.0665	1.0702	1.0632	1.0702	1.0632	1.0574	1.0619	1.0644	1.0690	1.0715	1.0760	1.0785				1.0592 ~ 1.0619	1.0646 ~ 1.0655	1.0690	1.0725 ~ 1.0733	1.0760 ~ 1.0787	
2024/05/01	1.0668	1.0733	1.0650	1.0712	83p	陰線引け	1.0733	1.0650	1.0764	1.0681	1.0764	1.0681	1.0581	1.0615	1.0664	1.0690	1.0747	1.0781	1.0830	1.0701	Bear			1.0583 ~ 1.0615	1.0647 ~ 1.0657	1.0698	1.0740 ~ 1.0750	1.0781 ~ 1.0813
2024/05/02	1.0714	1.0730	1.0675	1.0725	55p	陰線引け	1.0730	1.0675	1.0755	1.0700	1.0755	1.0700	1.0635	1.0655	1.0690	1.0710	1.0745	1.0765	1.0800	1.0699	Bull			1.0634 ~ 1.0655	1.0676 ~ 1.0683	1.0710	1.0738 ~ 1.0744	1.0765 ~ 1.0786
2024/05/03	1.0725	1.0810	1.0725	1.0764	85p	陰線引け	1.0810	1.0725	1.0830	1.0745	1.0830	1.0745	1.0638	1.0681	1.0723	1.0766	1.0808	1.0851	1.0893	1.0725	Bull			1.0649 ~ 1.0681	1.0714 ~ 1.0724	1.0766	1.0809 ~ 1.0819	1.0851 ~ 1.0884
週足	Open	High	Low	Close	値幅/週	引け形態	真の高値	真の安値	予想高値	予想安値	予想高値	予想安値	LBOp	S2	S1	PP	R1	R2	HBOP	3-days AVG				Support Zone 2	Support Zone 1	BP	Resistance Zone 1	Resistance Zone 2
2024/04/08 ~ 2024/04/12	1.0838	1.0885	1.0623	1.0638	262p	陰線引け	-	-	-	-	-	-	1.0283	1.0453	1.0546	1.0715	1.0808	1.0978	1.1070				1.0353 ~ 1.0453	1.0553 ~ 1.0584	1.0715	1.0847 ~ 1.0878	1.0978 ~ 1.1078	
2024/04/15 ~ 2024/04/19	1.0636	1.0690	1.0602	1.0655	89p	陰線引け	1.0690	1.0623	1.0706	1.0639	1.0717	1.0628	1.0519	1.0560	1.0608	1.0649	1.0696	1.0737	1.0785				1.0527 ~ 1.0560	1.0594 ~ 1.0605	1.0649	1.0693 ~ 1.0704	1.0737 ~ 1.0771	
2024/04/22 ~ 2024/04/26	1.0658	1.0753	1.0624	1.0700	129p	陰線引け	1.0753	1.0624	1.0791	1.0662	1.0791	1.0662	1.0503	1.0564	1.0632	1.0692	1.0761	1.0821	1.0889	1.0686	Bull			1.0515 ~ 1.0564	1.0613 ~ 1.0628	1.0692	1.0757 ~ 1.0772	1.0821 ~ 1.0870
2024/04/29 ~ 2024/05/03	1.0696	1.0810	1.0650	1.0764	160p	陰線引け	1.0810	1.0650	1.0867	1.0707	1.0867	1.0707	1.0512	1.0581	1.0673	1.0741	1.0833	1.0902	1.0993	1.0694	Bull			1.0520 ~ 1.0581	1.0642 ~ 1.0661	1.0741	1.0821 ~ 1.0840	1.0902 ~ 1.0963

GBP/JPY						Demark						Pivot						Fibonacci Zone					
日足	Open	High	Low	Close	値幅/日	引け形態	真の高値	真の安値	予想高値	予想安値	予想高値	予想安値	StopLoss	Support	Pivot	Resistance	StopLoss	3-days AVG	Support Zone 2	Support Zone 1	BP	Resistance Zone 1	Resistance Zone 2
													LBOp	S2	S1	PP	R1	R2	HBOP				

IMM扱い8通貨/ダウ/日経/金/オイル/主要クロス円の過去5日及び過去5週の4本値

AUDUSD					CADUSD					CHFUSD				
Date	Open	High	Low	Close	Date	Open	High	Low	Close	Date	Open	High	Low	Close
2024/05/03	0.6566	0.6647	0.6565	0.6612	2024/05/03	0.7313	0.7347	0.7304	0.7310	2024/05/03	1.0983	1.1102	1.0983	1.1047
2024/05/02	0.6526	0.6573	0.6516	0.6566	2024/05/02	0.7280	0.7315	0.7280	0.7313	2024/05/02	1.0912	1.0991	1.0901	1.0985
2024/05/01	0.6476	0.6540	0.6465	0.6527	2024/05/01	0.7259	0.7297	0.7255	0.7278	2024/05/01	1.0878	1.0934	1.0841	1.0908
2024/04/30	0.6566	0.6568	0.6472	0.6476	2024/04/30	0.7319	0.7321	0.7254	0.7260	2024/04/30	1.0985	1.0985	1.0874	1.0880
2024/04/29	0.6534	0.6587	0.6531	0.6566	2024/04/29	0.7316	0.7336	0.7312	0.7319	2024/04/29	1.0945	1.1003	1.0932	1.0984

CNYUSD					EURUSD					GBPUSD				
Date	Open	High	Low	Close	Date	Open	High	Low	Close	Date	Open	High	Low	Close
2024/05/03	0.1388	0.1392	0.1387	0.1389	2024/05/03	1.0725	1.0810	1.0725	1.0764	2024/05/03	1.2535	1.2633	1.2531	1.2549
2024/05/02	0.1382	0.1386	0.1380	0.1382	2024/05/02	1.0714	1.0730	1.0675	1.0725	2024/05/02	1.2525	1.2545	1.2472	1.2533
2024/05/01	0.1379	0.1381	0.1378	0.1380	2024/05/01	1.0668	1.0733	1.0650	1.0712	2024/05/01	1.2494	1.2550	1.2467	1.2524
2024/04/30	0.1380	0.1381	0.1378	0.1380	2024/04/30	1.0721	1.0736	1.0665	1.0669	2024/04/30	1.2562	1.2564	1.2490	1.2495
2024/04/29	0.1376	0.1379	0.1376	0.1379	2024/04/29	1.0696	1.0734	1.0691	1.0721	2024/04/29	1.2495	1.2569	1.2493	1.2562

JPYUSD					MXNUSD					NZDUSD				
Date	Open	High	Low	Close	Date	Open	High	Low	Close	Date	Open	High	Low	Close
2024/05/03	0.0065	0.0066	0.0065	0.0065	2024/05/03	0.0589	0.0594	0.0587	0.0589	2024/05/03	0.5962	0.6044	0.5956	0.6013
2024/05/02	0.0065	0.0065	0.0064	0.0065	2024/05/02	0.0588	0.0592	0.0588	0.0589	2024/05/02	0.5927	0.5968	0.5915	0.5962
2024/05/01	0.0063	0.0065	0.0063	0.0065	2024/05/01	0.0583	0.0591	0.0583	0.0588	2024/05/01	0.5891	0.5940	0.5875	0.5927
2024/04/30	0.0064	0.0064	0.0063	0.0063	2024/04/30	0.0588	0.0590	0.0583	0.0583	2024/04/30	0.5977	0.5980	0.5886	0.5891
2024/04/29	0.0063	0.0065	0.0062	0.0064	2024/04/29	0.0583	0.0589	0.0580	0.0588	2024/04/29	0.5945	0.5985	0.5942	0.5977

Nikkei 225 -Japan (NIX)					(ドル建て終値)		出来高	
Date	Open	High	Low	Close				
2024/05/03	--non--	--non--	--non--	--non--	--non--	0	0	0
2024/05/02	38004.01	38355.60	37958.19	38236.07	248.74	0	1594265400	
2024/05/01	38107.38	38433.34	38036.24	38274.05	247.96	1085436900	1736064800	
2024/04/30	38312.66	38608.17	38182.11	38405.66	243.50	1514280900	2198508400	
2024/04/29	--non--	--non--	--non--	--non--	--non--	0	0	
週4本値	--non--	38608.17	37958.19	38236.07	248.74	(N225銘柄計)	(東証一部全体計)	

XAUUSD				
Date	Open	High	Low	Close
2024/05/03	2303.85	2320.34	2277.67	2301.52
2024/05/02	2320.46	2326.46	2285.77	2303.67
2024/05/01	2286.56	2328.29	2281.70	2319.31
2024/04/30	2335.35	2336.32	2285.27	2285.94
2024/04/29	2336.49	2346.60	2320.60	2335.74
週4本値	2336.49	2346.60	2277.67	2301.52

Dow Jones Industrial - USA (DJIA)					出来高	
Date	Open	High	Low	Close		
2024/05/03	38709.40	38808.52	38518.28	38675.68	416040155	
2024/05/02	38075.65	38295.29	37895.66	38225.66	355910000	
2024/05/01	37845.56	38349.20	37780.54	37903.29	413540000	
2024/04/30	38337.40	38337.40	37810.12	37815.92	448480000	
2024/04/29	38282.16	38406.20	38215.47	38386.09	343630000	
週4本値	38282.16	38808.52	37780.54	38675.68		

Historical Data by

 Arrangement by
<https://fx.najirane.com>

Crude Light Oil					出来高	
Date	Open	High	Low	Close		
2024/05/03	79.07	79.63	77.96	77.99	298285	
2024/05/02	79.15	79.90	78.41	78.95	441978	
2024/05/01	81.48	81.57	78.83	79.00	441978	
2024/04/30	82.76	83.30	80.95	81.93	400680	
2024/04/29	83.69	83.91	82.40	82.63	336984	
週4本値	83.69	83.91	77.96	77.99		

USDJPY					EURJPY					GBPJPY				
日付	始値	高値	安値	終値	日付	始値	高値	安値	終値	日付	始値	高値	安値	終値
2024/05/03	153.72	153.72	151.87	152.90	2024/05/03	164.86	165.11	164.02	164.58	2024/05/03	192.68	192.95	191.37	191.87
2024/05/02	154.26	156.28	153.06	153.72	2024/05/02	165.27	167.38	164.22	164.86	2024/05/02	193.20	195.76	191.86	192.66
2024/05/01	157.71	157.99	153.04	154.36	2024/05/01	168.25	168.63	164.06	165.35	2024/05/01	197.05	197.43	191.84	193.32
2024/04/30	156.31	157.85	156.07	157.72	2024/04/30	167.58	168.70	167.33	168.27	2024/04/30	196.35	197.38	196.09	197.08
2024/04/29	158.03	160.12	154.55	156.31	2024/04/29	169.04	171.54	165.69	167.58	2024/04/29	197.47	200.48	193.64	196.36

USDJPY Weekly					EURJPY Weekly					GBPJPY Weekly				
日付	始値	高値	安値	終値	日付	始値	高値	安値	終値	日付	始値	高値	安値	終値
2024/05/03	158.03	160.12	151.87	152.90	2024/05/03	169.04	171.54	164.02	164.58	2024/05/03	197.47	200.48	191.37	191.87
2024/04/26	154.51	157.90	154.51	157.89	2024/04/26	164.67	168.95	164.41	168.95	2024/04/26	191.18	197.34	190.33	197.33
2024/04/19	153.19	154.85	153.06	154.81	2024/04/19	162.93	165.10	162.79	164.73	2024/04/19	191.97	192.84	190.31	191.27
2024/04/12	151.62	154.45	151.57	154.23	2024/04/12	164.33	165.18	162.28	163.02	2024/04/12	192.11	192.97	190.00	190.73
2024/04/05	151.30	151.95	133.50	151.83	2024/04/05	163.23	164.92	162.63	164.32	2024/04/05	190.36	192.25	190.05	191.61

先週のIMM取り扱い対ドル8通貨チャート

※ 赤点線は週最高値/青天線は週最低値、BB中心線はSMA21

2024/04/29 ~ 2024/05/03

Chart by OANDA Japan MetaTrader4

