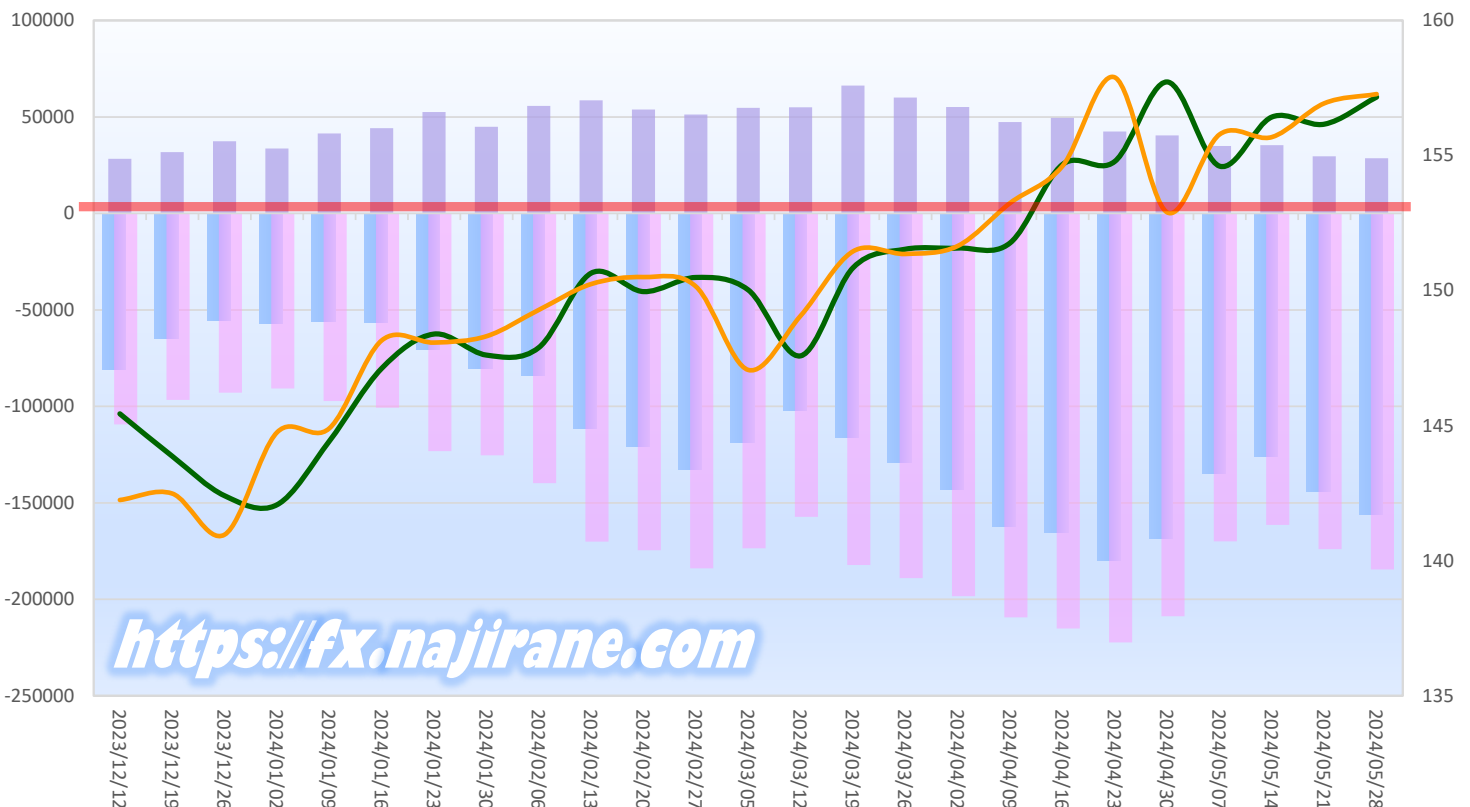


JAPANESE YEN - CHICAGO MERCANTILE EXCHANGE												Code-097741		
2023/12/05 ~ 2024/05/28												2024/06/14 NYクローズ時公表値		
Report_Date	Non Commercial Positions											参考引け値		
	Long	増減	増減(%)	Short	増減	増減(%)	売り越し	増減	増減(%)	売買計	増減	増減(%)	5/28(火)	5/31(金)
2024/05/28	28565	-1049	-3.5%	184604	10623	6.1%	156039	11672	8.1%	213169	9574	4.7%	157.16	157.27
2024/05/21	29614	-5689	-16.1%	173981	12496	7.7%	144367	18185	14.4%	203595	6807	3.5%	156.16	156.93
2024/05/14	35303	313	0.9%	161485	-8427	-5.0%	126182	-8740	-6.5%	196788	-8114	-4.0%	156.42	155.68
2024/05/07	34990	-5445	-13.5%	169912	-38911	-18.6%	134922	-33466	-19.9%	204902	-44356	-17.8%	154.61	155.78
2024/04/30	40435	-1991	-4.7%	208823	-13522	-6.1%	168388	-11531	-6.4%	249258	-15513	-5.9%	157.72	152.90
2024/04/23	42426	-7037	-14.2%	222345	7263	3.4%	179919	14300	8.6%	264771	226	0.1%	154.78	157.89
2024/04/16	49463	2188	4.6%	215082	5656	2.7%	165619	3468	2.1%	264545	7844	3.1%	154.67	154.61
2024/04/09	47275	-7915	-14.3%	209426	11006	5.5%	162151	18921	13.2%	256701	3091	1.2%	151.76	153.24
2024/04/02	55190	-4779	-8.0%	198420	9345	4.9%	143230	14124	10.9%	253610	4566	1.8%	151.57	151.65
2024/03/26	59969	-6305	-9.5%	189075	6789	3.7%	129106	13094	11.3%	249044	484	0.2%	151.53	151.36
2024/03/19	66274	11351	20.7%	182286	25041	15.9%	116012	13690	13.4%	248560	36392	17.2%	150.84	151.45
2024/03/12	54923	252	0.5%	157245	-16269	-9.4%	102322	-16521	-13.9%	212168	-16017	-7.0%	147.58	149.07
2024/03/05	54671	3410	6.7%	173514	-10452	-5.7%	118843	-13862	-10.4%	228185	-7042	-3.0%	150.02	147.06
2024/02/27	51261	-2601	-4.8%	183966	9326	5.3%	132705	11927	9.9%	235227	6725	2.9%	150.49	150.15
2024/02/20	53862	-4692	-8.0%	174640	4550	2.7%	120778	9242	8.3%	228502	-142	-0.1%	149.96	150.50
2024/02/13	58554	2908	5.2%	170090	30214	21.6%	111536	27306	32.4%	228644	33122	16.9%	150.65	150.24
2024/02/06	55646	10728	23.9%	139876	14503	11.6%	84230	3775	4.7%	195522	25231	14.8%	147.89	149.28
2024/01/30	44918	-7667	-14.6%	125373	2143	1.7%	80455	9810	13.9%	170291	-5524	-3.1%	147.61	148.31
2024/01/23	52585	8405	19.0%	123230	22490	22.3%	70645	14085	24.9%	175815	30895	21.3%	148.39	148.07
2024/01/16	44180	2816	6.8%	100740	3427	3.5%	56560	611	1.1%	144920	6243	4.5%	147.12	148.15
2024/01/09	41364	7779	23.2%	97313	6533	7.2%	55949	-1246	-2.2%	138677	14312	11.5%	144.43	144.90
2024/01/02	33585	-3736	-10.0%	90780	-2109	-2.3%	57195	1627	2.9%	124365	-5845	-4.5%	142.07	144.75
2023/12/26	37321	5587	17.6%	92889	-3747	-3.9%	55568	-9334	-14.4%	130210	1840	1.4%	142.40	140.97
2023/12/19	31734	3508	12.4%	96636	-12721	-11.6%	64902	-16229	-20.0%	128370	-9213	-6.7%	143.87	142.49
2023/12/12	28226	-40	-0.1%	109357	-23865	-17.9%	81131	-23825	-22.7%	137583	-23905	-14.8%	145.44	142.25
2023/12/05	28266			133222			104956			161488			147.12	144.99

JAPANESE YEN - CHICAGO MERCANTILE EXCHANGE FUTURES ONLY POSITIONS

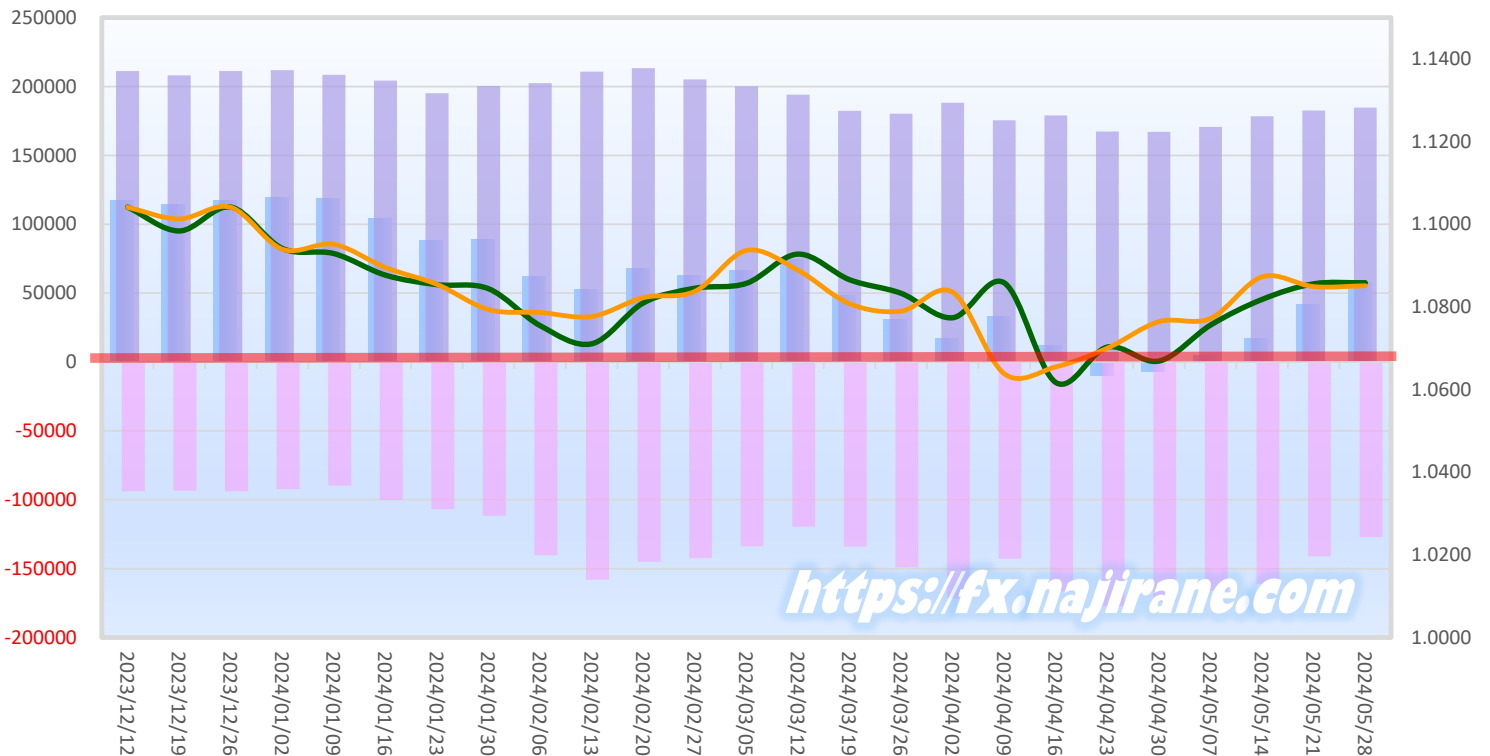
売越し Long Short 火曜終値 金曜終値



Report_Date	Non Commercial Positions										参考引け値			
	Long	増減		Short	増減		売り越し	増減		売買計	増減		5/28(火)	5/31(金)
2024/05/28	184656	2082	1.1%	127084	-14015	-9.9%	-57572	16097	38.8%	311740	-11933	-3.7%	1.0858	1.0851
2024/05/21	182574	4176	2.3%	141099	-20144	-12.5%	-41475	24320	141.8%	323673	-15968	-4.7%	1.0856	1.0849
2024/05/14	178398	7804	4.6%	161243	-4761	-2.9%	-17155	12565	273.7%	339641	3043	0.9%	1.0818	1.0873
2024/05/07	170594	3409	2.0%	166004	-7958	-4.6%	-4590	-11367	-167.7%	336598	-4549	-1.3%	1.0756	1.0772
2024/04/30	167185	-111	-0.1%	173962	-3323	-1.9%	6777	-3212	-32.2%	341147	-3434	-1.0%	1.0669	1.0764
2024/04/23	167296	-11616	-6.5%	177285	10597	6.4%	9989	-22213	-181.7%	344581	-1019	-0.3%	1.0703	1.0700
2024/04/16	178912	3493	2.0%	166688	23992	16.8%	-12224	-20499	-62.6%	345600	27485	8.6%	1.0617	1.0655
2024/04/09	175419	-12839	-6.8%	142696	-28768	-16.8%	-32723	15929	94.8%	318115	-41607	####	1.0858	1.0638
2024/04/02	188258	8065	4.5%	171464	22465	15.1%	-16794	-14400	-46.2%	359722	30530	9.3%	1.0774	1.0835
2024/03/26	180193	-2189	-1.2%	148999	14959	11.2%	-31194	-17148	-35.5%	329192	12770	4.0%	1.0833	1.0790
2024/03/19	182382	-11616	-6.0%	134040	14449	12.1%	-48342	-26065	-35.0%	316422	2833	0.9%	1.0866	1.0808
2024/03/12	193998	-6027	-3.0%	119591	-14123	-10.6%	-74407	8096	12.2%	313589	-20150	-6.0%	1.0928	1.0889
2024/03/05	200025	-5209	-2.5%	133714	-8666	-6.1%	-66311	3457	5.5%	333739	-13875	-4.0%	1.0857	1.0937
2024/02/27	205234	-7960	-3.7%	142380	-2798	-1.9%	-62854	-5162	-7.6%	347614	-10758	-3.0%	1.0845	1.0838
2024/02/20	213194	2346	1.1%	145178	-12832	-8.1%	-68016	15178	28.7%	358372	-10486	-2.8%	1.0810	1.0822
2024/02/13	210848	8398	4.1%	158010	17713	12.6%	-52838	-9315	-15.0%	368858	26111	7.6%	1.0711	1.0777
2024/02/06	202450	2090	1.0%	140297	28708	25.7%	-62153	-26618	-30.0%	342747	30798	9.9%	1.0755	1.0786
2024/01/30	200360	5170	2.6%	111589	4723	4.4%	-88771	447	0.5%	311949	9893	3.3%	1.0844	1.0793
2024/01/23	195190	-9104	-4.5%	106866	6664	6.7%	-88324	-15768	-15.1%	302056	-2440	-0.8%	1.0854	1.0855
2024/01/16	204294	-4179	-2.0%	100202	10606	11.8%	-104092	-14785	-12.4%	304496	6427	2.2%	1.0877	1.0895
2024/01/09	208473	-3439	-1.6%	89596	-2840	-3.1%	-118877	-599	-0.5%	298069	-6279	-2.1%	1.0929	1.0951
2024/01/02	211912	717	0.3%	92436	-1368	-1.5%	-119476	2085	1.8%	304348	-651	-0.2%	1.0941	1.0940
2023/12/26	211195	3117	1.5%	93804	318	0.3%	-117391	2799	2.4%	304999	3435	1.1%	1.1042	1.1041
2023/12/19	208078	-23759	-10.2%	93486	8976	10.6%	-114592	-32735	-22.2%	301564	-14783	-4.7%	1.0984	1.1013
2023/12/12	231837	-3847	-1.6%	84510	1186	1.4%	-147327	-5033	-3.3%	316347	-2661	-0.8%	1.0796	1.0895
2023/12/05	235684			83324			-152360			319008			1.0798	1.0764

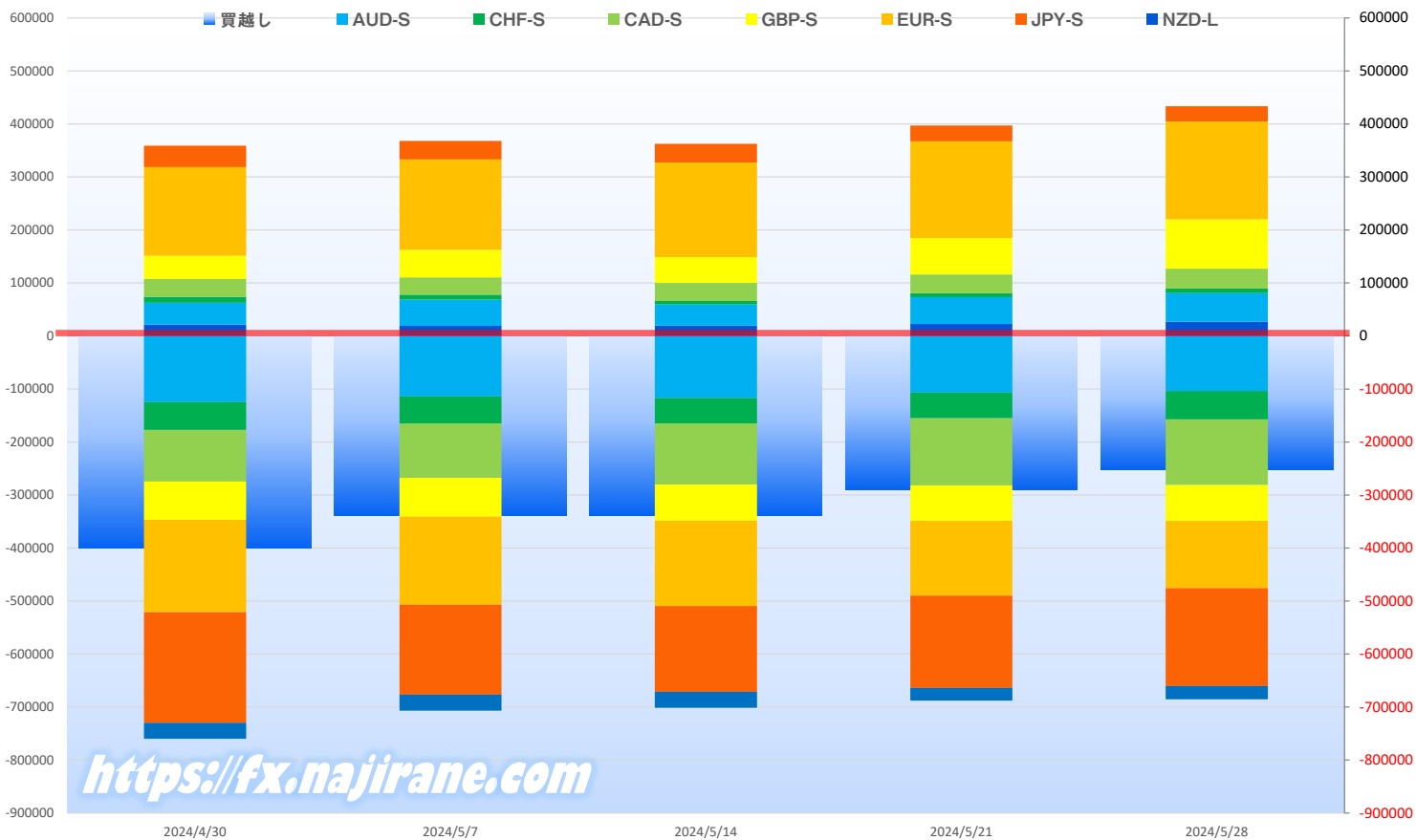
**EURO FX - CHICAGO MERCANTILE EXCHANGE
 FUTURES ONLY POSITIONS**

■ 売越し ■ Long ■ Short ■ 火曜終値 ■ 金曜終値



	2024/04/30			2024/05/07			2024/05/14			2024/05/21			2024/05/28		
	Long	Short	売り越し	Long	Short	売り越し	Long	Short	売り越し	Long	Short	売り越し	Long	Short	売り越し
JPY	40435	208823	168388	34990	169912	134922	35303	161485	126182	29614	173981	144367	28565	184604	156039
	前週比 枚数増減 (枚)			-5445	-38911	-33466	313	-8427	-8740	-5689	12496	18185	-1049	10623	11672
	前週比 枚数増減 (%)			-13.5%	-18.6%	-19.9%	0.9%	-5.0%	-6.5%	-16.1%	7.7%	14.4%	-3.5%	6.1%	8.1%
EUR	167185	173962	6777	170594	166004	-4590	178398	161243	-17155	182574	141099	-41475	184656	127084	-57572
	前週比 枚数増減 (枚)			3409	-7958	11367	7804	-4761	12565	4176	-20144	24320	2082	-14015	16097
	前週比 枚数増減 (%)			2.0%	-4.6%	167.7%	4.6%	-2.9%	273.7%	2.3%	-12.5%	141.8%	1.1%	-9.9%	38.8%
GBP	43668	72658	28990	51777	73590	21813	48674	68749	20075	68538	67485	-1053	93041	67639	-25402
	前週比 枚数増減 (枚)			8109	932	-7177	-3103	-4841	-1738	19864	-1264	21128	24503	154	24349
	前週比 枚数増減 (%)			18.6%	1.3%	-24.8%	-6.0%	-6.6%	-8.0%	40.8%	-1.8%	105.2%	35.8%	0.2%	2312.3%
AUD	41293	124528	83235	49480	113996	64516	40059	117230	77171	50536	106769	56233	53892	103808	49916
	前週比 枚数増減 (枚)			8187	-10532	-18719	-9421	3234	12655	10477	-10461	-20938	3356	-2961	-6317
	前週比 枚数増減 (%)			19.8%	-8.5%	-22.5%	-19.0%	2.8%	19.6%	26.2%	-8.9%	-27.1%	6.6%	-2.8%	-11.2%
CAD	33793	96994	63201	32945	102166	69221	34286	114589	80303	35399	126223	90824	37299	123884	86585
	前週比 枚数増減 (枚)			-848	5172	6020	1341	12423	11082	1113	11634	10521	1900	-2339	-4239
	前週比 枚数増減 (%)			-2.5%	5.3%	9.5%	4.1%	12.2%	16.0%	3.2%	10.2%	13.1%	5.4%	-1.9%	-4.7%
CHF	11040	52826	41786	9237	51024	41787	6646	47753	41107	7688	48333	40645	8943	53309	44366
	前週比 枚数増減 (枚)			-1803	-1802	1	-2591	-3271	-680	1042	580	-462	1255	4976	3721
	前週比 枚数増減 (%)			-16.3%	-3.4%	0.0%	-28.1%	-6.4%	-1.6%	15.7%	1.2%	-1.1%	16.3%	10.3%	9.2%
NZD	21514	30065	8551	19060	30251	11191	19284	30484	11200	22599	23969	1370	26916	24870	-2046
	前週比 枚数増減 (枚)			-2454	186	2640	224	233	9	3315	-6515	-9830	4317	901	3416
	前週比 枚数増減 (%)			-11.4%	0.6%	30.9%	1.2%	0.8%	0.1%	17.2%	-21.4%	-87.8%	19.1%	3.8%	249.3%
MXN	144679	25634	-119045	137564	25252	-112312	144307	31346	-112961	153206	35314	-117892	151468	30549	-120919
	前週比 枚数増減 (枚)			-7115	-382	-6733	6743	6094	649	8899	3968	4931	-1738	-4765	3027
	前週比 枚数増減 (%)			-4.9%	-1.5%	-5.7%	4.9%	24.1%	0.6%	6.2%	12.7%	4.4%	-1.1%	-13.5%	2.6%
Total All 8	503607	785490	281883	505647	732195	226548	506957	732879	225922	550154	723173	173019	584780	715747	130967
	前週比 枚数増減 (枚)			2040	-53295	-55335	1310	684	-626	43197	-9706	-52903	34626	-7426	-42052
	前週比 枚数増減 (%)			0.4%	-6.8%	-19.6%	0.3%	0.1%	-0.3%	8.5%	-1.3%	-23.4%	6.3%	-1.0%	-24.3%
Total 7 (MXN除く)	358928	759856	400928	368083	706943	338860	362650	701533	338883	396948	687859	290911	433312	685198	251886
	前週比 枚数増減 (枚)			9155	-52913	-62068	-5433	-5410	23	34298	-13674	-47972	36364	-2661	-39025
	前週比 枚数増減 (%)			2.6%	-7.0%	-15.5%	-1.5%	-0.8%	0.0%	9.5%	-1.9%	-14.2%	9.2%	-0.4%	-13.4%

直近5週 CFTC IMM主要7通貨の売買構成

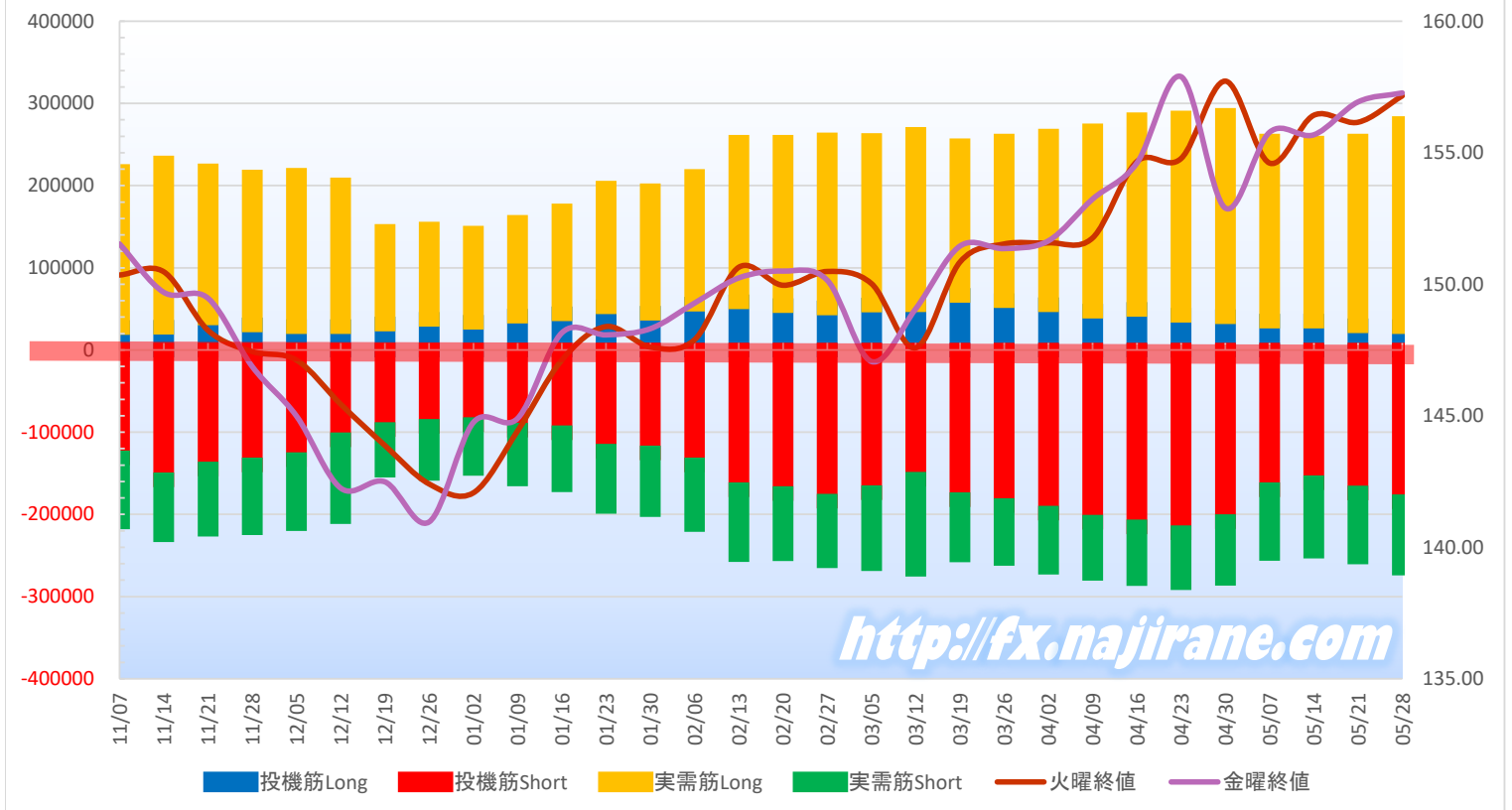


**JAPANESE YEN - CHICAGO MERCANTILE EXCHANGE
FUTURES ONLY POSITIONS**

**Code-097741
2024/06/14 公表値**

Date	投機筋集計				実需筋集計				投機筋+実需筋合計				ドル円終値	
	円買い	円売り	売り越し	売買計	円買い	円売り	売り越し	売買計	円買い	円売り	売り越し	売買計	火曜締め	金曜締め
2024/05/28	28565	184604	156039	213169	246911	80789	-166122	327700	275476	265393	-10083	540869	157.16	157.27
2024/05/21	29614	173981	144367	203595	224424	77907	-146517	302331	254038	251888	-2150	505926	156.16	156.93
2024/05/14	35303	161485	126182	196788	216442	83148	-133294	299590	251745	244633	-7112	496378	156.42	155.68
2024/05/07	34990	169912	134922	204902	219305	77532	-141773	296837	254295	247444	-6851	501739	154.61	155.78
2024/04/30	40435	208823	168388	249258	244920	68798	-176122	313718	285355	277621	-7734	562976	157.72	152.90
2024/04/23	42426	222345	179919	264771	239847	60703	-179144	300550	282273	283048	775	565321	154.78	157.89
2024/04/16	49463	215082	165619	264545	230642	62900	-167742	293542	280105	277982	-2123	558087	154.67	154.61
2024/04/09	47275	209426	162151	256701	219256	62314	-156942	281570	266531	271740	5209	538271	151.76	153.24
2024/04/02	55190	198420	143230	253610	205195	65701	-139494	270896	260385	264121	3736	524506	151.57	151.65
2024/03/26	59969	189075	129106	249044	194045	64457	-129588	258502	254014	253532	-482	507546	151.53	151.36
2024/03/19	66274	182286	116012	248560	182299	67180	-115119	249479	248573	249466	893	498039	150.84	151.45
2024/03/12	54923	157245	102322	212168	207478	109601	-97877	317079	262401	266846	4445	529247	147.58	149.07
2024/03/05	54671	173514	118843	228185	200129	86604	-113525	286733	254800	260118	5318	514918	150.02	147.06
2024/02/27	51261	183966	132705	235227	204425	72443	-131982	276868	255686	256409	723	512095	150.49	150.15
2024/02/20	53862	174640	120778	228502	199061	73207	-125854	272268	252923	247847	-5076	500770	149.96	150.50
2024/02/13	58554	170090	111536	228644	194067	78895	-115172	272962	252621	248985	-3636	501606	150.65	150.24
2024/02/06	55646	139876	84230	195522	155571	72588	-82983	228159	211217	212464	1247	423681	147.89	149.28
2024/01/30	44918	125373	80455	170291	148972	68838	-80134	217810	193890	194211	321	388101	147.61	148.31
2024/01/23	52585	123230	70645	175815	144222	67230	-76992	211452	196807	190460	-6347	387267	148.39	148.07
2024/01/16	44180	100740	56560	144920	125048	63324	-61724	188372	169228	164064	-5164	333292	147.12	148.15
2024/01/09	41364	97313	55949	138677	113876	59685	-54191	173561	155240	156998	1758	312238	144.43	144.90
2024/01/02	33585	90780	57195	124365	108605	53116	-55489	161721	142190	143896	1706	286086	142.07	144.75
2023/12/26	37321	92889	55568	130210	110013	57354	-52659	167367	147334	150243	2909	297577	142.40	140.97
2023/12/19	31734	96636	64902	128370	112422	49729	-62693	162151	144156	146365	2209	290521	143.87	142.49
2023/12/12	28226	109357	81131	137583	172756	93229	-79527	265985	200982	202586	1604	403568	145.44	142.25
2023/12/05	28266	133222	104956	161488	184156	77938	-106218	262094	212422	211160	-1262	423582	147.12	144.99
2023/11/28	30461	139698	109237	170159	180134	76442	-103692	256576	210595	216140	5545	426735	147.44	146.87
2023/11/21	39236	144690	105454	183926	178832	73404	-105428	252236	218068	218094	26	436162	148.25	149.47
2023/11/14	27772	158021	130249	185793	199890	66618	-133272	266508	227662	224639	-3023	452301	150.47	149.69
2023/11/07	27238	131278	104040	158516	189951	77994	-111957	267945	217189	209272	-7917	426461	150.35	151.53

**JAPANESE YEN - CHICAGO MERCANTILE EXCHANGE
FUTURES ONLY POSITIONS Cord-097741**

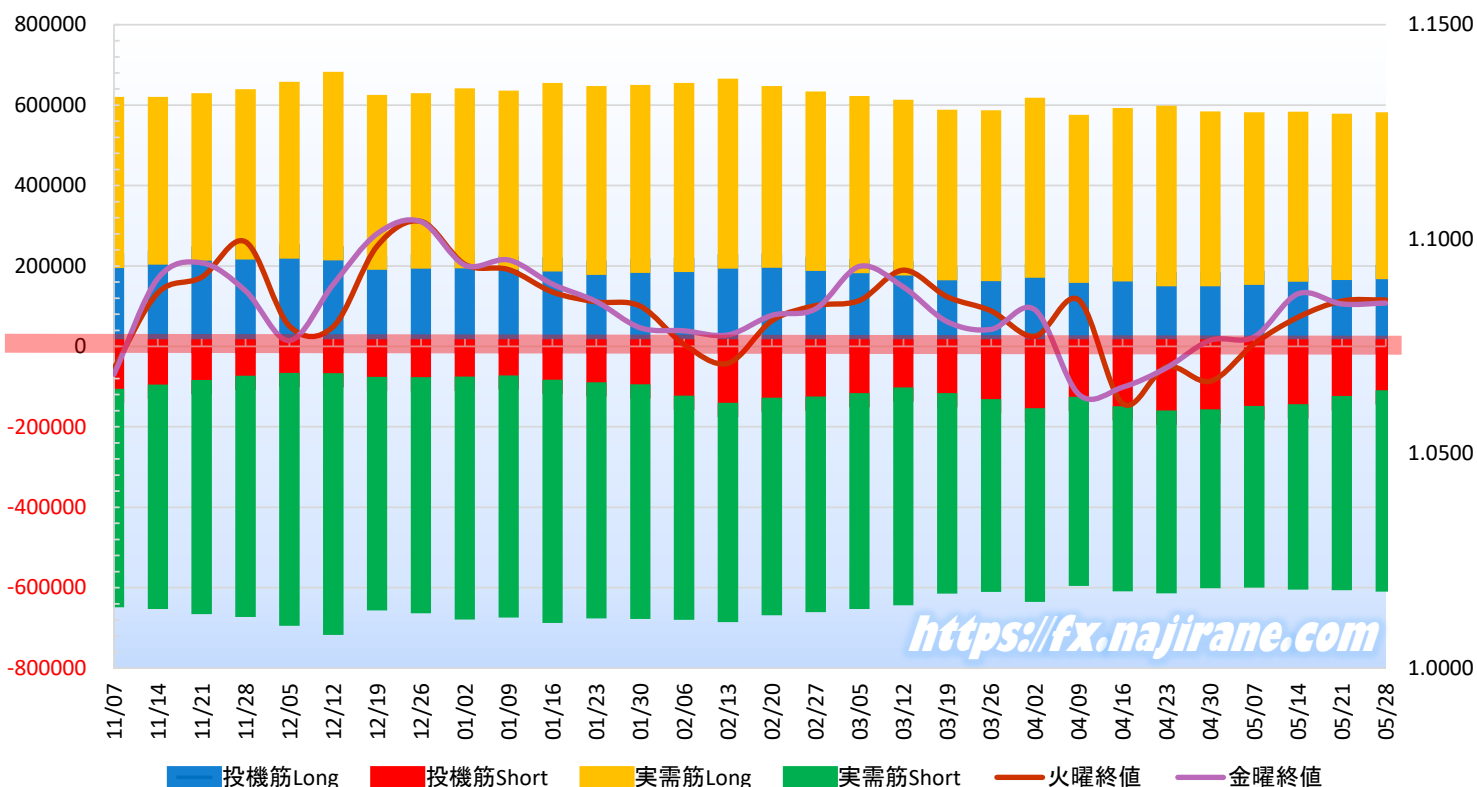


**EURO FX – CHICAGO MERCANTILE EXCHANGE
FUTURES ONLY POSITIONS**

**Code-099741
2024/06/14 公表値**

Date	投機筋集計				実需筋集計				投機筋+実需筋合計				ユーロドル終値	
	EUR買い	EUR売り	売り越し	売買計	EUR買い	EUR売り	売り越し	売買計	EUR買い	EUR売り	売り越し	売買計	火曜締め	金曜締め
2024/05/28	184656	127084	-57572	311740	380224	464876	84652	845100	564880	591960	27080	1156840	1.0858	1.0851
2024/05/21	182574	141099	-41475	323673	378118	447571	69453	825689	560692	588670	27978	1149362	1.0856	1.0849
2024/05/14	178398	161243	-17155	339641	387812	426094	38282	813906	566210	587337	21127	1153547	1.0818	1.0873
2024/05/07	170594	166004	-4590	336598	393845	416124	22279	809969	564439	582128	17689	1146567	1.0756	1.0772
2024/04/30	167185	173962	6777	341147	399163	409900	10737	809063	566348	583862	17514	1150210	1.0669	1.0764
2024/04/23	167296	177285	9989	344581	413769	419034	5265	832803	581065	596319	15254	1177384	1.0703	1.0700
2024/04/16	178912	166688	-12224	345600	395979	424633	28654	820612	574891	591321	16430	1166212	1.0617	1.0655
2024/04/09	175419	142696	-32723	318115	383114	435146	52032	818260	558533	577842	19309	1136375	1.0858	1.0638
2024/04/02	188258	171464	-16794	359722	412480	445912	33432	858392	600738	617376	16638	1218114	1.0774	1.0835
2024/03/26	180193	148999	-31194	329192	389331	443503	54172	832834	569524	592502	22978	1162026	1.0833	1.0790
2024/03/19	182382	134040	-48342	316422	388839	462969	74130	851808	571221	597009	25788	1168230	1.0866	1.0808
2024/03/12	193998	119591	-74407	313589	402081	506685	104604	908766	596079	626276	30197	1222355	1.0928	1.0889
2024/03/05	200025	133714	-66311	333739	404771	501537	96766	906308	604796	635251	30455	1240047	1.0857	1.0937
2024/02/27	205234	142380	-62854	347614	411117	501018	89901	912135	616351	643398	27047	1259749	1.0845	1.0838
2024/02/20	213194	145178	-68016	358372	416183	505634	89451	921817	629377	650812	21435	1280189	1.0810	1.0822
2024/02/13	210848	158010	-52838	368858	437266	509530	72264	946796	648114	667540	19426	1315654	1.0711	1.0777
2024/02/06	202450	140297	-62153	342747	434993	521879	86886	956872	637443	662176	24733	1299619	1.0755	1.0786
2024/01/30	200360	111589	-88771	311949	432311	548317	116006	980628	632671	659906	27235	1292577	1.0844	1.0793
2024/01/23	195190	106866	-88324	302056	434578	551975	117397	986553	629768	658841	29073	1288609	1.0854	1.0855
2024/01/16	204294	100202	-104092	304496	433577	570090	136513	1003667	637871	670292	32421	1308163	1.0877	1.0895
2024/01/09	208473	89596	-118877	298069	409738	566625	156887	976363	618211	656221	38010	1274432	1.0929	1.0951
2024/01/02	211912	92436	-119476	304348	411907	569293	157386	981200	623819	661729	37910	1285548	1.0941	1.0940
2023/12/26	211195	93804	-117391	304999	400897	552083	151186	952980	612092	645887	33795	1257979	1.1042	1.1041
2023/12/19	208078	93486	-114592	301564	399732	545354	145622	945086	607810	638840	31030	1246650	1.0984	1.1013
2023/12/12	231837	84510	-147327	316347	433209	615566	182357	1048775	665046	700076	35030	1365122	1.0796	1.0895
2023/12/05	235684	83324	-152360	319008	404550	593479	188929	998029	640234	676803	36569	1317037	1.0798	1.0764
2023/11/28	233454	90289	-143165	323743	388784	565099	176315	953883	622238	655388	33150	1277626	1.0994	1.0880
2023/11/21	231095	101441	-129654	332536	380815	546633	165818	927448	611910	648074	36164	1259984	1.0911	1.0945
2023/11/14	221190	112283	-108907	333473	381765	522752	140987	904517	602955	635035	32080	1237990	1.0875	1.0908
2023/11/07	212483	123427	-89056	335910	390336	507851	117515	898187	602819	631278	28459	1234097	1.0699	1.0685

**EURO FX - CHICAGO MERCANTILE EXCHANGE
FUTURES ONLY POSITIONS Code-099741**



Bitcoin/USD 及び CME Futures (当月及び限月別)

※取引単位=5ビットコイン
(CME CFビットコイン参考基準レート=BRRを対象)

Bitcoin/USD						CME Futures 2024/05		CME Futures 2024/06		CME Futures 2024/07		CME Futures 2024/08		CME Futures 2024/09	
Date	Open	High	Low	Close		Close	Volume	Close	Volume	Close	Volume	Close	Volume	Close	Volume
2024/6/2	67713	67835	67704	67835	0	0	0	0	0	0	0	0	0	0	0
2024/6/1	0	0	0	0	0	0	0	0	0	0	0	0	0	0	0
2024/5/31	68363	69000	66633	67491	67633	10686	68035	10428	68605	1965	69375	355	70030	27	
2024/5/30	67576	69501	67118	68365	68675	10686	69345	10428	70005	1965	70765	355	71430	27	
2024/5/29	68296	68852	67101	67578	67185	7983	67780	4762	68400	1937	69110	294	69765	36	
2024/5/28	69392	69515	67227	68296	68455	15960	69075	8059	69695	2104	70430	137	71070	32	
2024/5/27	68512	70598	68233	69395	0	0	0	0	0	0	0	0	0	0	0
2024/5/26	69264	69506	68184	68518	0	0	0	0	0	0	0	0	0	0	0
2024/5/25	68527	69579	68516	69266	0	0	0	0	0	0	0	0	0	0	0
2024/5/24	67928	69220	66623	68526	69475	9374	70065	3856	70715	2723	71455	146	72105	15	
2024/5/23	69121	70041	66357	67930	67205	10274	67780	3506	68385	1266	69105	200	69745	10	
2024/5/22	70135	70624	68978	69122	69815	6283	70390	1788	71060	1089	71790	240	72440	24	
2024/5/21	71443	71946	69191	70137	69500	11094	70060	2027	70720	1295	71440	194	72100	50	
2024/5/20	66279	71484	66086	71448	70435	9663	70995	2301	71650	2014	72315	196	72915	79	
2024/5/19	66938	67694	65937	66278	0	0	0	0	0	0	0	0	0	0	0
2024/5/18	67066	67387	66664	66941	0	0	0	0	0	0	0	0	0	0	0
2024/5/17	65231	67459	65119	67052	67365	7980	67915	2136	68555	1759	69230	209	69865	34	
2024/5/16	66256	66712	64613	65232	65445	6307	65995	1593	66610	1058	67190	48	67735	6	
2024/5/15	61554	66454	61330	66267	66495	12434	67030	3288	67630	2174	68185	123	68720	88	
2024/5/14	62901	63092	61124	61553	61835	5849	62325	1075	62845	344	63310	6	63740	0	
2024/5/13	61451	63423	60770	62901	63480	8495	63970	1426	64515	769	64990	7	65420	0	
2024/5/12	60794	61818	60633	61448	0	0	0	0	0	0	0	0	0	0	0
2024/5/11	60793	61451	60493	60794	0	0	0	0	0	0	0	0	0	0	0
2024/5/10	63055	63447	60209	60793	60950	9605	61380	1700	61870	269	62315	11	62715	4	
2024/5/9	61191	63405	60648	63050	62840	4727	63305	737	63850	402	64340	8	64745	0	
2024/5/8	62333	62986	60877	61188	62460	4441	62910	774	63430	157	63900	2	64325	4	
2024/5/7	63163	64390	62286	62335	63365	3917	63875	1030	64410	433	64915	11	65380	0	
2024/5/6	64038	65495	62746	63162	63585	6195	64100	897	64670	486	65155	14	65555	0	
2024/5/5	63892	64611	62955	64031	0	0	0	0	0	0	0	0	0	0	0
2024/5/4	62891	64495	62599	63891	0	0	0	0	0	0	0	0	0	0	0
2024/5/3	59122	63321	58848	62890	62590	8896	63095	1685	63645	918	64100	19	64480	25	
2024/5/2	58254	59602	56937	59123	59765	7940	60205	1364	60715	417	61150	20	61565	23	
2024/5/1	60609	60781	56555	58254	57355	12640	57695	1943	58130	190	58555	52	58935	23	
2024/4/30	63839	64703	59120	60637	59400	12130	59785	2803	60285	202	60810	17	61230	2	
2024/4/29	63106	64175	61795	63841	63450	6714	63995	987	64565	105	65095	6	65545	25	
2024/4/28	63424	64321	62794	63113	0	0	0	0	0	0	0	0	0	0	0
2024/4/27	63751	63898	62425	63419	0	0	0	0	0	0	0	0	0	0	0
2024/4/26	64485	64790	63322	63755	64300	5338	64880	563	65465	110	65990	13	66465	11	
2024/4/25	64275	65275	62784	64482	65270	7236	65855	1981	66455	100	66995	2	67495	4	
2024/4/24	66409	67075	63590	64277	64490	7003	65155	2264	65755	76	66290	13	66805	3	
2024/4/23	66840	67199	65865	66407	67155	4518	67880	2857	68510	129	69085	19	69590	1	
2024/4/22	64936	67234	64548	66838	67355	3431	68070	2876	68690	39	69270	6	69775	4	
2024/4/21	64993	65723	64278	64927	0	0	0	0	0	0	0	0	0	0	0
2024/4/20	63851	65442	63172	64994	0	0	0	0	0	0	0	0	0	0	0
2024/4/19	63511	65482	59651	63844	65055	3252	65730	2377	66285	49	66805	4	67255	8	
2024/4/18	61275	64126	60833	63513	64365	2584	65040	2109	65565	191	66025	18	66425	26	
2024/4/17	63832	64486	59769	61277	61845	2808	62505	1282	63060	48	63515	11	63970	17	
2024/4/16	63419	64356	61716	63812	63685	1167	64370	781	64945	12	65480	4	65985	3	
2024/4/15	65740	66879	62332	63426	64340	2330	65030	1327	65605	59	66160	5	66670	4	
2024/4/14	63836	65824	62206	65739	0	0	0	0	0	0	0	0	0	0	0
2024/4/13	67188	67931	60919	63821	0	0	0	0	0	0	0	0	0	0	0
2024/4/12	70061	71223	65255	67196	67965	2259	68655	388	69265	11	69810	8	70335	3	
2024/4/11	70576	71256	69572	70061	71625	1456	72340	810	72970	56	73580	37	74090	73	
2024/4/10	69140	71093	67504	70588	71205	1744	71895	904	72510	31	73105	7	73675	2	
2024/4/9	71633	71743	68213	69139	70150	1730	70865	352	71485	14	72105	1	72565	2	
2024/4/8	69363	72715	69064	71631	72935	2590	73685	1212	74345	30	75000	8	75650	9	
2024/4/7	68897	70284	68852	69363	0	0	0	0	0	0	0	0	0	0	0
2024/4/6	67841	69630	67492	68896	0	0	0	0	0	0	0	0	0	0	0
2024/4/5	68516	68726	66011	67838	68465	887	69155	167	69790	16	70400	2	70960	0	
2024/4/4	65976	69291	65114	68509	69625	1849	70365	818	71020	38	71670	12	72290	0	
2024/4/3	65447	66914	64560	65981	67075	986	67745	123	68340	19	68995	1	69450	0	
2024/4/2	69705	69708	64587	65447	67320	2083	67980	430	68580	27	69165	2	69605	3	
2024/4/1	71333	71342	68111	69702	71205	2175	71935	675	72560	37	73145	0	73585	1	
2024/3/31	69648	71378	69625	71334	0	0	---	---	---	---	---	---	---	---	---
2024/3/30	69893	70355	69601	69645	0	0	---	---	---	---	---	---	---	---	---
2024/3/29	70745	70913	69077	69893	0	0	---	---	---	---	---	---	---	---	---
2024/3/28	69453	71546	68896	70745	72360	2027	73095	224	73750	11	74330	4	74765	0	
2024/3/27	69992	71728	68382	69455	70125	3196	70810	263	71435	5	72040	0	72635	0	
2024/3/26	69931	71536	69336	69988	71140	2859	71870	245	72495	10	73110	8	73545	2	
2024/3/25	67234	71163	66415	69959	72885	4802	73655	304	74280	6	74865	0	75215	0	

Bitcoin/USD



<https://fx.najirane.com>

Date	BTC(BitCoin)/JPY					ETH(Ethereum)/JPY					XRP(Ripple)/JPY				
	Open	High	Low	Close	Volume	Open	High	Low	Close	Volume	Open	High	Low	Close	Volume
2024/6/2	10647884.00	10667016.00	10646418.00	10667016.00	1793770.26	599643.75	602145.75	599364.19	602145.75	1348950.82	81.5063	81.6265	81.5063	81.6265	87603.35
2024/6/1	10732471.00	10834572.00	10740224.00	10613025.00	4306650.37	588232.94	603577.06	585345.00	591264.19	2404462.68	81.4578	82.3389	80.5878	81.4240	191894.04
2024/5/31	10651698.00	10891847.00	10540760.00	10732859.00	4632833.05	593200.19	599096.13	581433.06	588231.06	2365240.49	82.4772	82.9444	80.6553	81.4578	208718.07
2024/5/30	10741422.00	10827835.00	10581067.00	10652014.00	4209709.04	603979.38	610536.56	590073.13	593174.81	2744478.92	83.0789	83.6802	81.9567	82.4772	186694.60
2024/5/29	10883385.00	10900139.00	10564176.00	10741402.00	5146448.92	610431.63	615838.69	592529.38	603982.75	3121319.70	83.7162	83.8228	81.7230	83.0790	179528.38
2024/5/28	10747255.00	11075942.00	10703769.00	10883755.00	405573.85	60190.56	623348.38	599424.88	610417.50	2971965.99	82.8586	84.7069	82.1914	83.7161	158923.53
2024/5/27	10870681.00	10908653.00	10702280.00	10748182.00	2451575.10	588414.94	608863.56	585722.25	600154.50	2298216.46	85.0341	85.0383	82.6550	82.8586	90922.83
2024/5/26	10756328.00	10920822.00	10754586.00	10870942.00	2428420.83	585004.75	592700.88	582423.06	588423.81	1569454.09	84.0938	85.1143	83.7421	85.0342	102434.77
2024/5/25	10664399.00	10862810.00	10464989.00	10756199.00	4582955.47	592970.19	601012.81	570507.56	584998.31	3493579.65	82.9384	84.2336	81.3376	84.0945	193424.96
2024/5/24	10839900.00	10964366.00	10410136.00	10664624.00	6577426.40	585756.00	617355.13	557341.63	592959.94	7162701.13	82.5239	84.6854	79.9122	82.9384	343592.53
2024/5/23	10960131.00	11052311.00	10812115.00	10834063.00	5141391.52	592169.88	595656.94	572111.56	585762.19	3942858.69	83.9149	84.0950	82.0785	82.5239	188969.04
2024/5/22	11173852.00	11253177.00	10805647.00	10960321.00	7334121.57	572903.00	599294.00	567283.75	592160.50	5882650.77	84.0391	86.7460	83.1180	83.9149	308952.00
2024/5/21	10324041.00	11177707.00	10302802.00	11174654.00	6858338.60	478494.22	576991.06	475599.91	573035.06	4884150.11	79.3884	84.0401	79.1184	84.0401	219229.40
2024/5/20	10420562.00	10538310.00	10265523.00	10323983.00	2998373.71	486145.72	488375.56	475808.94	478491.75	1362618.69	81.1675	81.5015	78.9349	79.3884	87682.98
2024/5/19	10438516.00	10490523.00	10377840.00	10421010.00	2601683.79	481651.53	489876.63	480858.53	486165.09	1464442.71	81.5275	81.8272	80.8762	81.1675	77347.24
2024/5/18	10136748.00	10491554.00	10145188.00	10436284.00	4362926.56	457665.47	485437.16	457261.31	481583.91	2248981.81	80.1381	82.2714	80.0871	81.5274	158016.91
2024/5/17	10223451.00	10326851.00	10031225.00	10136792.00	4903631.60	468463.06	469856.19	454486.34	457664.53	2025672.18	80.0845	80.4749	79.6868	80.1380	179504.44
2024/5/16	9634494.00	10252508.00	9596461.00	10225206.00	6143559.91	450972.25	469254.53	448226.56	468623.91	2263132.46	78.2431	80.5173	77.8367	80.0833	172524.85
2024/5/15	9827082.00	9865463.00	9564884.00	9634306.00	4411744.23	460760.00	462956.94	448106.28	450961.81	1947828.48	78.8816	80.0260	77.9120	78.2429	168644.43
2024/5/14	9576158.00	9905267.00	9467859.00	9827187.00	4357168.61	456470.34	46780.28	446320.16	460782.88	206044.36	77.8350	79.9126	76.0062	78.8816	154907.56
2024/5/13	9470108.00	9629723.00	9445044.00	9575718.00	2150573.89	453563.56	460010.97	452000.50	456389.88	920811.02	78.8184	79.2253	77.4625	77.8350	61870.08
2024/5/12	9470693.00	9573168.00	9423844.00	9470140.00	2156280.07	453310.28	458347.31	449920.06	453554.81	1058633.89	78.2568	79.0302	78.0658	78.8182	69786.06
2024/5/11	9798690.00	9881217.00	9381606.00	9470603.00	4331594.87	471826.16	475370.28	448911.37	453301.81	1912830.05	80.9675	80.9719	77.7328	78.2567	171418.12
2024/5/10	9507644.00	9850464.00	9456566.00	9797877.00	3955413.75	462083.81	475130.28	460170.34	471793.44	1687931.66	80.3642	81.4870	79.3723	80.9671	151981.33
2024/5/9	9647846.00	9727729.00	9470404.00	9507138.00	4053475.85	465317.53	471063.88	452787.91	462034.97	1832141.30	81.2199	82.2764	80.2261	80.3651	174358.13
2024/5/8	9719707.00	9934086.00	9640624.00	9648183.00	4013558.54	471306.84	483274.28	464806.44	465358.00	1817610.54	83.1814	84.0532	80.9356	81.2199	173534.22
2024/5/7	9840010.00	10067221.00	9660526.00	9719582.00	4416137.71	482104.06	495188.78	469312.41	471303.41	2001806.94	81.4063	87.5558	80.8370	83.1813	273029.21
2024/5/6	9779699.00	9889020.00	9636254.00	9838906.00	2811355.14	477201.09	485192.78	470733.84	482063.91	1349648.46	81.1864	81.6067	80.3271	81.4056	83227.71
2024/5/5	9625788.00	9871921.00	9581146.00	9779548.00	3156273.46	475024.56	484839.69	473899.31	477191.84	1267872.54	81.4089	82.6767	80.8319	81.1864	105062.28
2024/5/4	9053807.00	9691521.00	9025330.00	9625606.00	5077144.86	457593.72	478163.94	453084.50	475012.72	1968621.79	79.3754	82.0366	78.9052	81.4091	174244.76
2024/5/3	9045134.00	9159600.00	8840719.00	9053980.00	5009386.27	461124.13	463349.19	449406.63	457598.91	2015879.66	80.2749	80.4333	78.7536	79.3754	171283.28
2024/5/2	9560845.00	9589856.00	8933795.00	9045182.00	7521312.50	474972.66	476438.41	444755.38	461122.66	3106213.28	78.8823	81.8690	75.8563	80.2753	267076.15
2024/5/1	9980074.00	10147215.00	9323708.00	9565161.00	5969203.31	502663.44	509589.53	460228.03	475173.19	2881511.30	80.5782	81.4292	77.2653	78.8828	216559.87
2024/4/30	9983427.00	10023282.00	9677725.00	9980340.00	4164016.11	516102.34	512141.78	488024.97	502670.91	2350004.67	80.7414	80.6580	78.3589	80.5779	178719.17
2024/4/29	10026940.00	10168905.00	9939221.00	9984513.00	2742369.79	514163.78	529804.25	513674.25	516170.97	1800188.28	81.8576	83.0719	80.6202	80.7416	91894.02
2024/4/28	10078713.00	10102011.00	9869036.00	10026249.00	3087719.14	494794.19	518464.84	485653.50	514151.53	1868807.10	83.1756	83.1914	80.6953	81.8576	119196.53
2024/4/27	10035388.00	10169377.00	9987700.00	10079398.00	3816314.17	491205.06	496975.25	488470.47	494863.38	1679337.87	81.7819	83.5964	81.2553	83.1757	183229.40
2024/4/26	9980111.00	10157247.00	9761857.00	10034818.00	5004170.82	487495.75	496525.47	478457.53	491224.59	2177010.86	81.8916	82.8206	80.0427	81.7816	200226.91
2024/4/25	10276661.00	10385783.00	9873772.00	9980402.00	4701116.79	498284.06	510239.13	482216.66	487523.84	2173844.45	84.3620	85.4461	81.0374	81.8911	238192.97
2024/4/24	10347857.00	10400273.00	10196244.00	10276437.00	3762091.06	495655.81	505038.34	488435.03	498277.03	1710602.26	86.2058	86.2209	84.0538	84.3626	209113.92
2024/4/23	10041811.00	10407934.00	9981182.00	10347514.00	4378600.64	486732.13	500763.59	484208.06	495665.63	1867673.33	81.1322	88.1232	80.9168	86.2064	258750.11
2024/4/22	10049514.00	10162456.00	9938943.00	10039791.00	3171000.60	488239.41	494414.44	482360.75	486674.13	1452680.82	81.8417	82.9734	80.4735	81.1328	138686.39
2024/4/21	9872976.00	10119040.00	9768033.00	10049765.00	3571448.69	473071.78	490265.28	467243.47	488248.09	1533670.04	77.8980	81.9336	77.2318	81.8419	191317.07
2024/4/20	9819799.00	10120620.00	9715245.00	9871812.00	7718945.78	474046.44	482830.94	441108.50	473040.94	3154347.35	77.7693	78.9667	72.1400	77.8980	331781.24
2024/4/19	9470633.00	9913510.00	9383131.00	9820109.00	5567163.22	460651.19	478574.78	456238.38	474057.94	2347659.93	76.3723	78.0324	75.1416	77.7693	219655.43
2024/4/18	9874829.00	9972655.00	9237624.00	9457276.00	6469083.41	477239.72	483056.78	451081.44	460654.63	2733600.98	76.8397	78.3056	73.3831	76.3724	276567.16
2024/4/17	9780408.00	9955396.00	9537666.00	9871738.00	6628541.46	478252.22	482877.97	462544.13	477239.22	3007596.17	76.7589	77.3599	73.9490	76.8390	299627.25
2024/4/16	10078227.00	10289079.00	9611356.00	9781474.00	6723282.49	483958.38	504520.53	466680.19	478323.13	3381363.34	77.3042	79.9005	74.5516	76.7592	363387.11
2024/4/15	9784988.00	10087840.00	9534602.00	10078086.00	7524879.87	460675.31	486529.56	446708.16	463975.50	3907179.17	73.6975	77.7751	71.5515	73.3054	430355.21
2024/4/14	10298298.00	10412190.00	9337376.00	9782236.00	8103609.12	497061.78	505755.97	438733.38	469756.13	4587583.31	84.0579	84.1232	66.4653	73.6975	606577.01
2024/4/13	10733097.00	10916025.00	9997051.00	10299446.00	6763918.37	537001.19	544491.13	474546.00	497076.19	3388123.88	93.2778	94.3465	79.3951	84.0581	440332.23
2024/4/12	10794946.00	10915006.00	10663208.00	10732978.00	4619366.35	541990.50	554123.13	533032.50	536988.63	2156494.14	94.4591	95.0829	92.5377	93.2778	186728.21
2024/4/11	10484064.00	10873307.00	10303981.00	10796804.00	5861040.89	532010.59	544712.19	518555.56	524034.06	2580739.03	93.1661	94.7746	90.9041	94.4594	358753.17
2024/4/10	10897693.00	1089166													

Date	日経平均(△N225)					CME日経平均先物ドル建て(NKD)					CME日経平均先物円建て(NIY)					USDJPY
	Open	High	Low	Close	Volume	Open	High	Low	Close	Volume	Open	High	Low	Close	Volume	
2024-05-31	38,173.22	38,526.93	38,087.61	38,487.90		38,065.0	38,740.0	37,975.0	38,640.0	8,085	38,080.0	38,745.0	37,970.0	38,635.0	28,872	157.27
2024-05-30	38,112.77	38,138.03	37,617.00	38,054.13	1173391500	38,190.0	38,340.0	37,615.0	38,235.0	8,085	38,185.0	38,335.0	37,610.0	38,230.0	28,872	156.79
2024-05-29	38,880.50	39,141.99	38,524.24	38,556.87	1239158100	38,925.0	39,175.0	38,170.0	38,325.0	5,781	38,920.0	39,165.0	38,165.0	38,315.0	23,020	157.60
2024-05-28	38,879.15	38,981.97	38,756.13	38,855.37	1012076300	38,830.0	39,010.0	38,675.0	38,970.0	5,410	38,825.0	39,000.0	38,670.0	38,960.0	22,873	157.16
2024-05-24	38,506.03	38,740.82	38,367.70	38,646.11	963057200	38,550.0	38,890.0	38,380.0	38,805.0	5,034	38,525.0	38,880.0	38,365.0	38,800.0	17,529	156.93
2024-05-23	38,803.13	39,129.47	38,617.43	39,103.22	1077552000	38,835.0	39,200.0	38,440.0	38,570.0	6,964	38,820.0	39,190.0	38,425.0	38,560.0	29,082	156.98
2024-05-22	38,823.91	38,854.99	38,592.94	38,617.10	1055204000	38,910.0	38,980.0	38,470.0	38,650.0	5,143	38,895.0	38,970.0	38,460.0	38,635.0	20,707	156.70
2024-05-21	39,232.16	39,346.15	38,942.28	38,946.93	1067198900	39,265.0	39,380.0	38,775.0	38,875.0	4,476	39,245.0	39,360.0	38,760.0	38,860.0	19,299	156.16
2024-05-20	38,761.71	39,437.16	38,703.70	39,069.68	1274428900	38,700.0	39,495.0	38,700.0	39,310.0	7,340	38,695.0	39,475.0	38,695.0	39,295.0	25,933	156.22
2024-05-17	38,561.04	38,842.49	38,539.56	38,787.38	1333356900	38,545.0	38,870.0	38,545.0	38,755.0	4,641	38,535.0	38,860.0	38,535.0	38,745.0	16,039	155.68
2024-05-16	38,645.96	38,949.38	38,513.33	38,920.26	1579437500	38,725.0	38,990.0	38,530.0	38,570.0	5,164	38,715.0	38,975.0	38,515.0	38,560.0	20,178	155.37
2024-05-14	38,287.99	38,477.68	38,084.71	38,356.06	1432629000	38,205.0	38,625.0	38,105.0	38,610.0	4,321	38,185.0	38,610.0	38,080.0	38,590.0	15,186	156.42
2024-05-13	38,211.61	38,273.40	37,969.58	38,179.46	1287349900	38,235.0	38,305.0	37,980.0	38,200.0	4,009	38,275.0	38,285.0	37,965.0	38,185.0	16,003	156.22
2024-05-10	38,361.79	38,741.88	38,126.91	38,229.11	1673429800	38,470.0	38,780.0	38,130.0	38,215.0	6,323	38,450.0	38,760.0	38,115.0	38,195.0	22,681	155.78
2024-05-09	38,242.92	38,422.92	38,072.24	38,073.98	1185501100	38,385.0	38,480.0	38,005.0	38,460.0	5,900	38,423.6	38,423.6	38,423.6	38,423.6	22,348	155.48
2024-05-08	38,677.57	38,749.35	38,159.85	38,202.37	1201061600	38,720.0	38,785.0	38,180.0	38,445.0	6,693	38,410.0	38,410.0	38,410.0	38,410.0	0	155.52
2024-05-07	38,636.23	38,863.14	38,541.97	38,835.10	1152396100	38,905.0	38,970.0	38,570.0	38,435.0	5,474	38,765.0	38,765.0	38,765.0	38,765.0	0	154.61
2024-05-02	38,004.01	38,355.60	37,958.19	38,236.07	1019285200	37,950.0	38,385.0	37,770.0	37,900.0	11,156	37,895.0	37,895.0	37,895.0	37,895.0	0	153.72
2024-04-30	38,312.66	38,608.17	38,182.11	38,405.66	1514280900	38,380.0	38,655.0	38,115.0	38,190.0	9,242	38,200.0	38,200.0	38,200.0	38,200.0	0	157.72
2024-04-26	37,725.61	38,097.54	37,550.70	37,934.76	1248545400	37,840.0	38,430.0	37,595.0	38,390.0	10,542	38,355.0	38,355.0	38,355.0	38,355.0	0	157.89
2024-04-25	38,065.91	38,129.53	37,604.23	37,628.48	1138524100	38,025.0	38,385.0	37,165.0	37,695.0	9,401	37,635.0	37,635.0	37,635.0	37,635.0	0	155.59
2024-04-24	37,871.92	38,460.08	37,857.47	38,460.08	1211315900	37,970.0	38,495.0	37,955.0	38,225.0	7,986	38,215.0	38,215.0	38,215.0	38,215.0	0	155.24
2024-04-23	37,797.06	37,817.78	37,397.27	37,552.16	959271200	37,775.0	37,990.0	37,455.0	37,455.0	6,959	37,905.0	37,905.0	37,905.0	37,905.0	0	154.78
2024-04-22	37,240.93	37,511.80	37,052.63	37,438.61	1193656700	37,250.0	37,880.0	37,095.0	37,755.0	9,226	37,665.0	37,665.0	37,665.0	37,665.0	0	154.81
2024-04-19	37,724.47	37,749.48	36,733.06	37,068.35	1553636400	37,775.0	37,815.0	36,745.0	37,135.0	16,246	37,065.0	37,065.0	37,065.0	37,065.0	0	154.61
2024-04-18	37,745.04	38,216.75	37,644.91	38,079.70	1058032400	37,805.0	38,270.0	37,695.0	37,820.0	8,607	37,795.0	37,795.0	37,795.0	37,795.0	0	154.61
2024-04-17	38,587.47	38,587.61	37,961.80	37,961.80	1206440600	38,545.0	38,695.0	37,665.0	37,810.0	11,261	38,255.0	38,255.0	37,730.0	37,740.0	5	154.34
2024-04-16	38,750.67	38,764.82	38,322.32	38,471.20	1329565400	38,690.0	38,800.0	38,335.0	38,495.0	10,488	38,435.0	38,435.0	38,435.0	38,435.0	0	154.67
2024-04-15	39,056.93	39,232.80	38,820.95	39,232.80	1070153000	38,900.0	39,540.0	38,660.0	38,735.0	11,224	38,930.0	39,300.0	38,725.0	38,725.0	4	154.23
2024-04-12	39,722.02	39,774.82	39,457.73	39,523.55	1071271100	39,735.0	39,995.0	38,830.0	38,900.0	8,431	38,820.0	38,820.0	38,820.0	38,820.0	0	153.24
2024-04-11	39,090.68	39,473.48	39,065.31	39,442.63	1070020200	39,195.0	39,740.0	39,055.0	39,665.0	7,814	39,631.0	39,631.0	39,631.0	39,631.0	4	153.21
2024-04-10	39,582.33	39,708.70	39,510.48	39,581.81	974157800	39,730.0	39,770.0	39,070.0	39,250.0	7,988	39,235.0	39,235.0	39,235.0	39,235.0	0	153.01
2024-04-09	39,496.95	39,773.13	39,476.13	39,773.13	1059208200	39,510.0	39,850.0	39,330.0	39,640.0	6,520	39,620.0	39,620.0	39,620.0	39,620.0	0	151.76
2024-04-08	39,391.98	39,617.36	39,197.00	39,347.04	1083013500	39,410.0	39,700.0	39,255.0	39,485.0	5,706	39,455.0	39,455.0	39,455.0	39,455.0	0	151.83
2024-04-05	39,237.39	39,274.76	38,774.24	38,992.08	1295623800	39,180.0	39,435.0	38,815.0	39,370.0	9,901	39,310.0	39,310.0	39,310.0	39,310.0	0	151.65
2024-04-03	39,503.72	39,625.90	39,217.04	39,451.85	1231752000	39,680.0	40,115.0	39,285.0	40,065.0	7,224	39,995.0	39,995.0	39,995.0	39,995.0	0	151.66
2024-04-02	39,892.59	40,151.05	39,707.87	39,838.91	1157958300	40,020.0	40,225.0	39,490.0	39,705.0	7,034	39,630.0	39,630.0	39,630.0	39,630.0	0	151.57
2024-03-28	40,324.42	40,482.02	40,054.06	40,168.07	1356287300	40,555.0	40,600.0	40,125.0	40,400.0	5,104	40,275.0	40,370.0	40,275.0	40,370.0	1	151.42
2024-03-27	40,517.17	40,979.36	40,452.21	40,762.73	1213124100	40,315.0	40,805.0	40,275.0	40,510.0	6,691	40,690.0	40,690.0	40,690.0	40,690.0	0	151.34
2024-03-26	40,345.04	40,529.53	40,280.85	40,398.03	1013657500	40,215.0	40,530.0	40,120.0	40,320.0	4,577	40,435.0	40,435.0	40,435.0	40,435.0	0	151.53
2024-03-25	40,798.96	40,837.18	40,414.12	40,414.12	1014820700	40,585.0	40,680.0	40,025.0	40,185.0	4,839	40,310.0	40,310.0	40,310.0	40,310.0	0	151.42
2024-03-22	40,942.88	41,087.75	40,714.14	40,888.43	1360973800	40,805.0	40,915.0	40,490.0	40,605.0	6,832	40,750.0	40,750.0	40,750.0	40,750.0	0	151.45
2024-03-21	40,511.55	40,823.32	40,452.19	40,815.66	1571822800	40,370.0	40,960.0	40,280.0	40,845.0	7,869	40,490.0	41,045.0	40,460.0	41,045.0	4	151.55
2024-03-19	39,622.58	40,003.60	39,407.50	40,003.60	1346938500	39,435.0	39,935.0	39,245.0	39,885.0	13,179	39,775.0	40,105.0	39,775.0	40,105.0	2	150.84
2024-03-18	38,960.99	39,769.11	38,935.47	39,740.44	1287378600	38,735.0	39,640.0	38,735.0	39,480.0	9,603	39,665.0	39,665.0	39,665.0	39,665.0	0	149.05
2024-03-15	38,548.16	38,808.68	38,519.94	38,707.64	1670979600	38,355.0	38,810.0	38,305.0	38,690.0	8,107	38,845.0	38,845.0	38,845.0	38,845.0	0	149.07
2024-03-14	38,591.73	38,840.33	38,400.17	38,807.38	1110684100	38,410.0	38,740.0	38,155.0	38,365.0	9,159	38,490.0	38,490.0	38,490.0	38,490.0	0	148.26
2024-03-13	39,059.95	39,147.80	38,452.57	38,695.97	1053540900	38,915.0	39,055.0	38,310.0	38,455.0	10,369	38,590.0	38,590.0	38,590.0	38,590.0	0	147.71
2024-03-12	38,470.39	38,841.80	38,271.38	38,797.51	1129334400	38,280.0	38,975.0	38,140.0	38,955.0	12,440	39,090.0	39,090.0	39,090.0	39,090.0	0	147.58
2024-03-11	39,232.14	39,241.28	38,496.66	38,820.49	1329198100	38,855.0	38,920.0	38,160.0	38,265.0	10,305	38,410.0	38,410.0	38,410.0	38,410.0	0	146.95
2024-03-08	39,809.56	39,989.33	39,551.60	39,688.94	1433393400	39,630.0	39,860.0	38,825.0	38,875.0	12,558	39,035.0	39,035.0	39,035.0	39,035.0	0	147.06
2024-03-07	40,331.06	40,472.11	39,518.40	39,598.71	1371719700	40,320.0	40,465.0	39,195.0	39,755.0	13,992	40,320.0	40,480.0	39,170.0	39,765.0	0	147.92
2024-03-06	39,792.37	40,147.77	39,769.04	40,090.78	1129197400	39,840.0	40,565.0	39,765.0	40,335.0	8,191	39,810.0	40,570.0	39,760.0	40,330.0	25,426	149.33
2024-03-05	39,881.73	40,226.99	39,840.34	40,097.63	1152271800	40,095.0	40,235.0	39,680.0	39,805.0	13,207	40,090.0	40,230.0	39,675.0	39,800.0	53,464	150.02
2024-03-04	40,201.76	40,314.64	40,001.55													

DATE	N225		DOW		S&P500		OIL		GOLD		香港ハンセン指数	
	Close	1/5=100%	Close	1/5=100%	Close	1/5=100%	Close	1/5=100%	Close	1/5=100%	Close	1/5=100%
2024/5/31	38488	115.31%	38686	103.26%	5277.51	112.35%	76.99	104.31%	2327.83	113.90%	18079.61	109.34%
2024/5/30	38054	114.01%	38111	101.72%	5235.48	111.46%	77.91	105.55%	2343.25	114.65%	18230.19	110.25%
2024/5/29	38557	115.52%	38442	102.60%	5266.95	112.13%	79.23	107.34%	2337.81	114.39%	18477.01	111.74%
2024/5/28	38855	116.41%	38853	103.70%	5306.04	112.96%	79.83	108.16%	2361.22	115.53%	18821.16	113.82%
2024/5/24	38646	115.79%	39070	104.28%	5304.72	112.93%	77.72	105.30%	2333.83	114.19%	18608.94	112.54%
2024/5/23	39103	117.15%	39065	104.27%	5287.84	112.15%	76.87	104.15%	2328.89	113.95%	18868.71	114.11%
2024/5/22	38617	115.70%	39671	105.89%	5307.01	112.98%	77.57	105.09%	2378.74	116.39%	19195.60	116.09%
2024/5/21	38947	116.69%	38873	106.42%	5321.41	113.29%	79.26	107.38%	2420.94	118.45%	19220.62	116.24%
2024/5/20	39070	117.05%	39807	106.25%	5308.13	113.01%	79.80	108.12%	2426.36	118.72%	19636.22	118.75%
2024/5/17	38787	116.21%	40004	106.77%	5303.27	112.90%	80.06	108.47%	2416.50	118.24%	19553.61	118.25%
2024/5/16	38920	116.61%	39869	106.41%	5297.11	112.77%	79.23	107.34%	2376.74	116.29%	19376.53	117.18%
2024/5/14	38356	114.92%	39558	105.58%	5246.68	111.70%	78.02	105.70%	2357.99	115.37%	19073.71	115.35%
2024/5/13	38179	114.39%	39432	105.25%	5221.42	111.16%	79.12	107.19%	2336.47	114.32%	19115.06	115.60%
2024/5/10	38229	114.54%	39513	105.46%	5222.68	111.19%	78.26	106.03%	2363.44	115.64%	18963.68	114.69%
2024/5/9	38074	114.07%	39388	105.13%	5214.08	111.00%	79.26	107.38%	2346.30	114.80%	18537.81	112.11%
2024/5/8	38202	114.46%	39056	104.24%	5187.67	110.44%	78.99	107.02%	2308.39	112.95%	18313.86	110.76%
2024/5/7	38835	116.35%	38884	103.79%	5187.77	110.44%	78.38	106.19%	2313.99	113.22%	18479.37	111.76%
2024/5/2	38236	114.56%	38226	102.03%	5064.22	107.81%	78.95	106.96%	2303.67	112.71%	18207.13	110.11%
2024/4/30	38406	115.06%	37816	100.93%	5035.69	107.21%	81.93	111.00%	2285.94	111.85%	17763.03	107.42%
2024/4/26	37935	113.65%	38240	102.06%	5099.96	108.57%	83.85	113.60%	2340.09	114.50%	17651.15	106.75%
2024/4/25	37628	112.74%	38086	101.65%	5048.42	107.48%	83.57	113.22%	2332.22	114.11%	17284.54	104.53%
2024/4/24	38460	115.23%	38461	102.66%	5071.63	107.97%	82.81	112.19%	2316.11	113.32%	17201.27	104.03%
2024/4/23	37552	112.51%	38504	102.77%	5070.55	107.95%	83.36	112.94%	2322.02	113.61%	16828.93	101.78%
2024/4/22	37439	112.17%	38240	102.07%	5010.62	106.67%	82.85	112.25%	2327.08	113.86%	16511.69	99.86%
2024/4/19	37068	111.06%	37986	101.39%	4967.23	105.75%	83.14	112.64%	2387.69	118.83%	16224.14	98.12%
2024/4/18	38080	114.09%	37775	100.83%	5011.12	106.68%	82.73	112.09%	2379.31	116.42%	16385.87	99.10%
2024/4/17	37962	113.73%	37753	100.77%	5022.21	106.92%	82.69	112.03%	2360.38	115.49%	16251.84	98.29%
2024/4/16	38471	115.26%	37799	100.89%	5051.41	107.54%	85.36	115.65%	2382.58	116.58%	16248.97	98.27%
2024/4/15	39233	117.54%	37735	100.72%	5081.82	107.76%	85.41	115.72%	2383.23	116.61%	16600.46	100.39%
2024/4/12	39524	118.41%	37983	101.38%	5123.41	109.07%	85.66	116.05%	2343.14	114.65%	16721.69	101.13%
2024/4/11	39443	118.17%	38459	102.65%	5199.06	110.68%	85.02	115.19%	2372.55	116.08%	17095.03	103.38%
2024/4/10	39582	118.59%	38462	102.66%	5160.64	109.87%	86.21	116.80%	2334.19	114.21%	17139.17	103.65%
2024/4/9	39773	119.16%	38884	103.78%	5209.91	110.91%	85.23	115.47%	2352.95	115.13%	16828.07	101.77%
2024/4/8	39347	117.89%	38893	103.81%	5202.39	110.75%	86.43	117.10%	2339.33	114.46%	16732.85	101.19%
2024/4/5	38992	116.82%	38904	103.84%	5204.34	110.80%	86.91	117.75%	2323.59	113.69%	16723.92	101.14%
2024/4/3	39452	118.20%	39127	104.43%	5211.49	110.95%	85.43	115.74%	2300.44	112.56%	16725.10	101.15%
2024/4/2	39839	119.36%	39170	104.55%	5205.81	110.83%	85.15	115.36%	2280.50	111.58%	16931.52	102.40%
2024/3/28	40168	120.35%	39807	106.25%	5254.35	111.86%	83.17	112.68%	2233.99	109.31%	16541.42	100.04%
2024/3/27	40763	122.13%	39760	106.12%	5248.49	111.74%	81.35	110.22%	2192.36	107.27%	16392.84	99.14%
2024/3/26	40398	121.03%	39282	104.85%	5203.58	110.78%	81.62	110.58%	2178.38	106.58%	16618.32	100.50%
2024/3/25	40414	121.08%	39314	104.93%	5218.19	111.09%	81.95	111.03%	2172.09	106.28%	16473.64	99.63%
2024/3/22	40888	122.50%	39476	105.36%	5234.18	111.43%	80.63	109.24%	2165.23	105.94%	16499.47	99.78%
2024/3/21	40816	122.29%	39781	106.18%	5241.53	111.59%	81.07	109.84%	2181.36	106.73%	16663.10	101.98%
2024/3/19	40004	119.85%	39111	104.39%	5178.51	110.25%	83.47	113.09%	2158.80	105.63%	16529.48	99.96%
2024/3/18	39740	119.06%	38790	103.53%	5149.42	109.63%	82.72	112.07%	2161.38	105.75%	16737.12	101.22%
2024/3/15	38708	115.97%	38715	103.33%	5117.09	108.94%	81.04	109.80%	2156.07	105.49%	16720.89	101.12%
2024/3/14	38807	116.27%	38906	103.84%	5150.48	109.65%	81.26	110.09%	2161.63	105.76%	16961.66	102.58%
2024/3/13	38696	115.93%	39043	104.21%	5165.31	109.96%	79.72	108.01%	2174.71	106.40%	16722.11	103.31%
2024/3/12	38798	116.24%	39005	104.11%	5175.27	110.18%	77.56	105.08%	2158.66	105.62%	17093.50	103.38%
2024/3/11	38820	116.31%	38770	103.48%	5117.94	108.96%	77.93	105.58%	2181.40	106.73%	16587.57	100.32%
2024/3/8	39689	118.91%	38723	103.35%	5123.69	109.08%	78.01	105.69%	2177.41	106.54%	16535.39	98.90%
2024/3/7	39599	118.64%	38791	103.54%	5157.36	109.80%	78.93	106.94%	2160.12	105.69%	16229.78	98.15%
2024/3/6	40091	120.11%	38651	103.19%	5104.76	108.68%	79.13	107.21%	2147.86	105.09%	16438.89	99.41%
2024/3/5	40988	120.13%	38585	102.99%	5078.65	108.12%	78.15	105.88%	2127.75	104.11%	16162.64	97.75%
2024/3/4	40109	120.17%	38990	104.07%	5130.95	109.23%	78.74	106.68%	2114.63	103.47%	16595.97	100.37%
2024/3/1	39911	119.57%	39087	104.33%	5137.08	109.36%	79.97	108.35%	2083.60	101.95%	16589.44	100.33%
2024/2/29	39166	117.34%	38996	104.08%	5096.27	108.49%	78.26	106.03%	2044.20	100.02%	16511.44	99.86%
2024/2/28	39208	117.47%	38949	103.96%	5069.76	107.93%	78.54	106.41%	2034.52	99.55%	16536.85	100.01%
2024/2/27	39240	117.56%	38972	104.02%	5078.18	108.11%	78.87	106.86%	2030.32	99.34%	16790.80	101.54%
2024/2/26	39234	117.55%	39069	104.28%	5069.53	107.93%	77.58	105.11%	2031.22	99.38%	16634.74	100.60%
2024/2/22	39099	117.14%	39069	104.28%	5087.03	108.30%	78.61	106.50%	2024.45	99.05%	16742.95	101.26%
2024/2/21	38262	114.63%	38612	103.06%	4981.88	106.06%	77.91	105.55%	2026.10	99.13%	16503.10	99.81%
2024/2/20	38364	114.94%	38564	102.93%	4975.51	105.92%	78.18	105.92%	2024.34	99.05%	16247.51	98.26%
2024/2/16	38487	115.31%	38628	103.10%	5005.57	106.56%	79.19	107.29%	2012.03	98.45%	16339.96	98.82%
2024/2/15	38158	114.32%	38773	103.49%	5029.73	107.08%	78.03	105.72%	2004.30	98.07%	15944.63	96.43%
2024/2/14	37703	112.96%	38424	102.56%	5000.62	106.46%	76.64	103.83%	1992.35	97.48%	15879.38	95.03%
2024/2/9	36897	110.55%	38672	103.22%	5026.61	107.01%	76.84	104.11%	2025.18	99.09%	15746.58	95.23%
2024/2/8	36863	110.44%	38726	103.36%	4997.91	106.40%	76.22	103.27%	2034.48	99.54%	15878.07	96.03%
2024/2/7	36120	108.22%	38677	103.23%	4995.06	106.34%	73.86	100.07%	2035.15	99.58%	16081.89	97.26%
2024/2/6	36161	108.34%	38521	102.82%	4954.23	105.47%	73.31	99.32%	2036.05	99.62%	16136.87	97.59%
2024/2/5	36354	108.92%	38380	102.44%	4942.81	105.23%	72.78	98.60%	2025.17	99.09%	15510.01	93.80%
2024/2/2	36158	108.33%	38654	103.17%	4958.61	105.56%	72.28	97.93%	2036.14	99.62%	15533.56	93.94%
2024/2/1	36011	107.89%	38520	102.81%	4906.19	104.45%	73.82	100.01%	2054.99	100.55%	15566.21	94.14%
2024/1/31	36287	108.72%	38150	101.83%	4845.65	103.16%	75.85	102.76%	2039.57	99.79%	15485.07	93.65%
2024/1/30	36066	108.05%	38467	102.67%	4924.97	104.85%	77.82	105.43%	2036.95	99.66%	15703.45	94.97%
2024/1/29	36027	107.94%	38333	102.31%	4927.93	104.91%	76.78	104.02%	2032.87	99.46%	16077.24	97.23%
2024/1/26	35751	107.11%	38109	101.72%	4890.97	104.12%	76.01	103.69%	2018.66	98.77%	15952.23	96.47%
2024/1/25	36236	108.57%	38049	101.56%	4894.16	104.19%	77.36	104.81%	2020.88	98.88%	16211.96	98.04%
2024/1/24	36226	108.54%	37806	100.91%	4868.55	103.65%	75.00	101.73%	2014.01	98.54%	15899.87	96.16%
2024/1/23	36518	109.41%	37905	101.17%	4864.62	103.56%	74.37	100.76%	2029.26	99.29%	15353.98	92.86%
2024/1/22	36547	109.50%	3									

過去5日及び過去4週の4本値と各種ピボット

2024/05/27 ~ 2024/05/31

USD/JPY						Demark										Pivot					Fibonacci Zone									
日足	Open	High	Low	Close	値幅/日	引け形態	真の高値	真の安値	予想高値	予想安値	予想高値	予想安値	TD Range Projection	TD pivot points	StopLoss	Support	Pivot	Resistance	StopLoss	3-days AVG	Support Zone 2	Support Zone 1	BP	Resistance Zone 1	Resistance Zone 2					
															LBOp	S2	S1	PP	R1	R2	HBOP									
2024/05/27	156.89	156.96	156.67	156.89	29p	陽線引け	-	-	-	-	-	-	-	-	156.42	156.54	156.72	156.84	157.01	157.13	157.30				156.43 ~ 156.54	156.66 ~ 156.69	156.84	156.98 ~ 157.02	157.13 ~ 157.24	
2024/05/28	156.89	157.20	156.59	157.16	60p	陽線引け	157.20	156.59	157.48	156.88	157.48	156.88	157.48	156.88	156.17	156.38	156.77	156.99	157.38	157.59	157.98				156.15 ~ 156.38	156.61 ~ 156.68	156.99	157.29 ~ 157.36	157.59 ~ 157.82	
2024/05/29	157.16	157.71	156.96	157.60	75p	陽線引け	157.71	156.96	158.02	157.28	158.02	157.28	158.02	157.28	156.39	156.68	157.17	157.42	157.88	158.17	158.63	157.08	Bull			156.39 ~ 156.68	156.96 ~ 157.05	157.42	157.79 ~ 157.88	158.17 ~ 158.45
2024/05/30	157.59	157.67	156.38	156.79	130p	陽線引け	157.67	156.38	157.23	155.93	157.23	155.93	157.23	155.93	154.92	155.65	156.22	156.94	157.51	158.24	158.81	157.12	Bear			155.15 ~ 155.65	156.14 ~ 156.30	156.94	157.59 ~ 157.75	158.24 ~ 158.74
2024/05/31	156.79	157.37	156.56	157.27	80p	陽線引け	157.37	156.56	157.72	156.92	157.72	156.92	157.72	156.92	155.96	156.26	156.77	157.07	157.57	157.87	158.38	157.14	Bear			155.96 ~ 156.26	156.57 ~ 156.66	157.07	157.47 ~ 157.56	157.87 ~ 158.18
週足	Open	High	Low	Close	値幅/週	引け形態	真の高値	真の安値	予想高値	予想安値	予想高値	予想安値			LBOp	S2	S1	PP	R1	R2	HBOP	3-days AVG	Support Zone 2	Support Zone 1	BP	Resistance Zone 1	Resistance Zone 2			
2024/05/06 ~ 2024/05/10	152.85	155.95	152.82	155.78	313p	陽線引け	-	-	-	-	-	-	-	-	150.62	151.72	153.75	154.85	156.88	157.98	160.01				150.53 ~ 151.72	152.92 ~ 153.29	154.85	156.41 ~ 156.78	157.98 ~ 159.17	
2024/05/13 ~ 2024/05/17	155.70	156.74	153.61	155.68	314p	陽線引け	156.74	153.61	156.21	152.29	156.21	152.29	156.21	152.29	150.81	152.21	153.94	155.34	157.08	158.48	160.22				151.01 ~ 152.21	153.41 ~ 153.78	155.34	156.91 ~ 157.28	158.48 ~ 159.68	
2024/05/20 ~ 2024/05/24	155.63	157.19	155.50	156.93	169p	陽線引け	157.19	155.50	157.91	156.21	157.91	156.21	157.91	156.21	154.19	154.85	155.89	156.54	157.58	158.24	159.28	155.58	Bull			154.20 ~ 154.85	155.49 ~ 155.69	156.54	157.39 ~ 157.59	158.24 ~ 158.88
2024/05/27 ~ 2024/05/31	156.89	157.71	156.38	157.27	133p	陽線引け	157.71	156.38	158.16	156.83	158.16	156.83	158.16	156.83	155.20	155.79	156.53	157.12	157.86	158.45	159.19	156.33	Bull			155.28 ~ 155.79	156.30 ~ 156.45	157.12	157.78 ~ 157.94	158.45 ~ 158.96

EUR/JPY						Demark										Pivot					Fibonacci Zone										
日足	Open	High	Low	Close	値幅/日	引け形態	真の高値	真の安値	予想高値	予想安値	予想高値	予想安値	TD Range Projection	TD pivot points	StopLoss	Support	Pivot	Resistance	StopLoss	3-days AVG	Support Zone 2	Support Zone 1	BP	Resistance Zone 1	Resistance Zone 2						
															LBOp	S2	S1	PP	R1	R2	HBOP										
2024/05/27	170.21	170.50	169.97	170.34	53p	陽線引け	-	-	-	-	-	-	-	-	169.51	169.74	170.04	170.27	170.57	170.80	171.10				169.54 ~ 169.74	169.94 ~ 170.00	170.27	170.54 ~ 170.60	170.80 ~ 171.01		
2024/05/28	170.36	170.80	170.31	170.65	49p	陽線引け	170.80	170.31	170.97	170.48	170.97	170.48	170.97	170.48	169.88	170.09	170.37	170.59	170.87	171.08	171.36				169.90 ~ 170.09	170.28 ~ 170.34	170.59	170.83 ~ 170.89	171.08 ~ 171.27		
2024/05/29	170.66	170.80	170.17	170.26	62p	陰線引け	170.80	170.17	170.53	169.90	170.53	169.90	170.53	169.90	169.79	169.79	170.02	170.41	170.65	171.03	171.27	170.42	Bear			169.55 ~ 169.79	170.02 ~ 170.10	170.41	170.72 ~ 170.79	171.03 ~ 171.27	
2024/05/30	170.26	170.33	169.07	169.86	126p	陽線引け	170.33	169.07	170.09	168.84	170.09	168.84	170.09	168.84	167.92	168.49	169.18	169.75	170.43	171.01	171.69	170.25	Bear			168.01 ~ 168.49	168.97 ~ 169.12	169.75	170.38 ~ 170.53	171.01 ~ 171.49	
2024/05/31	169.86	170.74	169.45	170.66	129p	陽線引け	170.74	169.45	171.35	170.06	171.35	170.06	171.35	170.06	168.54	168.99	169.83	170.28	171.12	171.57	172.41	170.15	Bull			168.50 ~ 168.99	169.49 ~ 169.64	170.28	170.93 ~ 171.08	171.57 ~ 172.07	
週足	Open	High	Low	Close	値幅/週	引け形態	真の高値	真の安値	予想高値	予想安値	予想高値	予想安値			LBOp	S2	S1	PP	R1	R2	HBOP	3-days AVG	Support Zone 2	Support Zone 1	BP	Resistance Zone 1	Resistance Zone 2				
2024/05/06 ~ 2024/05/10	164.52	167.97	164.50	167.81	347p	陽線引け	-	-	-	-	-	-	-	-	162.08	163.29	165.55	166.76	169.02	170.23	172.49				161.96 ~ 163.29	164.61 ~ 165.02	166.76	168.49 ~ 168.90	170.23 ~ 171.55		
2024/05/13 ~ 2024/05/17	167.73	169.40	167.34	169.27	207p	陽線引け	169.40	167.34	171.79	166.88	171.79	166.88	171.79	166.88	167.30	168.30	165.87	166.60	167.93	168.67	170.00	170.74	172.07				165.81 ~ 166.60	167.39 ~ 167.63	168.67	169.70 ~ 169.95	170.74 ~ 171.53
2024/05/20 ~ 2024/05/24	169.16	170.50	169.07	170.26	143p	陽線引け	170.50	169.07	171.09	169.66	171.09	169.66	171.09	169.66	167.95	168.51	169.38	169.94	170.81	171.37	172.25	168.46	Bull			167.96 ~ 168.51	169.05 ~ 169.22	169.94	170.66 ~ 170.82	171.37 ~ 171.92	
2024/05/27 ~ 2024/05/31	170.21	170.80	169.07	170.66	173p	陽線引け	170.80	169.07	171.59	169.86	171.59	169.86	171.59	169.86	167.82	168.44	169.55	170.18	171.28	171.91	173.01	169.59	Bull			167.78 ~ 168.44	169.11 ~ 169.31	170.18	171.04 ~ 171.25	171.91 ~ 172.57	

EUR/USD						Demark										Pivot					Fibonacci Zone										
日足	Open	High	Low	Close	値幅/日	引け形態	真の高値	真の安値	予想高値	予想安値	予想高値	予想安値	TD Range Projection	TD pivot points	StopLoss	Support	Pivot	Resistance	StopLoss	3-days AVG	Support Zone 2	Support Zone 1	BP	Resistance Zone 1	Resistance Zone 2						
															LBOp	S2	S1	PP	R1	R2	HBOP										
2024/05/27	1.0850	1.0867	1.0841	1.0858	26p	陽線引け	-	-	-	-	-	-	-	-	1.0817	1.0829	1.0844	1.0855	1.0870	1.0882	1.0896				1.0819 ~ 1.0829	1.0839 ~ 1.0842	1.0855	1.0869 ~ 1.0872	1.0882 ~ 1.0892		
2024/05/28	1.0858	1.0889	1.0855	1.0858	34p	陽線引け	1.0889	1.0855	1.0891	1.0857	1.0891	1.0857	1.0891	1.0857	1.0812	1.0834	1.0846	1.0868	1.0880	1.0901	1.0914				1.0821 ~ 1.0834	1.0847 ~ 1.0851	1.0868	1.0884 ~ 1.0888	1.0901 ~ 1.0914		
2024/05/29	1.0859	1.0861	1.0800	1.0804	60p	陰線引け	1.0861	1.0800	1.0832	1.0772	1.0832	1.0772	1.0832	1.0772	1.0761	1.0782	1.0821	1.0843	1.0882	1.0903	1.0848	Bear				1.0738 ~ 1.0761	1.0784 ~ 1.0791	1.0821	1.0852 ~ 1.0859	1.0882 ~ 1.0905	
2024/05/30	1.0804	1.0845	1.0789	1.0834	57p	陽線引け	1.0845	1.0789	1.0868	1.0811	1.0868	1.0811	1.0868	1.0811	1.0743	1.0766	1.0800	1.0823	1.0857	1.0879	1.0913	1.0837	Bear				1.0744 ~ 1.0766	1.0788 ~ 1.0794	1.0823	1.0851 ~ 1.0858	1.0879 ~ 1.0901
2024/05/31	1.0834	1.0882	1.0812	1.0851	71p	陽線引け	1.0882	1.0812	1.0902	1.0831	1.0902	1.0831	1.0902	1.0831	1.0744	1.0778	1.0814	1.0848	1.0885	1.0919	1.0956	1.0831	Bull				1.0751 ~ 1.0778	1.0805 ~ 1.0813	1.0848	1.0884 ~ 1.0892	1.0919 ~ 1.0946
週足	Open	High	Low	Close	値幅/週	引け形態	真の高値	真の安値	予想高値	予想安値	予想高値	予想安値			LBOp	S2	S1	PP	R1	R2	HBOP	3-days AVG	Support Zone 2	Support Zone 1	BP	Resistance Zone 1	Resistance Zone 2				
2024/05/06 ~ 2024/05/10	1.0764	1.0791	1.0725	1.0772	66p	陽線引け	-	-	-	-	-	-	-	-	1.0668	1.0696	1.0734	1.0763	1.0800	1.0829	1.0867				1.0671 ~ 1.0696	1.0722 ~ 1.0729	1.0763	1.0796 ~ 1.0803	1.0829 ~ 1.0854		
2024/05/13 ~ 2024/05/17	1.0773	1.0895	1.0766	1.0873	129p	陽線引け	1.0895	1.0766	1.0969	1.0799	1.0969	1.0799	1.0969	1.0799	1.0665	1.0716	1.0794	1.0845	1.0923	1.0974	1.1052				1.0666 ~ 1.0716	1.0765 ~ 1.0780	1.0845	1.0909 ~ 1.0924	1.0974 ~ 1.1023		
2024/05/20 ~ 2024/05/24	1.0870	1.0885	1.0805	1.0849	79p	陽線引け	1.0885	1.0805	1.0867	1.0787	1.0867	1.0787	1.0867	1.0787	1.0728	1.0767	1.0808	1.0846	1.0887	1.0926	1.0967	1.0818	Bull				1.0736 ~ 1.0767	1.0797 ~ 1.0806	1.0846	1.0886 ~ 1.0895	1.0926 ~ 1.0956
2024/05/27 ~ 2024/05/31	1.0850	1.0889	1.0789	1.0851	100p	陽線引け	1.0889	1.0789	1.0920	1.0820	1.0920	1.0820	1.0920	1.0820	1.0696																

IMM扱い8通貨/ダウ/日経/金/オイル/主要クロス円の過去5日及び過去5週の4本値

AUDUSD 5					CADUSD 5					CHFUSD 5				
Date	Open	High	Low	Close	Date	Open	High	Low	Close	Date	Open	High	Low	Close
2024/05/31	0.6632	0.6673	0.6627	0.6653	2024/05/31	0.7310	0.7342	0.7305	0.7339	2024/05/31	1.1071	1.1108	1.1026	1.1083
2024/05/30	0.6613	0.6648	0.6591	0.6632	2024/05/30	0.7291	0.7320	0.7281	0.7310	2024/05/30	1.0951	1.1072	1.0940	1.1071
2024/05/29	0.6650	0.6665	0.6609	0.6612	2024/05/29	0.7329	0.7329	0.7289	0.7290	2024/05/29	1.0962	1.0973	1.0936	1.0952
2024/05/28	0.6656	0.6680	0.6643	0.6650	2024/05/28	0.7334	0.7345	0.7324	0.7329	2024/05/28	1.0946	1.1006	1.0944	1.0962
2024/05/27	0.6629	0.6660	0.6622	0.6656	2024/05/27	0.7316	0.7337	0.7315	0.7334	2024/05/27	1.0935	1.0950	1.0925	1.0942

CNYUSD 5					EURUSD 5					GBPUSD 5				
Date	Open	High	Low	Close	Date	Open	High	Low	Close	Date	Open	High	Low	Close
2024/05/31	0.1379	0.1380	0.1377	0.1377	2024/05/31	1.0834	1.0882	1.0812	1.0851	2024/05/31	1.2733	1.2766	1.2701	1.2744
2024/05/30	0.1375	0.1380	0.1375	0.1379	2024/05/30	1.0804	1.0845	1.0789	1.0834	2024/05/30	1.2704	1.2747	1.2681	1.2733
2024/05/29	0.1377	0.1377	0.1375	0.1376	2024/05/29	1.0859	1.0861	1.0800	1.0804	2024/05/29	1.2764	1.2772	1.2699	1.2704
2024/05/28	0.1378	0.1378	0.1377	0.1377	2024/05/28	1.0858	1.0889	1.0855	1.0858	2024/05/28	1.2769	1.2800	1.2754	1.2763
2024/05/27	0.1377	0.1379	0.1377	0.1378	2024/05/27	1.0850	1.0867	1.0841	1.0858	2024/05/27	1.2741	1.2778	1.2734	1.2769

JPYUSD 5					MXNUSD 5					NZDUSD 5				
Date	Open	High	Low	Close	Date	Open	High	Low	Close	Date	Open	High	Low	Close
2024/05/31	0.0064	0.0064	0.0064	0.0064	2024/05/31	0.0587	0.0591	0.0586	0.0589	2024/05/31	0.6115	0.6165	0.6114	0.6147
2024/05/30	0.0063	0.0064	0.0063	0.0064	2024/05/30	0.0589	0.0591	0.0584	0.0588	2024/05/30	0.6117	0.6131	0.6089	0.6115
2024/05/29	0.0064	0.0064	0.0063	0.0063	2024/05/29	0.0595	0.0597	0.0589	0.0589	2024/05/29	0.6142	0.6147	0.6112	0.6117
2024/05/28	0.0064	0.0064	0.0064	0.0064	2024/05/28	0.0600	0.0601	0.0593	0.0595	2024/05/28	0.6151	0.6170	0.6138	0.6142
2024/05/27	0.0064	0.0064	0.0064	0.0064	2024/05/27	0.0599	0.0601	0.0598	0.0600	2024/05/27	0.6123	0.6154	0.6120	0.6151

Nikkei 225 -Japan (NIX)					5	
Date	Open	High	Low	Close	(ドル建て終値)	出来高
2024/05/31	38173.22	38526.93	38087.61	38487.90	244.72	0 3127183700
2024/05/30	38112.77	38138.03	37617.00	38054.13	242.71	1173391500 1830695700
2024/05/29	38880.50	39141.99	38524.24	38556.87	244.65	1239158100 1957271800
2024/05/28	38879.15	38981.97	38756.13	38855.37	247.23	1012076300 1671250600
2024/05/27	38766.21	38900.02	38667.93	38900.02	247.95	942391400 1491536000
週4本値	38766.21	39141.99	37617.00	38487.90	244.72	(N225銘柄計) (東証一部全体計)

XAUUSD 5				
Date	Open	High	Low	Close
2024/05/31	2344.15	2359.70	2320.66	2327.83
2024/05/30	2338.18	2351.76	2322.85	2343.25
2024/05/29	2361.06	2362.55	2335.45	2337.81
2024/05/28	2351.59	2364.05	2340.45	2361.22
2024/05/27	2336.24	2358.47	2332.45	2350.85
週4本値	2336.24	2364.05	2320.66	2327.83

Dow Jones Industrial - USA (DJA)					5営業日以内に休業日あり	
Date	Open	High	Low	Close	出来高	
2024/05/31	38140.26	38719.43	38092.27	38686.32	618200000	
2024/05/30	38368.35	38493.60	38000.96	38111.48	360090000	
2024/05/29	38716.28	38716.28	38413.67	38441.54	292280000	
2024/05/28	39028.99	39028.99	38706.14	38852.86	303340000	
2024/05/24	39089.23	39220.31	39020.29	39069.59	249810000	
週4本値	39089.23	39220.31	38000.96	38686.32		

Historical Data by

 Arrangement by
<https://fx.najirane.com>

Crude Light Oil 5					
Date	Open	High	Low	Close	出来高
2024/05/31	77.91	78.62	76.67	76.99	373779
2024/05/30	79.28	79.42	77.63	77.91	373779
2024/05/29	80.26	80.62	78.99	79.23	259594
2024/05/28	77.81	80.29	77.69	79.83	334074
2024/05/27	0.00	0.00	0.00	0.00	0
週4本値	0.00	80.62	0.00	76.99	

USDJPY 5					EURJPY 5					GBPJPY 5				
日付	始値	高値	安値	終値	日付	始値	高値	安値	終値	日付	始値	高値	安値	終値
2024/05/31	156.79	157.37	156.56	157.27	2024/05/31	169.86	170.74	169.45	170.66	2024/05/31	199.64	200.50	199.24	200.43
2024/05/30	157.59	157.67	156.38	156.79	2024/05/30	170.26	170.33	169.07	169.86	2024/05/30	200.20	200.25	198.76	199.64
2024/05/29	157.16	157.71	156.96	157.60	2024/05/29	170.66	170.80	170.17	170.26	2024/05/29	200.60	200.74	200.06	200.21
2024/05/28	156.89	157.20	156.59	157.16	2024/05/28	170.36	170.80	170.31	170.65	2024/05/28	200.35	200.65	200.16	200.59
2024/05/27	156.89	156.96	156.67	156.89	2024/05/27	170.21	170.50	169.97	170.34	2024/05/27	199.93	200.43	199.62	200.33

USDJPY Weekly 28					EURJPY Weekly 28					GBPJPY Weekly 28				
日付	始値	高値	安値	終値	日付	始値	高値	安値	終値	日付	始値	高値	安値	終値
2024/05/31	156.89	157.71	156.38	157.27	2024/05/31	170.21	170.80	169.07	170.66	2024/05/31	199.93	200.74	198.76	200.43
2024/05/24	155.63	157.19	155.50	156.93	2024/05/24	169.16	171.54	169.07	170.26	2024/05/24	197.68	200.48	197.39	199.93
2024/05/17	155.70	156.74	153.61	156.22	2024/05/17	167.73	169.79	167.34	169.27	2024/05/17	196.19	198.65	194.85	197.82
2024/05/10	152.85	156.25	152.82	156.22	2024/05/10	164.52	168.66	164.50	167.81	2024/05/10	193.34	196.28	191.79	195.15
2024/05/03	158.03	160.12	137.27	153.89	2024/05/03	169.04	171.54	164.02	164.58	2024/05/03	196.35	200.48	191.37	191.87

先週のIMM取り扱い対ドル8通貨チャート

※ 赤点線は週最高値/青点線は週最低値、BB中心線はSMA21

2024/05/27 ~ 2024/05/31

Chart by OANDA Japan MetaTrader4

