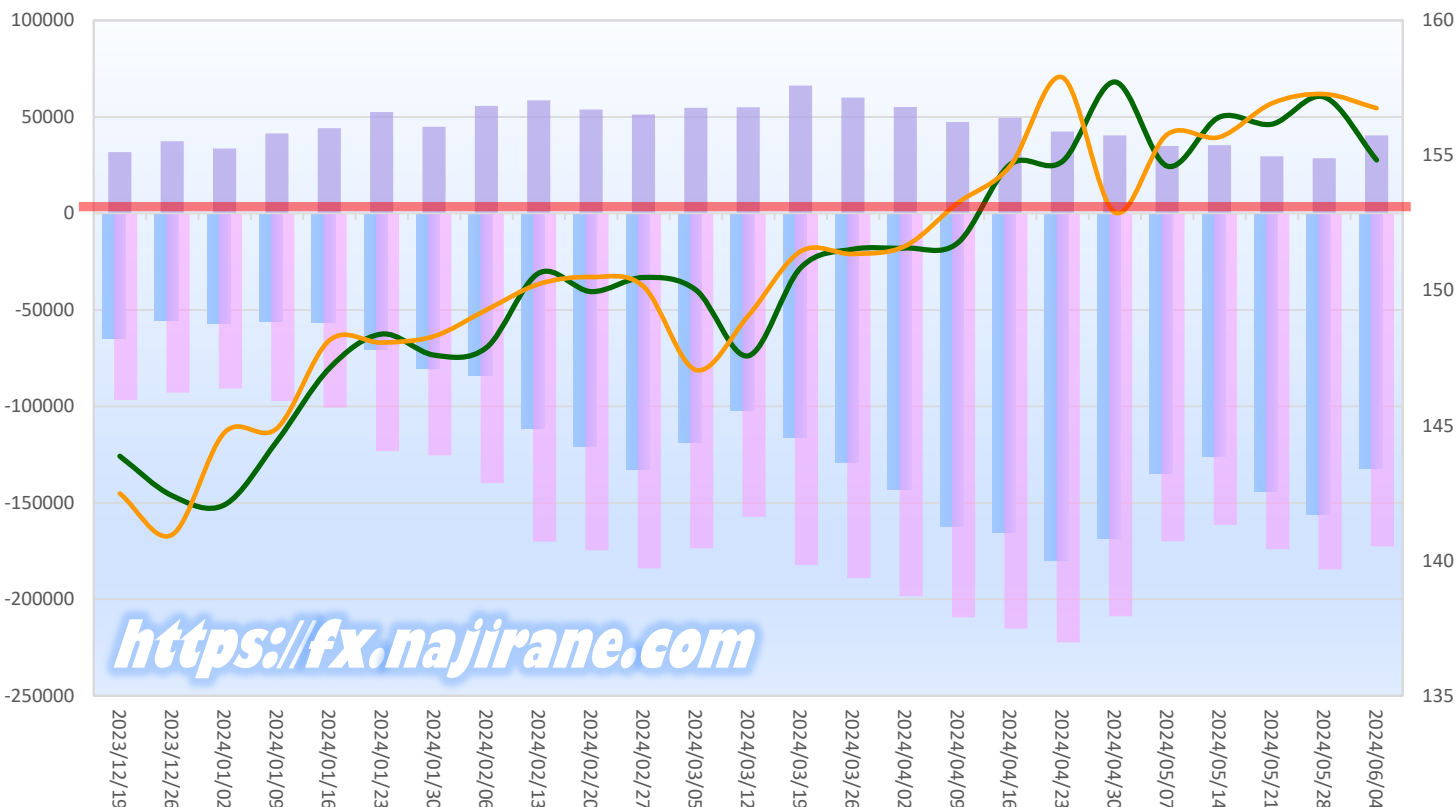


JAPANESE YEN - CHICAGO MERCANTILE EXCHANGE												Code-097741		
2023/12/12 ~ 2024/06/04												2024/06/21 NYクローズ時公表値		
Report_Date	Non Commercial Positions											参考引値		
	Long	増減	増減(%)	Short	増減	増減(%)	売り越し	増減	増減(%)	売買計	増減	増減(%)	6/4(火)	6/7(金)
2024/06/04	40427	11862	41.5%	172528	-12076	-6.5%	132101	-23938	-15.3%	212955	-214	-0.1%	154.83	156.75
2024/05/28	28565	-1049	-3.5%	184604	10623	6.1%	156039	11672	8.1%	213169	9574	4.7%	157.16	157.27
2024/05/21	29614	-5689	-16.1%	173981	12496	7.7%	144367	18185	14.4%	203595	6807	3.5%	156.16	156.93
2024/05/14	35303	313	0.9%	161485	-8427	-5.0%	126182	-8740	-6.5%	196788	-8114	-4.0%	156.42	155.68
2024/05/07	34990	-5445	-13.5%	169912	-38911	-18.6%	134922	-33466	-19.9%	204902	-44356	-17.8%	154.61	155.78
2024/04/30	40435	-1991	-4.7%	208823	-13522	-6.1%	168388	-11531	-6.4%	249258	-15513	-5.9%	157.72	152.90
2024/04/23	42426	-7037	-14.2%	222345	7263	3.4%	179919	14300	8.6%	264771	226	0.1%	154.78	157.89
2024/04/16	49463	2188	4.6%	215082	5656	2.7%	165619	3468	2.1%	264545	7844	3.1%	154.67	154.61
2024/04/09	47275	-7915	-14.3%	209426	11006	5.5%	162151	18921	13.2%	256701	3091	1.2%	151.76	153.24
2024/04/02	55190	-4779	-8.0%	198420	9345	4.9%	143230	14124	10.9%	253610	4566	1.8%	151.57	151.65
2024/03/26	59969	-6305	-9.5%	189075	6789	3.7%	129106	13094	11.3%	249044	484	0.2%	151.53	151.36
2024/03/19	66274	11351	20.7%	182286	25041	15.9%	116012	13690	13.4%	248560	36392	17.2%	150.84	151.45
2024/03/12	54923	252	0.5%	157245	-16269	-9.4%	102322	-16521	-13.9%	212168	-16017	-7.0%	147.58	149.07
2024/03/05	54671	3410	6.7%	173514	-10452	-5.7%	118843	-13862	-10.4%	228185	-7042	-3.0%	150.02	147.06
2024/02/27	51261	-2601	-4.8%	183966	9326	5.3%	132705	11927	9.9%	235227	6725	2.9%	150.49	150.15
2024/02/20	53862	-4692	-8.0%	174640	4550	2.7%	120778	9242	8.3%	228502	-142	-0.1%	149.96	150.50
2024/02/13	58554	2908	5.2%	170090	30214	21.6%	111536	27306	32.4%	228644	33122	16.9%	150.65	150.24
2024/02/06	55646	10728	23.9%	139876	14503	11.6%	84230	3775	4.7%	195522	25231	14.8%	147.89	149.28
2024/01/30	44918	-7667	-14.6%	125373	2143	1.7%	80455	9810	13.9%	170291	-5524	-3.1%	147.61	148.31
2024/01/23	52585	8405	19.0%	123230	22490	22.3%	70645	14085	24.9%	175815	30895	21.3%	148.39	148.07
2024/01/16	44180	2816	6.8%	100740	3427	3.5%	56560	611	1.1%	144920	6243	4.5%	147.12	148.15
2024/01/09	41364	7779	23.2%	97313	6533	7.2%	55949	-1246	-2.2%	138677	14312	11.5%	144.43	144.90
2024/01/02	33585	-3736	-10.0%	90780	-2109	-2.3%	57195	1627	2.9%	124365	-5845	-4.5%	142.07	144.75
2023/12/26	37321	5587	17.6%	92889	-3747	-3.9%	55568	-9334	-14.4%	130210	1840	1.4%	142.40	140.97
2023/12/19	31734	3508	12.4%	96636	-12721	-11.6%	64902	-16229	-20.0%	128370	-9213	-6.7%	143.87	142.49
2023/12/12	28226			109357			81131			137583			145.44	142.25

JAPANESE YEN - CHICAGO MERCANTILE EXCHANGE FUTURES ONLY POSITIONS

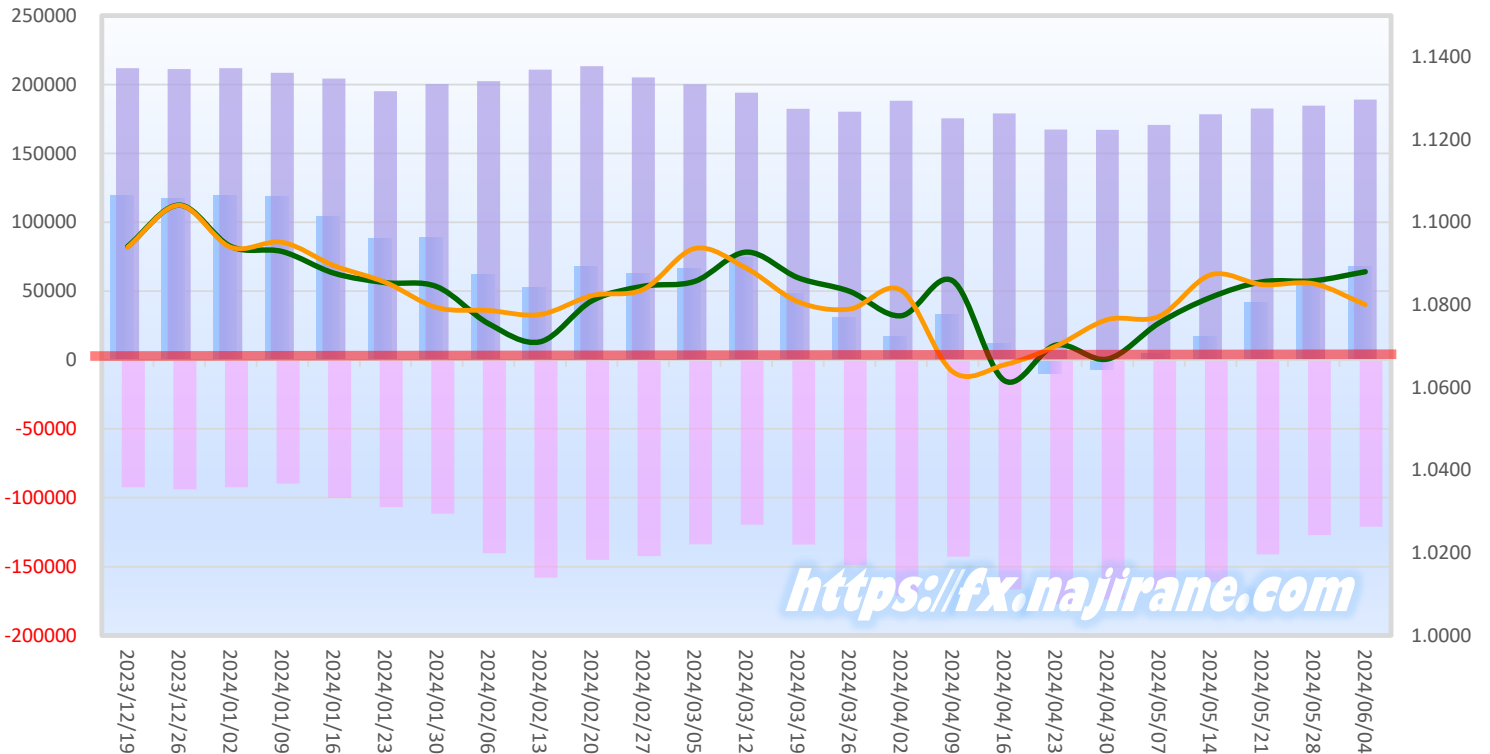
売越し Long Short 火曜終値 金曜終値



Report_Date	Non Commercial Positions										参考引け値			
	Long	増減		Short	増減		売り越し	増減		売買計	増減		6/4(火)	6/7(金)
2024/06/04	188957	4301	2.3%	121087	-5997	-4.7%	-67870	10298	17.9%	310044	-1696	-0.5%	1.0880	1.0801
2024/05/28	184656	2082	1.1%	127084	-14015	-9.9%	-57572	16097	38.8%	311740	-11933	-3.7%	1.0858	1.0851
2024/05/21	182574	4176	2.3%	141099	-20144	-12.5%	-41475	24320	141.8%	323673	-15968	-4.7%	1.0856	1.0849
2024/05/14	178398	7804	4.6%	161243	-4761	-2.9%	-17155	12565	273.7%	339641	3043	0.9%	1.0818	1.0873
2024/05/07	170594	3409	2.0%	166004	-7958	-4.6%	-4590	-11367	-167.7%	336598	-4549	-1.3%	1.0756	1.0772
2024/04/30	167185	-111	-0.1%	173962	-3323	-1.9%	6777	-3212	-32.2%	341147	-3434	-1.0%	1.0669	1.0764
2024/04/23	167296	-11616	-6.5%	177285	10597	6.4%	9989	-22213	-181.7%	344581	-1019	-0.3%	1.0703	1.0700
2024/04/16	178912	3493	2.0%	166688	23992	16.8%	-12224	-20499	-62.6%	345600	27485	8.6%	1.0617	1.0655
2024/04/09	175419	-12839	-6.8%	142696	-28768	-16.8%	-32723	15929	94.8%	318115	-41607	####	1.0858	1.0638
2024/04/02	188258	8065	4.5%	171464	22465	15.1%	-16794	-14400	-46.2%	359722	30530	9.3%	1.0774	1.0835
2024/03/26	180193	-2189	-1.2%	148999	14959	11.2%	-31194	-17148	-35.5%	329192	12770	4.0%	1.0833	1.0790
2024/03/19	182382	-11616	-6.0%	134040	14449	12.1%	-48342	-26065	-35.0%	316422	2833	0.9%	1.0866	1.0808
2024/03/12	193998	-6027	-3.0%	119591	-14123	-10.6%	-74407	8096	12.2%	313589	-20150	-6.0%	1.0928	1.0889
2024/03/05	200025	-5209	-2.5%	133714	-8666	-6.1%	-66311	3457	5.5%	333739	-13875	-4.0%	1.0857	1.0937
2024/02/27	205234	-7960	-3.7%	142380	-2798	-1.9%	-62854	-5162	-7.6%	347614	-10758	-3.0%	1.0845	1.0838
2024/02/20	213194	2346	1.1%	145178	-12832	-8.1%	-68016	15178	28.7%	358372	-10486	-2.8%	1.0810	1.0822
2024/02/13	210848	8398	4.1%	158010	17713	12.6%	-52838	-9315	-15.0%	368858	26111	7.6%	1.0711	1.0777
2024/02/06	202450	2090	1.0%	140297	28708	25.7%	-62153	-26618	-30.0%	342747	30798	9.9%	1.0755	1.0786
2024/01/30	200360	5170	2.6%	111589	4723	4.4%	-88771	447	0.5%	311949	9893	3.3%	1.0844	1.0793
2024/01/23	195190	-9104	-4.5%	106866	6664	6.7%	-88324	-15768	-15.1%	302056	-2440	-0.8%	1.0854	1.0855
2024/01/16	204294	-4179	-2.0%	100202	10606	11.8%	-104092	-14785	-12.4%	304496	6427	2.2%	1.0877	1.0895
2024/01/09	208473	-3439	-1.6%	89596	-2840	-3.1%	-118877	-599	-0.5%	298069	-6279	-2.1%	1.0929	1.0951
2024/01/02	211912	717	0.3%	92436	-1368	-1.5%	-119476	2085	1.8%	304348	-651	-0.2%	1.0941	1.0940
2023/12/26	211195	3117	1.5%	93804	318	0.3%	-117391	2799	2.4%	304999	3435	1.1%	1.1042	1.1041
2023/12/19	208078	-23759	-10.2%	93486	8976	10.6%	-114592	-32735	-22.2%	301564	-14783	-4.7%	1.0984	1.1013
2023/12/12	231837			84510			-147327			316347			1.0796	1.0895

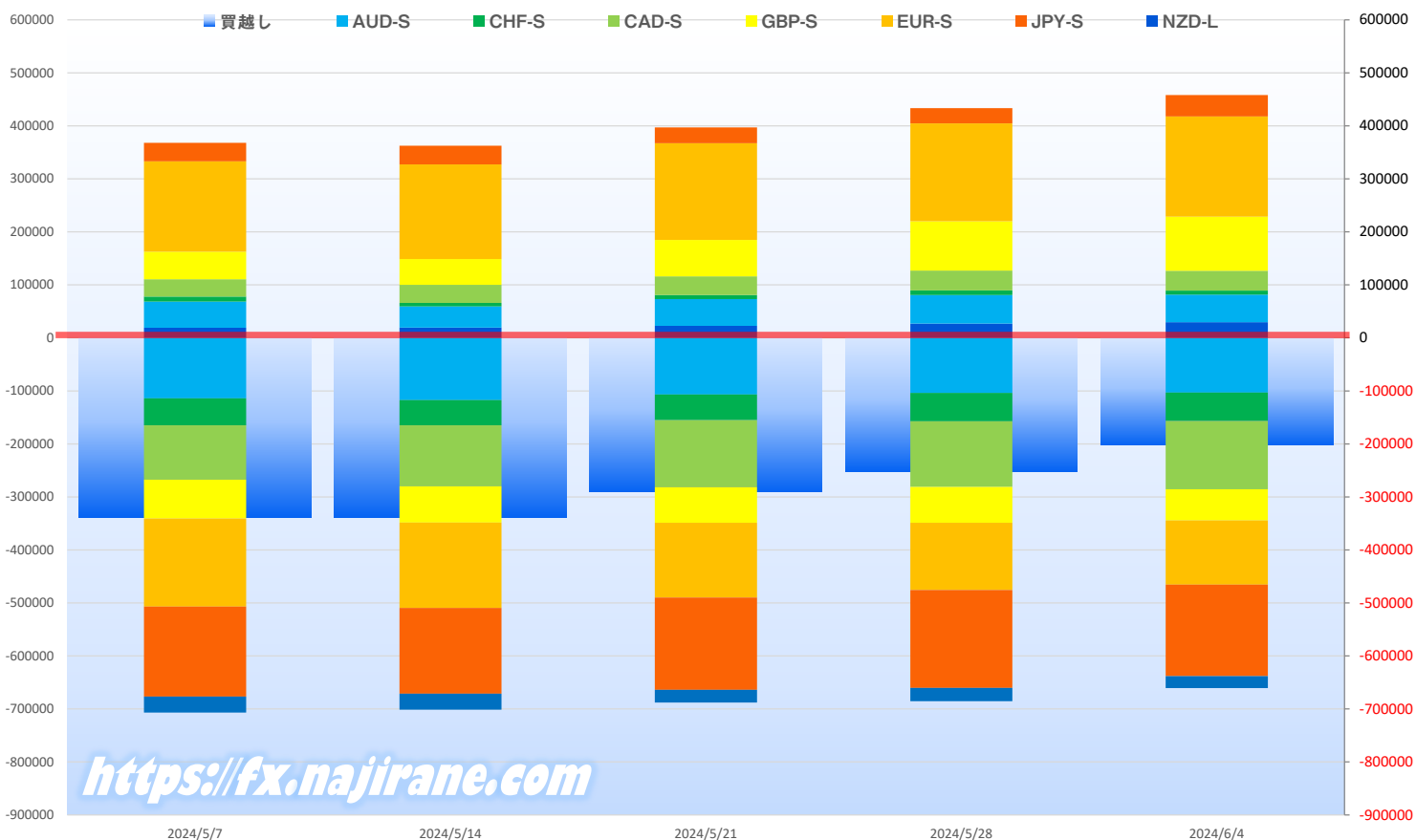
**EURO FX - CHICAGO MERCANTILE EXCHANGE
 FUTURES ONLY POSITIONS**

■ 売越し ■ Long ■ Short ■ 火曜終値 ■ 金曜終値



	2024/05/07			2024/05/14			2024/05/21			2024/05/28			2024/06/04		
	Long	Short	売り越し	Long	Short	売り越し	Long	Short	売り越し	Long	Short	売り越し	Long	Short	売り越し
JPY	34990	169912	134922	35303	161485	126182	29614	173981	144367	28565	184604	156039	40427	172528	132101
	前週比 枚数増減 (枚)			313	-8427	-8740	-5689	12496	18185	-1049	10623	11672	11862	-12076	-23938
	前週比 枚数増減 (%)			0.9%	-5.0%	-6.5%	-16.1%	7.7%	14.4%	-3.5%	6.1%	8.1%	41.5%	-6.5%	-15.3%
EUR	170594	166004	-4590	178398	161243	-17155	182574	141099	-41475	184656	127084	-57572	188957	121087	-67870
	前週比 枚数増減 (枚)			7804	-4761	12565	4176	-20144	24320	2082	-14015	16097	4301	-5997	10298
	前週比 枚数増減 (%)			4.6%	-2.9%	273.7%	2.3%	-12.5%	141.8%	1.1%	-9.9%	38.8%	2.3%	-4.7%	17.9%
GBP	51777	73590	21813	48674	68749	20075	68538	67485	-1053	93041	67639	-25402	102118	58908	-43210
	前週比 枚数増減 (枚)			-3103	-4841	-1738	19864	-1264	21128	24503	154	24349	9077	-8731	17808
	前週比 枚数増減 (%)			-6.0%	-6.6%	-8.0%	40.8%	-1.8%	105.2%	35.8%	0.2%	2312.3%	9.8%	-12.9%	70.1%
AUD	49480	113996	64516	40059	117230	77171	50536	106769	56233	53892	103808	49916	51661	102964	51303
	前週比 枚数増減 (枚)			-9421	3234	12655	10477	-10461	-20938	3356	-2961	-6317	-2231	-844	1387
	前週比 枚数増減 (%)			-19.0%	2.8%	19.6%	26.2%	-8.9%	-27.1%	6.6%	-2.8%	-11.2%	-4.1%	-0.8%	2.8%
CAD	32945	102166	69221	34286	114589	80303	35399	126223	90824	37299	123884	86585	37360	128999	91639
	前週比 枚数増減 (枚)			1341	12423	11082	1113	11634	10521	1900	-2339	-4239	61	5115	5054
	前週比 枚数増減 (%)			4.1%	12.2%	16.0%	3.2%	10.2%	13.1%	5.4%	-1.9%	-4.7%	0.2%	4.1%	5.8%
CHF	9237	51024	41787	6646	47753	41107	7688	48333	40645	8943	53309	44366	7751	53514	45763
	前週比 枚数増減 (枚)			-2591	-3271	-680	1042	580	-462	1255	4976	3721	-1192	205	1397
	前週比 枚数増減 (%)			-28.1%	-6.4%	-1.6%	15.7%	1.2%	-1.1%	16.3%	10.3%	9.2%	-13.3%	0.4%	3.1%
NZD	19060	30251	11191	19284	30484	11200	22599	23969	1370	26916	24870	-2046	29791	22586	-7205
	前週比 枚数増減 (枚)			224	233	9	3315	-6515	-9830	4317	901	3416	2875	-2284	5159
	前週比 枚数増減 (%)			1.2%	0.8%	0.1%	17.2%	-21.4%	-87.8%	19.1%	3.8%	249.3%	10.7%	-9.2%	252.2%
MXN	137564	25252	-112312	144307	31346	-112961	153206	35314	-117892	151468	30549	-120919	153943	29272	-124671
	前週比 枚数増減 (枚)			6743	6094	649	8899	3968	4931	-1738	-4765	3027	2475	-1277	3752
	前週比 枚数増減 (%)			4.9%	24.1%	0.6%	6.2%	12.7%	4.4%	-1.1%	-13.5%	2.6%	1.6%	-4.2%	3.1%
Total All 8	505647	732195	226548	506957	732879	225922	550154	723173	173019	584780	715747	130967	612008	689858	77850
	前週比 枚数増減 (枚)			1310	684	-626	43197	-9706	-52903	34626	-7426	-42052	27228	-25889	-53117
	前週比 枚数増減 (%)			0.3%	0.1%	-0.3%	8.5%	-1.3%	-23.4%	6.3%	-1.0%	-24.3%	4.7%	-3.6%	-40.6%
Total 7 (MXN除く)	368083	706943	338860	362650	701533	338883	396948	687859	290911	433312	685198	251886	458065	660586	202521
	前週比 枚数増減 (枚)			-5433	-5410	23	34298	-13674	-47972	36364	-2661	-39025	24753	-24612	-49365
	前週比 枚数増減 (%)			-1.5%	-0.8%	0.0%	9.5%	-1.9%	-14.2%	9.2%	-0.4%	-13.4%	5.7%	-3.6%	-19.6%

直近5週 CFTC IMM主要7通貨の売買構成

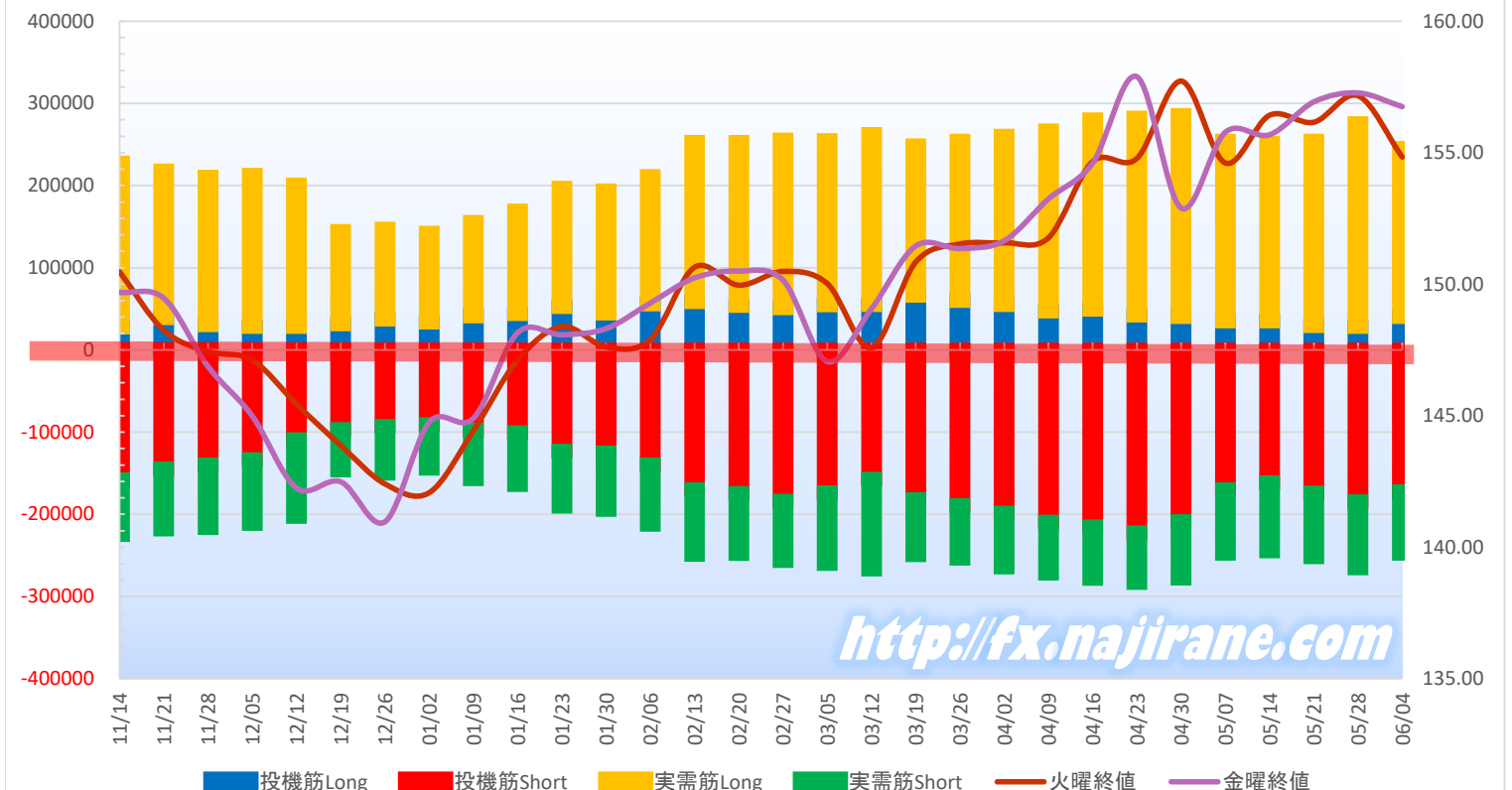


JAPANESE YEN - CHICAGO MERCANTILE EXCHANGE
FUTURES ONLY POSITIONS

Code-097741
2024/06/21 公表値

Date	投機筋集計				実需筋集計				投機筋+実需筋合計				ドル円終値	
	円買い	円売り	売り越し	売買計	円買い	円売り	売り越し	売買計	円買い	円売り	売り越し	売買計	火曜締め	金曜締め
2024/06/04	40427	172528	132101	212955	204830	74935	-129895	279765	245257	247463	2206	492720	154.83	156.75
2024/05/28	28565	184604	156039	213169	246911	80789	-166122	327700	275476	265393	-10083	540869	157.16	157.27
2024/05/21	29614	173981	144367	203595	224424	77907	-146517	302331	254038	251888	-2150	505926	156.16	156.93
2024/05/14	35303	161485	126182	196788	216442	83148	-133294	299590	251745	244633	-7112	496378	156.42	155.68
2024/05/07	34990	169912	134922	204902	219305	77532	-141773	296837	254295	247444	-6851	501739	154.61	155.78
2024/04/30	40435	208823	168388	249258	244920	68798	-176122	313718	285355	277621	-7734	562976	157.72	152.90
2024/04/23	42426	222345	179919	264771	239847	60703	-179144	300550	282273	283048	775	565321	154.78	157.89
2024/04/16	49463	215082	165619	264545	230642	62900	-167742	293542	280105	277982	-2123	558087	154.67	154.61
2024/04/09	47275	209426	162151	256701	219256	62314	-156942	281570	266531	271740	5209	538271	151.76	153.24
2024/04/02	55190	198420	143230	253610	205195	65701	-139494	270896	260385	264121	3736	524506	151.57	151.65
2024/03/26	59969	189075	129106	249044	194045	64457	-129588	258502	254014	253532	-482	507546	151.53	151.36
2024/03/19	66274	182286	116012	248560	182299	67180	-115119	249479	248573	249466	893	498039	150.84	151.45
2024/03/12	54923	157245	102322	212168	207478	109601	-97877	317079	262401	266846	4445	529247	147.58	149.07
2024/03/05	54671	173514	118843	228185	200129	86604	-113525	286733	254800	260118	5318	514918	150.02	147.06
2024/02/27	51261	183966	132705	235227	204425	72443	-131982	276868	255686	256409	723	512095	150.49	150.15
2024/02/20	53862	174640	120778	228502	199061	73207	-125854	272268	252923	247847	-5076	500770	149.96	150.50
2024/02/13	58554	170090	111536	228644	194067	78895	-115172	272962	252621	248985	-3636	501606	150.65	150.24
2024/02/06	55646	139876	84230	195522	155571	72588	-82983	228159	211217	212464	1247	423681	147.89	149.28
2024/01/30	44918	125373	80455	170291	148972	68838	-80134	217810	193890	194211	321	388101	147.61	148.31
2024/01/23	52585	123230	70645	175815	144222	67230	-76992	211452	196807	190460	-6347	387267	148.39	148.07
2024/01/16	44180	100740	56560	144920	125048	63324	-61724	188372	169228	164064	-5164	333292	147.12	148.15
2024/01/09	41364	97313	55949	138677	113876	59685	-54191	173561	155240	156998	1758	312238	144.43	144.90
2024/01/02	33585	90780	57195	124365	108605	53116	-55489	161721	142190	143896	1706	286086	142.07	144.75
2023/12/26	37321	92889	55568	130210	110013	57354	-52659	167367	147334	150243	2909	297577	142.40	140.97
2023/12/19	31734	96636	64902	128370	112422	49729	-62693	162151	144156	146365	2209	290521	143.87	142.49
2023/12/12	28226	109357	81131	137583	172756	93229	-79527	265985	200982	202586	1604	403568	145.44	142.25
2023/12/05	28266	133222	104956	161488	184156	77938	-106218	262094	212422	211160	-1262	423582	147.12	144.99
2023/11/28	30461	139698	109237	170159	180134	76442	-103692	256576	210595	216140	5545	426735	147.44	146.87
2023/11/21	39236	144690	105454	183926	178832	73404	-105428	252236	218068	218094	26	436162	148.25	149.47
2023/11/14	27772	158021	130249	185793	199890	66618	-133272	266508	227662	224639	-3023	452301	150.47	149.69

JAPANESE YEN - CHICAGO MERCANTILE EXCHANGE
FUTURES ONLY POSITIONS Cord-097741

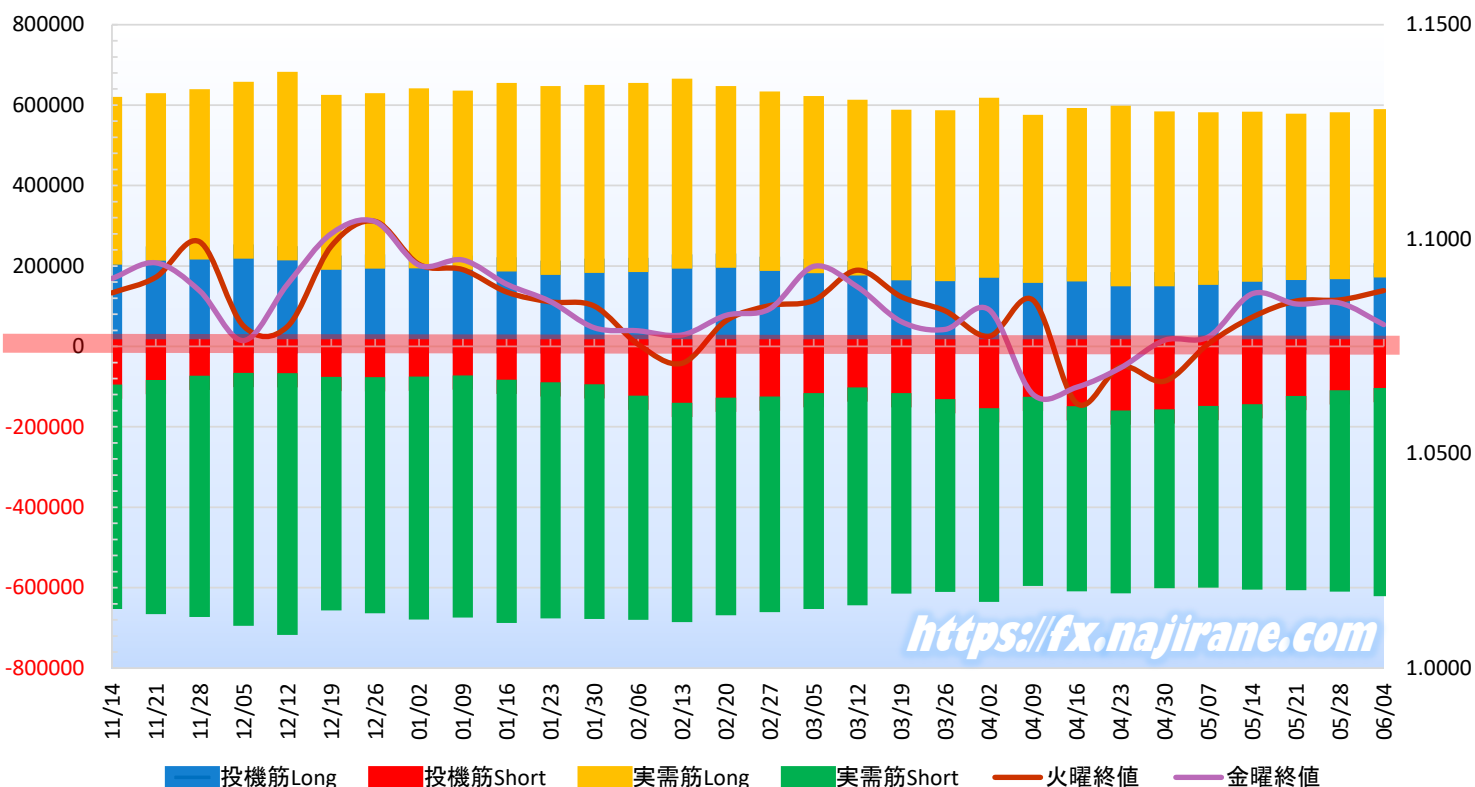


**EURO FX - CHICAGO MERCANTILE EXCHANGE
FUTURES ONLY POSITIONS**

**Code-099741
2024/06/21 公表値**

Date	投機筋集計				実需筋集計				投機筋+実需筋合計				ユーロドル終値	
	EUR買い	EUR売り	売り越し	売買計	EUR買い	EUR売り	売り越し	売買計	EUR買い	EUR売り	売り越し	売買計	火曜締め	金曜締め
2024/06/04	188957	121087	-67870	310044	383423	482209	98786	865632	572380	603296	30916	1175676	1.0880	1.0801
2024/05/28	184656	127084	-57572	311740	380224	464876	84652	845100	564880	591960	27080	1156840	1.0858	1.0851
2024/05/21	182574	141099	-41475	323673	378118	447571	69453	825689	560692	588670	27978	1149362	1.0856	1.0849
2024/05/14	178398	161243	-17155	339641	387812	426094	38282	813906	566210	587337	21127	1153547	1.0818	1.0873
2024/05/07	170594	166004	-4590	336598	393845	416124	22279	809969	564439	582128	17689	1146567	1.0756	1.0772
2024/04/30	167185	173962	6777	341147	399163	409900	10737	809063	566348	583862	17514	1150210	1.0669	1.0764
2024/04/23	167296	177285	9989	344581	413769	419034	5265	832803	581065	596319	15254	1177384	1.0703	1.0700
2024/04/16	178912	166688	-12224	345600	395979	424633	28654	820612	574891	591321	16430	1166212	1.0617	1.0655
2024/04/09	175419	142696	-32723	318115	383114	435146	52032	818260	558533	577842	19309	1136375	1.0858	1.0638
2024/04/02	188258	171464	-16794	359722	412480	445912	33432	858392	600738	617376	16638	1218114	1.0774	1.0835
2024/03/26	180193	148999	-31194	329192	389331	443503	54172	832834	569524	592502	22978	1162026	1.0833	1.0790
2024/03/19	182382	134040	-48342	316422	388839	462969	74130	851808	571221	597009	25788	1168230	1.0866	1.0808
2024/03/12	193998	119591	-74407	313589	402081	506685	104604	908766	596079	626276	30197	1222355	1.0928	1.0889
2024/03/05	200025	133714	-66311	333739	404771	501537	96766	906308	604796	635251	30455	1240047	1.0857	1.0937
2024/02/27	205234	142380	-62854	347614	411117	501018	89901	912135	616351	643398	27047	1259749	1.0845	1.0838
2024/02/20	213194	145178	-68016	358372	416183	505634	89451	921817	629377	650812	21435	1280189	1.0810	1.0822
2024/02/13	210848	158010	-52838	368858	437266	509530	72264	946796	648114	667540	19426	1315654	1.0711	1.0777
2024/02/06	202450	140297	-62153	342747	434993	521879	86886	956872	637443	662176	24733	1299619	1.0755	1.0786
2024/01/30	200360	111589	-88771	311949	432311	548317	116006	980628	632671	659906	27235	1292577	1.0844	1.0793
2024/01/23	195190	106866	-88324	302056	434578	551975	117397	986553	629768	658841	29073	1288609	1.0854	1.0855
2024/01/16	204294	100202	-104092	304496	433577	570090	136513	1003667	637871	670292	32421	1308163	1.0877	1.0895
2024/01/09	208473	89596	-118877	298069	409738	566625	156887	976363	618211	656221	38010	1274432	1.0929	1.0951
2024/01/02	211912	92436	-119476	304348	411907	569293	157386	981200	623819	661729	37910	1285548	1.0941	1.0940
2023/12/26	211195	93804	-117391	304999	400897	552083	151186	952980	612092	645887	33795	1257979	1.1042	1.1041
2023/12/19	208078	93486	-114592	301564	399732	545354	145622	945086	607810	638840	31030	1246650	1.0984	1.1013
2023/12/12	231837	84510	-147327	316347	433209	615566	182357	1048775	665046	700076	35030	1365122	1.0796	1.0895
2023/12/05	235684	83324	-152360	319008	404550	593479	188929	998029	640234	676803	36569	1317037	1.0798	1.0764
2023/11/28	233454	90289	-143165	323743	388784	565099	176315	953883	622238	655388	33150	1277626	1.0994	1.0880
2023/11/21	231095	101441	-129654	332536	380815	546633	165818	927448	611910	648074	36164	1259984	1.0911	1.0945
2023/11/14	221190	112283	-108907	333473	381765	522752	140987	904517	602955	635035	32080	1237990	1.0875	1.0908

**EURO FX - CHICAGO MERCANTILE EXCHANGE
FUTURES ONLY POSITIONS Code-099741**



IMM扱い8通貨/ダウ/日経/金/オイル/主要クロス円の過去5日及び過去5週の4本値

AUDUSD					CADUSD					CHFUSD				
Date	Open	High	Low	Close	Date	Open	High	Low	Close	Date	Open	High	Low	Close
2024/06/07	0.6669	0.6681	0.6581	0.6581	2024/06/07	0.7317	0.7319	0.7268	0.7268	2024/06/07	1.1244	1.1259	1.1145	1.1151
2024/06/06	0.6650	0.6683	0.6634	0.6669	2024/06/06	0.7303	0.7318	0.7294	0.7316	2024/06/06	1.1192	1.1246	1.1192	1.1240
2024/06/05	0.6649	0.6664	0.6626	0.6649	2024/06/05	0.7311	0.7317	0.7277	0.7303	2024/06/05	1.1235	1.1239	1.1175	1.1191
2024/06/04	0.6688	0.6699	0.6631	0.6649	2024/06/04	0.7337	0.7342	0.7300	0.7310	2024/06/04	1.1162	1.1255	1.1146	1.1232
2024/06/03	0.6653	0.6695	0.6633	0.6688	2024/06/03	0.7337	0.7351	0.7316	0.7337	2024/06/03	1.1081	1.1172	1.1067	1.1163

CNYUSD					EURUSD					GBPUSD				
Date	Open	High	Low	Close	Date	Open	High	Low	Close	Date	Open	High	Low	Close
2024/06/07	0.1377	0.1380	0.1377	0.1379	2024/06/07	1.0891	1.0902	1.0800	1.0801	2024/06/07	1.2792	1.2812	1.2716	1.2721
2024/06/06	0.1378	0.1379	0.1377	0.1377	2024/06/06	1.0871	1.0902	1.0863	1.0890	2024/06/06	1.2787	1.2809	1.2765	1.2792
2024/06/05	0.1379	0.1380	0.1378	0.1379	2024/06/05	1.0880	1.0890	1.0855	1.0871	2024/06/05	1.2771	1.2795	1.2756	1.2786
2024/06/04	0.1379	0.1380	0.1378	0.1379	2024/06/04	1.0903	1.0916	1.0860	1.0880	2024/06/04	1.2805	1.2817	1.2744	1.2772
2024/06/03	0.1377	0.1378	0.1377	0.1377	2024/06/03	1.0848	1.0905	1.0828	1.0904	2024/06/03	1.2740	1.2809	1.2695	1.2806

JPYUSD					MXNUSD					NZDUSD				
Date	Open	High	Low	Close	Date	Open	High	Low	Close	Date	Open	High	Low	Close
2024/06/07	0.0064	0.0064	0.0064	0.0064	2024/06/07	0.0557	0.0562	0.0542	0.0545	2024/06/07	0.6200	0.6203	0.6105	0.6105
2024/06/06	0.0064	0.0064	0.0064	0.0064	2024/06/06	0.0571	0.0573	0.0555	0.0556	2024/06/06	0.6193	0.6215	0.6174	0.6199
2024/06/05	0.0065	0.0065	0.0064	0.0064	2024/06/05	0.0560	0.0572	0.0560	0.0571	2024/06/05	0.6179	0.6198	0.6171	0.6193
2024/06/04	0.0064	0.0065	0.0064	0.0065	2024/06/04	0.0565	0.0570	0.0550	0.0561	2024/06/04	0.6192	0.6198	0.6156	0.6178
2024/06/03	0.0064	0.0064	0.0064	0.0064	2024/06/03	0.0589	0.0591	0.0563	0.0565	2024/06/03	0.6141	0.6193	0.6134	0.6191

Nikkei 225 -Japan (NIX)					(ドル建て終値)		出来高	
Date	Open	High	Low	Close				
2024/06/07	38597.55	38747.27	38560.85	38683.93	246.79	0	1459965100	
2024/06/06	38841.66	39011.93	38693.50	38703.51	248.72	1189157000	1777125600	
2024/06/05	38654.09	38656.41	38343.98	38490.17	246.64	1193704000	1841860900	
2024/06/04	38702.54	38895.06	38591.79	38837.46	250.83	1178686600	1859363500	
2024/06/03	38734.95	39032.50	38734.95	38923.03	249.33	1158550100	1816447200	
週4本値	38734.95	39032.50	38343.98	38683.93	246.79	(N225銘柄計)	(東証一部全体計)	

XAUUSD					
Date	Open	High	Low	Close	
2024/06/07	2376.43	2387.77	2287.77	2287.92	
2024/06/06	2356.80	2378.47	2353.66	2376.14	
2024/06/05	2326.96	2357.40	2326.00	2355.34	
2024/06/04	2351.49	2352.63	2316.09	2327.03	
2024/06/03	2328.15	2354.75	2314.85	2350.74	
週4本値	2328.15	2387.77	2287.77	2287.92	

Dow Jones Industrial - USA (DJIA)					
Date	Open	High	Low	Close	出来高
2024/06/07	38861.24	39105.23	38751.85	38798.99	265850000
2024/06/06	38825.40	39004.16	38735.99	38886.17	269000000
2024/06/05	38774.82	38844.32	38548.77	38807.33	310970000
2024/06/04	38518.86	38786.62	38397.82	38711.29	304450000
2024/06/03	38709.99	38735.61	38247.22	38571.03	314010000
週4本値	38709.99	39105.23	38247.22	38798.99	

Historical Data by

 Arrangement by
<https://fx.najirane.com>

Crude Light Oil						
Date	Open	High	Low	Close	出来高	
2024/06/07	75.67	76.25	75.21	75.53	291082	
2024/06/06	74.30	75.79	74.06	75.55	291082	
2024/06/05	72.90	74.33	72.82	74.07	307701	
2024/06/04	74.02	74.13	72.48	73.25	408721	
2024/06/03	76.97	77.52	73.98	74.22	443271	
週4本値	76.97	77.52	72.48	75.53		

USDJPY					EURJPY					GBPJPY				
日付	始値	高値	安値	終値	日付	始値	高値	安値	終値	日付	始値	高値	安値	終値
2024/06/07	155.61	157.07	155.12	156.75	2024/06/07	169.47	169.96	168.94	169.30	2024/06/07	199.05	199.82	198.40	199.40
2024/06/06	156.05	156.44	155.39	155.61	2024/06/06	169.64	170.28	169.25	169.46	2024/06/06	199.54	199.94	198.84	199.06
2024/06/05	154.81	156.47	154.80	156.06	2024/06/05	168.43	170.01	168.40	169.65	2024/06/05	197.71	199.75	197.68	199.54
2024/06/04	156.11	156.49	154.55	154.83	2024/06/04	170.21	170.73	168.07	168.46	2024/06/04	199.91	200.42	197.22	197.76
2024/06/03	157.24	157.47	155.95	156.11	2024/06/03	170.56	170.89	169.72	170.22	2024/06/03	200.31	200.65	199.23	199.92

USDJPY Weekly					EURJPY Weekly					GBPJPY Weekly				
日付	始値	高値	安値	終値	日付	始値	高値	安値	終値	日付	始値	高値	安値	終値
2024/06/07	157.24	157.47	154.55	156.75	2024/06/07	170.56	170.89	168.07	169.30	2024/06/07	200.31	200.65	197.22	199.40
2024/05/31	156.89	157.71	156.38	157.27	2024/05/31	170.21	171.54	169.07	170.66	2024/05/31	199.93	200.74	198.76	200.43
2024/05/24	155.63	157.19	155.50	156.89	2024/05/24	169.16	170.50	169.07	170.26	2024/05/24	198.52	200.43	197.39	199.93
2024/05/17	155.70	156.74	153.61	156.22	2024/05/17	167.73	169.79	167.34	169.27	2024/05/17	196.19	198.65	194.85	197.82
2024/05/10	152.85	156.25	137.27	156.22	2024/05/10	164.52	168.66	164.50	167.81	2024/05/10	193.34	196.28	191.79	195.15

先週のIMM取り扱い対ドル8通貨チャート

※ 赤点線は週最高値/青天線は週最低値、BB中心線はSMA21

2024/06/03 ~ 2024/06/07

Chart by OANDA Japan MetaTrader4

