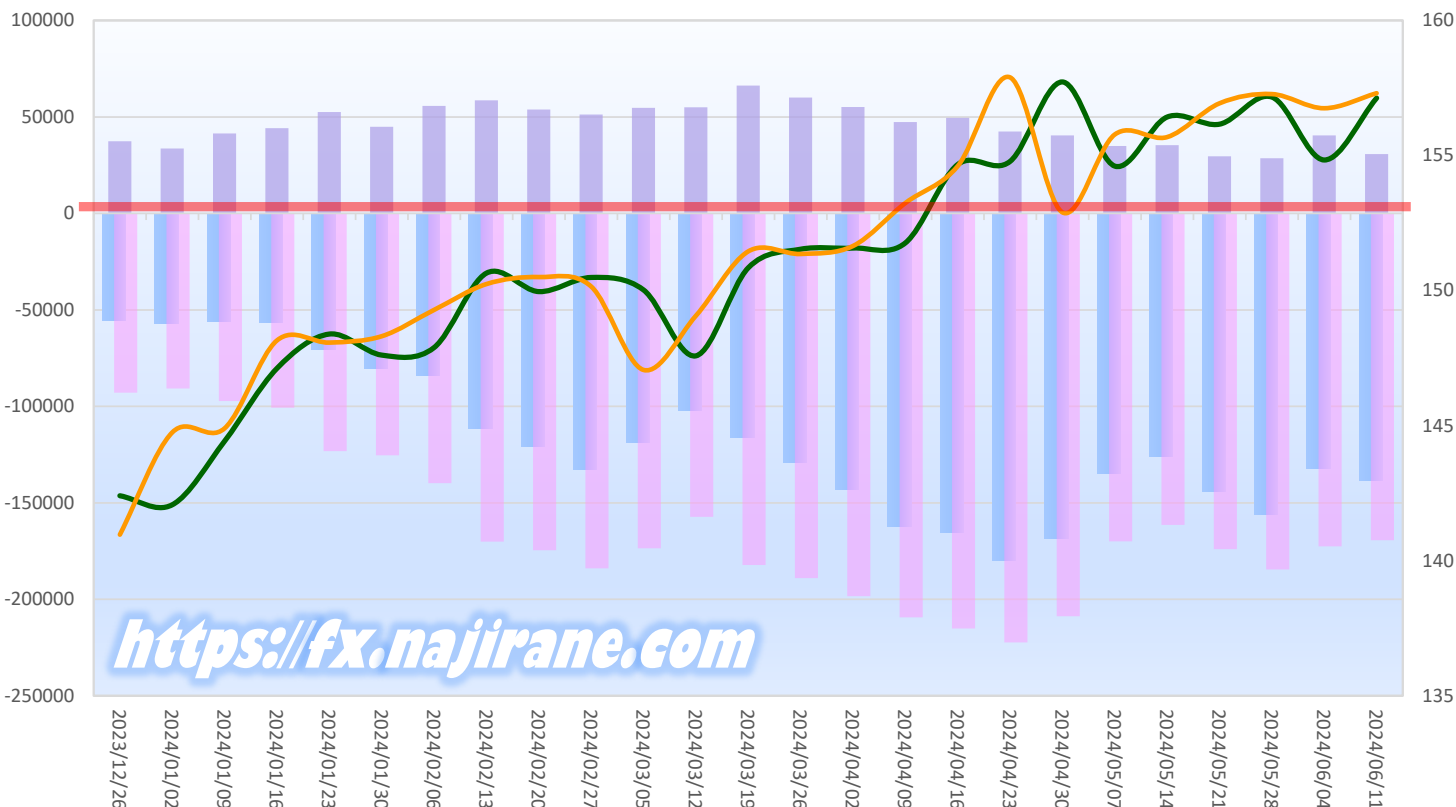


JAPANESE YEN - CHICAGO MERCANTILE EXCHANGE												Code-097741		
2023/12/19 ~ 2024/06/11												2024/06/28 NYクローズ時公表値		
Report_Date	Non Commercial Positions											参考引け値		
	Long	増減	増減(%)	Short	増減	増減(%)	売り越し	増減	増減(%)	売買計	増減	増減(%)	6/11(火)	6/14(金)
2024/06/11	30763	-9664	-23.9%	169342	-3186	-1.8%	138579	6478	4.9%	200105	-12850	-6.0%	157.13	157.31
2024/06/04	40427	11862	41.5%	172528	-12076	-6.5%	132101	-23938	-15.3%	212955	-214	-0.1%	154.83	156.75
2024/05/28	28565	-1049	-3.5%	184604	10623	6.1%	156039	11672	8.1%	213169	9574	4.7%	157.16	157.27
2024/05/21	29614	-5689	-16.1%	173981	12496	7.7%	144367	18185	14.4%	203595	6807	3.5%	156.16	156.93
2024/05/14	35303	313	0.9%	161485	-8427	-5.0%	126182	-8740	-6.5%	196788	-8114	-4.0%	156.42	155.68
2024/05/07	34990	-5445	-13.5%	169912	-38911	-18.6%	134922	-33466	-19.9%	204902	-44356	-17.8%	154.61	155.78
2024/04/30	40435	-1991	-4.7%	208823	-13522	-6.1%	168388	-11531	-6.4%	249258	-15513	-5.9%	157.72	152.90
2024/04/23	42426	-7037	-14.2%	222345	7263	3.4%	179919	14300	8.6%	264771	226	0.1%	154.78	157.89
2024/04/16	49463	2188	4.6%	215082	5656	2.7%	165619	3468	2.1%	264545	7844	3.1%	154.67	154.61
2024/04/09	47275	-7915	-14.3%	209426	11006	5.5%	162151	18921	13.2%	256701	3091	1.2%	151.76	153.24
2024/04/02	55190	-4779	-8.0%	198420	9345	4.9%	143230	14124	10.9%	253610	4566	1.8%	151.57	151.65
2024/03/26	59969	-6305	-9.5%	189075	6789	3.7%	129106	13094	11.3%	249044	484	0.2%	151.53	151.36
2024/03/19	66274	11351	20.7%	182286	25041	15.9%	116012	13690	13.4%	248560	36392	17.2%	150.84	151.45
2024/03/12	54923	252	0.5%	157245	-16269	-9.4%	102322	-16521	-13.9%	212168	-16017	-7.0%	147.58	149.07
2024/03/05	54671	3410	6.7%	173514	-10452	-5.7%	118843	-13862	-10.4%	228185	-7042	-3.0%	150.02	147.06
2024/02/27	51261	-2601	-4.8%	183966	9326	5.3%	132705	11927	9.9%	235227	6725	2.9%	150.49	150.15
2024/02/20	53862	-4692	-8.0%	174640	4550	2.7%	120778	9242	8.3%	228502	-142	-0.1%	149.96	150.50
2024/02/13	58554	2908	5.2%	170090	30214	21.6%	111536	27306	32.4%	228644	33122	16.9%	150.65	150.24
2024/02/06	55646	10728	23.9%	139876	14503	11.6%	84230	3775	4.7%	195522	25231	14.8%	147.89	149.28
2024/01/30	44918	-7667	-14.6%	125373	2143	1.7%	80455	9810	13.9%	170291	-5524	-3.1%	147.61	148.31
2024/01/23	52585	8405	19.0%	123230	22490	22.3%	70645	14085	24.9%	175815	30895	21.3%	148.39	148.07
2024/01/16	44180	2816	6.8%	100740	3427	3.5%	56560	611	1.1%	144920	6243	4.5%	147.12	148.15
2024/01/09	41364	7779	23.2%	97313	6533	7.2%	55949	-1246	-2.2%	138677	14312	11.5%	144.43	144.90
2024/01/02	33585	-3736	-10.0%	90780	-2109	-2.3%	57195	1627	2.9%	124365	-5845	-4.5%	142.07	144.75
2023/12/26	37321	5587	17.6%	92889	-3747	-3.9%	55568	-9334	-14.4%	130210	1840	1.4%	142.40	140.97
2023/12/19	31734			96636			64902			128370			143.87	142.49

JAPANESE YEN - CHICAGO MERCANTILE EXCHANGE FUTURES ONLY POSITIONS

売越し Long Short 火曜終値 金曜終値

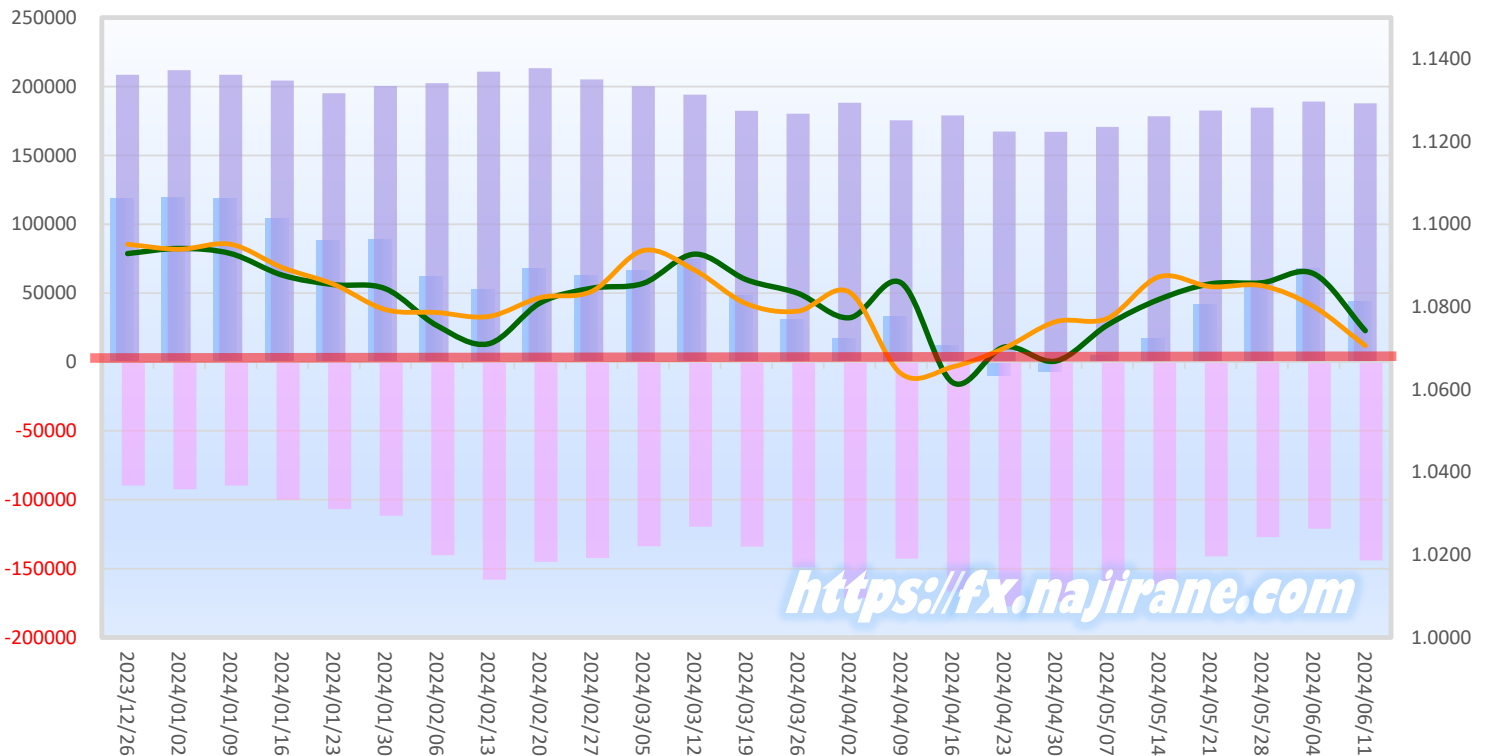


EURO FX - CHICAGO MERCANTILE EXCHANGE Code-099741
 2023/12/19 ~ 2024/06/11 2024/06/28 NYクローズ時公表値

Report_Date	Non Commercial Positions										参考引け値			
	Long	増減		Short	増減		売り越し	増減		売買計	増減		6/11(火)	6/14(金)
2024/06/11	187697	-1260	-0.7%	144053	22966	19.0%	-43644	-24226	-35.7%	331750	21706	7.0%	1.0742	1.0706
2024/06/04	188957	4301	2.3%	121087	-5997	-4.7%	-67870	10298	17.9%	310044	-1696	-0.5%	1.0880	1.0801
2024/05/28	184656	2082	1.1%	127084	-14015	-9.9%	-57572	16097	38.8%	311740	-11933	-3.7%	1.0858	1.0851
2024/05/21	182574	4176	2.3%	141099	-20144	-12.5%	-41475	24320	141.8%	323673	-15968	-4.7%	1.0856	1.0849
2024/05/14	178398	7804	4.6%	161243	-4761	-2.9%	-17155	12565	273.7%	339641	3043	0.9%	1.0818	1.0873
2024/05/07	170594	3409	2.0%	166004	-7958	-4.6%	-4590	-11367	-167.7%	336598	-4549	-1.3%	1.0756	1.0772
2024/04/30	167185	-111	-0.1%	173962	-3323	-1.9%	6777	-3212	-32.2%	341147	-3434	-1.0%	1.0669	1.0764
2024/04/23	167296	-11616	-6.5%	177285	10597	6.4%	9989	-22213	-181.7%	344581	-1019	-0.3%	1.0703	1.0700
2024/04/16	178912	3493	2.0%	166688	23992	16.8%	-12224	-20499	-62.6%	345600	27485	8.6%	1.0617	1.0655
2024/04/09	175419	-12839	-6.8%	142696	-28768	-16.8%	-32723	15929	94.8%	318115	-41607	####	1.0858	1.0638
2024/04/02	188258	8065	4.5%	171464	22465	15.1%	-16794	-14400	-46.2%	359722	30530	9.3%	1.0774	1.0835
2024/03/26	180193	-2189	-1.2%	148999	14959	11.2%	-31194	-17148	-35.5%	329192	12770	4.0%	1.0833	1.0790
2024/03/19	182382	-11616	-6.0%	134040	14449	12.1%	-48342	-26065	-35.0%	316422	2833	0.9%	1.0866	1.0808
2024/03/12	193998	-6027	-3.0%	119591	-14123	-10.6%	-74407	8096	12.2%	313589	-20150	-6.0%	1.0928	1.0889
2024/03/05	200025	-5209	-2.5%	133714	-8666	-6.1%	-66311	3457	5.5%	333739	-13875	-4.0%	1.0857	1.0937
2024/02/27	205234	-7960	-3.7%	142380	-2798	-1.9%	-62854	-5162	-7.6%	347614	-10758	-3.0%	1.0845	1.0838
2024/02/20	213194	2346	1.1%	145178	-12832	-8.1%	-68016	15178	28.7%	358372	-10486	-2.8%	1.0810	1.0822
2024/02/13	210848	8398	4.1%	158010	17713	12.6%	-52838	-9315	-15.0%	368858	26111	7.6%	1.0711	1.0777
2024/02/06	202450	2090	1.0%	140297	28708	25.7%	-62153	-26618	-30.0%	342747	30798	9.9%	1.0755	1.0786
2024/01/30	200360	5170	2.6%	111589	4723	4.4%	-88771	447	0.5%	311949	9893	3.3%	1.0844	1.0793
2024/01/23	195190	-9104	-4.5%	106866	6664	6.7%	-88324	-15768	-15.1%	302056	-2440	-0.8%	1.0854	1.0855
2024/01/16	204294	-4179	-2.0%	100202	10606	11.8%	-104092	-14785	-12.4%	304496	6427	2.2%	1.0877	1.0895
2024/01/09	208473	-3439	-1.6%	89596	-2840	-3.1%	-118877	-599	-0.5%	298069	-6279	-2.1%	1.0929	1.0951
2024/01/02	211912	717	0.3%	92436	-1368	-1.5%	-119476	2085	1.8%	304348	-651	-0.2%	1.0941	1.0940
2023/12/26	211195	3117	1.5%	93804	318	0.3%	-117391	2799	2.4%	304999	3435	1.1%	1.1042	1.1041
2023/12/19	208078			93486			-114592			301564			1.0984	1.1013

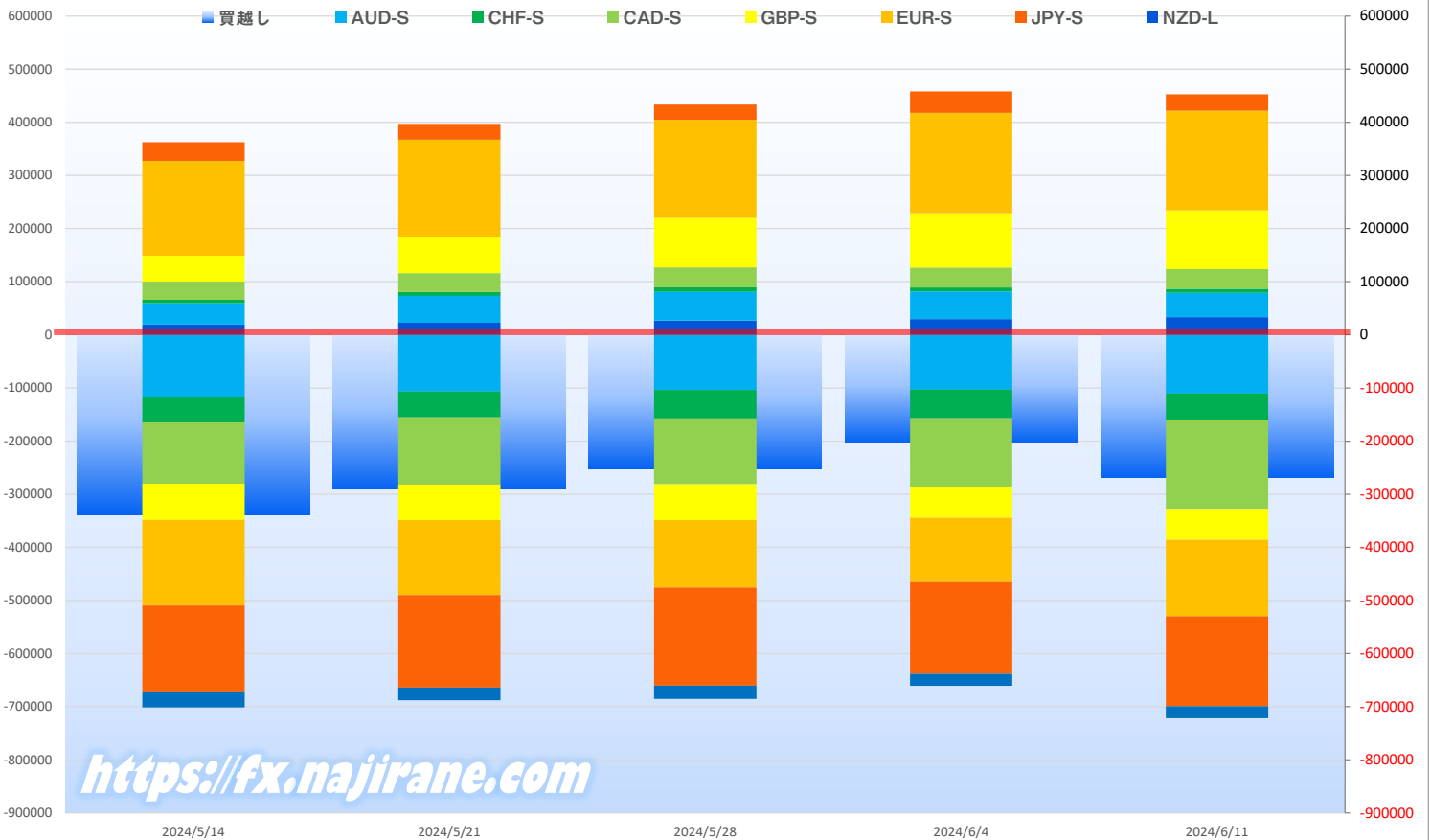
EURO FX - CHICAGO MERCANTILE EXCHANGE
FUTURES ONLY POSITIONS

■ 売越し ■ Long ■ Short ■ 火曜終値 ■ 金曜終値



	2024/05/14			2024/05/21			2024/05/28			2024/06/04			2024/06/11		
	Long	Short	売り越し	Long	Short	売り越し	Long	Short	売り越し	Long	Short	売り越し	Long	Short	売り越し
JPY	35303	161485	126182	29614	173981	144367	28565	184604	156039	40427	172528	132101	30763	169342	138579
	前週比 枚数増減 (枚)			-5689	12496	18185	-1049	10623	11672	11862	-12076	-23938	-9664	-3186	6478
	前週比 枚数増減 (%)			-16.1%	7.7%	14.4%	-3.5%	6.1%	8.1%	41.5%	-6.5%	-15.3%	-23.9%	-1.8%	4.9%
EUR	178398	161243	-17155	182574	141099	-41475	184656	127084	-57572	188957	121087	-67870	187697	144053	-43644
	前週比 枚数増減 (枚)			4176	-20144	24320	2082	-14015	16097	4301	-5997	10298	-1260	22966	-24226
	前週比 枚数増減 (%)			2.3%	-12.5%	141.8%	1.1%	-9.9%	38.8%	2.3%	-4.7%	17.9%	-0.7%	19.0%	-35.7%
GBP	48674	68749	20075	68538	67485	-1053	93041	67639	-25402	102118	58908	-43210	110300	58179	-52121
	前週比 枚数増減 (枚)			19864	-1264	21128	24503	154	24349	9077	-8731	17808	8182	-729	8911
	前週比 枚数増減 (%)			40.8%	-1.8%	105.2%	35.8%	0.2%	2312.3%	9.8%	-12.9%	70.1%	8.0%	-1.2%	20.6%
AUD	40059	117230	77171	50536	106769	56233	53892	103808	49916	51661	102964	51303	45540	110325	64785
	前週比 枚数増減 (枚)			10477	-10461	-20938	3356	-2961	-6317	-2231	-844	1387	-6121	7361	13482
	前週比 枚数増減 (%)			26.2%	-8.9%	-27.1%	6.6%	-2.8%	-11.2%	-4.1%	-0.8%	2.8%	-11.8%	7.1%	26.3%
CAD	34286	114589	80303	35399	126223	90824	37299	123884	86585	37360	128999	91639	37310	166803	129493
	前週比 枚数増減 (枚)			1113	11634	10521	1900	-2339	-4239	61	5115	5054	-50	37804	37854
	前週比 枚数増減 (%)			3.2%	10.2%	13.1%	5.4%	-1.9%	-4.7%	0.2%	4.1%	5.8%	-0.1%	29.3%	41.3%
CHF	6646	47753	41107	7688	48333	40645	8943	53309	44366	7751	53514	45763	7698	50561	42863
	前週比 枚数増減 (枚)			1042	580	-462	1255	4976	3721	-1192	205	1397	-53	-2953	-2900
	前週比 枚数増減 (%)			15.7%	1.2%	-1.1%	16.3%	10.3%	9.2%	-13.3%	0.4%	3.1%	-0.7%	-5.5%	-6.3%
NZD	19284	30484	11200	22599	23969	1370	26916	24870	-2046	29791	22586	-7205	33376	22398	-10978
	前週比 枚数増減 (枚)			3315	-6515	-9830	4317	901	3416	2875	-2284	5159	3585	-188	3773
	前週比 枚数増減 (%)			17.2%	-21.4%	-87.8%	19.1%	3.8%	249.3%	10.7%	-9.2%	252.2%	12.0%	-0.8%	52.4%
MXN	144307	31346	-112961	153206	35314	-117892	151468	30549	-120919	153943	29272	-124671	145604	26611	-118993
	前週比 枚数増減 (枚)			8899	3968	4931	-1738	-4765	3027	2475	-1277	3752	-8339	-2661	-5678
	前週比 枚数増減 (%)			6.2%	12.7%	4.4%	-1.1%	-13.5%	2.6%	1.6%	-4.2%	3.1%	-5.4%	-9.1%	-4.6%
Total All 8	506957	732879	225922	550154	723173	173019	584780	715747	130967	612008	689858	77850	598288	748272	149984
	前週比 枚数増減 (枚)			43197	-9706	-52903	34626	-7426	-42052	27228	-25889	-53117	-13720	58414	72134
	前週比 枚数増減 (%)			8.5%	-1.3%	-23.4%	6.3%	-1.0%	-24.3%	4.7%	-3.6%	-40.6%	-2.2%	8.5%	92.7%
Total 7 (MXN除く)	362650	701533	338883	396948	687859	290911	433312	685198	251886	458065	660586	202521	452684	721661	268977
	前週比 枚数増減 (枚)			34298	-13674	-47972	36364	-2661	-39025	24753	-24612	-49365	-5381	61075	66456
	前週比 枚数増減 (%)			9.5%	-1.9%	-14.2%	9.2%	-0.4%	-13.4%	5.7%	-3.6%	-19.6%	-1.2%	9.2%	32.8%

直近5週 CFTC IMM主要7通貨の売買構成

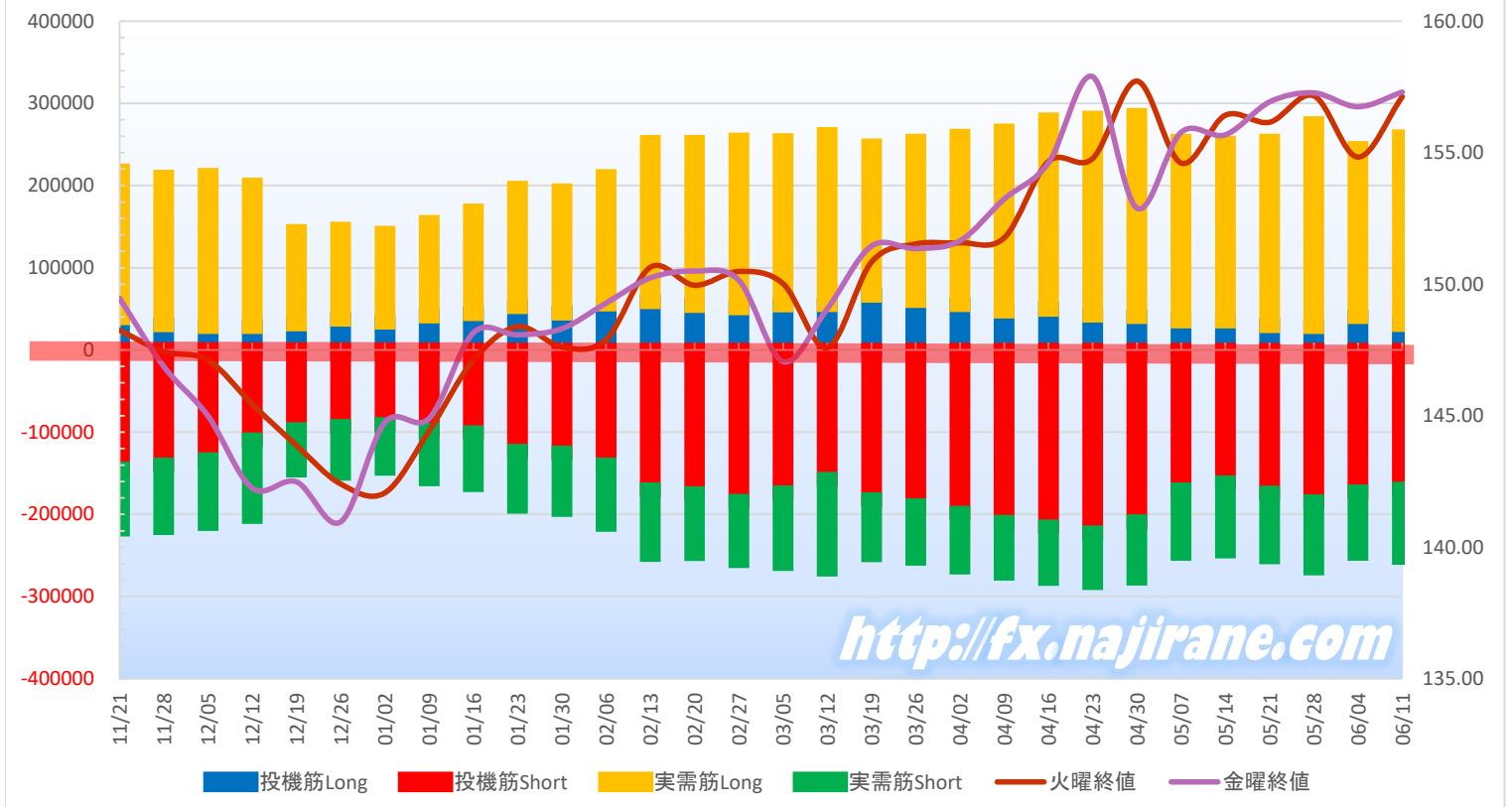


JAPANESE YEN - CHICAGO MERCANTILE EXCHANGE
FUTURES ONLY POSITIONS

Code-097741
2024/06/28 公表値

Date	投機筋集計				実需筋集計				投機筋+実需筋合計				ドル円終値	
	円買い	円売り	売り越し	売買計	円買い	円売り	売り越し	売買計	円買い	円売り	売り越し	売買計	火曜締め	金曜締め
2024/06/11	30763	169342	138579	200105	228809	83182	-145627	311991	259572	252524	-7048	512096	157.13	157.31
2024/06/04	40427	172528	132101	212955	204830	74935	-129895	279765	245257	247463	2206	492720	154.83	156.75
2024/05/28	28565	184604	156039	213169	246911	80789	-166122	327700	275476	265393	-10083	540869	157.16	157.27
2024/05/21	29614	173981	144367	203595	224424	77907	-146517	302331	254038	251888	-2150	505926	156.16	156.93
2024/05/14	35303	161485	126182	196788	216442	83148	-133294	299590	251745	244633	-7112	496378	156.42	155.68
2024/05/07	34990	169912	134922	204902	219305	77532	-141773	296837	254295	247444	-6851	501739	154.61	155.78
2024/04/30	40435	208823	168388	249258	244920	68798	-176122	313718	285355	277621	-7734	562976	157.72	152.90
2024/04/23	42426	222345	179919	264771	239847	60703	-179144	300550	282273	283048	775	565321	154.78	157.89
2024/04/16	49463	215082	165619	264545	230642	62900	-167742	293542	280105	277982	-2123	558087	154.67	154.61
2024/04/09	47275	209426	162151	256701	219256	62314	-156942	281570	266531	271740	5209	538271	151.76	153.24
2024/04/02	55190	198420	143230	253610	205195	65701	-139494	270896	260385	264121	3736	524506	151.57	151.65
2024/03/26	59969	189075	129106	249044	194045	64457	-129588	258502	254014	253532	-482	507546	151.53	151.36
2024/03/19	66274	182286	116012	248560	182299	67180	-115119	249479	248573	249466	893	498039	150.84	151.45
2024/03/12	54923	157245	102322	212168	207478	109601	-97877	317079	262401	266846	4445	529247	147.58	149.07
2024/03/05	54671	173514	118843	228185	200129	86604	-113525	286733	254800	260118	5318	514918	150.02	147.06
2024/02/27	51261	183966	132705	235227	204425	72443	-131982	276868	255686	256409	723	512095	150.49	150.15
2024/02/20	53862	174640	120778	228502	199061	73207	-125854	272268	252923	247847	-5076	500770	149.96	150.50
2024/02/13	58554	170090	111536	228644	194067	78895	-115172	272962	252621	248985	-3636	501606	150.65	150.24
2024/02/06	55646	139876	84230	195522	155571	72588	-82983	228159	211217	212464	1247	423681	147.89	149.28
2024/01/30	44918	125373	80455	170291	148972	68838	-80134	217810	193890	194211	321	388101	147.61	148.31
2024/01/23	52585	123230	70645	175815	144222	67230	-76992	211452	196807	190460	-6347	387267	148.39	148.07
2024/01/16	44180	100740	56560	144920	125048	63324	-61724	188372	169228	164064	-5164	333292	147.12	148.15
2024/01/09	41364	97313	55949	138677	113876	59685	-54191	173561	155240	156998	1758	312238	144.43	144.90
2024/01/02	33585	90780	57195	124365	108605	53116	-55489	161721	142190	143896	1706	286086	142.07	144.75
2023/12/26	37321	92889	55568	130210	110013	57354	-52659	167367	147334	150243	2909	297577	142.40	140.97
2023/12/19	31734	96636	64902	128370	112422	49729	-62693	162151	144156	146365	2209	290521	143.87	142.49
2023/12/12	28226	109357	81131	137583	172756	93229	-79527	265985	200982	202586	1604	403568	145.44	142.25
2023/12/05	28266	133222	104956	161488	184156	77938	-106218	262094	212422	211160	-1262	423582	147.12	144.99
2023/11/28	30461	139698	109237	170159	180134	76442	-103692	256576	210595	216140	5545	426735	147.44	146.87
2023/11/21	39236	144690	105454	183926	178832	73404	-105428	252236	218068	218094	26	436162	148.25	149.47

JAPANESE YEN - CHICAGO MERCANTILE EXCHANGE
FUTURES ONLY POSITIONS Cord-097741

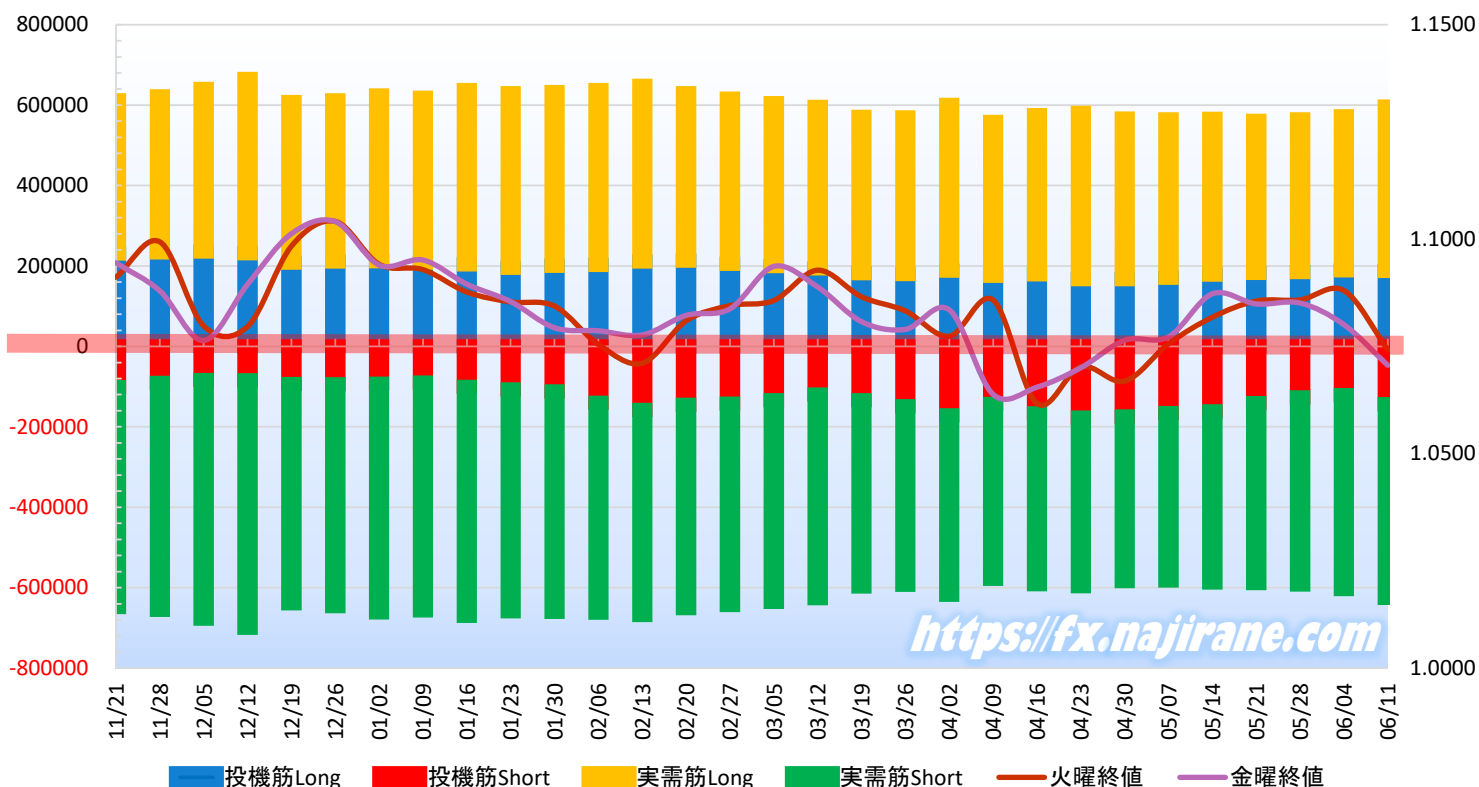


**EURO FX - CHICAGO MERCANTILE EXCHANGE
FUTURES ONLY POSITIONS**

**Code-099741
2024/06/28 公表値**

Date	投機筋集計				実需筋集計				投機筋+実需筋合計				ユーロドル終値	
	EUR買い	EUR売り	売り越し	売買計	EUR買い	EUR売り	売り越し	売買計	EUR買い	EUR売り	売り越し	売買計	火曜締め	金曜締め
2024/06/11	187697	144053	-43644	331750	409006	481351	72345	890357	596703	625404	28701	1222107	1.0742	1.0706
2024/06/04	188957	121087	-67870	310044	383423	482209	98786	865632	572380	603296	30916	1175676	1.0880	1.0801
2024/05/28	184656	127084	-57572	311740	380224	464876	84652	845100	564880	591960	27080	1156840	1.0858	1.0851
2024/05/21	182574	141099	-41475	323673	378118	447571	69453	825689	560692	588670	27978	1149362	1.0856	1.0849
2024/05/14	178398	161243	-17155	339641	387812	426094	38282	813906	566210	587337	21127	1153547	1.0818	1.0873
2024/05/07	170594	166004	-4590	336598	393845	416124	22279	809969	564439	582128	17689	1146567	1.0756	1.0772
2024/04/30	167185	173962	6777	341147	399163	409900	10737	809063	566348	583862	17514	1150210	1.0669	1.0764
2024/04/23	167296	177285	9989	344581	413769	419034	5265	832803	581065	596319	15254	1177384	1.0703	1.0700
2024/04/16	178912	166688	-12224	345600	395979	424633	28654	820612	574891	591321	16430	1166212	1.0617	1.0655
2024/04/09	175419	142696	-32723	318115	383114	435146	52032	818260	558533	577842	19309	1136375	1.0858	1.0638
2024/04/02	188258	171464	-16794	359722	412480	445912	33432	858392	600738	617376	16638	1218114	1.0774	1.0835
2024/03/26	180193	148999	-31194	329192	389331	443503	54172	832834	569524	592502	22978	1162026	1.0833	1.0790
2024/03/19	182382	134040	-48342	316422	388839	462969	74130	851808	571221	597009	25788	1168230	1.0866	1.0808
2024/03/12	193998	119591	-74407	313589	402081	506685	104604	908766	596079	626276	30197	1222355	1.0928	1.0889
2024/03/05	200025	133714	-66311	333739	404771	501537	96766	906308	604796	635251	30455	1240047	1.0857	1.0937
2024/02/27	205234	142380	-62854	347614	411117	501018	89901	912135	616351	643398	27047	1259749	1.0845	1.0838
2024/02/20	213194	145178	-68016	358372	416183	505634	89451	921817	629377	650812	21435	1280189	1.0810	1.0822
2024/02/13	210848	158010	-52838	368858	437266	509530	72264	946796	648114	667540	19426	1315654	1.0711	1.0777
2024/02/06	202450	140297	-62153	342747	434993	521879	86886	956872	637443	662176	24733	1299619	1.0755	1.0786
2024/01/30	200360	111589	-88771	311949	432311	548317	116006	980628	632671	659906	27235	1292577	1.0844	1.0793
2024/01/23	195190	106866	-88324	302056	434578	551975	117397	986553	629768	658841	29073	1288609	1.0854	1.0855
2024/01/16	204294	100202	-104092	304496	433577	570090	136513	1003667	637871	670292	32421	1308163	1.0877	1.0895
2024/01/09	208473	89596	-118877	298069	409738	566625	156887	976363	618211	656221	38010	1274432	1.0929	1.0951
2024/01/02	211912	92436	-119476	304348	411907	569293	157386	981200	623819	661729	37910	1285548	1.0941	1.0940
2023/12/26	211195	93804	-117391	304999	400897	552083	151186	952980	612092	645887	33795	1257979	1.1042	1.1041
2023/12/19	208078	93486	-114592	301564	399732	545354	145622	945086	607810	638840	31030	1246650	1.0984	1.1013
2023/12/12	231837	84510	-147327	316347	433209	615566	182357	1048775	665046	700076	35030	1365122	1.0796	1.0895
2023/12/05	235684	83324	-152360	319008	404550	593479	188929	998029	640234	676803	36569	1317037	1.0798	1.0764
2023/11/28	233454	90289	-143165	323743	388784	565099	176315	953883	622238	655388	33150	1277626	1.0994	1.0880
2023/11/21	231095	101441	-129654	332536	380815	546633	165818	927448	611910	648074	36164	1259984	1.0911	1.0945

**EURO FX - CHICAGO MERCANTILE EXCHANGE
FUTURES ONLY POSITIONS Code-099741**



<https://fx.najirane.com>

Bitcoin/USD 及び CME Futures (当月及び限月別)

※取引単位=5ビットコイン
(CME CFビットコイン参考基準レート=BRRを対象)

Bitcoin/USD						CME Futures 2024/06		CME Futures 2024/07		CME Futures 2024/08		CME Futures 2024/09		CME Futures 2024/10	
Date	Open	High	Low	Close		Close	Volume	Close	Volume	Close	Volume	Close	Volume	Close	Volume
2024/6/16	66189	66210	66091	66129	0	0	0	0	0	0	0	0	0	0	0
2024/6/15	0	0	0	0	0	0	0	0	0	0	0	0	0	0	0
2024/6/14	66748	67295	65057	66011	65640	7277	66190	6401	66805	306	67310	71	67815	1	67815
2024/6/13	68243	68366	66305	66756	66860	7277	67400	6401	67995	306	68535	71	69045	1	69045
2024/6/12	67321	69978	66902	68241	67875	10968	68410	6632	69085	198	69640	39	70145	1	70145
2024/6/11	69508	69549	66124	67332	67735	10980	68210	2135	68850	260	69405	23	69935	21	69935
2024/6/10	69644	70146	69232	69512	69875	4482	70390	951	71135	127	71760	69	72350	8	72350
2024/6/9	69297	69818	69161	69648	0	0	0	0	0	0	0	0	0	0	0
2024/6/8	69324	69533	69211	69306	0	0	0	0	0	0	0	0	0	0	0
2024/6/7	70759	71908	68507	69343	69755	11270	70335	1800	71125	210	71770	23	72330	8	72330
2024/6/6	71083	71626	70119	70757	70960	5012	71585	983	72405	222	73070	32	73635	0	73635
2024/6/5	70568	71735	70391	71083	71890	6981	72545	1297	73365	291	74055	36	74660	0	74660
2024/6/4	68805	71047	68565	70568	71085	8788	71720	2018	72535	408	73220	133	73840	0	73840
2024/6/3	67754	70231	67590	68805	69660	9361	70275	1466	71070	388	71765	75	72360	0	72360
2024/6/2	67710	68409	67316	67752	0	0	0	0	0	0	0	0	0	0	0
2024/6/1	67490	67840	67386	67707	0	0	0	0	0	0	0	0	0	0	0
2024/5/31	68363	69000	66633	67491	68035	7435	68605	1819	69375	309	70030	22	70580	0	70580
2024/5/30	67576	69501	67118	68365	69345	10428	70005	1965	70765	355	71430	27	71985	0	71985
2024/5/29	68296	68852	67101	67578	67780	4762	68400	1937	69110	294	69765	36	70320	0	70320
2024/5/28	69392	69515	67227	68296	69075	8059	69695	2104	70430	137	71070	32	71505	0	71505
2024/5/27	68512	70598	68233	69395	0	0	0	0	0	0	0	0	0	0	0
2024/5/26	69264	69506	68184	68518	0	0	0	0	0	0	0	0	0	0	0
2024/5/25	68527	69579	68516	69266	0	0	0	0	0	0	0	0	0	0	0
2024/5/24	67928	69220	66623	68526	70065	3856	70715	2723	71455	146	72105	15	72525	0	72525
2024/5/23	69121	70041	66357	67930	67780	3506	68385	1266	69105	200	69745	10	70165	0	70165
2024/5/22	70135	70624	68978	69122	70390	1788	71060	1089	71790	240	72440	24	72860	0	72860
2024/5/21	71443	71946	69191	70137	70060	2027	70720	1295	71440	194	72100	50	72585	0	72585
2024/5/20	66279	71484	66086	71448	70995	2301	71650	2014	72315	196	72915	79	73245	0	73245
2024/5/19	66938	67694	65937	66278	0	0	0	0	0	0	0	0	0	0	0
2024/5/18	67066	67387	66664	66941	0	0	0	0	0	0	0	0	0	0	0
2024/5/17	65231	67459	65119	67052	67915	2136	68555	1759	69230	209	69865	34	70285	0	70285
2024/5/16	66256	66712	64613	65232	65995	1593	66610	1058	67190	48	67735	6	68065	0	68065
2024/5/15	61554	66454	61330	66267	67030	3288	67630	2174	68185	123	68720	88	69055	0	69055
2024/5/14	62901	63092	61124	61553	62325	1075	62845	344	63310	6	63740	0	64045	0	64045
2024/5/13	61451	63423	60770	62901	63970	1426	64515	769	64990	7	65420	0	65725	0	65725
2024/5/12	60794	61818	60633	61448	0	0	0	0	0	0	0	0	0	0	0
2024/5/11	60793	61451	60493	60794	0	0	0	0	0	0	0	0	0	0	0
2024/5/10	63055	63447	60209	60793	61380	1700	61870	269	62315	11	62715	4	63025	0	63025
2024/5/9	61191	63405	60648	63050	63305	737	63850	402	64340	8	64745	0	65000	0	65000
2024/5/8	62333	62986	60877	61188	62910	774	63430	157	63900	2	64325	4	64580	0	64580
2024/5/7	63163	64390	62286	62335	63875	1030	64410	433	64915	11	65380	0	65645	0	65645
2024/5/6	64038	65495	62746	63162	64100	897	64670	486	65155	14	65555	0	65830	0	65830
2024/5/5	63892	64611	62955	64031	0	0	0	0	0	0	0	0	0	0	0
2024/5/4	62891	64495	62599	63891	0	0	0	0	0	0	0	0	0	0	0
2024/5/3	59122	63321	58848	62890	63095	1685	63645	918	64100	19	64480	25	64710	0	64710
2024/5/2	58254	59602	56937	59123	60205	1364	60715	417	61150	20	61565	23	61880	0	61880
2024/5/1	60609	60781	56555	58254	57695	1943	58130	190	58555	52	58935	23	59215	0	59215
2024/4/30	63839	64703	59120	60637	59785	2803	60285	202	60810	17	61230	2	61465	0	61465
2024/4/29	63106	64175	61795	63841	63995	987	64565	105	65095	6	65545	25	65945	0	65945
2024/4/28	63424	64321	62794	63113	0	0	0	0	0	0	0	0	0	0	0
2024/4/27	63751	63898	62425	63419	0	0	0	0	0	0	0	0	0	0	0
2024/4/26	64485	64790	63322	63755	64880	563	65465	110	65990	13	66465	11	66940	0	66940
2024/4/25	64275	65275	62784	64482	65855	1981	66455	100	66995	2	67495	4	0	0	0
2024/4/24	66409	67075	63590	64277	65155	2264	65755	76	66290	13	66805	3	0	0	0
2024/4/23	66840	67199	65865	66407	67880	2857	68510	129	69085	19	69590	1	0	0	0
2024/4/22	64936	67234	64548	66838	68070	2876	68690	39	69270	6	69775	4	0	0	0
2024/4/21	64993	65723	64278	64927	0	0	0	0	0	0	0	0	0	0	0
2024/4/20	63851	65442	63172	64994	0	0	0	0	0	0	0	0	0	0	0
2024/4/19	63511	65482	59651	63844	65730	2377	66285	49	66805	4	67255	8	0	0	0
2024/4/18	61275	64126	60833	63513	65040	2109	65565	191	66025	18	66425	26	0	0	0
2024/4/17	63832	64486	59769	61277	62505	1282	63060	48	63515	11	63970	17	0	0	0
2024/4/16	63419	64356	61716	63812	64370	781	64945	12	65480	4	65985	3	0	0	0
2024/4/15	65740	66879	62332	63426	65030	1327	65605	59	66160	5	66670	4	0	0	0
2024/4/14	63836	65824	62206	65739	0	0	---	---	---	---	---	---	---	---	---
2024/4/13	67188	67931	60919	63821	0	0	---	---	---	---	---	---	---	---	---
2024/4/12	70061	71223	65255	67196	68655	388	69265	11	69810	8	70335	3	---	---	---
2024/4/11	70576	71256	69572	70061	72340	810	72970	56	73580	37	74090	73	---	---	---
2024/4/10	69140	71093	67504	70588	71895	904	72510	31	73105	7	73675	2	---	---	---
2024/4/9	71633	71743	68213	69139	70865	352	71485	14	71995	1	72565	2	---	---	---
2024/4/8	69363	72715	69064	71631	73685	1212	74345	30	75000	8	75650	9	---	---	---

Bitcoin/USD



<https://fx.najirane.com>

Date	BTC(BitCoin)/JPY					ETH(Ethereum)/JPY					XRP(Ripple)/JPY				
	Open	High	Low	Close	Volume	Open	High	Low	Close	Volume	Open	High	Low	Close	Volume
2024/6/16	10420526.00	10423700.00	10405044.00	10411045.00	2146303.74	561533.44	561533.44	559608.13	561072.06	1957905.43	77.2526	77.2526	76.9305	76.9773	124737.18
2024/6/15	10487489.00	10580906.00	10234946.00	10391798.00	4314057.39	544893.25	557721.31	529606.19	547881.94	2486351.50	74.9437	75.9461	73.1092	74.6628	192134.76
2024/6/14	10700635.00	10719503.00	10392735.00	10488876.00	4549489.93	558171.00	558171.00	537835.38	545099.25	2273924.80	77.0772	77.0772	74.7837	74.9478	164672.90
2024/6/13	10571784.00	10905984.00	10512055.00	10700334.00	5409335.75	549571.38	569825.88	544247.56	558154.13	2688036.70	75.4627	77.4910	74.6420	77.0743	196900.57
2024/6/12	10951792.00	10925940.00	10403966.00	10578858.00	5831494.34	575777.81	576637.13	539975.44	549639.50	3014203.69	77.9921	77.9921	74.3048	75.4653	238382.34
2024/6/11	10922109.00	11007286.00	10855220.00	10916452.00	3234734.83	581181.63	582395.56	572774.63	575834.13	1629687.53	78.1943	79.2799	77.5741	77.9922	175529.24
2024/6/10	10860823.00	10938658.00	10839406.00	10922686.00	2122501.09	576903.88	583088.50	574895.88	581185.75	1240622.14	77.2881	78.2780	77.0786	78.1912	97349.59
2024/6/9	10862411.00	10897783.00	10847226.00	10862121.00	2235276.73	576212.13	581066.75	575133.19	576906.06	1425607.73	78.1799	78.4425	77.0071	77.2894	129328.03
2024/6/8	11015719.00	11189808.00	10727569.00	10865295.00	5670360.29	593396.38	597127.94	566117.63	576404.69	2854938.08	81.1984	82.0553	72.5954	78.1807	35874.38
2024/6/7	11082792.00	11175835.00	10910956.00	11015405.00	3926715.08	602491.81	603239.44	583534.81	593387.00	2118259.37	81.9648	82.3015	80.5335	81.1988	185927.56
2024/6/6	10946170.00	11205430.00	11011649.00	11082789.00	5115650.41	591383.19	606799.00	588170.81	602491.44	2413550.22	81.5537	82.8603	81.6205	81.9655	179928.57
2024/6/5	10739953.00	10991531.00	10631736.00	10946080.00	5141996.44	587922.81	592817.56	583623.69	591376.25	2067906.42	81.1842	82.0596	80.6633	81.5537	180740.52
2024/6/4	10649896.00	11006982.00	10626406.00	10739986.00	5047293.56	594293.56	603175.38	586596.38	587909.25	2198180.99	80.7107	81.8866	80.6587	81.1842	171490.97
2024/6/3	10647441.00	10757340.00	10583537.00	10649536.00	2686527.84	599637.63	603039.94	590067.25	594300.13	1748982.26	81.5047	81.6779	80.0853	80.7116	116219.00
2024/6/2	10612741.00	10676804.00	10596480.00	10646917.00	1830625.32	591241.81	602156.63	589662.38	596625.56	1361946.21	81.4240	81.9683	81.3780	81.5047	88016.15
2024/6/1	10732471.00	10834572.00	10474024.00	10613025.00	4306650.37	588232.94	603577.06	585345.00	591264.19	2404462.68	81.4578	82.3389	80.5878	81.4240	191894.04
2024/5/31	10651698.00	10891847.00	10540760.00	10732859.00	4623833.05	593200.19	599096.13	581433.06	588231.06	2365240.49	82.4772	82.9444	80.6553	81.4578	208718.07
2024/5/30	10274122.00	10827835.00	10581067.00	10652014.00	4209709.04	603979.38	610536.56	590073.13	593174.81	2744478.92	83.0789	83.6802	81.9567	82.4772	186694.60
2024/5/29	10883385.00	10900139.00	10564176.00	10741402.00	5146448.92	610431.63	615838.69	592529.38	603982.75	3121319.70	83.7162	83.8228	81.7230	83.0790	179528.38
2024/5/28	10747255.00	11075942.00	10703760.00	10883755.00	4057573.85	600190.56	623348.38	599424.88	610417.50	2971965.99	82.8586	84.7069	82.1914	83.7161	158223.53
2024/5/27	10870681.00	10908653.00	10702280.00	10748182.00	2451575.10	588414.94	608863.56	585722.25	600154.50	2298216.46	85.0341	85.0383	82.6550	82.8586	90922.83
2024/5/26	10756328.00	10920822.00	10754586.00	10870942.00	2428420.83	585004.75	592700.88	584230.06	588423.81	1569454.09	84.0938	85.1143	83.7421	85.0342	102424.77
2024/5/25	10664399.00	10862810.00	10464989.00	10756199.00	4582955.47	592790.19	601012.81	570057.56	584998.31	3493579.65	82.9384	84.2336	81.3376	84.0945	193426.96
2024/5/24	10833900.00	10964366.00	10410136.00	1066424.00	5677426.40	585795.00	617355.13	557341.63	592599.94	7162701.13	82.5239	84.6854	79.9122	82.9384	34593.52
2024/5/23	10960131.00	11052311.00	10812115.00	10834063.00	5141391.52	592169.88	595656.94	572111.56	585762.19	3942858.69	83.9149	84.0950	82.0785	82.5239	188969.04
2024/5/22	11173852.00	11253177.00	10805647.00	10960321.00	7334121.57	572903.00	599294.00	567283.75	592160.50	5882650.77	84.0391	86.7460	83.1180	83.9149	309952.02
2024/5/21	10324041.00	11177707.00	10302802.00	11174654.00	6858338.60	478949.22	576991.06	475539.91	573050.06	4884150.11	79.3884	84.0401	79.1184	84.0401	219229.40
2024/5/20	10420562.00	10538310.00	10256523.00	10323983.00	2998373.71	486145.72	488375.56	475808.94	478491.75	1362618.69	81.1675	81.5015	78.9349	79.3884	67822.98
2024/5/19	10438516.00	10490523.00	10377840.00	10421010.00	2601683.79	481651.53	489876.63	480585.53	486165.09	1464442.71	81.5275	81.8272	80.8762	81.1675	77347.24
2024/5/18	10136748.00	10491554.00	10145188.00	10346284.00	4362926.56	457665.47	485437.16	457261.31	481583.91	2248981.81	80.1381	82.2714	80.0871	81.5274	158019.11
2024/5/17	10223451.00	10326451.00	10031225.00	10136792.00	4906361.60	468463.06	469856.19	454466.34	457664.53	2025672.18	80.0845	80.4749	79.6868	80.1380	179050.44
2024/5/16	9634494.00	10252508.00	9594661.00	10225206.00	6143559.91	450972.25	469254.53	448226.56	468623.91	2263132.46	78.2431	80.5173	77.8367	80.0833	175224.85
2024/5/15	9827082.00	986543.00	9564884.00	9634306.00	4411744.23	460760.00	462956.94	448106.28	450961.81	1947828.48	78.8816	80.0260	77.9120	78.2429	166844.36
2024/5/14	9576158.00	9905267.00	9467859.00	9827187.00	4357168.61	456407.34	466780.28	446320.16	460782.88	2086044.36	77.8350	79.9126	76.0062	78.8816	154907.56
2024/5/13	9470108.00	9629723.00	9445044.00	9575718.00	2150573.89	453563.56	460010.57	452090.50	456389.88	920811.02	78.8184	79.2253	77.4525	77.8350	61870.08
2024/5/12	9470693.00	9573168.00	9423844.00	9470140.00	2156280.07	453310.27	458347.31	449920.06	453554.81	1058633.89	78.2568	79.0302	78.0685	78.8182	69786.06
2024/5/11	9798690.00	9881217.00	9381060.00	9470603.00	4331594.87	471826.16	475370.28	448911.47	453301.81	1912830.05	80.9675	80.9719	77.7328	78.2567	171418.12
2024/5/10	9507644.00	9850461.00	9456566.00	9797877.00	3955413.75	462083.81	475130.28	460170.34	471793.44	1687931.66	80.3642	81.4870	79.3273	80.9671	151981.33
2024/5/9	9647846.00	9727779.00	9470404.00	9507138.00	4053475.85	465317.53	471063.88	457287.91	462034.97	1832141.30	81.2199	82.2764	80.2261	80.3651	174558.13
2024/5/8	9719707.00	9934086.00	9640624.00	9648183.00	4013358.54	471306.84	483274.34	464806.44	465358.04	1817610.54	83.1814	84.0532	80.9356	81.2199	175344.22
2024/5/7	9840010.00	10067321.00	9660526.00	9719582.00	4416137.71	482104.06	495188.78	469312.41	471303.41	2001806.94	81.4063	87.5558	80.8370	81.1813	270029.21
2024/5/6	9779699.00	9899020.00	9636254.00	9838906.00	2811355.14	477201.09	485192.78	470733.84	482063.91	1349648.46	81.1864	81.6067	80.3271	81.4056	82327.71
2024/5/5	9625788.00	9871921.00	9581146.00	9779548.00	3156273.64	475024.56	484839.69	473899.31	477191.84	1267872.54	81.4089	82.6767	80.8319	81.1864	105062.28
2024/5/4	9053807.00	9691521.00	9025330.00	9625606.00	5077144.86	457593.72	478163.94	453084.50	475012.72	1968621.79	79.3754	82.0366	78.9052	81.4091	174244.76
2024/5/3	9045134.00	9159607.00	8840719.00	9053980.00	5003986.27	461124.13	463349.19	449406.63	457598.91	2015879.66	80.2749	80.4333	78.7563	79.3754	171283.28
2024/5/2	9560845.00	9589856.00	933795.00	9045182.00	7521312.50	474972.66	476438.41	444755.38	461122.66	3106213.28	78.8823	81.8690	75.8563	80.2753	267076.15
2024/5/1	9980074.00	10147215.00	9323708.00	9565161.00	5969203.31	502663.44	509589.53	460228.03	475173.19	2881511.30	80.5782	81.4292	77.2653	78.8828	212559.87
2024/4/30	9983427.00	10023282.00	9677725.00	9980340.00	4164016.11	516102.34	521241.78	488024.97	502670.67	2350004.67	80.7414	80.6580	78.3589	80.5779	178719.17
2024/4/29	10026940.00	10168905.00	9939221.00	9984513.00	2742369.79	514163.78	529804.25	513674.25	516170.97	1800188.28	81.8576	83.0719	80.6202	80.7416	91894.02
2024/4/28	10078713.00	10102011.00	9869036.00	10026249.00	3087719.14	494794.19	518464.84	485653.50	514151.53	1868807.10	83.1756	83.1914	80.6953	81.8576	119196.53
2024/4/27	9905388.00	10169377.00	9987700.00	10079398.00	3816314.17	491205.06	496975.25	488470.47	494863.38	1679337.87	81.7819	83.5964	81.2553	83.1757	183229.49
2024/4/26	9880111.00	10157247.00	9761857.00	10034818.00	5004170.82	487495.75	496525.47	478457.53	491224.59	2177010.86	81.8916	82.8206	80.0427	81.7816	200226.91
2024/4/25	10276661.00	10385783.00	9877372.00	9980402.00	4071116.79	498284.06	510239.13	482216.66	487523.84	2173844.45	84.3620	85.4461	81.0374	81.8911	23192.97
2024/4/24	10347857														

Date	日経平均(△N225)					CME日経平均先物ドル建て(NKD)					CME日経平均先物円建て(NIY)					USDJPY	
	Open	High	Low	Close	Volume	Open	High	Low	Close	Volume	Open	High	Low	Close	Volume	Close	
2024-06-14	38,587.57	39,025.70	38,554.75	38,814.56		38,655.0	39,075.0	38,330.0	38,555.0	8,859	38,470.0	38,470.0	38,470.0	38,470.0	2	157.31	
2024-06-13	39,182.06	39,252.44	38,689.79	38,720.47	1159251000	39,210.0	39,290.0	38,405.0	38,580.0	8,859	39,210.0	39,300.0	38,390.0	38,585.0	2	157.01	
2024-06-12	38,865.15	38,945.99	38,809.36	38,876.71	1081606600	38,895.0	39,285.0	38,795.0	39,165.0	6,995	38,930.0	39,285.0	38,800.0	39,170.0	29,169	156.60	
2024-06-11	39,175.59	39,336.66	39,074.88	39,134.79	933293200	39,185.0	39,340.0	38,805.0	38,900.0	10,097	39,180.0	39,340.0	38,805.0	38,905.0	40,291	157.13	
2024-06-07	38,597.55	38,747.27	38,560.85	38,683.93	962356200	38,645.0	38,910.0	38,550.0	38,650.0	6,117	38,665.0	38,910.0	38,545.0	38,650.0	25,872	156.75	
2024-06-06	38,841.66	39,011.93	38,693.50	38,703.51	1189157000	38,980.0	39,080.0	38,545.0	38,635.0	6,555	38,975.0	39,080.0	38,540.0	38,635.0	22,539	155.61	
2024-06-05	38,654.09	38,656.41	38,343.98	38,490.17	1193704000	38,460.0	38,985.0	38,340.0	38,970.0	7,316	38,455.0	38,985.0	38,340.0	38,965.0	28,416	156.06	
2024-06-04	38,702.54	38,895.06	38,591.79	38,837.46	1178686600	38,675.0	38,890.0	38,290.0	38,330.0	7,834	38,675.0	38,890.0	38,290.0	38,425.0	32,644	154.83	
2024-06-03	38,734.95	39,032.50	38,734.95	38,923.03	1158550100	38,730.0	39,050.0	38,435.0	38,660.0	5,761	38,725.0	39,045.0	38,430.0	38,650.0	26,342	156.11	
2024-05-31	38,173.22	38,526.93	38,087.61	38,487.90	2110106500	38,065.0	38,740.0	37,975.0	38,640.0	7,532	38,080.0	38,745.0	37,970.0	38,635.0	27,339	157.27	
2024-05-30	38,112.77	38,138.03	37,617.00	38,054.13	1173391500	38,190.0	38,340.0	37,615.0	38,235.0	8,085	38,185.0	38,335.0	37,610.0	38,230.0	28,872	156.79	
2024-05-29	38,880.50	39,141.99	38,524.24	38,556.87	1239158100	38,925.0	39,175.0	38,170.0	38,325.0	5,781	38,920.0	39,165.0	38,165.0	38,315.0	23,020	157.60	
2024-05-28	38,879.15	38,981.97	38,756.13	38,855.37	1012076300	38,830.0	39,010.0	38,675.0	38,970.0	5,410	38,825.0	39,000.0	38,670.0	38,960.0	22,873	157.16	
2024-05-24	38,506.03	38,740.82	38,367.70	38,646.11	963057200	38,550.0	38,890.0	38,380.0	38,805.0	5,034	38,525.0	38,880.0	38,365.0	38,800.0	17,529	156.93	
2024-05-23	38,803.13	39,129.47	38,617.43	39,103.22	1077552000	38,835.0	39,200.0	38,440.0	38,570.0	6,964	38,820.0	39,190.0	38,425.0	38,560.0	29,082	156.98	
2024-05-22	38,823.91	38,854.99	38,592.94	38,617.10	1055204000	38,910.0	38,980.0	38,470.0	38,650.0	5,143	38,895.0	38,970.0	38,460.0	38,635.0	20,707	156.70	
2024-05-21	39,232.16	39,437.16	38,942.28	38,946.93	1067198900	39,265.0	39,380.0	38,775.0	38,875.0	4,476	39,245.0	39,360.0	38,760.0	38,860.0	19,299	156.16	
2024-05-20	38,761.71	39,437.16	38,703.70	39,069.68	1274428900	38,700.0	39,495.0	38,700.0	39,310.0	7,340	38,695.0	39,475.0	38,695.0	39,295.0	25,933	156.22	
2024-05-17	38,561.04	38,842.49	38,539.56	38,787.38	1333356900	38,545.0	38,870.0	38,545.0	38,755.0	4,641	38,535.0	38,860.0	38,535.0	38,745.0	16,039	155.68	
2024-05-16	38,645.96	38,949.38	38,513.33	38,920.26	1579437500	38,725.0	38,990.0	38,530.0	38,570.0	5,164	38,715.0	38,975.0	38,515.0	38,560.0	20,178	155.37	
2024-05-14	38,287.99	38,477.68	38,084.71	38,356.06	1432629000	38,205.0	38,625.0	38,105.0	38,610.0	4,321	38,185.0	38,610.0	38,080.0	38,590.0	15,186	156.42	
2024-05-13	38,211.61	38,273.40	37,969.58	38,179.46	1287349900	38,235.0	38,305.0	37,980.0	38,200.0	4,009	38,275.0	38,285.0	37,965.0	38,185.0	16,003	156.22	
2024-05-10	38,361.79	38,741.88	38,126.91	38,229.11	1673429800	38,370.0	38,780.0	38,130.0	38,215.0	6,323	38,450.0	38,760.0	38,115.0	38,195.0	22,681	155.78	
2024-05-09	38,242.92	38,429.81	38,072.24	38,073.98	1185501100	38,385.0	38,480.0	38,005.0	38,460.0	5,900	38,423.6	38,423.6	38,423.6	38,423.6	22,348	155.48	
2024-05-08	38,677.57	38,749.35	38,159.85	38,202.37	1201061600	38,720.0	38,785.0	38,180.0	38,445.0	6,693	38,410.0	38,410.0	38,410.0	38,410.0	0	155.52	
2024-05-07	38,636.23	38,863.14	38,541.97	38,835.10	1152396100	38,905.0	38,970.0	38,570.0	38,735.0	5,474	38,765.0	38,765.0	38,765.0	38,765.0	0	154.61	
2024-05-02	38,004.01	38,355.60	37,958.19	38,236.07	1019285200	37,950.0	38,385.0	37,770.0	37,900.0	11,156	37,895.0	37,895.0	37,895.0	37,895.0	0	153.72	
2024-04-30	38,312.66	38,608.17	38,182.11	38,405.66	1514280900	38,380.0	38,655.0	38,115.0	38,190.0	9,242	38,200.0	38,200.0	38,200.0	38,200.0	0	157.72	
2024-04-26	37,725.61	38,097.54	37,550.70	37,934.76	1248545400	37,840.0	38,435.0	37,595.0	38,390.0	10,542	38,355.0	38,355.0	38,355.0	38,355.0	0	157.89	
2024-04-25	38,065.91	38,129.53	37,604.23	37,628.48	1138524100	38,025.0	38,080.0	37,165.0	37,695.0	9,401	37,635.0	37,635.0	37,635.0	37,635.0	0	155.59	
2024-04-24	37,871.92	38,460.08	37,857.47	38,460.08	1211315900	37,970.0	38,495.0	37,955.0	38,225.0	7,986	38,215.0	38,215.0	38,215.0	38,215.0	0	155.24	
2024-04-23	37,797.06	37,817.78	37,397.27	37,552.16	959271200	37,775.0	37,990.0	37,455.0	37,945.0	6,959	37,905.0	37,905.0	37,905.0	37,905.0	0	154.78	
2024-04-22	37,240.93	37,511.80	37,052.63	37,438.61	1193656700	37,250.0	37,880.0	37,095.0	37,755.0	9,220	37,665.0	37,665.0	37,665.0	37,665.0	0	154.81	
2024-04-19	37,724.47	37,749.48	36,733.06	37,068.35	1553636400	37,775.0	37,815.0	36,745.0	37,135.0	16,246	37,065.0	37,065.0	37,065.0	37,065.0	0	154.61	
2024-04-18	37,745.04	38,216.75	37,644.91	38,079.70	1058032400	37,805.0	38,270.0	37,695.0	37,820.0	8,607	37,795.0	37,795.0	37,795.0	37,795.0	0	154.61	
2024-04-17	38,587.47	38,587.61	37,961.80	37,961.80	1206440600	38,545.0	38,695.0	37,665.0	37,810.0	11,261	38,255.0	38,255.0	37,730.0	37,740.0	5	154.34	
2024-04-16	38,750.67	38,764.82	38,322.32	38,471.20	1329565400	38,690.0	38,800.0	38,335.0	38,495.0	10,488	38,435.0	38,435.0	38,435.0	38,435.0	0	154.67	
2024-04-15	39,056.93	39,232.80	38,820.95	39,232.80	1070153000	38,900.0	39,540.0	38,660.0	38,735.0	11,224	38,930.0	39,300.0	38,725.0	38,725.0	4	154.23	
2024-04-12	39,722.02	39,774.82	39,457.73	39,523.55	1071271100	39,735.0	39,995.0	38,830.0	38,900.0	8,431	38,820.0	38,820.0	38,820.0	38,820.0	0	153.24	
2024-04-11	39,090.68	39,473.48	39,065.31	39,442.63	1070020200	39,195.0	39,740.0	39,055.0	39,665.0	7,814	39,631.0	39,631.0	39,631.0	39,631.0	4	153.21	
2024-04-10	39,582.33	39,708.70	39,510.48	39,581.81	974157800	39,730.0	39,770.0	39,070.0	39,250.0	7,988	39,235.0	39,235.0	39,235.0	39,235.0	0	153.01	
2024-04-09	39,496.95	39,773.13	39,476.13	39,773.13	1059208200	39,510.0	39,850.0	39,330.0	39,640.0	6,520	39,620.0	39,620.0	39,620.0	39,620.0	0	151.76	
2024-04-08	39,391.98	39,617.36	39,197.00	39,347.04	1083013500	39,410.0	39,700.0	39,255.0	39,485.0	5,706	39,455.0	39,455.0	39,455.0	39,455.0	0	151.83	
2024-04-05	39,237.39	39,274.76	38,774.24	38,992.08	1295623800	39,180.0	39,435.0	38,815.0	39,370.0	9,901	39,310.0	39,310.0	39,310.0	39,310.0	0	151.65	
2024-04-03	39,503.72	39,625.90	39,217.04	39,451.85	1231752000	39,680.0	40,115.0	39,285.0	40,065.0	7,224	39,995.0	39,995.0	39,995.0	39,995.0	0	151.66	
2024-04-02	39,892.59	40,151.05	39,707.87	39,838.91	1157958300	40,020.0	40,225.0	39,490.0	39,705.0	7,034	39,630.0	39,630.0	39,630.0	39,630.0	0	151.57	
2024-03-28	40,324.42	40,482.02	40,054.06	40,168.07	1356287300	40,555.0	40,600.0	40,125.0	40,400.0	5,104	40,275.0	40,370.0	40,275.0	40,370.0	1	151.42	
2024-03-27	40,517.17	40,979.36	40,452.21	40,762.73	1213124100	40,315.0	40,805.0	40,275.0	40,510.0	6,691	40,690.0	40,690.0	40,690.0	40,690.0	0	151.34	
2024-03-26	40,345.04	40,529.53	40,280.85	40,398.03	1013657500	40,215.0	40,530.0	40,120.0	40,320.0	4,577	40,435.0	40,435.0	40,435.0	40,435.0	0	151.53	
2024-03-25	40,798.96	40,837.18	40,414.12	40,414.12	1014820700	40,585.0	40,680.0	40,025.0	40,185.0	4,839	40,310.0	40,310.0	40,310.0	40,310.0	0	151.42	
2024-03-22	40,942.88	41,087.75	40,714.14	40,888.43	1360973800	40,805.0	40,915.0	40,490.0	40,605.0	6,832	40,750.0	40,750.0	40,750.0	40,750.0	0	151.45	
2024-03-21	40,511.55	40,823.32	40,452.19	40,815.66	1571822800	40,370.0	40,960.0	40,280.0	40,845.0	7,869	40,490.0	41,045.0	40,460.0	41,045.0	0	151.55	
2024-03-19	39,622.58	40,003.60	39,407.50	40,003.60	1346938500	39,435.0	39,935.0	39,245.0	39,885.0	13,179	39,775.0	40,105.0	39,775.0	40,105.0	2	150.84	
2024-03-18	38,960.99	39,769.11	38,935.47	39,740.44	1287378600	38,735.0	39,640.0	38,735.0	39,480.0	9,603	39,665.0	39,665.0	39,665.0	39,665.0	0	149.05	
2024-03-15	38,548.16	38,808.68															

Date	日経平均(△N225)					S&P 500 INDEX(△SPX) (7.5倍値)					ダウ工業平均(△DJI)					USDJPY
	Open	High	Low	Close	Volume	Open	High	Low	Close	Volume	Open	High	Low	Close	Volume	
2024-06-14	38,587.57	39,025.70	38,554.75	38,814.56		40,680.6	40,742.9	40,528.1	40,737.0	259619358	38,528.4	38,595.2	38,305.9	38,589.2	#####	157.31
2024-06-13	39,182.06	39,252.44	38,689.79	38,720.47	1159251000	40,814.5	40,814.5	40,518.8	40,753.1	422956962	38,677.1	38,712.2	38,407.7	38,647.1	#####	157.01
2024-06-12	38,865.15	38,945.99	38,809.36	38,876.71	1081606600	40,568.5	40,854.4	40,568.5	40,657.7	719670709	38,950.6	39,120.3	38,621.4	38,712.2	#####	156.60
2024-06-11	39,175.59	39,336.66	39,074.88	39,134.79	933293200	40,147.5	40,319.6	39,954.4	40,314.9	845183455	38,795.7	38,795.7	38,446.2	38,747.4	#####	157.13
2024-06-07	38,597.55	38,747.27	38,560.85	38,683.93	962356200	40,078.6	40,313.1	39,985.0	40,102.4	873173209	38,861.2	39,105.2	38,751.9	38,799.0	#####	156.75
2024-06-06	38,841.66	39,011.93	38,693.50	38,703.51	1189157000	40,183.5	40,217.6	40,015.2	40,147.2	338598824	38,825.4	39,004.2	38,736.0	38,886.2	#####	155.61
2024-06-05	38,654.09	38,656.41	38,343.98	38,490.17	1193704000	39,858.6	40,156.2	39,732.3	40,155.2	173890233	38,774.8	38,844.3	38,548.8	38,807.3	#####	156.06
2024-06-04	38,702.54	38,895.06	38,591.79	38,837.46	1178686600	39,586.8	39,741.0	39,432.2	39,685.1	176202870	38,518.9	38,786.6	38,397.8	38,711.3	#####	154.83
2024-06-03	38,734.95	39,032.50	38,734.95	38,923.03	1158550100	39,728.6	39,765.8	39,257.4	39,625.5	112234085	38,710.0	38,735.6	38,247.2	38,571.0	#####	156.11
2024-05-31	38,173.22	38,526.93	38,087.61	38,487.90	2110106500	39,324.1	39,602.5	38,937.6	39,581.3	326771337	38,140.3	38,719.4	38,092.3	38,686.3	#####	157.27
2024-05-30	38,112.77	38,138.03	37,617.00	38,054.13	1173391500	39,448.3	39,451.6	39,165.8	39,266.1	847065836	38,368.4	38,493.6	38,001.0	38,111.5	#####	156.79
2024-05-29	38,880.50	39,141.99	38,524.24	38,556.87	1239158100	39,590.5	39,617.0	39,470.3	39,502.1	262811675	38,716.3	38,716.3	38,413.7	38,441.5	#####	157.60
2024-05-28	38,879.15	38,981.97	38,756.13	38,855.37	1012076300	39,869.3	39,869.3	39,606.7	39,795.3	121768716	39,029.0	39,029.0	38,706.1	38,852.9	#####	157.16
2024-05-24	38,506.03	38,740.82	38,367.70	38,646.11	963057200	39,610.9	39,837.4	39,587.9	39,785.4	742668171	39,089.2	39,220.3	39,020.3	39,069.6	#####	156.93
2024-05-23	38,803.13	39,129.47	38,617.43	39,103.22	1077552000	40,052.0	40,064.1	39,427.0	39,508.8	98491779	39,694.9	39,694.9	39,025.5	39,065.3	#####	156.98
2024-05-22	38,823.91	38,854.99	38,592.94	38,617.10	1055204000	39,894.6	39,923.9	39,645.1	39,802.6	94854091	39,863.3	39,890.9	39,559.1	39,671.0	#####	156.70
2024-05-21	39,232.16	39,346.15	38,942.28	38,946.93	1067198900	39,740.2	39,932.4	39,734.0	39,910.6	89595940	39,804.4	39,905.8	39,778.7	39,873.0	#####	156.16
2024-05-20	38,761.71	39,437.16	38,703.70	39,069.68	1274428900	39,790.1	39,939.9	39,768.0	39,811.0	850085700	39,989.8	40,077.4	39,787.1	39,806.8	#####	156.22
2024-05-17	38,561.04	38,842.49	38,539.56	38,787.38	1333356900	39,773.3	39,790.9	39,626.9	39,774.5	970449920	39,911.7	40,010.9	39,858.9	40,003.6	#####	155.68
2024-05-16	38,645.96	38,949.38	38,513.33	38,920.26	1579437500	39,825.5	39,941.2	39,721.4	39,728.3	208658193	39,912.3	40,051.1	39,864.7	39,869.4	#####	155.37
2024-05-14	38,287.99	38,477.68	38,084.71	38,356.06	1432629000	39,158.3	39,377.8	39,134.9	39,350.1	835819885	39,466.8	39,616.4	39,371.9	39,558.1	#####	156.42
2024-05-13	38,211.61	38,273.40	37,969.58	38,179.46	1287349900	39,248.1	39,279.5	39,083.7	39,160.7	861589631	39,591.3	39,647.4	39,403.5	39,431.5	#####	156.22
2024-05-10	38,361.79	38,741.88	38,126.91	38,229.11	1673429800	39,191.2	39,297.5	39,072.6	39,170.7	978510189	39,466.5	39,579.9	39,406.3	39,512.8	#####	155.78
2024-05-09	38,242.92	38,429.81	38,072.24	38,073.98	1185501100	38,917.7	39,114.8	38,853.1	39,105.6	875552229	39,064.3	39,413.7	38,988.9	39,317.8	#####	155.48
2024-05-08	38,677.57	38,749.35	38,159.85	38,202.37	1201061600	38,767.4	38,939.6	38,744.0	38,907.5	107757418	38,818.9	39,094.7	38,815.0	39,056.4	#####	155.52
2024-05-07	38,636.23	38,863.14	38,541.97	38,835.10	1152396100	38,904.0	39,001.7	38,842.2	38,907.8	293458854	38,858.9	38,977.6	38,840.4	38,884.3	#####	154.61
2024-05-02	38,004.01	38,355.60	37,958.19	38,236.07	1019285200	37,869.9	38,049.1	37,582.9	37,981.5	623809616	38,075.6	38,295.3	37,895.7	38,225.7	#####	153.72
2024-04-30	38,312.66	38,608.17	38,182.11	38,405.66	1514280900	38,278.4	38,331.2	37,764.8	37,767.7	945004299	38,337.4	38,337.4	37,810.1	37,815.9	#####	157.72
2024-04-26	37,725.61	38,097.54	37,550.70	37,934.76	1248545400	38,134.9	38,359.7	38,048.6	38,249.7	111681661	38,114.7	38,337.6	38,065.1	38,239.7	#####	157.89
2024-04-25	38,065.91	38,129.53	37,604.23	37,628.48	1138524100	37,649.1	37,933.1	37,429.4	37,863.2	714067024	38,052.1	38,157.2	37,754.4	38,085.8	#####	155.59
2024-04-24	37,871.92	38,460.08	37,857.47	38,460.08	1211315900	38,136.5	38,171.1	37,852.7	38,037.2	548618761	38,552.8	38,552.8	38,310.6	38,460.9	#####	155.24
2024-04-23	37,797.06	37,817.78	37,397.27	37,552.16	959271200	37,716.4	38,070.9	37,709.7	38,029.1	846599683	38,356.1	38,561.5	38,297.7	38,503.7	#####	154.78
2024-04-22	37,240.93	37,511.80	37,052.63	37,438.61	1193656700	37,405.0	37,791.3	37,270.5	37,579.5	852808739	38,116.9	38,442.2	37,985.1	38,240.0	#####	154.81
2024-04-19	37,724.47	37,749.48	36,733.06	37,068.35	1553636400	37,540.8	37,642.7	37,151.7	37,254.2	735280288	37,802.0	38,107.6	37,781.6	37,986.4	#####	154.61
2024-04-18	37,745.04	38,216.75	37,644.91	38,079.70	1058032400	37,736.4	37,925.0	37,514.2	37,583.4	217368600	37,847.2	38,083.8	37,681.5	37,775.4	#####	154.61
2024-04-17	38,587.47	38,587.61	37,961.80	37,961.80	1206440600	38,017.3	38,084.7	37,554.4	37,666.6	295627862	37,949.7	38,036.7	37,611.6	37,753.3	#####	154.34
2024-04-16	38,750.67	38,764.82	38,322.32	38,471.20	1329565400	37,984.4	38,098.8	37,798.7	37,885.6	847349557	37,992.2	37,992.2	37,713.7	37,799.0	#####	154.67
2024-04-15	39,056.93	39,232.80	38,820.95	39,232.80	1070153000	38,622.5	38,763.2	37,893.5	37,963.7	819451668	38,075.4	38,386.8	37,657.8	37,735.1	#####	154.23
2024-04-12	39,722.02	39,774.82	39,457.73	39,523.55	1071271100	38,786.3	38,812.7	38,309.6	38,425.6	837575759	38,319.1	38,319.1	37,877.3	37,983.2	#####	153.24
2024-04-11	39,090.68	39,473.48	39,065.31	39,442.63	1070020200	38,797.1	39,088.4	38,540.8	38,993.0	225501129	38,523.3	38,599.0	38,197.3	38,459.1	#####	153.21
2024-04-10	39,582.33	39,708.70	39,510.48	39,581.81	974157800	38,759.1	38,838.2	38,540.3	38,704.8	297703488	38,662.3	38,662.3	38,304.7	38,461.5	#####	153.01
2024-04-09	39,496.95	39,773.13	39,476.13	39,773.13	1059208200	39,127.7	39,186.1	38,705.9	39,074.3	335068912	38,983.7	38,992.9	38,572.1	38,883.7	#####	151.76
2024-04-08	39,391.98	39,617.36	39,197.00	39,347.04	1083013500	39,085.3	39,146.8	38,980.1	39,017.9	000910024	38,916.4	39,013.2	38,857.7	38,892.8	#####	151.83
2024-04-05	39,237.39	39,274.76	38,774.24	38,992.08	1295623800	38,692.1	39,166.4	38,679.1	39,032.6	189563251	38,665.0	39,040.2	38,602.2	38,904.0	#####	151.65
2024-04-03	39,503.72	39,625.90	39,217.04	39,451.85	1231752000	38,957.8	39,215.6	38,957.8	39,086.2	287219066	39,139.6	39,305.8	39,017.1	39,127.1	#####	151.66
2024-04-02	39,892.59	40,151.05	39,707.87	39,838.91	1157958300	39,032.2	39,062.6	38,880.4	39,043.6	874146858	39,256.3	39,256.3	39,051.7	39,170.2	#####	151.57
2024-03-28	40,324.42	40,482.02	40,054.06	40,168.07	1356287300	39,360.2	39,486.4	39,343.7	39,407.6	404021251	39,763.7	39,868.6	39,717.3	39,807.4	#####	151.42
2024-03-27	40,517.17	40,979.36	40,452.21	40,762.73	1213124100	39,197.3	39,369.5	39,104.4	39,363.7	286418193	39,462.0	39,769.4	39,462.0	39,760.1	#####	151.34
2024-03-26	40,345.04	40,529.53	40,280.85	40,398.03	1013657500	39,216.4	39,263.7	39,025.7	39,026.9	863813090	39,338.3	39,439.4	39,277.2	39,282.3	#####	151.53
2024-03-25	40,798.96	40,837.18	40,414.12	40,414.12	1014820700	39,146.4	39,218.2	39,120.7	39,136.4	879073897	39,410.5	39,430.2	39,296.0	39,313.6	#####	151.42
2024-03-22	40,942.88	41,087.75	40,714.14	40,888.43	1360973800	39,318.6	39,345.7	39,224.0	39,256.4	116955324	39,774.1	39,824.8	39,469.5	39,475.9	#####	151.45
2024-03-21	40,511.55	40,823.32	40,452.19	40,815.66	1571822800	39,400.7	39,458.3	39,305.0	39,311.5	62285033	39,661.0	39,889.1	39,589.2	39,781.4	#####	151.55
2024-03-19	39,622.58	40,003.60	39,407.50	40,003.60	1346938500	38,543.2	38,852.3	38,486.9	38,838.8	203396793	38,819.6	39,122.7	38,761.3	39,110.8	#####	150.84
2024-03-18	38,960.99	39,769.11	38,935.47	39,740.44	1287378600	38,660.8	38,817.0	38,591.0	38,620.7	899639733	38,826.9					

DATE	N225		DOW		S&P500		OIL		GOLD		香港ハンセン指数	
	Close	1/22=100%	Close	1/22=100%	Close	1/22=100%	Close	1/22=100%	Close	1/22=100%	Close	1/22=100%
2024/6/14	38815	106.20%	38589	101.55%	5431.6	111.98%	78.45	104.34%	2332.64	115.38%	17941.78	119.92%
2024/6/13	38720	105.95%	38647	101.70%	5433.74	112.03%	78.62	104.56%	2330.96	115.96%	18112.63	121.06%
2024/6/12	38877	106.37%	38712	101.87%	5421.03	111.76%	78.50	104.40%	2324.77	114.99%	17937.84	119.90%
2024/6/11	39135	107.08%	38747	101.96%	5375.32	110.82%	77.90	103.60%	2316.87	114.60%	18176.34	121.49%
2024/6/7	38684	105.85%	38799	102.10%	5346.99	110.24%	75.53	100.45%	2287.92	113.17%	18366.95	122.76%
2024/6/6	38704	105.90%	38886	102.33%	5352.96	110.36%	75.55	100.48%	2276.14	117.53%	18476.80	123.50%
2024/6/5	38490	105.32%	38807	102.32%	5354.03	110.38%	74.07	98.53%	2353.34	116.51%	18424.96	123.15%
2024/6/4	38837	106.27%	38711	101.87%	5291.34	109.09%	73.25	97.42%	2327.03	115.11%	18444.11	123.28%
2024/6/3	38923	106.50%	38571	101.50%	5283.4	108.93%	74.22	98.71%	2350.74	116.28%	18403.04	123.01%
2024/5/31	38488	105.31%	38686	101.80%	5277.51	108.80%	76.99	102.39%	2327.83	115.15%	18079.61	120.84%
2024/5/30	38054	104.12%	38111	100.29%	5235.48	107.94%	77.91	103.62%	2343.25	115.91%	18230.19	121.85%
2024/5/29	38557	105.50%	38442	101.16%	5266.95	108.59%	79.23	105.37%	2337.81	115.64%	18477.01	123.50%
2024/5/28	38855	106.32%	38853	102.24%	5306.04	109.39%	79.83	106.17%	2361.22	116.80%	18821.16	125.80%
2024/5/24	38646	105.74%	39070	102.81%	5304.72	109.37%	77.72	103.36%	2333.83	115.44%	18608.94	124.38%
2024/5/23	39103	106.99%	39065	102.80%	5267.84	108.61%	76.87	102.23%	2328.89	115.20%	18868.71	126.12%
2024/5/22	38617	105.66%	39671	104.39%	5307.01	109.41%	77.57	103.17%	2378.74	117.66%	19195.60	128.30%
2024/5/21	38947	106.57%	39873	104.92%	5321.41	109.71%	79.26	105.41%	2420.94	119.75%	19220.62	128.47%
2024/5/20	39070	106.90%	39807	104.75%	5308.13	109.44%	79.80	106.13%	2426.36	120.02%	19636.22	131.25%
2024/5/17	38787	106.13%	40004	105.27%	5303.27	109.34%	80.06	106.48%	2416.50	119.53%	19553.61	130.70%
2024/5/16	38920	106.49%	39869	104.91%	5297.1	109.21%	79.23	105.37%	2376.74	117.56%	19376.53	129.51%
2024/5/14	38356	104.95%	39558	104.10%	5246.68	108.17%	78.02	103.76%	2357.99	116.64%	19073.71	127.49%
2024/5/13	38179	104.47%	39432	103.76%	5221.42	107.65%	79.12	105.23%	2336.47	115.57%	19115.06	127.76%
2024/5/10	38229	104.60%	39513	103.98%	5222.68	107.67%	78.26	104.08%	2363.44	116.91%	18963.68	126.75%
2024/5/9	38074	104.18%	39388	103.65%	5214.08	107.50%	79.26	105.41%	2346.30	116.06%	18537.81	123.91%
2024/5/8	38202	104.53%	39056	102.78%	5187.67	106.95%	78.99	105.05%	2308.39	114.18%	18313.86	122.41%
2024/5/7	38835	106.26%	38884	102.32%	5187.7	106.95%	78.38	104.24%	2313.99	114.46%	18479.37	123.52%
2024/5/2	38236	104.62%	38226	100.59%	5064.2	104.41%	78.95	105.00%	2303.67	113.95%	18207.13	121.70%
2024/4/30	38406	105.09%	37816	99.51%	5035.69	103.82%	81.93	108.96%	2285.94	113.07%	17763.03	118.73%
2024/4/26	37935	103.80%	38240	100.63%	5099.96	105.14%	83.85	111.52%	2340.09	115.75%	17551.15	117.98%
2024/4/25	37626	102.96%	38066	100.22%	5048.42	104.08%	83.57	111.15%	2332.22	115.38%	17584.54	115.53%
2024/4/24	38460	105.23%	38461	101.21%	5071.63	104.56%	82.81	110.13%	2316.11	114.57%	17201.27	114.97%
2024/4/23	37552	102.75%	38504	101.32%	5070.55	104.54%	83.36	110.87%	2322.02	114.86%	16828.93	112.48%
2024/4/22	37439	102.44%	38240	100.63%	5010.6	103.30%	82.85	110.19%	2327.08	115.11%	16511.69	110.36%
2024/4/19	37068	101.43%	37986	99.96%	4967.23	102.41%	83.14	110.57%	2387.69	118.11%	16224.14	108.44%
2024/4/18	38080	104.19%	37775	99.40%	5011.12	103.31%	82.73	110.03%	2379.31	117.69%	16385.87	109.52%
2024/4/17	37962	103.87%	37753	99.35%	5022.21	103.54%	82.69	109.97%	2360.38	116.76%	16251.84	108.63%
2024/4/16	38471	105.27%	37799	99.47%	5051.41	104.14%	85.36	113.53%	2382.58	117.85%	16248.97	108.61%
2024/4/15	39233	107.35%	37735	99.30%	5061.82	104.36%	85.41	113.59%	2383.23	117.89%	16400.46	110.96%
2024/4/12	39524	108.14%	37983	99.95%	5123.41	105.63%	85.66	113.92%	2343.14	115.90%	16721.69	111.77%
2024/4/11	39443	107.92%	38459	101.20%	5199.06	107.19%	85.02	113.07%	2327.55	117.36%	17095.03	114.26%
2024/4/10	39582	108.30%	38462	101.21%	5160.64	106.40%	86.21	114.66%	2334.19	115.46%	17139.17	114.56%
2024/4/9	39773	108.83%	38884	102.32%	5209.91	107.41%	85.23	113.35%	2352.95	116.39%	16828.07	112.48%
2024/4/8	39347	107.66%	38893	102.34%	5202.39	107.26%	86.43	114.95%	2339.33	115.71%	16732.85	111.84%
2024/4/5	38992	106.69%	38904	102.37%	5204.34	107.30%	86.91	115.59%	2323.59	114.94%	16723.92	111.78%
2024/4/3	39452	107.95%	39127	102.96%	5211.49	107.44%	85.43	113.62%	2300.44	113.79%	16725.10	111.79%
2024/4/2	39839	109.01%	39170	103.07%	5205.81	107.33%	85.15	113.25%	2280.50	112.80%	16931.52	113.17%
2024/3/28	40168	109.91%	39807	104.75%	5254.35	108.33%	83.17	110.61%	2233.99	110.50%	16541.42	110.56%
2024/3/27	40763	111.54%	39760	104.63%	5248.49	108.21%	81.35	108.19%	2192.36	108.44%	16992.84	109.57%
2024/3/26	40398	110.54%	39282	103.37%	5203.58	107.28%	81.62	108.55%	2178.38	107.75%	16618.32	111.08%
2024/3/25	40414	110.58%	39314	103.45%	5218.19	107.58%	81.95	108.99%	2172.09	107.44%	16473.64	110.11%
2024/3/22	40888	111.88%	39476	103.88%	5234.18	107.91%	80.63	107.23%	2165.23	107.10%	16499.47	110.28%
2024/3/21	40816	111.68%	39781	104.68%	5241.53	108.06%	81.07	107.82%	2181.36	107.90%	16863.10	112.71%
2024/3/19	40094	109.46%	39111	102.92%	5178.51	106.76%	83.47	111.01%	2158.80	106.78%	16529.46	110.48%
2024/3/18	39740	108.74%	38790	102.08%	5149.42	106.18%	82.72	110.01%	2161.38	106.91%	16737.13	111.87%
2024/3/15	38708	105.91%	38715	101.88%	5117.09	105.50%	81.04	107.78%	2156.07	106.65%	16720.89	111.76%
2024/3/14	38807	106.19%	38906	102.38%	5150.48	106.19%	81.26	108.07%	2161.63	106.92%	16961.66	113.37%
2024/3/13	38696	105.88%	39043	102.74%	5165.31	106.49%	79.72	106.02%	2174.71	107.57%	17082.11	114.18%
2024/3/12	38798	106.16%	39005	102.64%	5175.27	106.70%	77.56	103.15%	2158.66	106.78%	17093.50	114.25%
2024/3/11	38820	106.22%	38770	102.02%	5117.94	105.52%	77.93	103.64%	2181.40	107.90%	16587.57	110.87%
2024/3/8	39689	108.60%	38723	101.90%	5123.69	105.63%	78.01	103.75%	2177.41	107.70%	16353.39	109.31%
2024/3/7	39599	108.35%	38791	102.08%	5157.36	106.33%	78.93	104.97%	2160.12	106.85%	16229.78	108.48%
2024/3/6	40091	109.70%	38661	101.73%	5104.76	105.24%	79.13	105.24%	2147.86	106.24%	16438.09	109.87%
2024/3/5	40098	109.72%	38585	101.54%	5078.65	104.71%	78.15	103.94%	2127.75	105.25%	16162.64	108.03%
2024/3/4	40109	109.75%	38990	102.60%	5130.95	105.78%	78.74	104.72%	2114.63	104.60%	16595.97	110.93%
2024/3/1	39911	109.20%	39087	102.86%	5137.08	105.91%	79.97	106.36%	2083.60	103.06%	16589.44	110.88%
2024/2/29	39166	107.17%	38996	102.62%	5096.27	105.07%	78.26	104.08%	2044.20	101.12%	16511.44	110.36%
2024/2/28	39208	107.28%	38949	102.49%	5069.76	104.52%	78.54	104.46%	2034.52	100.64%	16536.85	110.53%
2024/2/27	39240	107.37%	38972	102.55%	5078.18	104.70%	78.87	104.89%	2030.32	100.43%	16790.80	112.23%
2024/2/26	39234	107.35%	39069	102.81%	5069.53	104.52%	77.58	103.18%	2031.22	100.47%	16634.74	111.19%
2024/2/22	39099	106.98%	39069	102.81%	5087.03	104.88%	78.61	104.55%	2024.45	100.14%	16742.95	111.91%
2024/2/21	38262	104.69%	38612	101.61%	4981.8	102.71%	77.91	103.62%	2026.10	100.22%	16503.10	110.31%
2024/2/20	38364	104.97%	38564	101.48%	4975.51	102.58%	78.18	103.98%	2024.34	100.13%	16247.51	108.60%
2024/2/16	38487	105.31%	38628	101.65%	5005.57	103.20%	79.19	105.32%	2012.03	99.52%	16339.96	109.22%
2024/2/15	38158	104.41%	38773	102.03%	5029.73	103.70%	78.03	103.78%	2004.30	99.14%	15944.63	106.57%
2024/2/14	37703	103.16%	38424	101.11%	5000.62	103.10%	76.64	101.93%	1992.35	98.55%	15879.38	106.14%
2024/2/9	36897	100.96%	38672	101.76%	5026.61	103.63%	76.84	102.19%	2025.18	100.17%	15746.58	105.25%
2024/2/8	36863	100.87%	38726	101.91%	4997.91	103.04%	76.82	101.37%	2034.48	100.63%	15878.07	106.13%
2024/2/7	36120	98.83%	38677	101.78%	4995.06	102.98%	73.86	98.23%	2035.15	100.67%	16081.89	107.49%
2024/2/6	36161	98.94%	38521	101.37%	4954.23	102.14%	73.31	97.50%	2036.05	100.71%	16136.87	107.86%
2024/2/5	36354	99.47%	38380	101.00%	4942.81	101.90%	72.78	96.79%	2025.17	100.17%	15510.01	103.67%
2												

過去5日及び過去4週の4本値と各種ピボット

2024/06/10 ~ 2024/06/14

USD/JPY						Demark					Pivot					Fibonacci Zone							
日足	Open	High	Low	Close	値幅/日	引け形態	真の高値	真の安値	予想高値	予想安値	予想高値	予想安値	StopLoss	Support	Pivot	Resistance	StopLoss	3-days AVG	Support Zone 2	Support Zone 1	BP	Resistance Zone 1	Resistance Zone 2
2024/06/10	156.77	157.19	156.71	157.02	48p	陽線引け	-	-	-	-	157.56	156.97	156.28	156.49	156.76	157.24	157.45	157.72	156.31 ~ 156.49	156.68 ~ 156.73	156.97	157.21 ~ 157.27	157.45 ~ 157.64
2024/06/11	157.02	157.40	156.81	157.13	59p	陽線引け	157.40	156.81	157.56	156.97	157.56	156.97	156.28	156.52	156.82	157.11	157.41	157.70	156.30 ~ 156.52	156.75 ~ 156.82	157.11	157.41 ~ 157.48	157.70 ~ 157.93
2024/06/12	157.13	157.37	156.72	156.60	165p	陰線引け	157.37	156.72	156.99	155.33	156.99	155.33	154.10	154.91	155.76	156.56	157.41	158.21	154.28 ~ 154.91	155.54 ~ 155.74	156.56	157.39 ~ 157.58	158.21 ~ 158.85
2024/06/13	156.60	157.31	156.59	157.01	72p	陽線引け	157.31	156.59	157.52	156.80	157.52	156.80	155.91	156.25	156.63	156.97	157.35	157.69	155.97 ~ 156.25	156.52 ~ 156.61	156.97	157.33 ~ 157.42	157.69 ~ 157.97
2024/06/14	157.01	158.26	156.89	157.31	137p	陽線引け	158.26	156.89	158.47	157.10	158.47	157.10	155.34	156.12	156.71	157.48	158.08	158.85	155.45 ~ 156.12	156.64 ~ 156.80	157.48	158.17 ~ 158.33	158.85 ~ 159.37
2024/05/20 ~ 2024/05/24	155.63	157.19	155.50	156.93	169p	陽線引け	-	-	-	-	157.56	156.97	156.28	156.49	156.76	157.24	157.45	157.72	154.28 ~ 154.85	155.49 ~ 155.69	156.54	157.39 ~ 157.59	158.24 ~ 158.88
2024/05/27 ~ 2024/05/31	156.89	157.71	156.38	157.27	133p	陽線引け	157.71	156.38	156.80	156.39	156.80	156.39	155.20	155.79	156.53	157.12	157.86	158.45	155.28 ~ 155.79	156.30 ~ 156.45	157.12	157.78 ~ 157.94	158.45 ~ 158.96
2024/06/03 ~ 2024/06/07	157.24	157.47	154.55	156.75	292p	陰線引け	157.47	154.55	157.11	154.19	157.11	154.19	152.13	153.34	155.04	156.26	157.96	159.17	152.22 ~ 153.34	154.45 ~ 154.80	156.26	157.71 ~ 158.06	159.17 ~ 160.29
2024/06/10 ~ 2024/06/14	156.77	158.26	155.72	157.31	254p	陽線引け	158.26	155.72	159.05	156.51	159.05	156.51	153.40	154.56	155.93	157.09	158.47	159.63	153.59 ~ 154.56	155.53 ~ 155.83	157.09	158.36 ~ 158.66	159.63 ~ 160.60

EUR/JPY						Demark					Pivot					Fibonacci Zone							
日足	Open	High	Low	Close	値幅/日	引け形態	真の高値	真の安値	予想高値	予想安値	予想高値	予想安値	StopLoss	Support	Pivot	Resistance	StopLoss	3-days AVG	Support Zone 2	Support Zone 1	BP	Resistance Zone 1	Resistance Zone 2
2024/06/10	168.86	169.22	168.31	169.04	91p	陽線引け	-	-	-	-	169.11	167.99	167.14	167.72	168.26	168.84	169.96	170.50	167.29 ~ 167.72	168.15 ~ 168.28	168.84	169.40 ~ 169.53	169.96 ~ 170.39
2024/06/11	169.04	169.43	168.31	168.79	112p	陰線引け	169.43	168.31	169.11	167.99	169.11	167.99	167.14	167.72	168.26	168.84	169.96	170.50	167.29 ~ 167.72	168.15 ~ 168.28	168.84	169.40 ~ 169.53	169.96 ~ 170.39
2024/06/12	168.79	169.59	168.66	169.33	93p	陽線引け	169.59	168.66	169.92	169.00	169.92	169.00	167.87	168.27	168.80	169.19	170.12	170.65	166.96 ~ 168.27	168.62 ~ 168.73	169.19	169.66 ~ 169.77	170.12 ~ 170.47
2024/06/13	169.33	170.14	168.28	168.62	185p	陰線引け	170.14	168.28	169.38	167.52	169.38	167.52	166.03	167.16	167.89	169.01	169.74	170.87	166.45 ~ 167.16	167.87 ~ 168.09	169.01	169.94 ~ 170.16	170.87 ~ 171.58
2024/06/14	168.62	169.80	167.54	168.41	227p	陽線引け	169.80	167.54	169.11	166.84	169.11	166.84	165.10	166.32	167.36	168.58	169.63	170.85	165.45 ~ 166.32	167.18 ~ 167.45	168.58	169.72 ~ 169.98	170.85 ~ 171.72
2024/05/20 ~ 2024/05/24	169.16	170.50	169.07	170.26	143p	陽線引け	-	-	-	-	169.11	167.99	167.14	167.72	168.26	168.84	169.96	170.50	167.29 ~ 167.72	168.15 ~ 168.28	168.84	169.40 ~ 169.53	169.96 ~ 170.39
2024/05/27 ~ 2024/05/31	170.21	170.80	169.07	170.66	173p	陽線引け	170.80	169.07	171.60	169.86	171.59	169.86	167.82	168.44	169.55	170.18	171.28	171.91	167.78 ~ 168.44	169.11 ~ 169.31	170.18	171.04 ~ 171.25	171.91 ~ 172.57
2024/06/03 ~ 2024/06/07	170.56	170.89	168.07	169.30	283p	陰線引け	170.89	168.07	170.10	167.27	170.10	167.27	165.12	166.59	167.95	169.42	170.77	172.24	165.51 ~ 166.59	167.67 ~ 168.01	169.42	170.83 ~ 171.17	172.24 ~ 173.32
2024/06/10 ~ 2024/06/14	168.86	170.14	167.54	168.41	260p	陽線引け	170.14	167.54	169.27	166.67	169.27	166.67	164.65	166.09	167.25	168.69	169.85	171.30	165.10 ~ 166.09	167.09 ~ 167.39	168.69	170.00 ~ 170.30	171.30 ~ 172.29

EUR/USD						Demark					Pivot					Fibonacci Zone							
日足	Open	High	Low	Close	値幅/日	引け形態	真の高値	真の安値	予想高値	予想安値	予想高値	予想安値	StopLoss	Support	Pivot	Resistance	StopLoss	3-days AVG	Support Zone 2	Support Zone 1	BP	Resistance Zone 1	Resistance Zone 2
2024/06/10	1.0773	1.0782	1.0733	1.0766	48p	陽線引け	-	-	-	-	1.0758	1.0704	1.0663	1.0712	1.0739	1.0760	1.0787	1.0835	1.0693 ~ 1.0712	1.0730 ~ 1.0736	1.0760	1.0784 ~ 1.0790	1.0808 ~ 1.0827
2024/06/11	1.0766	1.0774	1.0720	1.0742	54p	陰線引け	1.0774	1.0720	1.0758	1.0704	1.0758	1.0704	1.0663	1.0692	1.0717	1.0745	1.0771	1.0799	1.0671 ~ 1.0692	1.0712 ~ 1.0719	1.0745	1.0772 ~ 1.0778	1.0799 ~ 1.0819
2024/06/12	1.0742	1.0852	1.0735	1.0813	118p	陽線引け	1.0852	1.0735	1.0892	1.0774	1.0892	1.0774	1.0630	1.0682	1.0748	1.0800	1.0865	1.0918	1.0637 ~ 1.0682	1.0727 ~ 1.0741	1.0800	1.0859 ~ 1.0873	1.0918 ~ 1.0963
2024/06/13	1.0813	1.0817	1.0733	1.0740	83p	陰線引け	1.0817	1.0733	1.0778	1.0695	1.0778	1.0695	1.0627	1.0680	1.0710	1.0763	1.0793	1.0846	1.0648 ~ 1.0680	1.0712 ~ 1.0722	1.0763	1.0805 ~ 1.0814	1.0846 ~ 1.0878
2024/06/14	1.0739	1.0745	1.0668	1.0706	77p	陽線引け	1.0745	1.0668	1.0726	1.0648	1.0726	1.0648	1.0590	1.0629	1.0668	1.0706	1.0784	1.0822	1.0600 ~ 1.0629	1.0659 ~ 1.0668	1.0706	1.0745 ~ 1.0754	1.0784 ~ 1.0813
2024/05/20 ~ 2024/05/24	1.0870	1.0885	1.0805	1.0849	79p	陽線引け	-	-	-	-	1.0870	1.0805	1.0767	1.0808	1.0846	1.0887	1.0926	1.0967	1.0736 ~ 1.0767	1.0797 ~ 1.0806	1.0846	1.0886 ~ 1.0895	1.0926 ~ 1.0956
2024/05/27 ~ 2024/05/31	1.0850	1.0889	1.0789	1.0851	100p	陽線引け	1.0889	1.0789	1.0912	1.0828	1.0912	1.0828	1.0696	1.0742	1.0797	1.0843	1.0897	1.0943	1.0704 ~ 1.0742	1.0781 ~ 1.0793	1.0843	1.0893 ~ 1.0905	1.0943 ~ 1.0982
2024/06/03 ~ 2024/06/07	1.0848	1.0916	1.0800	1.0801	116p	陰線引け	1.0916	1.0800	1.0858	1.0743	1.0858	1.0743	1.0646	1.0723	1.0762	1.0839	1.0878	1.0955	1.0679 ~ 1.0723	1.0768 ~ 1.0781	1.0839	1.0897 ~ 1.0910	1.0955 ~ 1.0999
2024/06/10 ~ 2024/06/14	1.0773	1.0852	1.0668	1.0706	184p	陽線引け	1.0852	1.0668	1.0779	1.0595	1.0779	1.0595	1.0447	1.0558	1.0632	1.0742	1.0816	1.0927	1.0487 ~ 1.0558	1.0628 ~ 1.0650	1.0742	1.0834 ~ 1.0856	1.0927 ~ 1.0997

GBP/JPY						Demark					Pivot					Fibonacci Zone							
日足	Open	High	Low	Close	値幅/日	引け形態	真の高値	真の安値	予想高値	予想安値	予想高値	予想安値	StopLoss	Support	Pivot	Resistance	StopLoss	3-days AVG	Support Zone 2	Support Zone 1	BP	Resistance Zone 1	Resistance Zone 2
2024/06/10	199.46	200.05	198.94	199.87	111p	陽線引け	-	-	-	-	199.80	199.09	198.08	198.51	199.19	199.62	200.30	201.42	198.08 ~ 198.51	198.93 ~ 199.06	199.62	200.18 ~ 200.31	200.73 ~ 201.16
2024/06/11	199.87	200.39	199.68	200.21	71p	陰線引け	200.39	199.68	200.65	199.95	200.65	199.95	199.09	199.39	199.80	200.09	200.51	200.80	199.12 ~ 199.39	199.66 ~ 199.74	200.09	200.45 ~ 200.53	200.80 ~ 201.07
2024/06/12	200.21	200.93	199.90	200.44	102p	陽線引け	200.93	199.90	201.20	200.17	201.20	200.17	198.90	199.40	199.92	200.42	200.94	201.45	199.01 ~ 199.40	199.79 ~ 199.91	200.42	200.94 ~ 201.06	201.45 ~ 201.84
2024/06/13	200.44	201.32	199.71	200.34	161p	陰線引け	201.32	199.71	200.83	199.22	200.83	199.22	197.99	198.85	199.59	200.45	201.20	202.06	198.23 ~ 198.85	199.46 ~ 199.65	200.45	201.26 ~ 201.45	202.06 ~ 202.68
2024/06/14	200.31	201.62	198.93	199.62	269p	陽線引け	201.62	198.93	200.62	197.93	200.62	197.93	195.80	197.37	198.49	200.06	201.18	202.75	196.34 ~ 197.37	198.39 ~ 198.71	200.06	201.40 ~ 201.72	202.75 ~ 203.77
2024/05/20 ~ 2024/05/24	197.68	200.10	197.39	199.93	271p	陽線引け	-	-	-	-	199.80	199.09	198.08	198.51	199.19	199.62	200.30	201.42	197.36 ~ 197.67	1.0797 ~ 1.0806	1.0846	1.0886 ~ 1.0895	1.0926 ~ 1.0956
2024/05/27 ~ 2024/05/31	199.93	200.74	198.76	200.43	198p	陽線引け	200.74	198.76	202.27	198.91	202.27	198.91	201.58	199.60	199.23	199.98	201.20	201.96	197.24 ~ 199.98				

IMM扱い8通貨/ダウ/日経/金/オイル/主要クロス円の過去5日及び過去5週の4本値

AUDUSD					CADUSD					CHFUSD				
Date	Open	High	Low	Close	Date	Open	High	Low	Close	Date	Open	High	Low	Close
2024/06/14	0.6635	0.6642	0.6592	0.6616	2024/06/14	0.7278	0.7284	0.7257	0.7282	2024/06/14	1.1190	1.1242	1.1176	1.1234
2024/06/13	0.6663	0.6675	0.6626	0.6635	2024/06/13	0.7289	0.7291	0.7265	0.7279	2024/06/13	1.1183	1.1196	1.1152	1.1191
2024/06/12	0.6606	0.6704	0.6598	0.6663	2024/06/12	0.7269	0.7310	0.7267	0.7290	2024/06/12	1.1141	1.1244	1.1132	1.1183
2024/06/11	0.6610	0.6614	0.6589	0.6606	2024/06/11	0.7269	0.7274	0.7251	0.7269	2024/06/11	1.1161	1.1161	1.1119	1.1141
2024/06/10	0.6578	0.6612	0.6576	0.6610	2024/06/10	0.7264	0.7271	0.7256	0.7269	2024/06/10	1.1140	1.1167	1.1132	1.1162

CNYUSD					EURUSD					GBPUSD				
Date	Open	High	Low	Close	Date	Open	High	Low	Close	Date	Open	High	Low	Close
2024/06/14	0.1375	0.1376	0.1375	0.1375	2024/06/14	1.0739	1.0745	1.0668	1.0706	2024/06/14	1.2758	1.2763	1.2657	1.2690
2024/06/13	0.1377	0.1377	0.1376	0.1376	2024/06/13	1.0813	1.0817	1.0733	1.0740	2024/06/13	1.2800	1.2807	1.2739	1.2760
2024/06/12	0.1375	0.1376	0.1375	0.1376	2024/06/12	1.0742	1.0852	1.0735	1.0813	2024/06/12	1.2742	1.2860	1.2733	1.2800
2024/06/11	0.1376	0.1377	0.1375	0.1375	2024/06/11	1.0766	1.0774	1.0720	1.0742	2024/06/11	1.2729	1.2752	1.2706	1.2742
2024/06/10	0.1376	0.1377	0.1375	0.1376	2024/06/10	1.0773	1.0782	1.0733	1.0766	2024/06/10	1.2723	1.2737	1.2688	1.2729

JPYUSD					MXNUSD					NZDUSD				
Date	Open	High	Low	Close	Date	Open	High	Low	Close	Date	Open	High	Low	Close
2024/06/14	0.0064	0.0064	0.0063	0.0064	2024/06/14	0.0543	0.0544	0.0535	0.0542	2024/06/14	0.6168	0.6169	0.6116	0.6141
2024/06/13	0.0064	0.0064	0.0064	0.0064	2024/06/13	0.0534	0.0544	0.0531	0.0543	2024/06/13	0.6186	0.6199	0.6160	0.6169
2024/06/12	0.0064	0.0064	0.0064	0.0064	2024/06/12	0.0539	0.0540	0.0527	0.0534	2024/06/12	0.6142	0.6222	0.6135	0.6186
2024/06/11	0.0064	0.0064	0.0064	0.0064	2024/06/11	0.0549	0.0549	0.0538	0.0539	2024/06/11	0.6129	0.6150	0.6118	0.6142
2024/06/10	0.0064	0.0064	0.0064	0.0064	2024/06/10	0.0543	0.0549	0.0536	0.0548	2024/06/10	0.6102	0.6129	0.6100	0.6128

Nikkei 225 -Japan (NIX)					(ドル建て終値)		出来高	
Date	Open	High	Low	Close				
2024/06/14	38587.57	39025.70	38554.75	38814.56	246.75	0	2292197300	
2024/06/13	39182.06	39252.44	38689.79	38720.47	246.62	1159251000	1810207600	
2024/06/12	38865.15	38945.99	38809.36	38876.71	248.26	1081606600	1640049300	
2024/06/11	39175.59	39336.66	39074.88	39134.79	249.07	933293200	1527863700	
2024/06/10	38689.78	39081.54	38689.78	39038.16	248.62	892254800	1465525700	
週4本値	38689.78	39336.66	38554.75	38814.56	246.75	(N225銘柄計)	(東証一部全体計)	

XAUUSD				
Date	Open	High	Low	Close
2024/06/14	2304.09	2336.62	2301.60	2332.64
2024/06/13	2325.11	2326.53	2295.68	2303.96
2024/06/12	2317.17	2341.54	2310.87	2324.77
2024/06/11	2312.08	2319.94	2297.90	2316.87
2024/06/10	2295.27	2313.77	2287.86	2310.70
週4本値	2295.27	2341.54	2287.86	2332.64

Dow Jones Industrial - USA (DJIA)					出来高	
Date	Open	High	Low	Close		
2024/06/14	38528.39	38595.24	38305.85	38589.16	272200000	
2024/06/13	38677.12	38712.21	38407.70	38647.10	341330000	
2024/06/12	38950.65	39120.26	38621.45	38712.21	472280000	
2024/06/11	38795.71	38795.71	38446.24	38747.42	383090000	
2024/06/10	38784.90	38877.86	38665.45	38868.04	330580000	
週4本値	38784.90	39120.26	38305.85	38589.16		

Historical Data by

 Arrangement by
<https://fx.najirane.com>

Crude Light Oil					出来高	
Date	Open	High	Low	Close		
2024/06/14	77.96	79.15	77.73	78.45	307638	
2024/06/13	78.37	78.89	77.67	78.62	307638	
2024/06/12	78.22	79.32	77.88	78.50	322285	
2024/06/11	78.12	78.36	77.22	77.90	314874	
2024/06/10	75.35	78.29	75.23	77.74	280253	
週4本値	75.35	79.32	75.23	78.45		

USDJPY					EURJPY					GBPJPY				
日付	始値	高値	安値	終値	日付	始値	高値	安値	終値	日付	始値	高値	安値	終値
2024/06/14	157.01	158.26	156.89	157.31	2024/06/14	168.62	169.80	167.54	168.41	2024/06/14	200.31	201.62	198.93	199.62
2024/06/13	156.60	157.31	156.59	157.01	2024/06/13	169.33	170.14	168.28	168.62	2024/06/13	200.44	201.32	199.71	200.34
2024/06/12	157.13	157.37	155.72	156.60	2024/06/12	168.79	169.59	168.66	169.33	2024/06/12	200.21	200.93	199.90	200.44
2024/06/11	157.02	157.40	156.81	157.13	2024/06/11	169.04	169.43	168.31	168.79	2024/06/11	199.87	200.39	199.68	200.21
2024/06/10	156.77	157.19	156.71	157.02	2024/06/10	168.86	169.22	168.31	169.04	2024/06/10	199.46	200.05	198.94	199.87

USDJPY Weekly					EURJPY Weekly					GBPJPY Weekly				
日付	始値	高値	安値	終値	日付	始値	高値	安値	終値	日付	始値	高値	安値	終値
2024/06/14	156.77	158.26	155.72	157.31	2024/06/14	168.86	170.14	167.54	168.41	2024/06/14	199.46	201.62	198.93	199.62
2024/06/07	157.24	157.47	154.55	156.75	2024/06/07	170.56	171.54	168.07	169.30	2024/06/07	200.31	200.74	197.22	199.40
2024/05/31	156.89	157.71	155.95	156.11	2024/05/31	170.21	170.89	169.07	170.66	2024/05/31	200.35	200.74	198.76	200.43
2024/05/24	155.63	157.19	155.50	156.89	2024/05/24	169.16	170.50	169.07	170.26	2024/05/24	198.52	200.43	197.39	199.93
2024/05/17	155.70	156.74	137.27	156.22	2024/05/17	167.73	169.79	167.34	169.27	2024/05/17	196.19	198.65	194.85	197.82

先週のIMM取り扱い対ドル8通貨チャート

※ 赤点線は週最高値/青天線は週最低値、BB中心線はSMA21

2024/06/10 ~ 2024/06/14

Chart by OANDA Japan MetaTrader4

