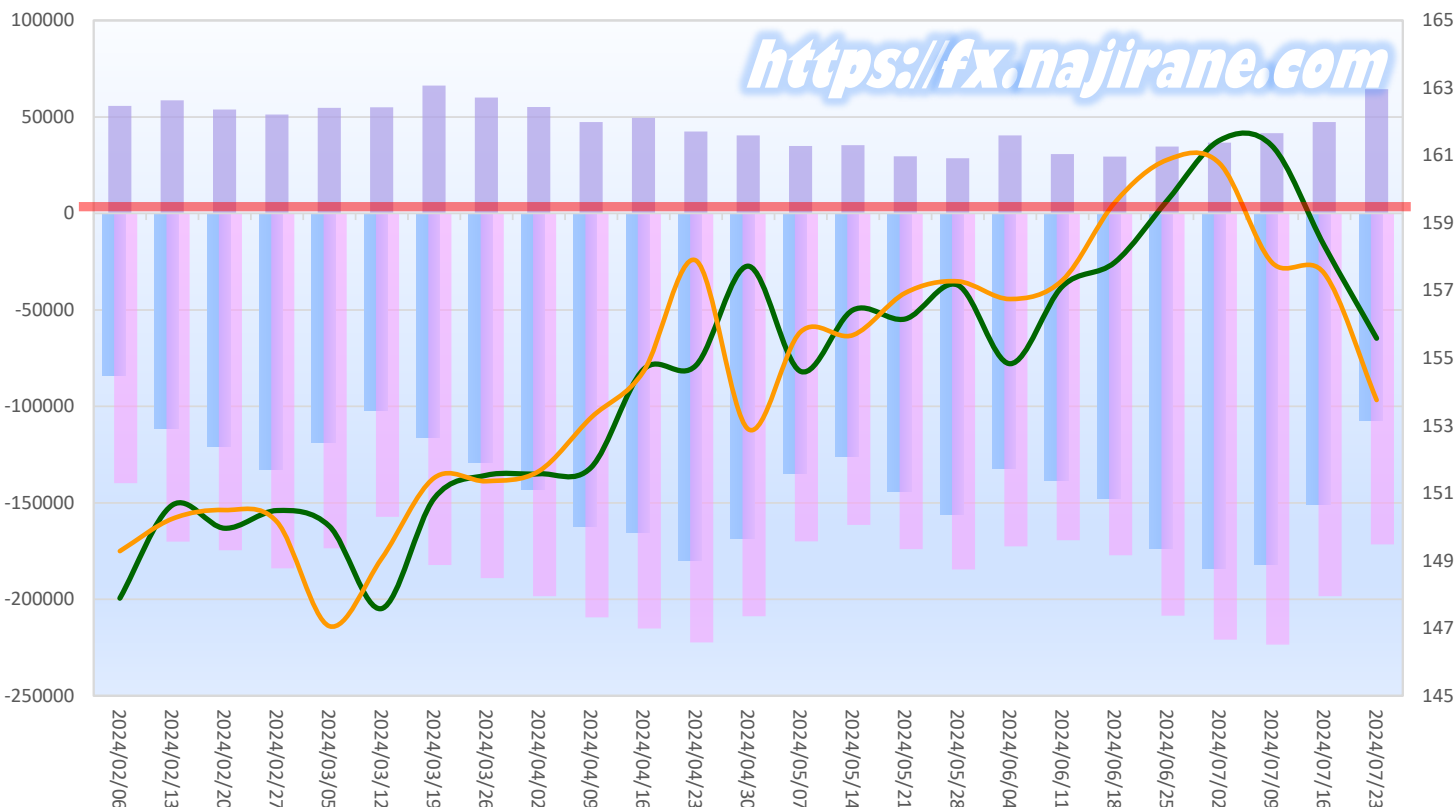


JAPANESE YEN - CHICAGO MERCANTILE EXCHANGE											Code-097741			
2024/01/30 ~ 2024/07/23											2024/08/09 NYクローズ時公表値			
Report_Date	Non Commercial Positions												参考引値	
	Long	増減	増減(%)	Short	増減	増減(%)	売り越し	増減	増減(%)	売買計	増減	増減(%)	7/23(火)	7/26(金)
2024/07/23	64390	17034	36.0%	171498	-26930	-13.6%	107108	-43964	-29.1%	235888	-9896	-4.0%	155.59	153.76
2024/07/16	47356	5835	14.1%	198428	-25126	-11.2%	151072	-30961	-17.0%	245784	-19291	-7.3%	158.33	157.51
2024/07/09	41521	4807	13.1%	223554	2617	1.2%	182033	-2190	-1.2%	265075	7424	2.9%	161.29	157.83
2024/07/02	36714	2138	6.2%	220937	12461	6.0%	184223	10323	5.9%	257651	14599	6.0%	161.45	160.77
2024/06/25	34576	5147	17.5%	208476	31294	17.7%	173900	26147	17.7%	243052	36441	17.6%	159.66	160.87
2024/06/18	29429	-1334	-4.3%	177182	7840	4.6%	147753	9174	6.6%	206611	6506	3.3%	157.84	159.61
2024/06/11	30763	-9664	-23.9%	169342	-3186	-1.8%	138579	6478	4.9%	200105	-12850	-6.0%	157.13	157.31
2024/06/04	40427	11862	41.5%	172528	-12076	-6.5%	132101	-23938	-15.3%	212955	-214	-0.1%	154.83	156.75
2024/05/28	28565	-1049	-3.5%	184604	10623	6.1%	156039	11672	8.1%	213169	9574	4.7%	157.16	157.27
2024/05/21	29614	-5689	-16.1%	173981	12496	7.7%	144367	18185	14.4%	203595	6807	3.5%	156.16	156.93
2024/05/14	35303	313	0.9%	161485	-8427	-5.0%	126182	-8740	-6.5%	196788	-8114	-4.0%	156.42	155.68
2024/05/07	34990	-5445	-13.5%	169912	-38911	-18.6%	134922	-33466	-19.9%	204902	-44356	-17.8%	154.61	155.78
2024/04/30	40435	-1991	-4.7%	208823	-13522	-6.1%	168388	-11531	-6.4%	249258	-15513	-5.9%	157.72	152.90
2024/04/23	42426	-7037	-14.2%	222345	7263	3.4%	179919	14300	8.6%	264771	226	0.1%	154.78	157.89
2024/04/16	49463	2188	4.6%	215082	5656	2.7%	165619	3468	2.1%	264545	7844	3.1%	154.67	154.61
2024/04/09	47275	-7915	-14.3%	209426	11006	5.5%	162151	18921	13.2%	256701	3091	1.2%	151.76	153.24
2024/04/02	55190	-4779	-8.0%	198420	9345	4.9%	143230	14124	10.9%	253610	4566	1.8%	151.57	151.65
2024/03/26	59969	-6305	-9.5%	189075	6789	3.7%	129106	13094	11.3%	249044	484	0.2%	151.53	151.36
2024/03/19	66274	11351	20.7%	182286	25041	15.9%	116012	13690	13.4%	248560	36392	17.2%	150.84	151.45
2024/03/12	54923	252	0.5%	157245	-16269	-9.4%	102322	-16521	-13.9%	212168	-16017	-7.0%	147.58	149.07
2024/03/05	54671	3410	6.7%	173514	-10452	-5.7%	118843	-13862	-10.4%	228185	-7042	-3.0%	150.02	147.06
2024/02/27	51261	-2601	-4.8%	183966	9326	5.3%	132705	11927	9.9%	235227	6725	2.9%	150.49	150.15
2024/02/20	53862	-4692	-8.0%	174640	4550	2.7%	120778	9242	8.3%	228502	-142	-0.1%	149.96	150.50
2024/02/13	58554	2908	5.2%	170090	30214	21.6%	111536	27306	32.4%	228644	33122	16.9%	150.65	150.24
2024/02/06	55646	10728	23.9%	139876	14503	11.6%	84230	3775	4.7%	195522	25231	14.8%	147.89	149.28
2024/01/30	44918			125373			80455			170291			147.61	148.31

JAPANESE YEN - CHICAGO MERCANTILE EXCHANGE FUTURES ONLY POSITIONS

売越し Long Short 火曜終値 金曜終値

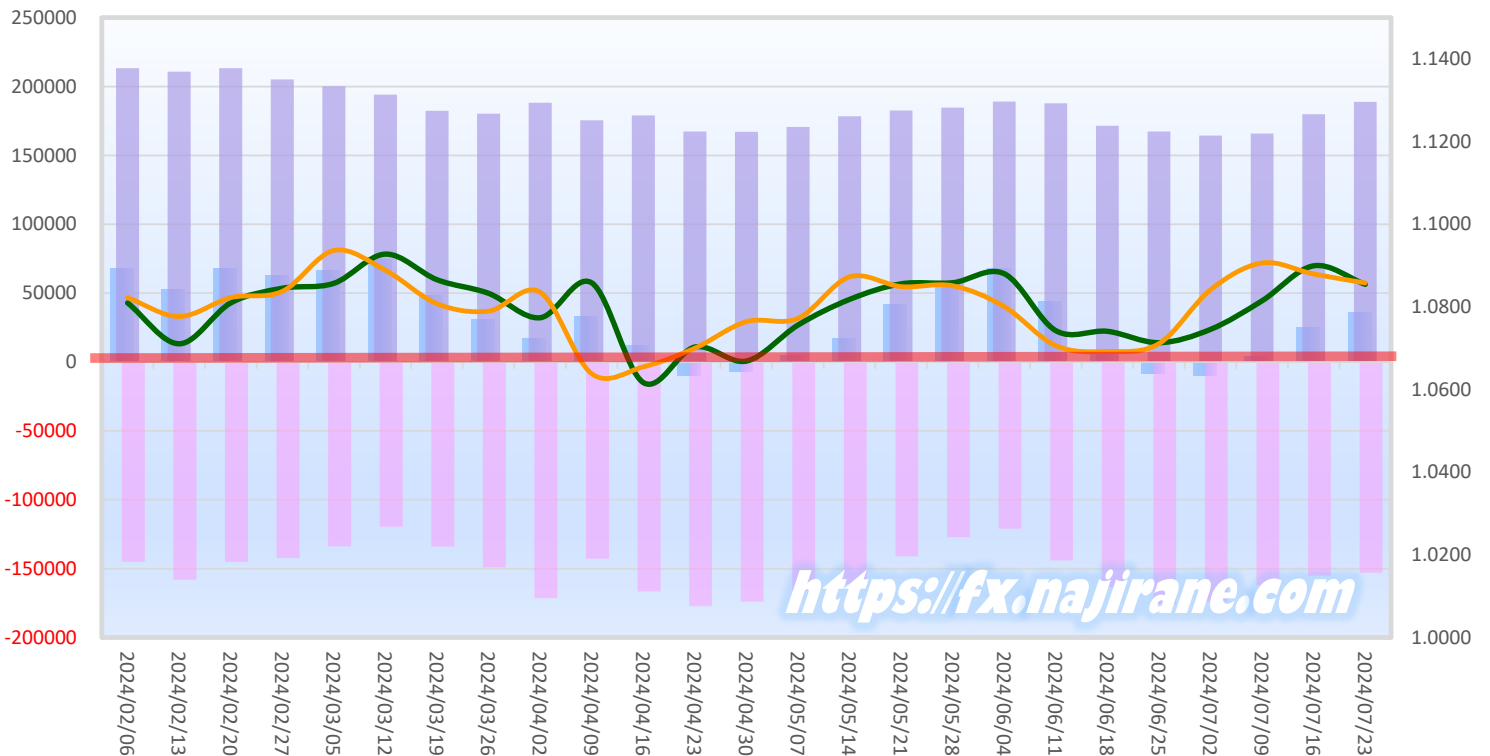


EURO FX - CHICAGO MERCANTILE EXCHANGE Code-099741
2024/01/30 ~ 2024/07/23 2024/08/09 NYクローズ時公表値

Report_Date	Non Commercial Positions											参考引け値		
	Long	増減		Short	増減		売り越し	増減		売買計	増減		7/23(火)	7/26(金)
2024/07/23	188929	8992	5.0%	153023	-2165	-1.4%	-35906	11157	45.1%	341952	6827	2.0%	1.0855	1.0858
2024/07/16	179937	14108	8.5%	155188	-7018	-4.3%	-24749	21126	583.1%	335125	7090	2.2%	1.0899	1.0880
2024/07/09	165829	1460	0.9%	162206	-11682	-6.7%	-3623	-13142	-138.1%	328035	-10222	-3.0%	1.0815	1.0906
2024/07/02	164369	-3001	-1.8%	173888	-1913	-1.1%	9519	1088	12.9%	338257	-4914	-1.4%	1.0746	1.0842
2024/06/25	167370	-4094	-2.4%	175801	12288	7.5%	8431	-16382	-206.0%	343171	8194	2.4%	1.0713	1.0711
2024/06/18	171464	-16233	-8.6%	163513	19460	13.5%	-7951	-35693	-81.8%	334977	3227	1.0%	1.0741	1.0692
2024/06/11	187697	-1260	-0.7%	144053	22966	19.0%	-43644	-24226	-35.7%	331750	21706	7.0%	1.0742	1.0706
2024/06/04	188957	4301	2.3%	121087	-5997	-4.7%	-67870	10298	17.9%	310044	-1696	-0.5%	1.0880	1.0801
2024/05/28	184656	2082	1.1%	127084	-14015	-9.9%	-57572	16097	38.8%	311740	-11933	-3.7%	1.0858	1.0851
2024/05/21	182574	4176	2.3%	141099	-20144	-12.5%	-41475	24320	141.8%	323673	-15968	-4.7%	1.0856	1.0849
2024/05/14	178398	7804	4.6%	161243	-4761	-2.9%	-17155	12565	273.7%	339641	3043	0.9%	1.0818	1.0873
2024/05/07	170594	3409	2.0%	166004	-7958	-4.6%	-4590	-11367	-167.7%	336598	-4549	-1.3%	1.0756	1.0772
2024/04/30	167185	-111	-0.1%	173962	-3323	-1.9%	6777	-3212	-32.2%	341147	-3434	-1.0%	1.0669	1.0764
2024/04/23	167296	-11616	-6.5%	177285	10597	6.4%	9989	-22213	-181.7%	344581	-1019	-0.3%	1.0703	1.0700
2024/04/16	178912	3493	2.0%	166688	23992	16.8%	-12224	-20499	-62.6%	345600	27485	8.6%	1.0617	1.0655
2024/04/09	175419	-12839	-6.8%	142696	-28768	-16.8%	-32723	15929	94.8%	318115	-41607	###	1.0858	1.0638
2024/04/02	188258	8065	4.5%	171464	22465	15.1%	-16794	-14400	-46.2%	359722	30530	9.3%	1.0774	1.0835
2024/03/26	180193	-2189	-1.2%	148999	14959	11.2%	-31194	-17148	-35.5%	329192	12770	4.0%	1.0833	1.0790
2024/03/19	182382	-11616	-6.0%	134040	14449	12.1%	-48342	-26065	-35.0%	316422	2833	0.9%	1.0866	1.0808
2024/03/12	193998	-6027	-3.0%	119591	-14123	-10.6%	-74407	8096	12.2%	313589	-20150	-6.0%	1.0928	1.0889
2024/03/05	200025	-5209	-2.5%	133714	-8666	-6.1%	-66311	3457	5.5%	333739	-13875	-4.0%	1.0857	1.0937
2024/02/27	205234	-7960	-3.7%	142380	-2798	-1.9%	-62854	-5162	-7.6%	347614	-10758	-3.0%	1.0845	1.0838
2024/02/20	213194	2346	1.1%	145178	-12832	-8.1%	-68016	15178	28.7%	358372	-10486	-2.8%	1.0810	1.0822
2024/02/13	210848	8398	4.1%	158010	17713	12.6%	-52838	-9315	-15.0%	368858	26111	7.6%	1.0711	1.0777
2024/02/06	202450	2090	1.0%	140297	28708	25.7%	-62153	-26618	-30.0%	342747	30798	9.9%	1.0755	1.0786
2024/01/30	200360			111589			-88771			311949			1.0844	1.0793

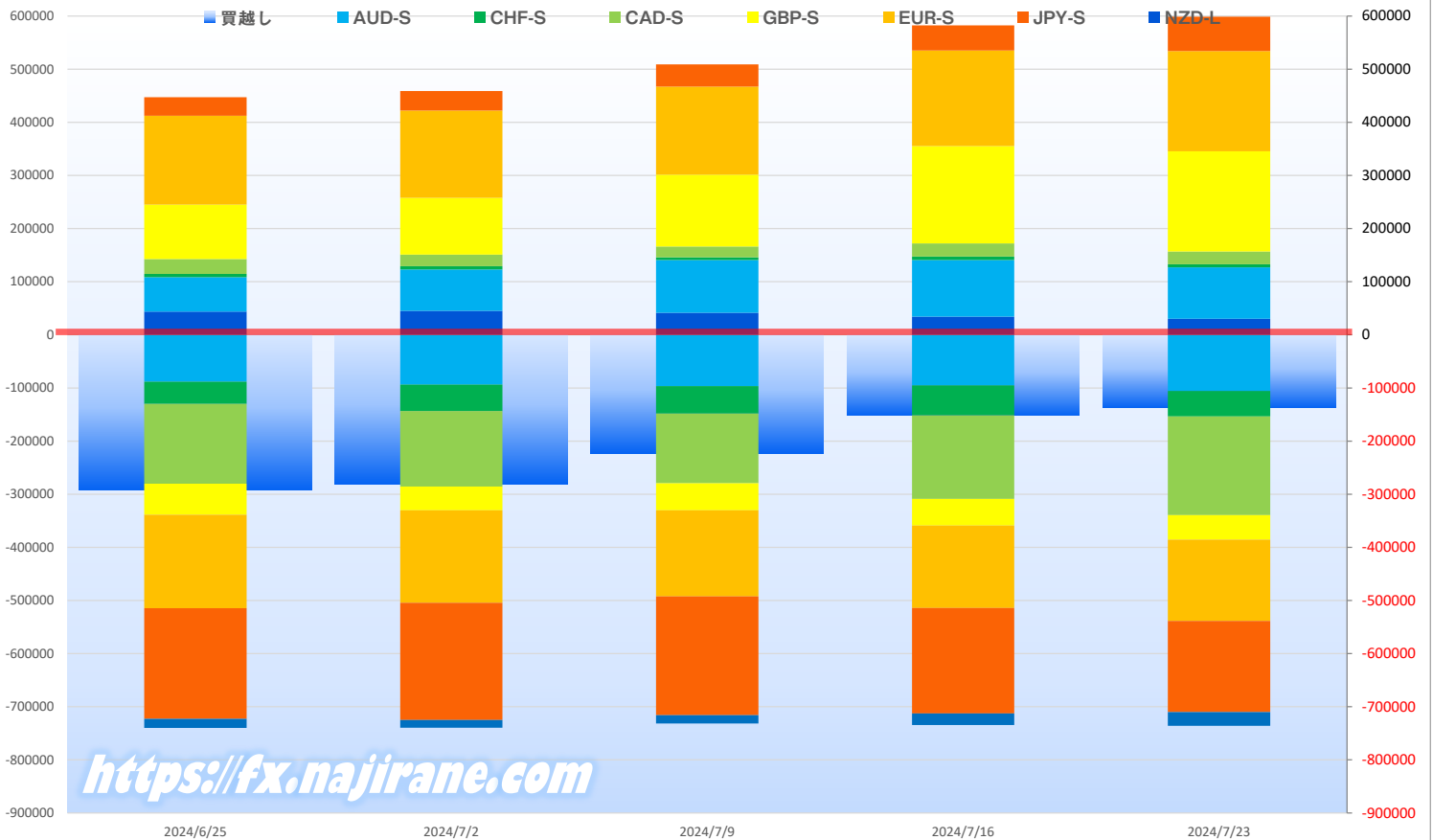
EURO FX - CHICAGO MERCANTILE EXCHANGE
FUTURES ONLY POSITIONS

■ 売越し ■ Long ■ Short ■ 火曜終値 ■ 金曜終値



	2024/06/25			2024/07/02			2024/07/09			2024/07/16			2024/07/23		
	Long	Short	売り越し	Long	Short	売り越し	Long	Short	売り越し	Long	Short	売り越し	Long	Short	売り越し
JPY	34576	208476	173900	36714	220937	184223	41521	223554	182033	47356	198428	151072	64390	171498	107108
	前週比 枚数増減 (枚)			2138	12461	10323	4807	2617	-2190	5835	-25126	-30961	17034	-26930	-43964
	前週比 枚数増減 (%)			6.2%	6.0%	5.9%	13.1%	1.2%	-1.2%	14.1%	-11.2%	-17.0%	36.0%	-13.6%	-29.1%
EUR	167370	175801	8431	164369	173888	9519	165829	162206	-3623	179937	155188	-24749	188929	153023	-35906
	前週比 枚数増減 (枚)			-3001	-1913	1088	1460	-11682	13142	14108	-7018	21126	8992	-2165	11157
	前週比 枚数増減 (%)			-1.8%	-1.1%	12.9%	0.9%	-6.7%	138.1%	8.5%	-4.3%	583.1%	5.0%	-1.4%	45.1%
GBP	102547	58499	-44048	106753	44712	-62041	135316	50626	-84690	183287	50385	-132902	188489	46306	-142183
	前週比 枚数増減 (枚)			4206	-13787	17993	28563	5914	22649	47971	-241	48212	5202	-4079	9281
	前週比 枚数増減 (%)			4.1%	-23.6%	40.8%	26.8%	13.2%	36.5%	35.5%	-0.5%	56.9%	2.8%	-8.1%	7.0%
AUD	64620	88296	23676	77951	93787	15836	98997	96584	-2413	106312	95199	-11113	96973	105787	8814
	前週比 枚数増減 (枚)			13331	5491	-7840	21046	2797	18249	7315	-1385	8700	-9339	10588	19927
	前週比 枚数増減 (%)			20.6%	6.2%	-33.1%	27.0%	3.0%	115.2%	7.4%	-1.4%	360.5%	-8.8%	11.1%	179.3%
CAD	27790	150202	122412	21850	142202	120352	20263	131475	111212	24734	157207	132473	24087	185690	161603
	前週比 枚数増減 (枚)			-5940	-8000	-2060	-1587	-10727	-9140	4471	25732	21261	-647	28483	29130
	前週比 枚数増減 (%)			-21.4%	-5.3%	-1.7%	-7.3%	-7.5%	-7.6%	22.1%	19.6%	19.1%	-2.6%	18.1%	22.0%
CHF	6506	41563	35057	6179	49622	43443	5338	51426	46088	6491	56284	49793	5619	47856	42237
	前週比 枚数増減 (枚)			-327	8059	8386	-841	1804	2645	1153	4858	3705	-872	-8428	-7556
	前週比 枚数増減 (%)			-5.0%	19.4%	23.9%	-13.6%	3.6%	6.1%	21.6%	9.4%	8.0%	-13.4%	-15.0%	-15.2%
NZD	43711	17069	-26642	45185	14442	-30743	41683	15771	-25912	34473	21912	-12561	30207	25693	-4514
	前週比 枚数増減 (枚)			1474	-2627	4101	-3502	1329	-4831	-7210	6141	-13351	-4266	3781	-8047
	前週比 枚数増減 (%)			3.4%	-15.4%	15.4%	-7.8%	9.2%	-15.7%	-17.3%	38.9%	-51.5%	-12.4%	17.3%	-64.1%
MXN	84314	26508	-57806	96359	32732	-63627	95748	32425	-63323	98495	36785	-61710	100555	31238	-69317
	前週比 枚数増減 (枚)			12045	6224	5821	-611	-307	-304	2747	4360	-1613	2060	-5547	7607
	前週比 枚数増減 (%)			14.3%	23.5%	10.1%	-0.6%	-0.9%	-0.5%	2.9%	13.4%	-2.5%	2.1%	-15.1%	12.3%
Total All 8	531434	766414	234980	555360	772322	216962	604695	764067	159372	681085	771388	90303	699249	767091	67842
	前週比 枚数増減 (枚)			23926	5908	-18018	49335	-8255	-57590	76390	7321	-69069	18164	-4297	-22461
	前週比 枚数増減 (%)			4.5%	0.8%	-7.7%	8.9%	-1.1%	-26.5%	12.6%	1.0%	-43.3%	2.7%	-0.6%	-24.9%
Total 7 (MXN除く)	447120	739906	292786	459001	739590	280589	508947	731642	222695	582590	734603	152013	598694	735853	137159
	前週比 枚数増減 (枚)			11881	-316	-12197	49946	-7948	-57894	73643	2961	-70682	16104	1250	-14854
	前週比 枚数増減 (%)			2.7%	0.0%	-4.2%	10.9%	-1.1%	-20.6%	14.5%	0.4%	-31.7%	2.8%	0.2%	-9.8%

直近5週 CFTC IMM主要7通貨の売買構成

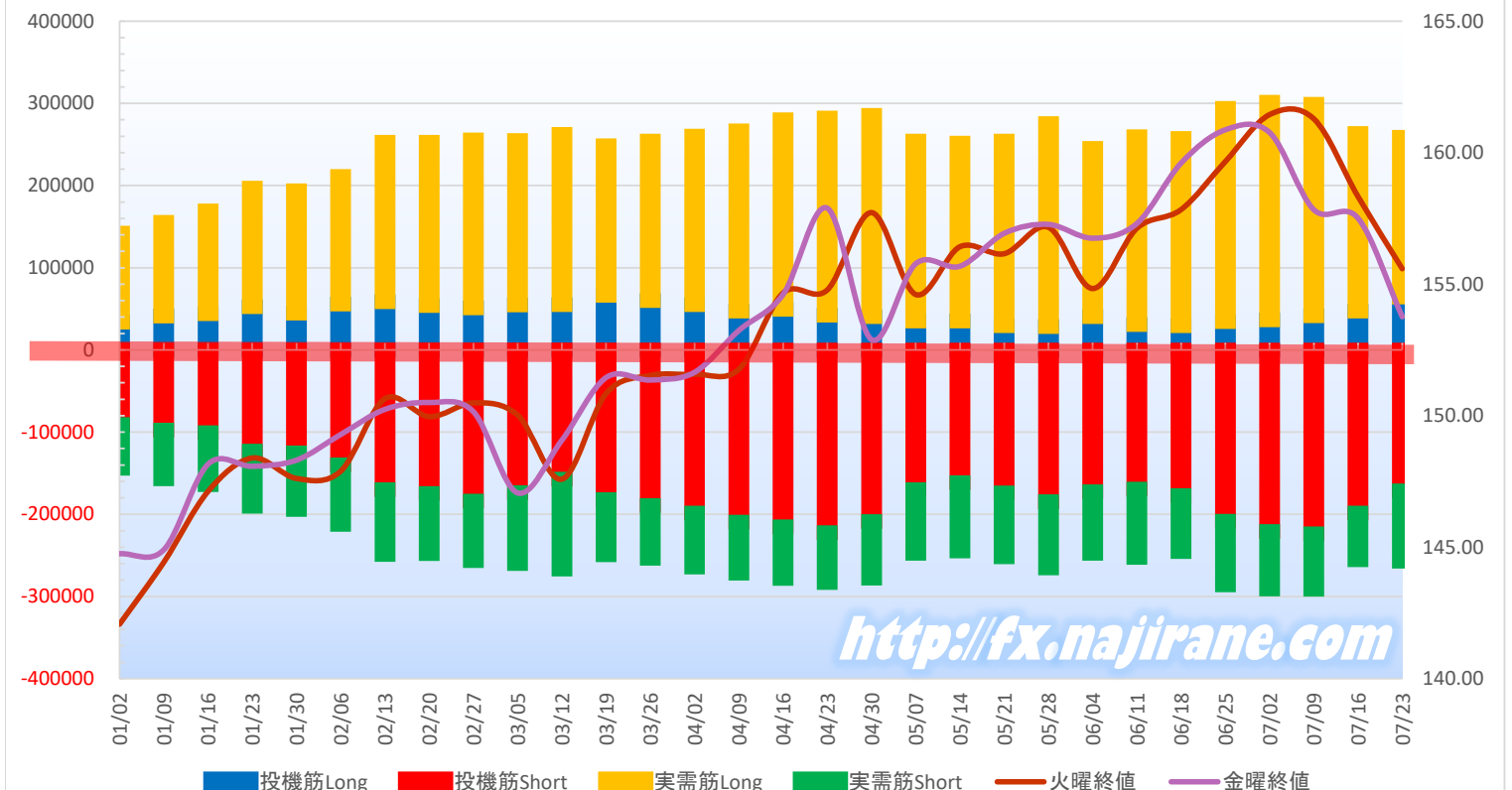


JAPANESE YEN - CHICAGO MERCANTILE EXCHANGE
FUTURES ONLY POSITIONS

Code-097741
2024/08/09 公表値

Date	投機筋集計				実需筋集計				投機筋+実需筋合計				ドル円終値	
	円買い	円売り	売り越し	売買計	円買い	円売り	売り越し	売買計	円買い	円売り	売り越し	売買計	火曜締め	金曜締め
2024/07/23	64390	171498	107108	235888	194534	85766	-108768	280300	258924	257264	-1660	516188	155.59	153.76
2024/07/16	47356	198428	151072	245784	216042	56953	-159089	272995	263398	255381	-8017	518779	158.33	157.51
2024/07/09	41521	223554	182033	265075	257455	67588	-189867	325043	298976	291142	-7834	590118	161.29	157.83
2024/07/02	36714	220937	184223	257651	264603	70058	-194545	334661	301317	290995	-10322	592312	161.45	160.77
2024/06/25	34576	208476	173900	243052	259292	77434	-181858	336726	293868	285910	-7958	579778	159.66	160.87
2024/06/18	29429	177182	147753	206611	227907	68141	-159766	296048	257336	245323	-12013	502659	157.84	159.61
2024/06/11	30763	169342	138579	200105	228809	83182	-145627	311991	259572	252524	-7048	512096	157.13	157.31
2024/06/04	40427	172528	132101	212955	204830	74935	-129895	279765	245257	247463	2206	492720	154.83	156.75
2024/05/28	28565	184604	156039	213169	246911	80789	-166122	327700	275476	265393	-10083	540869	157.16	157.27
2024/05/21	29614	173981	144367	203595	224424	77907	-146517	302331	254038	251888	-2150	505926	156.16	156.93
2024/05/14	35303	161485	126182	196788	216442	83148	-133294	299590	251745	244633	-7112	496378	156.42	155.68
2024/05/07	34990	169912	134922	204902	219305	77532	-141773	296837	254295	247444	-6851	501739	154.61	155.78
2024/04/30	40435	208823	168388	249258	244920	68798	-176122	313718	285355	277621	-7734	562976	157.72	152.90
2024/04/23	42426	222345	179919	264771	239847	60703	-179144	300550	282273	283048	775	565321	154.78	157.89
2024/04/16	49463	215082	165619	264545	230642	62900	-167742	293542	280105	277982	-2123	558087	154.67	154.61
2024/04/09	47275	209426	162151	256701	219256	62314	-156942	281570	266531	271740	5209	538271	151.76	153.24
2024/04/02	55190	198420	143230	253610	205195	65701	-139494	270896	260385	264121	3736	524506	151.57	151.65
2024/03/26	59969	189075	129106	249044	194045	64457	-129588	258502	254014	253532	-482	507546	151.53	151.36
2024/03/19	66274	182286	116012	248560	182299	67180	-115119	249479	248573	249466	893	498039	150.84	151.45
2024/03/12	54923	157245	102322	212168	207478	109601	-97877	317079	262401	266846	4445	529247	147.58	149.07
2024/03/05	54671	173514	118843	228185	200129	86604	-113525	286733	254800	260118	5318	514918	150.02	147.06
2024/02/27	51261	183966	132705	235227	204425	72443	-131982	276868	255686	256409	723	512095	150.49	150.15
2024/02/20	53862	174640	120778	228502	199061	73207	-125854	272268	252923	247847	-5076	500770	149.96	150.50
2024/02/13	58554	170090	111536	228644	194067	78895	-115172	272962	252621	248985	-3636	501606	150.65	150.24
2024/02/06	55646	139876	84230	195522	155571	72588	-82983	228159	211217	212464	1247	423681	147.89	149.28
2024/01/30	44918	125373	80455	170291	148972	68838	-80134	217810	193890	194211	321	388101	147.61	148.31
2024/01/23	52585	123230	70645	175815	144222	67230	-76992	211452	196807	190460	-6347	387267	148.39	148.07
2024/01/16	44180	100740	56560	144920	125048	63324	-61724	188372	169228	164064	-5164	333292	147.12	148.15
2024/01/09	41364	97313	55949	138677	113876	59685	-54191	173561	155240	156998	1758	312238	144.43	144.90
2024/01/02	33585	90780	57195	124365	108605	53116	-55489	161721	142190	143896	1706	286086	142.07	144.75

JAPANESE YEN - CHICAGO MERCANTILE EXCHANGE
FUTURES ONLY POSITIONS Cord-097741

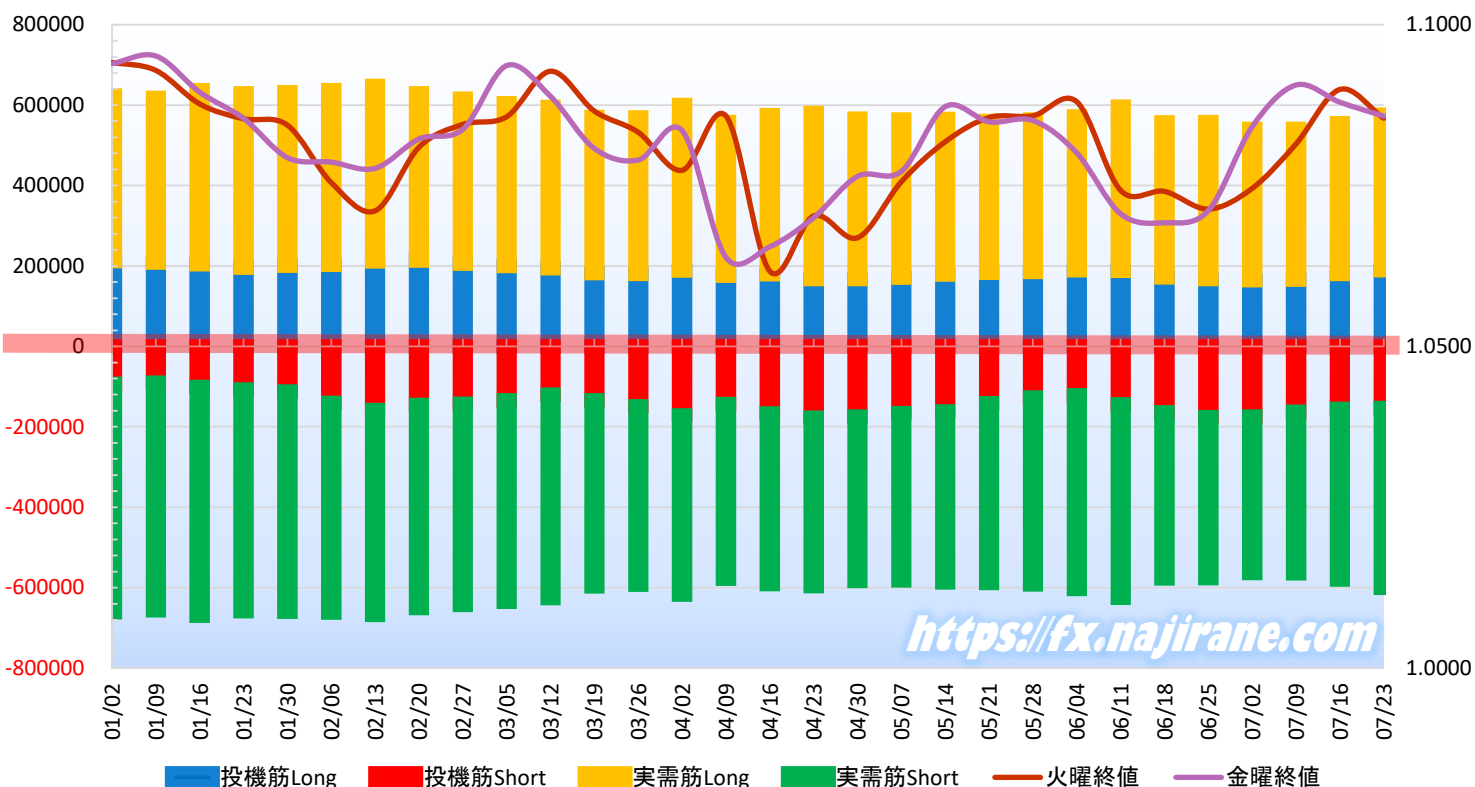


**EURO FX - CHICAGO MERCANTILE EXCHANGE
FUTURES ONLY POSITIONS**

**Code-099741
2024/08/09 公表値**

Date	投機筋集計				実需筋集計				投機筋+実需筋合計				ユーロドル終値	
	EUR買い	EUR売り	売り越し	売買計	EUR買い	EUR売り	売り越し	売買計	EUR買い	EUR売り	売り越し	売買計	火曜締め	金曜締め
2024/07/23	188929	153023	-35906	341952	387742	447615	59873	835357	576671	600638	23967	1177309	1.0855	1.0858
2024/07/16	179937	155188	-24749	335125	375217	424766	49549	799983	555154	579954	24800	1135108	1.0899	1.0880
2024/07/09	165829	162206	-3623	328035	375248	402487	27239	777735	541077	564693	23616	1105770	1.0815	1.0906
2024/07/02	164369	173888	9519	338257	376888	389609	12721	766497	541257	563497	22240	1104754	1.0746	1.0842
2024/06/25	167370	175801	8431	343171	390837	400604	9767	791441	558207	576405	18198	1134612	1.0713	1.0711
2024/06/18	171464	163513	-7951	334977	386112	413976	27864	800088	557576	577489	19913	1135065	1.0741	1.0692
2024/06/11	187697	144053	-43644	331750	409006	481351	72345	890357	596703	625404	28701	1222107	1.0742	1.0706
2024/06/04	188957	121087	-67870	310044	383423	482209	98786	865632	572380	603296	30916	1175676	1.0880	1.0801
2024/05/28	184656	127084	-57572	311740	380224	464876	84652	845100	564880	591960	27080	1156840	1.0858	1.0851
2024/05/21	182574	141099	-41475	323673	378118	447571	69453	825689	560692	588670	27978	1149362	1.0856	1.0849
2024/05/14	178398	161243	-17155	339641	387812	426094	38282	813906	566210	587337	21127	1153547	1.0818	1.0873
2024/05/07	170594	166004	-4590	336598	393845	416124	22279	809969	564439	582128	17689	1146567	1.0756	1.0772
2024/04/30	167185	173962	6777	341147	399163	409900	10737	809063	566348	583862	17514	1150210	1.0669	1.0764
2024/04/23	167296	177285	9989	344581	413769	419034	5265	832803	581065	596319	15254	1177384	1.0703	1.0700
2024/04/16	178912	166688	-12224	345600	395979	424633	28654	820612	574891	591321	16430	1166212	1.0617	1.0655
2024/04/09	175419	142696	-32723	318115	383114	435146	52032	818260	558533	577842	19309	1136375	1.0858	1.0638
2024/04/02	188258	171464	-16794	359722	412480	445912	33432	858392	600738	617376	16638	1218114	1.0774	1.0835
2024/03/26	180193	148999	-31194	329192	389331	443503	54172	832834	569524	592502	22978	1162026	1.0833	1.0790
2024/03/19	182382	134040	-48342	316422	388839	462969	74130	851808	571221	597009	25788	1168230	1.0866	1.0808
2024/03/12	193998	119591	-74407	313589	402081	506685	104604	908766	596079	626276	30197	1222355	1.0928	1.0889
2024/03/05	200025	133714	-66311	333739	404771	501537	96766	906308	604796	635251	30455	1240047	1.0857	1.0937
2024/02/27	205234	142380	-62854	347614	411117	501018	89901	912135	616351	643398	27047	1259749	1.0845	1.0838
2024/02/20	213194	145178	-68016	358372	416183	505634	89451	921817	629377	650812	21435	1280189	1.0810	1.0822
2024/02/13	210848	158010	-52838	368858	437266	509530	72264	946796	648114	667540	19426	1315654	1.0711	1.0777
2024/02/06	202450	140297	-62153	342747	434993	521879	86886	956872	637443	662176	24733	1299619	1.0755	1.0786
2024/01/30	200360	111589	-88771	311949	432311	548317	116006	980628	632671	659906	27235	1292577	1.0844	1.0793
2024/01/23	195190	106866	-88324	302056	434578	551975	117397	986553	629768	658841	29073	1288609	1.0854	1.0855
2024/01/16	204294	100202	-104092	304496	433577	570090	136513	1003667	637871	670292	32421	1308163	1.0877	1.0895
2024/01/09	208473	89596	-118877	298069	409738	566625	156887	976363	618211	656221	38010	1274432	1.0929	1.0951
2024/01/02	211912	92436	-119476	304348	411907	569293	157386	981200	623819	661729	37910	1285548	1.0941	1.0940

**EURO FX - CHICAGO MERCANTILE EXCHANGE
FUTURES ONLY POSITIONS Code-099741**



<https://fx.najirane.com>

Bitcoin/USD 及び CME Futures (当月及び限月別)

※取引単位=5ビットコイン
(CME CFビットコイン参考基準レート=BRRを対象)

Bitcoin/USD						CME Futures 2024/07		CME Futures 2024/08		CME Futures 2024/09		CME Futures 2024/10		CME Futures 2024/11	
Date	Open	High	Low	Close		Close	Volume	Close	Volume	Close	Volume	Close	Volume	Close	Volume
2024/7/27	67914	69371	66828	68728	0	0	0	0	0	0	0	0	0	0	0
2024/7/26	0	0	0	0	67414	8955	68775	9576	69350	1448	69875	8	70395	8	70395
2024/7/25	65376	66112	63473	65777	64695	8955	65390	9576	65900	1448	66375	8	66865	2	66865
2024/7/24	65928	67114	65147	65372	65700	10505	66445	8317	66915	727	67400	26	67890	4	67890
2024/7/23	67585	67779	65484	65928	65565	12316	66295	8216	66780	475	67250	6	67720	0	67720
2024/7/22	68153	68480	66611	67585	68340	13300	69090	9603	69600	336	70075	68	70550	7	70550
2024/7/21	67165	68373	65842	68155	0	0	0	0	0	0	0	0	0	0	0
2024/7/20	66710	67611	66300	67164	0	0	0	0	0	0	0	0	0	0	0
2024/7/19	63972	67443	63329	66710	67480	17385	68245	10607	68720	422	69175	35	69655	4	69655
2024/7/18	64105	65105	63246	63974	63650	7890	64295	2667	64770	80	65215	12	65675	0	65675
2024/7/17	65092	66067	63896	64119	64730	8505	65400	2931	65880	114	66335	10	66805	0	66805
2024/7/16	64784	65354	62488	65097	65450	11092	66130	4050	66620	332	67070	124	67540	4	67540
2024/7/15	60815	64870	60705	64870	63700	13383	64355	4646	64815	323	65245	39	65715	6	65715
2024/7/14	59225	61330	59225	60788	0	0	0	0	0	0	0	0	0	0	0
2024/7/13	57909	59787	57796	59232	0	0	0	0	0	0	0	0	0	0	0
2024/7/12	57341	58533	56590	57899	57845	6811	58440	2533	58850	155	59265	14	59700	5	59700
2024/7/11	57730	59299	57120	57345	57580	7909	58185	2323	58590	289	58980	10	59415	0	59415
2024/7/10	58034	59359	57178	57742	57625	6654	58230	1943	58630	85	59025	0	59460	0	59460
2024/7/9	56705	58239	56317	58009	58160	7065	58770	2586	59165	346	59590	3	60025	0	60025
2024/7/8	55850	58131	54321	56705	56755	10642	57360	2820	57755	104	58205	2	58640	0	58640
2024/7/7	58239	58371	55793	55849	0	0	0	0	0	0	0	0	0	0	0
2024/7/6	56599	58473	56039	58304	0	0	0	0	0	0	0	0	0	0	0
2024/7/5	57023	57497	53717	56662	56685	18530	57290	2745	57695	300	58100	32	58540	33	58540
2024/7/4	60147	60400	56778	56978	0	0	0	0	0	0	0	0	0	0	0
2024/7/3	62034	62188	59419	60174	59825	7862	60450	1656	60880	226	61315	90	61760	32	61760
2024/7/2	62844	63203	61753	62029	62185	6486	62800	1645	63250	129	63715	3	64200	0	64200
2024/7/1	62674	63777	62496	62852	63695	9316	64310	1626	64810	210	65270	3	65770	2	65770
2024/6/30	60888	62893	60633	62678	0	0	0	0	0	0	0	0	0	0	0
2024/6/29	60320	61098	60301	60887	0	0	0	0	0	0	0	0	0	0	0
2024/6/28	61613	62126	59985	60320	60325	8336	60910	1761	61375	61	61840	8	62315	0	62315
2024/6/27	60811	62294	60585	61605	61845	6817	62425	1236	62900	108	63355	0	63810	0	63810
2024/6/26	61790	62434	60695	60811	61430	6076	61935	320	62385	107	62825	0	63280	0	63280
2024/6/25	60266	62258	60240	61805	62550	8642	63065	277	63505	51	63945	2	64420	1	64420
2024/6/24	63173	63293	58602	60277	59590	6257	60085	612	60510	91	60945	6	61400	0	61400
2024/6/23	64249	64492	63181	63181	0	0	0	0	0	0	0	0	0	0	0
2024/6/22	64114	64475	63930	64253	0	0	0	0	0	0	0	0	0	0	0
2024/6/21	64838	65008	63379	64096	64810	4878	65365	549	65830	34	66290	0	66815	0	66815
2024/6/20	64960	66439	64548	64829	65675	3557	66260	364	66745	136	67215	0	67580	0	67580
2024/6/19	65147	65695	64693	64960	0	0	0	0	0	0	0	0	0	0	0
2024/6/18	66491	66557	64067	65141	65055	2711	65605	219	66065	98	66505	4	66980	0	66980
2024/6/17	66637	67188	65095	66490	67460	3197	68050	191	68550	68	69065	0	69555	0	69555
2024/6/16	66189	66895	66018	66639	0	0	0	0	0	0	0	0	0	0	0
2024/6/15	66007	66402	65872	66191	0	0	0	0	0	0	0	0	0	0	0
2024/6/14	66748	67295	65057	66011	66190	1573	66805	144	67310	89	67815	0	68335	0	68335
2024/6/13	68243	68366	66305	66756	67400	6401	67995	306	68535	71	69045	1	69570	0	69570
2024/6/12	67321	69978	66902	68241	68410	6632	69085	198	69640	39	70145	1	70690	1	70690
2024/6/11	69508	69549	66124	67332	68210	2135	68850	260	69405	23	69935	21	70405	19	70405
2024/6/10	69644	70146	69232	69512	70390	951	71135	127	71760	69	72350	8	72880	19	72880
2024/6/9	69297	69818	69161	69648	0	0	0	0	0	0	0	0	0	0	0
2024/6/8	69324	69533	69211	69306	0	0	0	0	0	0	0	0	0	0	0
2024/6/7	70759	71908	68507	69343	70335	1800	71125	210	71770	23	72330	8	72855	0	72855
2024/6/6	71083	71626	70119	70757	71585	983	72405	222	73070	32	73635	0	74155	0	74155
2024/6/5	70568	71735	70391	71083	72545	1297	73365	291	74055	36	74660	0	75180	0	75180
2024/6/4	68805	71047	68565	70568	71720	2018	72535	408	73220	133	73840	0	74290	0	74290
2024/6/3	67754	70231	67590	68805	70275	1466	71070	388	71765	75	72360	0	72840	0	72840
2024/6/2	67710	68409	67316	67752	0	0	0	0	0	0	0	0	0	0	0
2024/6/1	67490	67840	67386	67707	0	0	0	0	0	0	0	0	0	0	0
2024/5/31	68363	69000	66633	67491	68605	1819	69375	309	70030	22	70580	0	71130	0	71130
2024/5/30	67576	69501	67118	68365	70005	1965	70765	355	71430	27	71985	0	72510	0	72510
2024/5/29	68296	68852	67101	67578	68400	1937	69110	294	69765	36	70320	0	70840	0	70840
2024/5/28	69392	69515	67227	68296	69695	2104	70430	137	71070	32	71505	0	72020	0	72020
2024/5/27	68512	70598	68233	69395	0	0	0	0	0	0	0	0	0	0	0
2024/5/26	69264	69506	68184	68518	0	0	0	0	0	0	0	0	0	0	0
2024/5/25	68527	69579	68516	69266	0	0	0	0	0	0	0	0	0	0	0
2024/5/24	67928	69220	66623	68526	70715	2723	71455	146	72105	15	72525	0	73045	0	73045
2024/5/23	69121	70041	66357	67930	68385	1266	69105	200	69745	10	70165	0	70685	0	70685
2024/5/22	70135	70624	68978	69122	71060	1089	71790	240	72440	24	72860	0	73380	0	73380
2024/5/21	71443	71946	69191	70137	70720	1295	71440	194	72100	50	72585	0	73105	0	73105
2024/5/20	66279	71484	66086	71448	71650	2014	72315	196	72915	79	73245	0	73765	0	73765
2024/5/19	66938	67694	65937	66278	0	0	0	0	0	0	0	0	0	0	0

Bitcoin/USD



<https://fx.najirane.com>

Date	日経平均(△N225)					CME日経平均先物ドル建て(NKD)					CME日経平均先物円建て(NIY)					USDJPY	
	Open	High	Low	Close	Volume	Open	High	Low	Close	Volume	Open	High	Low	Close	Volume	Close	
2024-07-26	37,792.87	38,105.96	37,611.19	37,667.41		38,035.0	38,325.0	37,660.0	38,290.0	20,367	38,270.0	38,270.0	38,270.0	38,270.0	6	153.76	
2024-07-25	38,524.20	38,557.79	37,825.58	37,869.51	1429652800	38,285.0	38,360.0	37,395.0	37,840.0	20,367	38,140.0	38,145.0	37,770.0	37,770.0	6	153.93	
2024-07-24	39,336.74	39,643.27	39,096.50	39,154.85	1102608300	39,455.0	39,680.0	38,145.0	38,175.0	13,736	38,170.0	38,170.0	38,170.0	38,170.0	6	153.79	
2024-07-23	39,864.09	39,927.89	39,519.91	39,594.39	883160600	39,930.0	40,005.0	39,475.0	39,555.0	7,776	39,490.0	39,490.0	39,490.0	39,490.0	0	155.59	
2024-07-22	39,947.95	39,973.20	39,519.39	39,599.00	827466000	39,660.0	40,020.0	39,505.0	40,005.0	8,259	39,990.0	39,990.0	39,990.0	39,990.0	0	156.95	
2024-07-19	39,965.91	40,212.90	39,824.58	40,063.79	998316300	40,025.0	40,270.0	39,620.0	39,710.0	9,849	39,680.0	39,680.0	39,680.0	39,680.0	0	157.51	
2024-07-18	40,521.71	40,587.63	40,104.22	40,126.35	1175661700	40,310.0	40,465.0	39,915.0	40,115.0	13,268	40,040.0	40,040.0	40,040.0	40,040.0	0	157.35	
2024-07-17	41,416.18	41,466.45	41,054.72	41,097.69	1098754400	41,600.0	41,645.0	40,195.0	40,295.0	13,334	40,225.0	40,225.0	40,225.0	40,225.0	0	156.17	
2024-07-16	41,366.79	41,520.07	41,220.65	41,275.08	1007741600	41,235.0	41,605.0	41,155.0	41,585.0	8,188	41,570.0	41,570.0	41,570.0	41,570.0	0	158.33	
2024-07-12	41,668.86	41,754.76	41,188.29	41,190.68	1303586500	41,695.0	41,855.0	41,040.0	41,265.0	15,423	41,175.0	41,175.0	41,175.0	41,175.0	0	157.83	
2024-07-11	42,343.72	42,426.77	42,102.46	42,224.02	1230396800	42,535.0	42,545.0	41,535.0	41,605.0	13,769	41,500.0	41,500.0	41,500.0	41,500.0	0	158.94	
2024-07-10	41,444.33	41,889.16	41,430.38	41,831.99	1344314200	41,555.0	42,535.0	41,485.0	42,510.0	9,056	42,430.0	42,430.0	42,430.0	42,430.0	2	161.58	
2024-07-09	40,953.41	41,769.35	40,942.44	41,580.17	1181927400	41,005.0	41,825.0	40,975.0	41,555.0	8,135	41,435.0	41,435.0	41,435.0	41,435.0	2	161.29	
2024-07-08	40,863.14	41,112.24	40,780.70	40,780.70	1130177600	41,095.0	41,160.0	40,840.0	40,955.0	5,780	40,845.0	40,845.0	40,845.0	40,845.0	2	160.80	
2024-07-05	41,009.36	41,100.13	40,746.89	40,912.37	1142341500	40,770.0	41,180.0	40,665.0	41,080.0	10,546	41,080.0	41,080.0	41,080.0	41,080.0	2	160.77	
2024-07-03	40,225.83	40,694.21	40,172.85	40,580.76	1256457500	40,295.0	40,775.0	40,220.0	40,705.0	6,534	40,635.0	40,635.0	40,635.0	40,635.0	2	161.57	
2024-07-02	39,543.61	40,113.48	39,457.62	40,074.69	1350506700	39,570.0	40,320.0	39,510.0	40,305.0	9,813	40,290.0	40,290.0	40,290.0	40,290.0	2	161.45	
2024-06-28	39,593.01	39,783.70	39,485.73	39,583.08	1243441800	39,645.0	40,010.0	39,530.0	39,835.0	7,309	39,810.0	39,810.0	39,810.0	39,810.0	2	160.87	
2024-06-27	39,434.47	39,434.24	39,193.51	39,341.54	1150281900	39,530.0	39,720.0	39,250.0	39,620.0	6,267	39,645.0	39,645.0	39,645.0	39,645.0	2	160.75	
2024-06-26	39,364.73	39,788.63	39,233.56	39,667.07	1088836200	39,345.0	39,835.0	39,260.0	39,470.0	8,073	39,400.0	39,400.0	39,400.0	39,400.0	2	160.77	
2024-06-25	38,833.90	39,215.07	38,758.07	39,173.15	1082542100	38,790.0	39,390.0	38,760.0	39,340.0	6,624	39,300.0	39,300.0	39,300.0	39,300.0	2	159.66	
2024-06-24	38,497.42	38,905.47	38,416.07	38,804.65	934567500	38,535.0	39,010.0	38,425.0	38,755.0	7,751	38,725.0	38,725.0	38,725.0	38,725.0	2	159.61	
2024-06-21	38,608.66	38,795.68	38,532.13	38,596.47	1408422000	38,630.0	38,820.0	38,400.0	38,520.0	5,876	38,485.0	38,485.0	38,485.0	38,485.0	2	159.61	
2024-06-20	38,410.32	38,637.62	38,263.08	38,633.02	880451900	38,625.0	38,835.0	38,285.0	38,590.0	10,335	38,580.0	38,580.0	38,580.0	38,580.0	2	158.91	
2024-06-18	38,433.48	38,519.02	38,332.89	38,482.11	970822900	38,450.0	38,670.0	38,360.0	38,660.0	5,434	38,700.0	38,700.0	38,700.0	38,700.0	2	157.84	
2024-06-17	38,440.98	38,442.70	37,950.20	38,102.44	1074894800	38,570.0	38,625.0	37,980.0	38,470.0	6,552	38,465.0	38,465.0	38,465.0	38,465.0	2	157.73	
2024-06-14	38,587.57	39,025.70	38,554.75	38,814.56	1571162900	38,655.0	39,075.0	38,330.0	38,555.0	8,438	38,470.0	38,470.0	38,470.0	38,470.0	2	157.31	
2024-06-13	39,182.06	39,252.44	38,689.79	38,720.47	1159251000	39,210.0	39,290.0	38,405.0	38,580.0	8,859	39,210.0	39,300.0	38,390.0	38,585.0	2	157.01	
2024-06-12	38,865.15	38,945.99	38,809.36	38,876.71	1081666600	38,895.0	39,285.0	38,795.0	39,165.0	6,995	38,930.0	39,285.0	38,800.0	39,170.0	29,169	156.60	
2024-06-11	39,175.59	39,336.66	39,074.88	39,134.79	933293200	39,185.0	39,340.0	38,805.0	38,900.0	10,097	39,180.0	39,340.0	38,805.0	38,905.0	40,291	157.13	
2024-06-07	38,597.55	38,747.27	38,560.85	38,683.93	962356200	38,645.0	38,910.0	38,550.0	38,650.0	6,117	38,665.0	38,910.0	38,545.0	38,650.0	25,872	156.75	
2024-06-06	38,841.66	39,011.93	38,693.50	38,703.51	1189157000	38,980.0	39,080.0	38,545.0	38,635.0	6,555	38,975.0	39,080.0	38,540.0	38,635.0	22,539	155.61	
2024-06-05	38,654.09	38,656.41	38,343.98	38,490.17	1193704000	38,460.0	38,985.0	38,340.0	38,970.0	7,316	38,455.0	38,985.0	38,340.0	38,965.0	28,416	156.06	
2024-06-04	38,702.54	38,895.06	38,591.79	38,837.46	1178686600	38,675.0	38,890.0	38,290.0	38,430.0	7,834	38,675.0	38,890.0	38,290.0	38,425.0	32,644	154.83	
2024-06-03	38,734.95	39,032.50	38,734.95	38,923.03	1158550100	38,730.0	39,050.0	38,435.0	38,660.0	5,761	38,725.0	39,045.0	38,430.0	38,650.0	26,342	156.11	
2024-05-31	38,173.22	38,526.93	38,087.61	38,487.90	2110106500	38,065.0	38,740.0	37,975.0	38,640.0	7,532	38,080.0	38,745.0	37,970.0	38,635.0	27,339	157.27	
2024-05-30	38,112.77	38,138.03	37,617.00	38,054.13	1173391500	38,190.0	38,340.0	37,615.0	38,235.0	8,085	38,185.0	38,335.0	37,610.0	38,230.0	28,872	156.79	
2024-05-29	38,880.50	39,141.99	38,524.24	38,556.87	1239158100	38,925.0	39,175.0	38,170.0	38,325.0	5,781	38,920.0	39,165.0	38,165.0	38,315.0	23,020	157.60	
2024-05-28	38,879.15	38,981.97	38,756.13	38,855.37	1012076300	38,830.0	39,010.0	38,675.0	38,970.0	5,410	38,825.0	39,000.0	38,670.0	38,960.0	22,873	157.16	
2024-05-24	38,506.03	38,740.82	38,367.70	38,646.11	963057200	38,550.0	38,890.0	38,380.0	38,805.0	5,034	38,525.0	38,880.0	38,365.0	38,800.0	17,529	156.93	
2024-05-23	38,803.13	39,129.47	38,617.43	39,103.22	1077552000	38,835.0	39,200.0	38,440.0	38,570.0	6,964	38,820.0	39,190.0	38,425.0	38,560.0	29,082	156.98	
2024-05-22	38,823.91	38,854.99	38,592.94	38,617.10	1055204000	38,910.0	38,980.0	38,470.0	38,650.0	5,143	38,895.0	38,970.0	38,460.0	38,635.0	20,707	156.70	
2024-05-21	39,232.16	39,346.15	38,942.28	38,946.93	1067198900	39,265.0	39,380.0	38,775.0	38,875.0	4,476	39,245.0	39,360.0	38,760.0	38,860.0	19,299	156.16	
2024-05-20	38,761.71	39,437.16	38,703.70	39,069.68	1274428900	38,700.0	39,495.0	38,700.0	39,310.0	7,340	38,695.0	39,475.0	38,695.0	39,295.0	25,933	156.22	
2024-05-17	38,561.04	38,842.49	38,539.56	38,787.38	1333356900	38,545.0	38,870.0	38,545.0	38,755.0	4,641	38,535.0	38,860.0	38,535.0	38,745.0	16,039	155.68	
2024-05-16	38,645.96	38,949.38	38,513.33	38,920.26	1579437500	38,725.0	38,990.0	38,530.0	38,570.0	5,164	38,715.0	38,975.0	38,515.0	38,560.0	20,178	155.37	
2024-05-14	38,287.99	38,477.68	38,084.71	38,356.06	1432629000	38,205.0	38,625.0	38,105.0	38,610.0	4,321	38,185.0	38,610.0	38,080.0	38,590.0	15,186	156.42	
2024-05-13	38,211.61	38,273.40	37,969.58	38,179.46	1287349900	38,235.0	38,305.0	37,980.0	38,200.0	4,009	38,275.0	38,285.0	37,965.0	38,185.0	16,003	156.22	
2024-05-10	38,361.79	38,741.88	38,126.91	38,229.11	1673429800	38,470.0	38,780.0	38,130.0	38,215.0	6,323	38,450.0	38,760.0	38,115.0	38,195.0	22,681	155.78	
2024-05-09	38,242.92	38,429.81	38,072.24	38,073.98	1185501100	38,385.0	38,480.0	38,005.0	38,460.0	5,900	38,423.6	38,423.6	38,423.6	38,423.6	22,348	155.48	
2024-05-08	38,677.57	38,749.35	38,159.85	38,202.37	1201061600	38,720.0	38,785.0	38,180.0	38,445.0	6,693	38,410.0	38,410.0	38,410.0	38,410.0	0	155.52	
2024-05-07	38,636.23	38,863.14	38,541.97	38,835.10	1152396100	38,905.0	38,970.0	38,570.0	38,735.0	5,474	38,765.0	38,765.0	38,765.0	38,765.0	0	154.61	
2024-05-02	38,004.01	38,355.60	37,958.19	38,236.07	1019285200	37,950.0	38,385.0	37,770.0	37,900.0	11,156	37,895.0	37,895.0	37,895.0	37,895.0	0	153.72	
2024-04-30	38,312.66	38,608.17	38,182.11	38,405.66	1514280900	38,380.0	38,655.0	38,115.0	38,190.0	9,242	38,200.0	38,200.0	38,200.0	38,200.0	0	157.72	
2024-04-26	37,725.61	38,097.54</															

Date	日経平均(△N225)					S&P 500 INDEX(△SPX) (7.5倍値)					ダウ工業平均(△DJI)					USDJPY
	Open	High	Low	Close	Volume	Open	High	Low	Close	Volume	Open	High	Low	Close	Volume	Close
2024-07-26	37,792.87	38,105.96	37,611.19	37,667.41		40,752.5	41,162.4	40,730.3	40,943.3	540613450	40,140.9	40,753.8	40,140.9	40,589.3	#####	153.76
2024-07-25	38,524.20	38,557.79	37,825.58	37,869.51	1429652800	40,715.3	41,186.9	40,432.1	40,494.2	529408636	39,828.6	40,438.8	39,817.5	39,935.1	#####	153.93
2024-07-24	39,336.74	39,643.27	39,096.50	39,154.85	1102608300	41,293.8	41,310.3	40,649.9	40,703.5	505997564	40,210.6	40,258.4	39,807.4	39,853.9	#####	153.79
2024-07-23	39,864.09	39,927.89	39,519.91	39,594.39	883160600	41,739.8	41,890.1	41,631.8	41,668.1	425966152	40,443.7	40,527.9	40,319.7	40,358.1	#####	155.59
2024-07-22	39,947.95	39,973.20	39,519.39	39,599.00	827466000	41,584.1	41,777.7	41,467.8	41,733.1	525550865	40,414.5	40,472.5	40,222.8	40,415.4	#####	156.95
2024-07-19	39,965.91	40,212.90	39,824.58	40,063.79	998316300	41,575.3	41,681.3	41,227.8	41,287.5	549224224	40,592.4	40,626.2	40,203.3	40,287.5	#####	157.51
2024-07-18	40,521.71	40,587.63	40,104.22	40,126.35	1175661700	42,064.2	42,105.4	41,421.1	41,584.4	525550865	41,156.6	41,376.0	40,597.5	40,665.0	#####	157.35
2024-07-17	41,416.18	41,466.45	41,054.72	41,097.69	1098754400	42,075.5	42,168.7	41,886.1	41,912.0	173114918	40,862.6	41,222.0	40,849.7	41,198.1	#####	156.17
2024-07-16	41,366.79	41,520.07	41,220.65	41,275.08	1007741600	42,330.7	42,522.5	42,292.7	42,504.0	528071451	40,263.8	40,988.8	40,263.8	40,954.5	#####	158.33
2024-07-12	41,668.86	41,754.76	41,188.29	41,190.68	1303586500	41,930.7	42,416.7	41,928.3	42,115.1	472649993	39,783.3	40,257.2	39,783.3	40,000.9	#####	157.83
2024-07-11	42,343.72	42,426.77	42,102.46	42,224.02	1230396800	42,264.1	42,318.4	41,824.0	41,884.1	5287487972	39,695.2	39,875.6	39,623.1	39,753.8	#####	158.94
2024-07-10	41,444.33	41,889.16	41,430.38	41,831.99	1344314200	41,934.5	42,265.4	41,898.3	42,254.3	801402646	39,272.4	39,736.2	39,256.7	39,721.4	#####	161.58
2024-07-09	40,953.41	41,769.35	40,942.44	41,580.17	1181927400	41,881.8	41,930.6	41,809.3	41,827.4	1130505276	39,357.4	39,492.3	39,146.6	39,292.0	#####	161.29
2024-07-08	40,863.14	41,112.24	40,780.70	40,780.70	1130177600	41,795.6	41,873.3	41,718.8	41,796.4	332765276	39,392.0	39,655.0	39,278.4	39,344.8	#####	160.80
2024-07-05	41,009.36	41,100.13	40,746.89	40,912.37	1142341500	41,534.3	41,777.5	41,487.2	41,753.9	882729908	39,313.4	39,399.6	39,168.7	39,375.9	#####	160.77
2024-07-03	40,225.83	40,694.21	40,172.85	40,580.76	1256457500	41,305.8	41,544.5	41,305.7	41,527.7	561072809	39,358.9	39,411.2	39,230.9	39,308.0	#####	161.57
2024-07-02	39,543.61	40,113.48	39,457.62	40,074.69	1350506700	40,963.8	41,322.7	40,938.2	41,317.6	842512009	39,108.3	39,340.5	39,085.7	39,331.9	#####	161.45
2024-06-28	39,593.01	39,783.70	39,485.73	39,583.08	1243441800	41,163.6	41,427.3	40,883.4	40,953.6	197548072	39,092.4	39,443.6	38,937.1	39,118.9	#####	160.87
2024-06-27	39,434.47	39,439.24	39,193.51	39,341.54	1150281900	41,051.9	41,181.1	41,006.6	41,121.5	479600758	39,107.1	39,250.7	39,026.8	39,164.1	#####	160.75
2024-06-26	39,364.73	39,788.63	39,233.56	39,667.07	1088836200	40,955.3	41,123.6	40,889.0	41,084.3	599403409	39,063.1	39,183.7	38,909.0	39,127.8	#####	160.77
2024-06-25	38,833.90	39,215.07	38,758.07	39,173.15	1082542100	40,955.5	41,046.6	40,849.2	41,019.8	521644040	39,398.8	39,423.3	38,997.2	39,112.2	#####	159.66
2024-06-24	38,497.42	38,905.47	38,416.07	38,804.65	934567500	40,946.9	41,180.0	40,856.9	40,859.0	874072853	39,184.5	39,571.2	39,184.5	39,411.2	#####	159.61
2024-06-21	38,608.66	38,795.68	38,532.13	38,596.47	1408422000	41,000.8	41,087.3	40,890.2	40,984.7	50419839	39,208.5	39,257.2	39,061.7	39,150.3	#####	159.61
2024-06-20	38,410.32	38,637.62	38,263.08	38,633.02	880451900	41,249.9	41,291.5	40,916.7	41,048.8	112127741	38,804.7	39,232.5	38,778.5	39,134.8	#####	158.91
2024-06-18	38,433.48	38,519.02	38,332.89	38,482.11	970822900	41,071.1	41,177.9	41,034.9	41,152.7	464316280	38,779.1	38,936.9	38,727.7	38,834.9	#####	157.84
2024-06-17	38,440.98	38,442.70	37,950.20	38,102.44	1074894800	40,733.3	41,163.8	40,653.0	41,049.2	441679412	38,565.2	38,839.9	38,431.9	38,778.1	#####	157.73
2024-06-14	38,587.57	39,025.70	38,554.75	38,814.56	1571162900	40,680.6	40,742.9	40,528.1	40,737.0	263451050	38,528.4	38,595.2	38,305.9	38,589.2	#####	157.31
2024-06-13	39,182.06	39,252.44	38,689.79	38,720.47	1159251000	40,814.5	40,814.5	40,518.8	40,753.1	422956962	38,677.1	38,712.2	38,407.7	38,647.1	#####	157.01
2024-06-12	38,865.15	38,945.99	38,809.36	38,876.71	1081606600	40,568.5	40,854.4	40,568.5	40,657.7	719670709	38,950.6	39,120.3	38,621.4	38,712.2	#####	156.60
2024-06-11	39,175.59	39,336.66	39,074.88	39,134.79	933293200	40,147.5	40,319.6	39,954.4	40,314.9	845183455	38,795.7	38,795.7	38,446.2	38,747.4	#####	157.13
2024-06-07	38,597.55	38,747.27	38,560.85	38,683.93	962356200	40,078.6	40,313.1	39,985.0	40,102.4	873173209	38,861.2	39,105.2	38,751.9	38,799.0	#####	156.75
2024-06-06	38,841.66	39,011.93	38,693.50	38,703.51	1189157000	40,183.5	40,217.6	40,015.2	40,147.2	338598824	38,825.4	39,004.2	38,736.0	38,886.2	#####	155.61
2024-06-05	38,654.09	38,656.41	38,343.98	38,490.17	1193704000	39,856.6	40,156.2	39,732.3	40,155.2	173890233	38,774.8	38,844.3	38,548.8	38,807.3	#####	156.06
2024-06-04	38,702.54	38,895.06	38,591.79	38,837.46	1178686600	39,586.8	39,741.0	39,432.2	39,685.1	176202870	38,518.9	38,786.6	38,397.8	38,711.3	#####	154.83
2024-06-03	38,734.95	39,032.50	38,734.95	38,923.03	1158550100	39,728.6	39,765.8	39,257.4	39,625.5	112234085	38,710.0	38,735.6	38,247.2	38,571.0	#####	156.11
2024-05-31	38,173.22	38,526.93	38,087.61	38,487.90	2110106500	39,324.1	39,602.5	38,937.6	39,581.3	926771337	38,140.3	38,719.4	38,092.3	38,686.3	#####	157.27
2024-05-30	38,112.77	38,138.03	37,617.00	38,054.13	1173391500	39,448.3	39,451.6	39,165.8	39,266.1	347065836	38,368.4	38,493.6	38,001.0	38,111.5	#####	156.79
2024-05-29	38,880.50	39,141.99	38,524.24	38,556.87	1239158100	39,590.5	39,617.0	39,470.3	39,502.1	262811675	38,716.3	38,716.3	38,413.7	38,441.5	#####	157.60
2024-05-28	38,879.15	38,981.97	38,756.13	38,855.37	1012076300	39,869.3	39,869.3	39,606.7	39,795.3	121768716	39,029.0	39,029.0	38,706.1	38,852.9	#####	157.16
2024-05-24	38,506.03	38,740.82	38,367.70	38,646.11	963057200	39,610.9	39,837.4	39,587.9	39,785.4	742668171	39,089.2	39,220.3	39,020.3	39,069.6	#####	156.93
2024-05-23	38,803.13	39,129.47	38,617.43	39,103.22	1077552000	40,052.0	40,064.1	39,427.0	39,508.8	298491779	39,694.9	39,694.9	39,255.5	39,065.3	#####	156.98
2024-05-22	38,823.91	38,854.99	38,592.94	38,617.10	1055204000	39,894.6	39,923.9	39,645.1	39,802.6	494854091	39,863.3	39,890.9	39,059.1	39,671.0	#####	156.70
2024-05-21	39,232.16	39,346.15	38,942.28	38,946.93	1067198900	39,740.2	39,932.4	39,734.0	39,910.6	889595940	39,804.4	39,905.8	39,778.7	39,873.0	#####	156.16
2024-05-20	38,761.71	39,437.16	38,703.70	39,069.68	1274428900	39,790.1	39,939.9	39,768.0	39,811.0	550085770	39,989.8	40,077.4	39,787.1	39,806.8	#####	156.22
2024-05-17	38,561.04	38,842.49	38,539.56	38,787.38	1333356900	39,773.3	39,790.9	39,626.9	39,774.5	870449920	39,911.7	40,010.9	39,858.9	40,003.6	#####	155.68
2024-05-16	38,645.96	38,949.38	38,513.33	38,920.26	1579437500	39,825.5	39,941.2	39,721.4	39,728.3	208658193	39,912.3	40,051.1	39,864.7	39,869.4	#####	155.37
2024-05-14	38,287.99	38,477.68	38,084.71	38,356.06	1432629000	39,158.3	39,377.8	39,134.9	39,350.1	135819885	39,466.8	39,616.4	39,371.9	39,558.1	#####	156.42
2024-05-13	38,211.61	38,273.40	37,969.58	38,179.46	1287349900	39,248.1	39,279.5	39,083.7	39,160.7	61589631	39,591.3	39,647.4	39,401.1	39,431.5	#####	156.22
2024-05-10	38,361.79	38,741.88	38,126.91	38,229.11	1673429800	39,191.2	39,297.5	39,072.6	39,170.1	878510189	39,466.5	39,579.9	39,406.3	39,512.8	#####	155.78
2024-05-09	38,242.92	38,429.81	38,072.24	38,073.98	1185501100	39,177.7	39,114.8	38,853.1	39,105.6	975552229	39,064.3	39,413.7	38,988.9	39,387.8	#####	155.48
2024-05-08	38,677.57	38,749.35	38,159.85	38,202.37	1201061600	38,767.4	38,939.6	38,744.0	38,907.5	107757418	38,818.9	39,094.7	38,815.0	39,056.4	#####	155.52
2024-05-07	38,636.23	38,863.14	38,541.97	38,835.10	1152396100	38,904.0	39,001.7	38,842.2	38,907.8	293458854	38,858.9	39,977.6	38,840.4	38,884.3	#####	154.61
2024-05-02	38,004.01	38,355.60	37,958.19	38,236.07	1019285200	37,869.9	38,049.1	37,582.9	37,981.5	523809616	38,075.6	38,295.3	37,895.7	38,225.7	#####	153.72
2024-04-30	38,312.66	38,608.17	38,182.11	38,405.66	1514280900	38,278.4	38,331.2	37,764.8	37,767.7	794500429	38,337.4	38,				

DATE	N225		DOW		S&P500		OIL		GOLD		香港ハンセン指数	
	Close	3/4=100%	Close	3/4=100%	Close	3/4=100%	Close	3/4=100%	Close	3/4=100%	Close	3/4=100%
2024/7/26	37667	93.91%	40589	104.10%	5459.1	106.40%	77.16	97.99%	2386.39	112.85%	17021.31	102.56%
2024/7/25	37870	94.42%	39935	102.42%	5399.22	105.23%	78.28	99.42%	2364.45	111.81%	17021.05	102.57%
2024/7/24	39155	97.62%	39854	102.22%	5427.13	105.77%	77.59	98.54%	2397.52	113.38%	17311.05	104.31%
2024/7/23	39594	98.72%	40358	103.51%	5555.74	108.28%	76.96	97.74%	2409.56	113.95%	17469.36	105.26%
2024/7/22	39599	98.73%	40415	103.66%	5564.41	108.45%	79.78	101.32%	2396.57	113.33%	17635.88	106.27%
2024/7/19	40064	99.89%	40288	103.33%	5505	107.39%	80.13	101.77%	2398.60	113.43%	17447.68	104.95%
2024/7/18	40126	100.04%	40665	104.30%	5544.59	108.06%	82.82	105.18%	2445.36	115.64%	17778.41	107.12%
2024/7/17	41098	102.46%	41198	105.66%	5588.27	108.91%	82.85	105.22%	2458.93	116.28%	17739.41	106.89%
2024/7/16	41275	102.91%	41954	105.04%	5667.2	110.45%	80.76	102.57%	2468.76	116.75%	17727.98	106.82%
2024/7/12	41191	102.70%	40001	102.59%	5615.35	109.44%	82.21	104.41%	2412.76	114.10%	18293.38	110.23%
2024/7/11	42224	105.27%	39754	101.96%	5584.54	108.84%	82.62	104.93%	2415.35	114.22%	17832.33	107.45%
2024/7/10	41832	104.30%	39721	101.88%	5633.91	109.80%	82.10	104.27%	2371.36	112.14%	17471.67	105.28%
2024/7/9	41580	103.67%	39292	100.77%	5576.98	108.69%	81.41	103.39%	2364.03	111.79%	17523.23	105.59%
2024/7/8	40781	101.67%	39345	100.91%	5572.85	108.61%	82.33	104.56%	2359.05	111.56%	17524.06	105.59%
2024/7/5	40912	102.00%	39376	100.99%	5567.19	108.50%	83.16	105.61%	2388.87	112.97%	17799.61	107.25%
2024/7/3	40581	101.18%	39308	100.82%	5537.02	107.91%	83.88	106.53%	2356.25	111.43%	17978.57	108.33%
2024/7/2	40075	99.91%	39332	100.88%	5509.01	107.37%	82.81	105.17%	2329.58	110.16%	17769.14	107.07%
2024/6/28	39583	98.69%	39119	100.33%	5460.48	106.42%	81.54	103.56%	2325.19	109.96%	17718.61	106.76%
2024/6/27	39342	98.09%	39164	100.45%	5482.87	106.86%	81.74	103.81%	2327.92	110.09%	17716.47	106.75%
2024/6/26	39667	98.90%	39128	100.35%	5477.9	106.76%	80.90	102.74%	2298.24	108.68%	18089.93	109.00%
2024/6/25	39173	97.67%	39112	100.31%	5469.3	106.59%	80.83	102.65%	2319.61	109.69%	18072.90	108.90%
2024/6/24	38805	96.75%	39411	101.08%	5447.87	106.18%	81.63	103.67%	2334.42	110.39%	18027.71	108.63%
2024/6/21	38596	96.23%	39150	100.41%	5464.62	106.50%	80.73	102.53%	2322.42	109.83%	18028.52	108.63%
2024/6/20	38633	96.32%	39135	100.37%	5473.17	106.67%	82.17	104.36%	2360.00	111.60%	18335.32	110.48%
2024/6/18	38482	95.94%	38835	99.60%	5487.03	106.94%	81.57	103.59%	2329.51	110.16%	17915.55	107.95%
2024/6/17	38102	95.00%	38778	99.46%	5473.23	106.67%	80.33	102.02%	2319.17	109.67%	17936.12	108.08%
2024/6/14	38815	96.77%	38589	98.97%	5431.6	105.86%	78.45	99.63%	2324.64	110.31%	17941.78	108.11%
2024/6/13	38720	96.54%	38647	99.12%	5433.74	105.90%	78.62	99.85%	2303.96	108.95%	18112.63	109.14%
2024/6/12	38877	96.33%	38712	99.29%	5421.03	105.55%	78.50	99.70%	2324.77	109.94%	17937.84	108.09%
2024/6/11	39135	97.57%	38747	99.38%	5375.32	104.76%	77.90	98.93%	2316.87	109.58%	18176.34	109.52%
2024/6/7	38684	96.45%	38799	99.51%	5346.96	104.21%	75.53	95.92%	2287.92	108.20%	18366.95	110.67%
2024/6/6	38704	96.50%	38886	99.73%	5352.96	104.33%	75.55	95.95%	2376.14	112.37%	18476.80	111.33%
2024/6/5	38490	95.96%	38807	99.53%	5354.03	104.35%	74.07	94.07%	2355.34	111.38%	18424.96	111.02%
2024/6/4	38837	96.83%	38711	99.29%	5291.34	103.13%	73.25	93.03%	2327.03	110.04%	18444.11	111.14%
2024/6/3	38923	97.04%	38571	98.93%	5283.4	102.97%	74.22	94.26%	2350.74	111.17%	18403.04	110.89%
2024/5/31	38488	95.96%	38686	99.22%	5277.51	102.86%	76.99	97.78%	2327.83	110.08%	18079.61	108.94%
2024/5/30	38054	94.88%	38111	97.75%	5235.48	102.04%	77.91	98.95%	2343.25	110.81%	18230.19	109.85%
2024/5/29	38557	96.13%	38442	98.59%	5266.95	102.65%	79.23	100.62%	2337.81	110.55%	18477.01	111.33%
2024/5/28	38855	96.87%	38853	99.65%	5306.04	103.41%	79.83	101.38%	2361.22	111.66%	18821.16	113.41%
2024/5/24	38646	96.35%	39070	100.20%	5304.72	103.39%	77.72	98.70%	2333.83	110.37%	18608.94	112.13%
2024/5/23	39103	97.49%	39065	100.19%	5267.84	102.67%	76.87	97.63%	2328.89	110.13%	18688.71	113.69%
2024/5/22	38617	96.28%	39671	101.75%	5307.01	103.43%	77.57	98.51%	2378.74	112.49%	19195.60	115.66%
2024/5/21	38947	97.10%	39873	102.27%	5321.41	103.71%	79.26	100.66%	2420.94	114.49%	19220.62	115.81%
2024/5/20	39070	97.41%	39807	102.10%	5308.13	103.45%	79.80	101.35%	2426.36	114.74%	19636.22	118.32%
2024/5/17	38787	96.70%	40004	102.60%	5303.27	103.36%	80.06	101.68%	2416.50	114.28%	19553.61	117.82%
2024/5/16	38920	97.04%	39869	102.26%	5297.11	103.24%	79.23	100.62%	2376.74	112.40%	19376.53	116.75%
2024/5/14	38356	95.63%	39558	101.46%	5246.68	102.26%	78.02	99.09%	2357.99	111.51%	19073.71	114.93%
2024/5/13	38179	95.19%	39432	101.13%	5221.42	101.76%	79.12	100.48%	2336.47	110.49%	19115.06	115.18%
2024/5/10	38229	95.31%	39513	101.34%	5222.68	101.79%	78.26	99.39%	2363.44	111.77%	18963.68	114.27%
2024/5/9	38074	94.93%	39388	101.02%	5214.08	101.62%	79.26	100.66%	2364.30	110.96%	18537.81	111.70%
2024/5/8	38202	95.25%	39056	100.17%	5187.67	101.11%	78.99	100.32%	2308.39	109.16%	18313.86	110.35%
2024/5/7	38835	96.82%	38884	99.73%	5187.77	101.11%	78.38	99.54%	2313.99	109.43%	18479.37	111.35%
2024/5/2	38236	95.33%	38226	98.04%	5064.2	98.70%	78.85	100.27%	2303.67	108.94%	18207.13	109.73%
2024/4/30	38406	95.75%	37816	96.99%	5035.69	98.14%	81.93	104.05%	2385.94	108.10%	17763.03	107.03%
2024/4/26	37935	94.58%	38240	98.08%	5099.96	99.40%	83.85	106.49%	2340.09	110.65%	17651.15	106.36%
2024/4/25	37628	93.82%	38086	97.68%	5048.42	98.39%	83.57	106.13%	2332.22	110.29%	17284.54	104.15%
2024/4/24	38460	95.89%	38461	98.64%	5017.63	98.84%	82.81	105.17%	2316.11	109.53%	17201.27	103.65%
2024/4/23	37552	93.62%	38504	98.75%	5070.55	98.82%	83.36	105.87%	2322.02	109.81%	16828.93	101.40%
2024/4/22	37439	93.34%	38240	98.08%	5010.6	97.65%	82.85	105.22%	2327.08	110.05%	16511.69	99.49%
2024/4/19	37068	92.42%	37986	97.43%	4967.23	96.81%	83.14	105.59%	2387.69	112.91%	16224.14	97.76%
2024/4/18	38080	94.94%	37775	96.89%	5011.12	97.66%	82.73	105.07%	2379.31	112.52%	16385.87	98.73%
2024/4/17	37962	94.65%	37753	96.83%	5022.21	97.88%	82.69	105.02%	2360.38	111.62%	16251.84	97.93%
2024/4/16	38471	95.92%	37799	96.95%	5051.41	98.45%	85.36	108.41%	2382.58	112.67%	16248.97	97.91%
2024/4/15	39233	97.81%	37735	96.78%	5061.82	98.65%	85.41	108.47%	2383.23	112.70%	16600.46	100.03%
2024/4/12	39524	98.54%	37983	97.42%	5123.41	99.85%	85.66	108.79%	2343.14	110.81%	16721.69	100.76%
2024/4/11	39443	98.34%	38459	98.64%	5199.06	101.33%	85.02	107.98%	2372.55	112.20%	17095.03	103.01%
2024/4/10	39582	98.69%	38462	98.64%	5160.64	100.58%	86.21	109.49%	2334.19	110.38%	17139.17	103.27%
2024/4/9	39773	99.16%	38884	99.73%	5209.91	101.54%	85.23	108.24%	2352.95	111.27%	16828.07	101.40%
2024/4/8	39347	98.10%	38893	99.75%	5202.39	101.39%	86.43	109.77%	2339.33	110.27%	16732.85	100.82%
2024/4/5	38992	97.21%	38904	99.78%	5204.34	101.43%	86.91	110.38%	2323.59	109.88%	16723.92	100.77%
2024/4/3	39452	98.36%	39127	100.35%	5211.49	101.57%	85.43	108.50%	2300.44	108.79%	16725.10	100.78%
2024/4/2	39839	99.33%	39170	100.46%	5205.81	101.46%	85.15	108.14%	2280.50	107.84%	16931.52	102.02%
2024/3/28	40168	100.15%	39807	102.10%	5254.35	102.41%	83.17	105.63%	2233.99	105.64%	16541.42	99.67%
2024/3/27	40763	101.63%	39760	101.98%	5248.49	102.29%	81.35	103.31%	2192.36	103.68%	16392.84	98.78%
2024/3/26	40398	100.72%	39282	100.75%	5203.58	101.42%	81.62	103.66%	2178.38	103.01%	16618.32	100.13%
2024/3/25	40414	100.76%	39314	100.83%	5218.19	101.70%	81.95	104.08%	2172.09	102.72%	16473.64	99.26%
2024/3/22	40888	101.84%	39476	101.25%	5234.16	102.01%	80.63	102.40%	2165.23	102.39%	16499.47	99.42%
2024/3/21	40816	101.76%	39781	102.03%	5241.53	102.16%	81.07	102.96%	2181.36	103.16%	16863.10	101.61%
2024/3/19	40004	99.74%	39111	100.31%	5178.51	100.93%	83.47	106.01%	2158.80	102.09%	16529.48	99.60%
2024/3/18	39740	99.08%	38790	99.49%	5149.42	100.36%	82.72	105.05%	2161.38	102.21%	16737.12	100.85%
2024/3/15	38708	96.51%	38715	99.29%	5117.09	99.73%	81.04	102.92%	2156.07	101.96%	16720.89</	

過去5日及び過去4週の4本値と各種ピボット

2024/07/22 ~ 2024/07/26

USD/JPY						Demark						Pivot						Fibonacci Zone										
当日のOHLCから計算される翌日の						TD Range Projection						TD pivot points																
日足	Open	High	Low	Close	値幅/日	引け形態	真の高値	真の安値	予想高値	予想安値	予想高値	予想安値	StopLoss	Support	Pivot	Resistance	StopLoss	3-days AVG	Support Zone 2	Support Zone 1	BP	Resistance Zone 1	Resistance Zone 2					
													LBOp	S2	S1	PP	R1	R2	HBOP									
2024/07/22	157.41	157.61	156.29	156.95	132p	陰線引け	-	-	-	-	-	-	154.96	155.63	156.29	156.95	157.61	158.27	158.93				155.12 ~ 155.63	156.13 ~ 156.29	156.95	157.61 ~ 157.77	158.27 ~ 158.78	
2024/07/23	156.96	157.10	155.54	155.59	156p	陰線引け	157.10	155.54	156.35	154.78	156.35	154.78	153.48	154.51	155.05	156.08	156.61	157.64	158.18				153.91 ~ 154.51	155.11 ~ 155.29	156.08	156.86 ~ 157.04	157.64 ~ 158.24	
2024/07/24	155.59	155.99	153.12	153.79	287p	陰線引け	155.99	153.12	154.89	152.02	154.89	152.02	149.74	151.43	152.61	154.30	155.48	157.17	158.35	155.78	Bear			150.34 ~ 151.43	152.53 ~ 152.87	154.30	154.54 ~ 156.07	157.17 ~ 158.27
2024/07/25	153.77	154.31	151.95	153.93	237p	陰線引け	154.31	151.95	155.31	152.94	155.31	152.94	150.12	151.03	152.48	153.40	154.85	155.76	157.21	154.59	Bear			150.13 ~ 151.03	151.93 ~ 152.21	153.40	154.58 ~ 154.86	155.76 ~ 156.67
2024/07/26	153.93	154.74	153.25	153.76	149p	陰線引け	154.74	153.25	154.25	152.76	154.25	152.76	151.60	152.42	153.09	153.92	154.58	155.41	156.08	153.87	Bull			151.85 ~ 152.42	152.99 ~ 153.17	153.92	154.66 ~ 154.84	155.41 ~ 155.98
週足	Open	High	Low	Close	値幅/週	引け形態	真の高値	真の安値	予想高値	予想安値	予想高値	予想安値	LBOp	S2	S1	PP	R1	R2	HBOP				Support Zone 2	Support Zone 1	BP	Resistance Zone 1	Resistance Zone 2	
2024/07/01 ~ 2024/07/05	160.84	161.95	160.36	160.77	159p	陰線引け	-	-	-	-	-	-	158.52	159.44	160.10	161.03	161.69	162.62	163.28				158.83 ~ 159.44	160.05 ~ 160.23	161.03	161.82 ~ 162.01	162.62 ~ 163.22	
2024/07/08 ~ 2024/07/12	160.69	161.81	157.39	157.83	442p	陰線引け	161.81	157.83	159.82	155.84	159.82	155.84	151.79	154.59	156.21	159.01	160.63	163.43	165.05				152.90 ~ 154.59	156.28 ~ 156.80	161.03	161.22 ~ 161.74	163.43 ~ 165.12	
2024/07/15 ~ 2024/07/19	158.16	158.86	155.38	157.51	348p	陰線引け	158.86	155.38	158.18	154.70	158.18	154.70	152.16	153.77	155.64	157.25	159.12	160.73	162.60	159.09	Bear			152.44 ~ 153.77	155.10 ~ 155.51	157.25	158.99 ~ 159.40	160.73 ~ 162.06
2024/07/22 ~ 2024/07/26	157.41	157.61	151.95	153.76	567p	陰線引け	157.61	151.95	155.69	150.02	155.69	150.02	145.60	148.77	151.27	154.44	156.93	160.11	162.60	156.90	Bear			146.61 ~ 148.77	150.94 ~ 151.61	154.44	157.27 ~ 157.94	160.11 ~ 162.27

EUR/JPY						Demark						Pivot						Fibonacci Zone										
当日のOHLCから計算される翌日の						TD Range Projection						TD pivot points																
日足	Open	High	Low	Close	値幅/日	引け形態	真の高値	真の安値	予想高値	予想安値	予想高値	予想安値	StopLoss	Support	Pivot	Resistance	StopLoss	3-days AVG	Support Zone 2	Support Zone 1	BP	Resistance Zone 1	Resistance Zone 2					
													LBOp	S2	S1	PP	R1	R2	HBOP									
2024/07/22	171.39	171.66	170.07	170.92	159p	陰線引け	-	-	-	-	-	-	168.51	169.29	170.10	170.88	171.70	172.48	173.29				168.68 ~ 169.29	169.90 ~ 170.09	170.88	171.68 ~ 171.87	172.48 ~ 173.09	
2024/07/23	170.94	171.09	168.82	168.88	227p	陰線引け	171.09	168.82	169.99	167.72	169.99	167.72	165.83	167.33	168.10	169.60	170.38	171.87	172.65				166.46 ~ 167.33	168.19 ~ 168.46	169.60	170.74 ~ 171.00	171.87 ~ 172.74	
2024/07/24	168.88	169.21	166.17	166.72	304p	陰線引け	169.21	166.17	167.96	164.92	167.96	164.92	162.48	164.32	165.52	167.36	168.56	170.41	171.61	169.28	Bear			163.16 ~ 164.32	165.48 ~ 165.84	167.36	168.89 ~ 169.25	170.41 ~ 171.57
2024/07/25	166.70	167.59	164.84	166.95	275p	陰線引け	167.59	164.84	168.64	165.89	168.64	165.89	162.58	163.71	165.33	166.46	168.08	169.21	170.83	167.81	Bear			162.65 ~ 163.71	164.76 ~ 165.08	166.46	167.83 ~ 168.16	169.21 ~ 170.26
2024/07/26	166.96	168.01	166.39	166.95	163p	陰線引け	168.01	166.39	167.48	165.86	167.48	165.86	164.59	165.49	166.22	167.12	167.85	168.74	169.47	166.98	Bull			164.87 ~ 165.49	166.11 ~ 166.30	167.12	167.93 ~ 168.12	168.74 ~ 169.36
週足	Open	High	Low	Close	値幅/週	引け形態	真の高値	真の安値	予想高値	予想安値	予想高値	予想安値	LBOp	S2	S1	PP	R1	R2	HBOP				Support Zone 2	Support Zone 1	BP	Resistance Zone 1	Resistance Zone 2	
2024/07/01 ~ 2024/07/05	172.68	174.57	172.60	174.30	197p	陰線引け	-	-	-	-	-	-	171.11	171.86	173.08	173.82	175.04	175.79	177.01				171.10 ~ 171.86	172.61 ~ 172.84	173.82	174.81 ~ 175.04	175.79 ~ 176.54	
2024/07/08 ~ 2024/07/12	173.97	175.56	172.14	172.14	409p	陰線引け	175.56	172.14	173.85	170.43	173.85	170.43	166.46	168.96	170.55	173.05	174.64	177.15	178.73				167.40 ~ 168.96	170.52 ~ 171.01	173.05	175.10 ~ 175.58	177.15 ~ 178.71	
2024/07/15 ~ 2024/07/19	172.25	172.93	169.99	171.36	293p	陰線引け	172.93	169.99	172.14	169.21	172.14	169.21	167.00	168.49	169.93	171.43	172.86	174.36	175.79	172.77	Bear			167.37 ~ 168.49	169.61 ~ 169.96	171.43	172.89 ~ 173.24	174.36 ~ 175.48
2024/07/22 ~ 2024/07/26	171.39	171.66	164.84	166.95	683p	陰線引け	171.66	164.84	169.31	162.48	169.31	162.48	157.14	160.99	163.97	167.82	170.80	174.64	177.63	170.77	Bear			158.38 ~ 160.99	163.60 ~ 164.40	167.82	171.23 ~ 172.04	174.64 ~ 177.25

EUR/USD						Demark						Pivot						Fibonacci Zone										
当日のOHLCから計算される翌日の						TD Range Projection						TD pivot points																
日足	Open	High	Low	Close	値幅/日	引け形態	真の高値	真の安値	予想高値	予想安値	予想高値	予想安値	StopLoss	Support	Pivot	Resistance	StopLoss	3-days AVG	Support Zone 2	Support Zone 1	BP	Resistance Zone 1	Resistance Zone 2					
													LBOp	S2	S1	PP	R1	R2	HBOP									
2024/07/22	1.0886	1.0903	1.0873	1.0890	30p	陰線引け	-	-	-	-	-	-	1.0845	1.0859	1.0875	1.0889	1.0904	1.0918	1.0934				1.0848 ~ 1.0859	1.0871 ~ 1.0874	1.0889	1.0904 ~ 1.0907	1.0918 ~ 1.0930	
2024/07/23	1.0891	1.0897	1.0844	1.0855	53p	陰線引け	1.0897	1.0844	1.0876	1.0823	1.0876	1.0823	1.0781	1.0813	1.0834	1.0865	1.0886	1.0918	1.0939				1.0792 ~ 1.0813	1.0833 ~ 1.0839	1.0865	1.0892 ~ 1.0898	1.0918 ~ 1.0938	
2024/07/24	1.0854	1.0867	1.0826	1.0841	41p	陰線引け	1.0867	1.0826	1.0854	1.0813	1.0854	1.0813	1.0782	1.0804	1.0822	1.0844	1.0863	1.0885	1.0903	1.0866	Bear			1.0788 ~ 1.0804	1.0819 ~ 1.0824	1.0844	1.0865 ~ 1.0870	1.0885 ~ 1.0901
2024/07/25	1.0841	1.0870	1.0829	1.0846	41p	陰線引け	1.0870	1.0829	1.0878	1.0837	1.0878	1.0837	1.0785	1.0807	1.0826	1.0848	1.0867	1.0889	1.0909	1.0853	Bear			1.0791 ~ 1.0807	1.0823 ~ 1.0827	1.0848	1.0869 ~ 1.0873	1.0889 ~ 1.0905
2024/07/26	1.0846	1.0868	1.0843	1.0858	26p	陰線引け	1.0868	1.0843	1.0876	1.0850	1.0876	1.0850	1.0818	1.0830	1.0844	1.0856	1.0870	1.0882	1.0896	1.0850	Bull			1.0821 ~ 1.0830	1.0840 ~ 1.0843	1.0856	1.0869 ~ 1.0872	1.0882 ~ 1.0892
週足	Open	High	Low	Close	値幅/週	引け形態	真の高値	真の安値	予想高値	予想安値	予想高値	予想安値	LBOp	S2	S1	PP	R1	R2	HBOP				Support Zone 2	Support Zone 1	BP	Resistance Zone 1	Resistance Zone 2	
2024/07/01 ~ 2024/07/05	1.0736	1.0843	1.0710	1.0842	132p	陰線引け	-	-	-	-	-	-	1.0621	1.0666	1.0754	1.0798	1.0846	1.0931	1.1018				1.0615 ~ 1.0666	1.0716 ~ 1.0732	1.0798	1.0864 ~ 1.0880	1.0931 ~ 1.0981	
2024/07/08 ~ 2024/07/12	1.0821	1.0912	1.0806	1.0906	106p	陰線引け	1.0912	1.0806	1.1010	1.0808	1.0962	1.0856	1.0732	1.0769	1.0838	1.0875	1.0943	1.0980	1.1049				1.0729 ~ 1.0769	1.0809 ~ 1.0822	1.0875	1.0927 ~ 1.0940	1.0980 ~ 1.1021	
2024/07/15 ~ 2024/07/19	1.0890	1.0948	1.0872	1.0880	76p	陰線引け	1.0948	1.0872	1.0914	1.0838	1.0914	1.0838	1.0775	1.0824	1.0852	1.0900	1.0928	1.0976	1.1004	1.0857	Bull			1.0795 ~ 1.0824	1.0853 ~ 1.0862	1.0900	1.0938 ~ 1.0947	1.0976 ~ 1.1005
2024/07/22 ~ 2024/07/26	1.0886	1.0903	1.0826	1.0858	77p	陰線引け	1.0903	1.0826	1.0880	1.0804	1.0880	1.0804	1.0745	1.0786	1.0822	1.0862	1.0899	1.0939	1.0975	1.0879	Bear			1.0756 ~ 1.0786	1.0815 ~ 1.0824	1.0862	1.0901 ~ 1.0910	1.0939 ~ 1.0968

GBP/JPY						Demark						Pivot						Fibonacci Zone					
当日のOHLCから計算される翌日の						TD Range Projection						TD pivot points											
日足	Open	High	Low	Close	値幅/日	引け形態	真の高値	真の安値	予想高値	予想安値	予想高値	予想安値	StopLoss	Support	Pivot	Resistance	StopLoss	3-days AVG	Support Zone 2				

IMM扱い8通貨/ダウ/日経/金/オイル/主要クロス円の過去5日及び過去5週の4本値

AUDUSD 5					CADUSD 5					CHFUSD 5				
Date	Open	High	Low	Close	Date	Open	High	Low	Close	Date	Open	High	Low	Close
2024/07/26	0.6537	0.6569	0.6536	0.6553	2024/07/26	0.7234	0.7242	0.7221	0.7230	2024/07/26	1.1347	1.1360	1.1306	1.1320
2024/07/25	0.6581	0.6583	0.6515	0.6538	2024/07/25	0.7244	0.7248	0.7221	0.7234	2024/07/25	1.1301	1.1393	1.1294	1.1352
2024/07/24	0.6617	0.6617	0.6578	0.6580	2024/07/24	0.7256	0.7258	0.7238	0.7244	2024/07/24	1.1221	1.1326	1.1209	1.1300
2024/07/23	0.6644	0.6646	0.6612	0.6617	2024/07/23	0.7269	0.7271	0.7253	0.7256	2024/07/23	1.1242	1.1250	1.1206	1.1221
2024/07/22	0.6687	0.6702	0.6632	0.6643	2024/07/22	0.7287	0.7296	0.7260	0.7269	2024/07/22	1.1252	1.1272	1.1233	1.1240

CNYUSD 5					EURUSD 5					GBPUSD 5				
Date	Open	High	Low	Close	Date	Open	High	Low	Close	Date	Open	High	Low	Close
2024/07/26	0.1381	0.1382	0.1376	0.1377	2024/07/26	1.0846	1.0868	1.0843	1.0858	2024/07/26	1.2853	1.2878	1.2850	1.2874
2024/07/25	0.1376	0.1388	0.1375	0.1385	2024/07/25	1.0841	1.0870	1.0829	1.0846	2024/07/25	1.2910	1.2913	1.2850	1.2854
2024/07/24	0.1372	0.1373	0.1371	0.1372	2024/07/24	1.0854	1.0867	1.0826	1.0841	2024/07/24	1.2909	1.2938	1.2878	1.2909
2024/07/23	0.1371	0.1373	0.1370	0.1372	2024/07/23	1.0891	1.0897	1.0844	1.0855	2024/07/23	1.2931	1.2936	1.2888	1.2909
2024/07/22	0.1374	0.1374	0.1371	0.1371	2024/07/22	1.0886	1.0903	1.0873	1.0890	2024/07/22	1.2919	1.2942	1.2906	1.2931

JPYUSD 5					MXNUSD 5					NZDUSD 5				
Date	Open	High	Low	Close	Date	Open	High	Low	Close	Date	Open	High	Low	Close
2024/07/26	0.0065	0.0065	0.0065	0.0065	2024/07/26	0.0542	0.0546	0.0540	0.0542	2024/07/26	0.5886	0.5906	0.5883	0.5889
2024/07/25	0.0065	0.0066	0.0065	0.0065	2024/07/25	0.0545	0.0546	0.0538	0.0542	2024/07/25	0.5931	0.5932	0.5884	0.5887
2024/07/24	0.0064	0.0065	0.0064	0.0065	2024/07/24	0.0551	0.0551	0.0543	0.0544	2024/07/24	0.5957	0.5957	0.5914	0.5931
2024/07/23	0.0064	0.0064	0.0064	0.0064	2024/07/23	0.0557	0.0558	0.0550	0.0550	2024/07/23	0.5980	0.5980	0.5951	0.5957
2024/07/22	0.0064	0.0064	0.0063	0.0064	2024/07/22	0.0554	0.0559	0.0552	0.0557	2024/07/22	0.6014	0.6028	0.5972	0.5980

Nikkei 225 -Japan (NIX)					5	
Date	Open	High	Low	Close	(ドル建て終値)	出来高
2024/07/26	37792.87	38105.96	37611.19	37667.41	244.98	0 1928589100
2024/07/25	38524.20	38557.79	37825.58	37869.51	246.01	1429652800 2273023000
2024/07/24	39336.74	39643.27	39096.50	39154.85	254.59	1102608300 1799264600
2024/07/23	39864.09	39927.89	39519.91	39594.39	254.48	883160600 1549208200
2024/07/22	39947.95	39973.20	39519.39	39599.00	252.31	827466000 1519983700
週4本値	39947.95	39973.20	37611.19	37667.41	244.98	(N225銘柄計) (東証一部全体計)

XAUUSD 5				
Date	Open	High	Low	Close
2024/07/26	2364.47	2390.75	2356.00	2386.39
2024/07/25	2397.34	2401.19	2353.33	2364.45
2024/07/24	2409.08	2432.02	2396.92	2397.52
2024/07/23	2396.71	2412.06	2388.38	2409.56
2024/07/22	2402.11	2412.17	2384.04	2396.57
週4本値	2402.11	2432.02	2353.33	2386.39

Dow Jones Industrial - USA (DJIA)					5	
Date	Open	High	Low	Close	出来高	
2024/07/26	40140.86	40753.83	40140.86	40589.34	332070000	
2024/07/25	39828.63	40438.82	39817.50	39935.07	375790000	
2024/07/24	40210.63	40258.44	39807.45	39853.87	394210000	
2024/07/23	40443.73	40527.89	40319.70	40358.09	287390000	
2024/07/22	40414.49	40472.53	40222.77	40415.44	351670000	
週4本値	40414.49	40753.83	39807.45	40589.34		

Historical Data by

 Arrangement by
<https://fx.najirane.com>

Crude Light Oil 5					
Date	Open	High	Low	Close	出来高
2024/07/26	78.35	78.60	76.19	77.16	457288
2024/07/25	77.50	78.47	76.04	78.28	457288
2024/07/24	77.45	78.19	76.98	77.59	355971
2024/07/23	78.27	78.73	76.40	76.96	417941
2024/07/22	80.39	80.69	79.17	79.78	345235
週4本値	80.39	80.69	76.04	77.16	

USDJPY 5					EURJPY 5					GBPJPY 5				
日付	始値	高値	安値	終値	日付	始値	高値	安値	終値	日付	始値	高値	安値	終値
2024/07/26	153.93	154.74	153.25	153.76	2024/07/26	166.96	168.01	166.39	166.95	2024/07/26	197.84	199.15	197.02	197.94
2024/07/25	153.77	154.31	151.95	153.93	2024/07/25	166.70	167.59	164.84	166.95	2024/07/25	198.52	198.80	195.87	197.87
2024/07/24	155.59	155.99	153.12	153.79	2024/07/24	168.88	169.21	166.17	166.72	2024/07/24	200.85	201.19	197.80	198.53
2024/07/23	156.96	157.10	155.54	155.59	2024/07/23	170.94	171.09	168.82	168.88	2024/07/23	202.96	203.17	200.75	200.84
2024/07/22	157.41	157.61	156.29	156.95	2024/07/22	171.39	171.66	170.07	170.92	2024/07/22	203.34	203.62	201.90	202.94

USDJPY Weekly 28					EURJPY Weekly 28					GBPJPY Weekly 28				
日付	始値	高値	安値	終値	日付	始値	高値	安値	終値	日付	始値	高値	安値	終値
2024/07/26	157.41	157.61	151.95	153.76	2024/07/26	171.39	171.66	164.84	166.95	2024/07/26	203.34	203.62	195.87	197.94
2024/07/19	158.16	158.86	155.38	157.51	2024/07/19	172.25	175.56	169.99	171.36	2024/07/19	205.27	208.20	202.11	203.36
2024/07/12	160.69	161.81	157.29	158.09	2024/07/12	173.97	175.56	171.47	172.14	2024/07/12	205.98	208.20	203.87	204.95
2024/07/05	160.84	161.95	160.27	160.80	2024/07/05	172.68	174.64	172.60	174.30	2024/07/05	204.23	206.67	203.39	206.04
2024/06/28	159.74	161.73	138.07	161.47	2024/06/28	170.79	173.80	170.40	172.31	2024/06/28	202.48	205.12	201.28	203.36

先週のIMM取り扱い対ドル8通貨チャート

※ 赤点線は週最高値/青点線は週最低値、BB中心線はSMA21

2024/07/22 ~ 2024/07/26

Chart by OANDA Japan MetaTrader4

