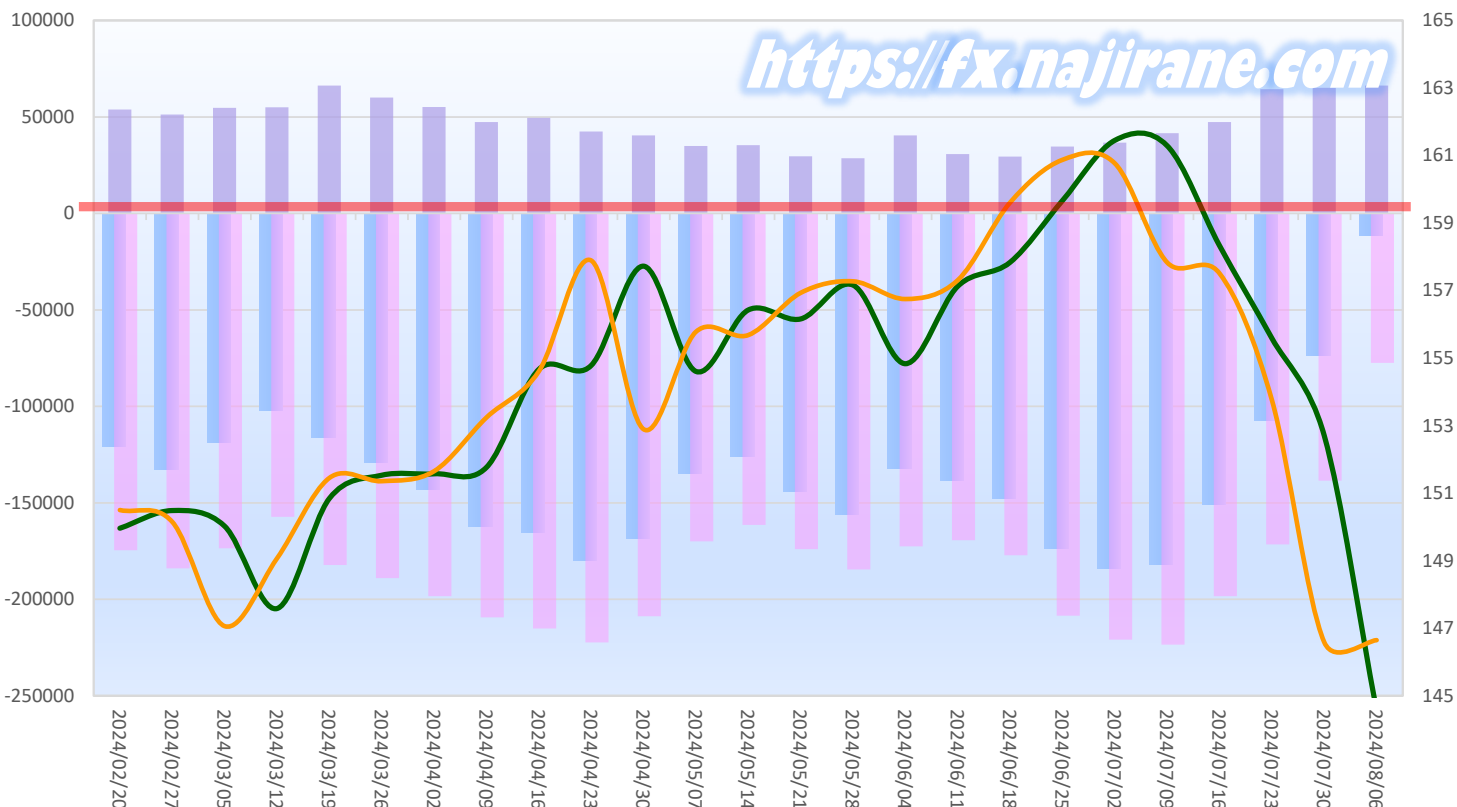


JAPANESE YEN - CHICAGO MERCANTILE EXCHANGE													Code-097741	
2024/02/13 ~ 2024/08/06													2024/08/23 NYクローズ時公表値	
Report_Date	Non Commercial Positions												参考引け値	
	Long	増減	増減(%)	Short	増減	増減(%)	売り越し	増減	増減(%)	売買計	増減	増減(%)	8/6(火)	8/9(金)
2024/08/06	66169	1153	1.8%	77523	-60953	-44.0%	11354	-62106	-84.5%	143692	-59800	-29.4%	144.56	146.65
2024/07/30	65016	626	1.0%	138476	-33022	-19.3%	73460	-33648	-31.4%	203492	-32396	-13.7%	152.70	146.59
2024/07/23	64390	17034	36.0%	171498	-26930	-13.6%	107108	-43964	-29.1%	235888	-9896	-4.0%	155.59	153.76
2024/07/16	47356	5835	14.1%	198428	-25126	-11.2%	151072	-30961	-17.0%	245784	-19291	-7.3%	158.33	157.51
2024/07/09	41521	4807	13.1%	223554	2617	1.2%	182033	-2190	-1.2%	265075	7424	2.9%	161.29	157.83
2024/07/02	36714	2138	6.2%	220937	12461	6.0%	184223	10323	5.9%	257651	14599	6.0%	161.45	160.77
2024/06/25	34576	5147	17.5%	208476	31294	17.7%	173900	26147	17.7%	243052	36441	17.6%	159.66	160.87
2024/06/18	29429	-1334	-4.3%	177182	7840	4.6%	147753	9174	6.6%	206611	6506	3.3%	157.84	159.61
2024/06/11	30763	-9664	-23.9%	169342	-3186	-1.8%	138579	6478	4.9%	200105	-12850	-6.0%	157.13	157.31
2024/06/04	40427	11862	41.5%	172528	-12076	-6.5%	132101	-23938	-15.3%	212955	-214	-0.1%	154.83	156.75
2024/05/28	28565	-1049	-3.5%	184604	10623	6.1%	156039	11672	8.1%	213169	9574	4.7%	157.16	157.27
2024/05/21	29614	-5689	-16.1%	173981	12496	7.7%	144367	18185	14.4%	203595	6807	3.5%	156.16	156.93
2024/05/14	35303	313	0.9%	161485	-8427	-5.0%	126182	-8740	-6.5%	196788	-8114	-4.0%	156.42	155.68
2024/05/07	34990	-5445	-13.5%	169912	-38911	-18.6%	134922	-33466	-19.9%	204902	-44356	-17.8%	154.61	155.78
2024/04/30	40435	-1991	-4.7%	208823	-13522	-6.1%	168388	-11531	-6.4%	249258	-15513	-5.9%	157.72	152.90
2024/04/23	42426	-7037	-14.2%	222345	7263	3.4%	179919	14300	8.6%	264771	226	0.1%	154.78	157.89
2024/04/16	49463	2188	4.6%	215082	5656	2.7%	165619	3468	2.1%	264545	7844	3.1%	154.67	154.61
2024/04/09	47275	-7915	-14.3%	209426	11006	5.5%	162151	18921	13.2%	256701	3091	1.2%	151.76	153.24
2024/04/02	55190	-4779	-8.0%	198420	9345	4.9%	143230	14124	10.9%	253610	4566	1.8%	151.57	151.65
2024/03/26	59969	-6305	-9.5%	189075	6789	3.7%	129106	13094	11.3%	249044	484	0.2%	151.53	151.36
2024/03/19	66274	11351	20.7%	182286	25041	15.9%	116012	13690	13.4%	248560	36392	17.2%	150.84	151.45
2024/03/12	54923	252	0.5%	157245	-16269	-9.4%	102322	-16521	-13.9%	212168	-16017	-7.0%	147.58	149.07
2024/03/05	54671	3410	6.7%	173514	-10452	-5.7%	118843	-13862	-10.4%	228185	-7042	-3.0%	150.02	147.06
2024/02/27	51261	-2601	-4.8%	183966	9326	5.3%	132705	11927	9.9%	235227	6725	2.9%	150.49	150.15
2024/02/20	53862	-4692	-8.0%	174640	4550	2.7%	120778	9242	8.3%	228502	-142	-0.1%	149.96	150.50
2024/02/13	58554			170090			111536			228644			150.65	150.24

JAPANESE YEN - CHICAGO MERCANTILE EXCHANGE FUTURES ONLY POSITIONS

売越し Long Short 火曜終値 金曜終値

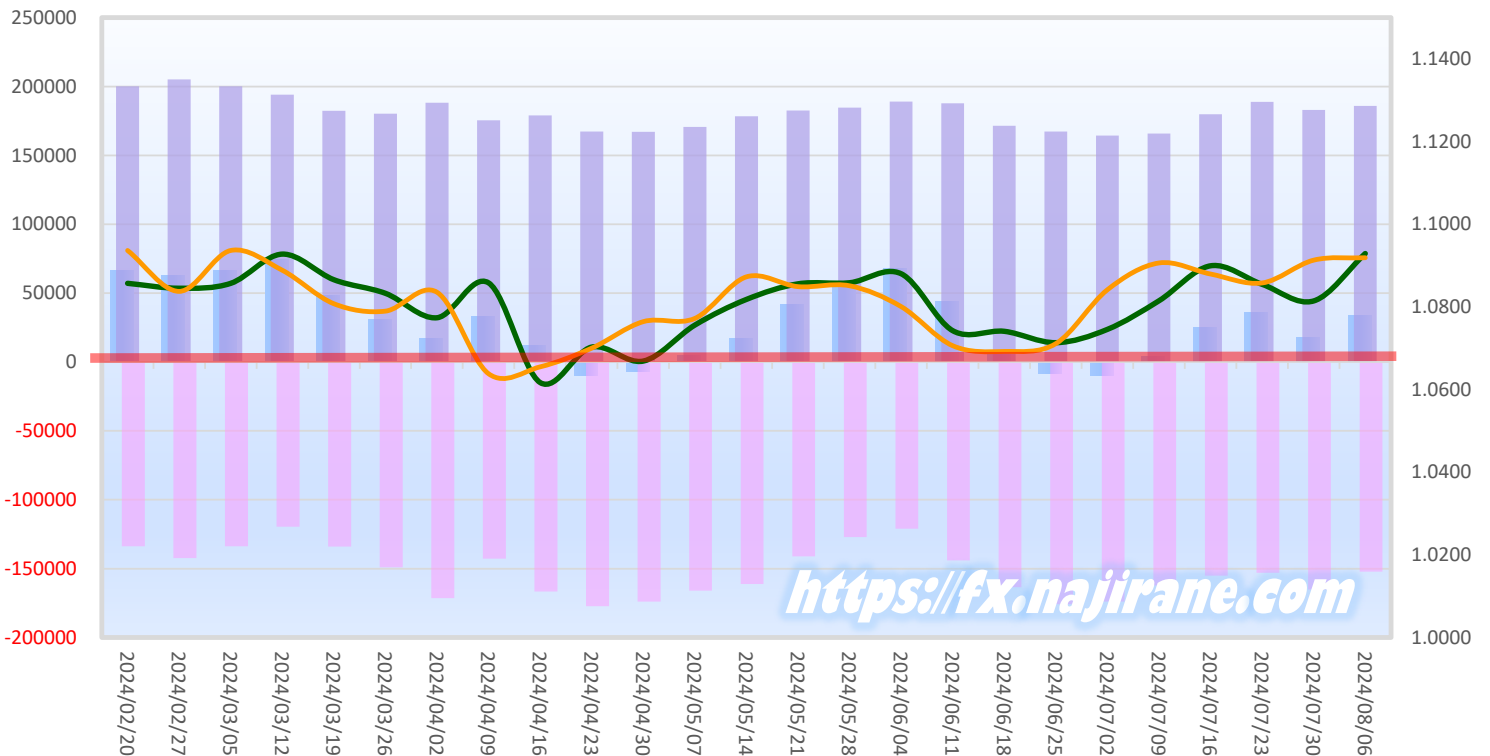


EURO FX - CHICAGO MERCANTILE EXCHANGE Code-099741
 2024/02/13 ~ 2024/08/06 2024/08/23 NYクローズ時公表値

Report_Date	Non Commercial Positions										参考引け値			
	Long	増減		Short	増減		売り越し	増減		売買計	増減		8/6(火)	8/9(金)
2024/08/06	185799	2793	1.5%	152219	-12988	-7.9%	-33580	15781	88.7%	338018	-10195	-2.9%	1.0929	1.0919
2024/07/30	183006	-5923	-3.1%	165207	12184	8.0%	-17799	-18107	-50.4%	348213	6261	1.8%	1.0814	1.0913
2024/07/23	188929	8992	5.0%	153023	-2165	-1.4%	-35906	11157	45.1%	341952	6827	2.0%	1.0855	1.0858
2024/07/16	179937	14108	8.5%	155188	-7018	-4.3%	-24749	21126	583.1%	335125	7090	2.2%	1.0899	1.0880
2024/07/09	165829	1460	0.9%	162206	-11682	-6.7%	-3623	-13142	-138.1%	328035	-10222	-3.0%	1.0815	1.0906
2024/07/02	164369	-3001	-1.8%	173888	-1913	-1.1%	9519	1088	12.9%	338257	-4914	-1.4%	1.0746	1.0842
2024/06/25	167370	-4094	-2.4%	175801	12288	7.5%	8431	-16382	-206.0%	343171	8194	2.4%	1.0713	1.0711
2024/06/18	171464	-16233	-8.6%	163513	19460	13.5%	-7951	-35693	-81.8%	334977	3227	1.0%	1.0741	1.0692
2024/06/11	187697	-1260	-0.7%	144053	22966	19.0%	-43644	-24226	-35.7%	331750	21706	7.0%	1.0742	1.0706
2024/06/04	188957	4301	2.3%	121087	-5997	-4.7%	-67870	10298	17.9%	310044	-1696	-0.5%	1.0880	1.0801
2024/05/28	184656	2082	1.1%	127084	-14015	-9.9%	-57572	16097	38.8%	311740	-11933	-3.7%	1.0858	1.0851
2024/05/21	182574	4176	2.3%	141099	-20144	-12.5%	-41475	24320	141.8%	323673	-15968	-4.7%	1.0856	1.0849
2024/05/14	178398	7804	4.6%	161243	-4761	-2.9%	-17155	12565	273.7%	339641	3043	0.9%	1.0818	1.0873
2024/05/07	170594	3409	2.0%	166004	-7958	-4.6%	-4590	-11367	-167.7%	336598	-4549	-1.3%	1.0756	1.0772
2024/04/30	167185	-111	-0.1%	173962	-3323	-1.9%	6777	-3212	-32.2%	341147	-3434	-1.0%	1.0669	1.0764
2024/04/23	167296	-11616	-6.5%	177285	10597	6.4%	9989	-22213	-181.7%	344581	-1019	-0.3%	1.0703	1.0700
2024/04/16	178912	3493	2.0%	166688	23992	16.8%	-12224	-20499	-62.6%	345600	27485	8.6%	1.0617	1.0655
2024/04/09	175419	-12839	-6.8%	142696	-28768	-16.8%	-32723	15929	94.8%	318115	-41607	###	1.0858	1.0638
2024/04/02	188258	8065	4.5%	171464	22465	15.1%	-16794	-14400	-46.2%	359722	30530	9.3%	1.0774	1.0835
2024/03/26	180193	-2189	-1.2%	148999	14959	11.2%	-31194	-17148	-35.5%	329192	12770	4.0%	1.0833	1.0790
2024/03/19	182382	-11616	-6.0%	134040	14449	12.1%	-48342	-26065	-35.0%	316422	2833	0.9%	1.0866	1.0808
2024/03/12	193998	-6027	-3.0%	119591	-14123	-10.6%	-74407	8096	12.2%	313589	-20150	-6.0%	1.0928	1.0889
2024/03/05	200025	-5209	-2.5%	133714	-8666	-6.1%	-66311	3457	5.5%	333739	-13875	-4.0%	1.0857	1.0937
2024/02/27	205234	-7960	-3.7%	142380	-2798	-1.9%	-62854	-5162	-7.6%	347614	-10758	-3.0%	1.0845	1.0838
2024/02/20	213194	2346	1.1%	145178	-12832	-8.1%	-68016	15178	28.7%	358372	-10486	-2.8%	1.0810	1.0822
2024/02/13	210848			158010			-52838			368858			1.0711	1.0777

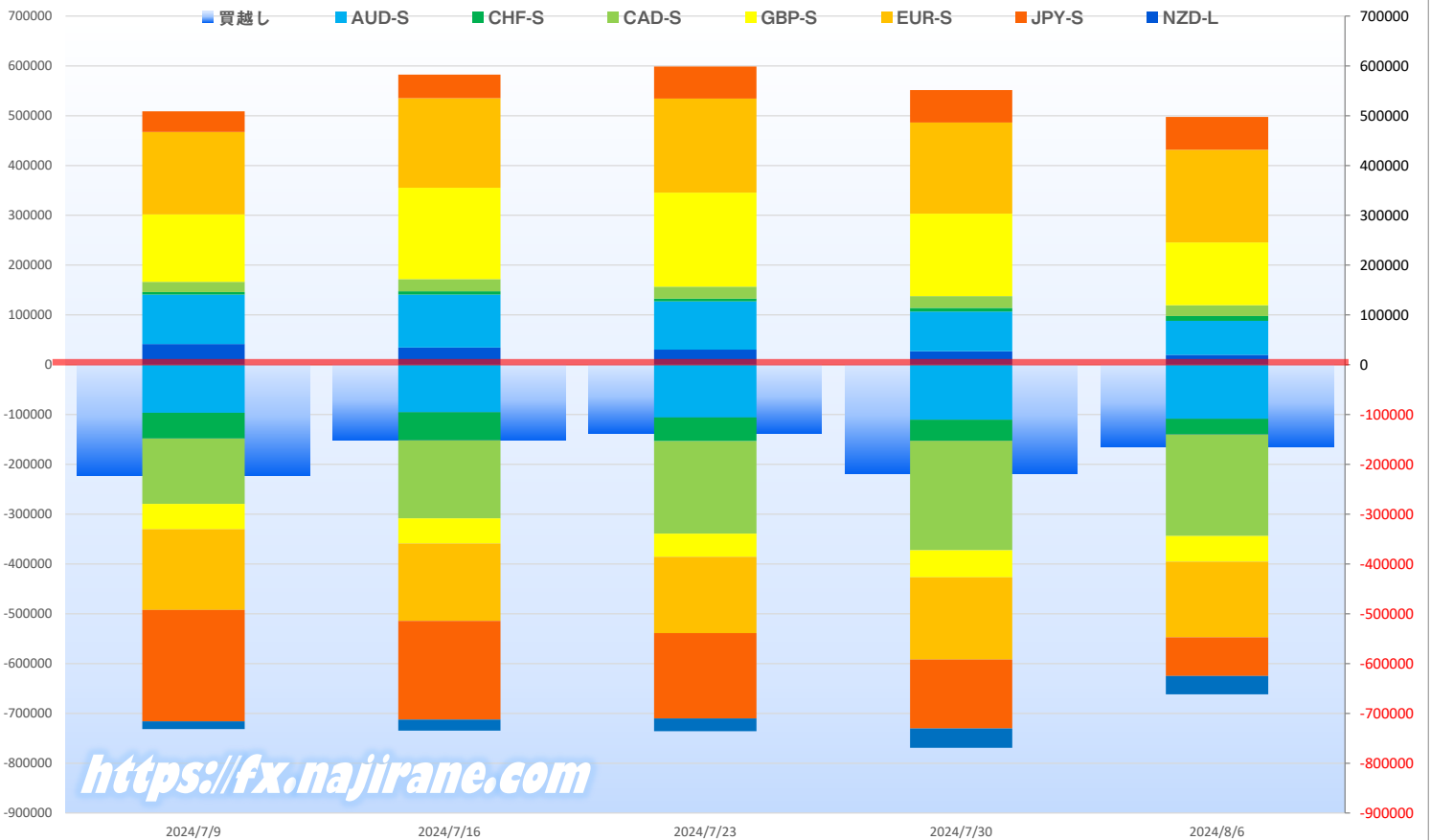
**EURO FX - CHICAGO MERCANTILE EXCHANGE
 FUTURES ONLY POSITIONS**

■ 売越し ■ Long ■ Short ■ 火曜終値 ■ 金曜終値



	2024/07/09			2024/07/16			2024/07/23			2024/07/30			2024/08/06		
	Long	Short	売り越し	Long	Short	売り越し	Long	Short	売り越し	Long	Short	売り越し	Long	Short	売り越し
JPY	41521	223554	182033	47356	198428	151072	64390	171498	107108	65016	138476	73460	66169	77523	11354
	前週比 枚数増減 (枚)			5835	-25126	-30961	17034	-26930	-43964	626	-33022	-33648	1153	-60953	-62106
	前週比 枚数増減 (%)			14.1%	-11.2%	-17.0%	36.0%	-13.6%	-29.1%	1.0%	-19.3%	-31.4%	1.8%	-44.0%	-84.5%
EUR	165829	162206	-3623	179937	155188	-24749	188929	153023	-35906	183006	165207	-17799	185799	152219	-33580
	前週比 枚数増減 (枚)			14108	-7018	21126	8992	-2165	11157	-5923	12184	-18107	2793	-12988	15781
	前週比 枚数増減 (%)			8.5%	-4.3%	583.1%	5.0%	-1.4%	45.1%	-3.1%	8.0%	-50.4%	1.5%	-7.9%	88.7%
GBP	135316	50626	-84690	183287	50385	-132902	188489	46306	-142183	165635	54164	-111471	126080	51681	-74399
	前週比 枚数増減 (枚)			47971	-241	48212	5202	-4079	9281	-22854	7858	-30712	-39555	-2483	-37072
	前週比 枚数増減 (%)			35.5%	-0.5%	56.9%	2.8%	-8.1%	7.0%	-12.1%	17.0%	-21.6%	-23.9%	-4.6%	-33.3%
AUD	98997	96584	-2413	106312	95199	-11113	96973	105787	8814	79236	110606	31370	68193	108392	40199
	前週比 枚数増減 (枚)			7315	-1385	8700	-9339	10588	19927	-17737	4819	22556	-11043	-2214	8829
	前週比 枚数増減 (%)			7.4%	-1.4%	360.5%	-8.8%	11.1%	179.3%	-18.3%	4.6%	255.9%	-13.9%	-2.0%	28.1%
CAD	20263	131475	111212	24734	157207	132473	24087	185690	161603	23726	219989	196263	21993	203625	181632
	前週比 枚数増減 (枚)			4471	25732	21261	-647	28483	29130	-361	34299	34660	-1733	-16364	-14631
	前週比 枚数増減 (%)			22.1%	19.6%	19.1%	-2.6%	18.1%	22.0%	-1.5%	18.5%	21.4%	-7.3%	-7.4%	-7.5%
CHF	5338	51426	46088	6491	56284	49793	5619	47856	42237	7514	42034	34520	9570	31643	22073
	前週比 枚数増減 (枚)			1153	4858	3705	-872	-8428	-7556	1895	-5822	-7717	2056	-10391	-12447
	前週比 枚数増減 (%)			21.6%	9.4%	8.0%	-13.4%	-15.0%	-15.2%	33.7%	-12.2%	-18.3%	27.4%	-24.7%	-36.1%
NZD	41683	15771	-25912	34473	21912	-12561	30207	25693	-4514	27299	38707	11408	19843	36594	16751
	前週比 枚数増減 (枚)			-7210	6141	-13351	-4266	3781	-8047	-2908	13014	15922	-7456	-2113	5343
	前週比 枚数増減 (%)			-17.3%	38.9%	-51.5%	-12.4%	17.3%	-64.1%	-9.6%	50.7%	352.7%	-27.3%	-5.5%	46.8%
MXN	95748	32425	-63323	98495	36785	-61710	100555	31238	-69317	99143	31483	-67660	96916	31580	-65336
	前週比 枚数増減 (枚)			2747	4360	-1613	2060	-5547	7607	-1412	245	-1657	-2227	97	-2324
	前週比 枚数増減 (%)			2.9%	13.4%	-2.5%	2.1%	-15.1%	12.3%	-1.4%	0.8%	-2.4%	-2.2%	0.3%	-3.4%
Total All 8	604695	764067	159372	681085	771388	90303	699249	767091	67842	650575	800666	150091	594563	693257	98694
	前週比 枚数増減 (枚)			76390	7321	-69069	18164	-4297	-22461	-48674	33575	82249	-56012	-107409	-51397
	前週比 枚数増減 (%)			12.6%	1.0%	-43.3%	2.7%	-0.6%	-24.9%	-7.0%	4.4%	121.2%	-8.6%	-13.4%	-34.2%
Total 7 (MXN除く)	508947	731642	222695	582590	734603	152013	598694	735853	137159	551432	769183	217751	497647	661677	164030
	前週比 枚数増減 (枚)			73643	2961	-70682	16104	1250	-14854	-47262	33330	80592	-53785	-107506	-53721
	前週比 枚数増減 (%)			14.5%	0.4%	-31.7%	2.8%	0.2%	-9.8%	-7.9%	4.5%	58.8%	-9.8%	-14.0%	-24.7%

直近5週 CFTC IMM主要7通貨の売買構成

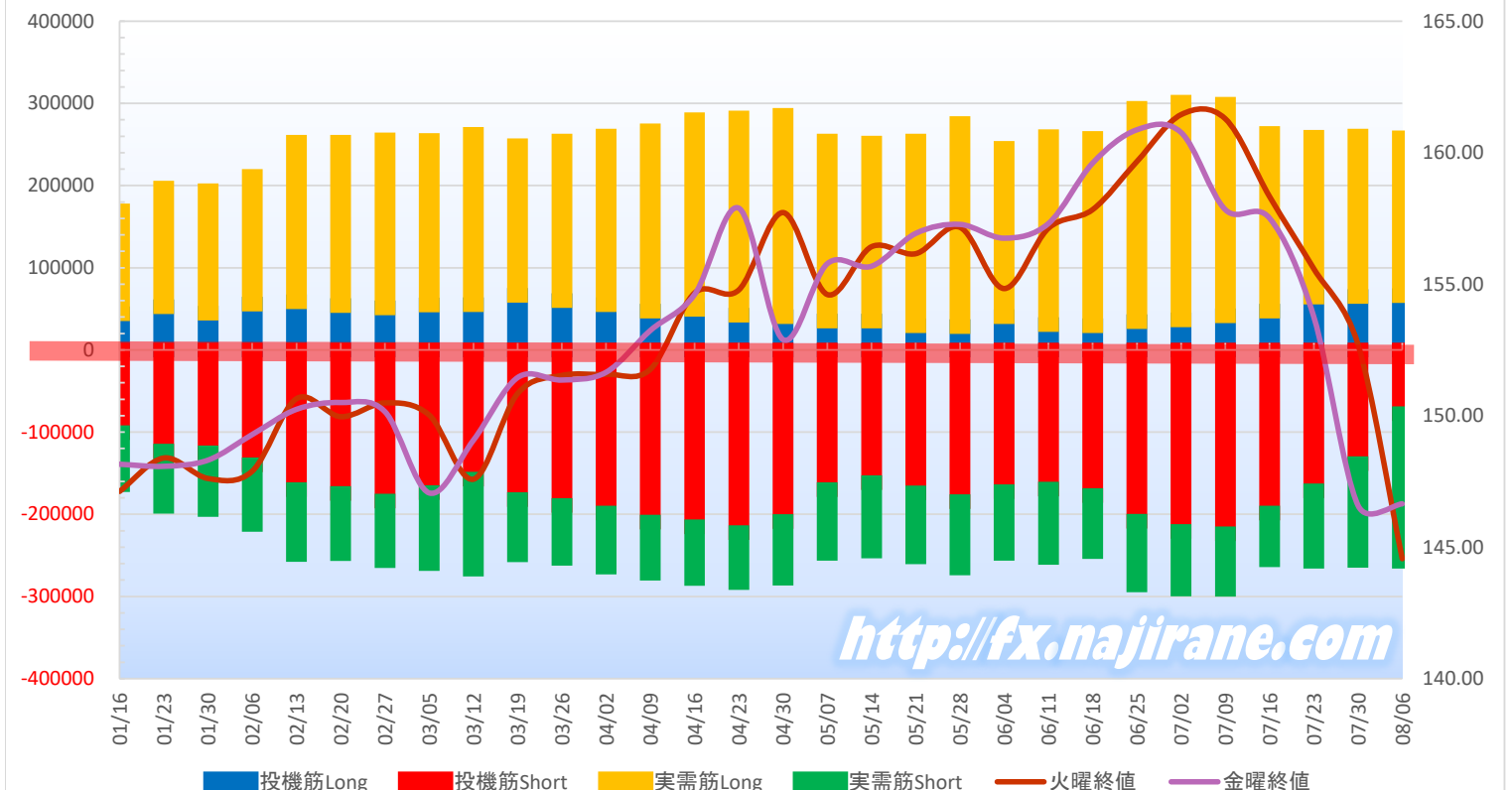


**JAPANESE YEN - CHICAGO MERCANTILE EXCHANGE
FUTURES ONLY POSITIONS**

Code-097741
2024/08/23 公表値

Date	投機筋集計				実需筋集計				投機筋+実需筋合計				ドル円終値	
	円買い	円売り	売り越し	売買計	円買い	円売り	売り越し	売買計	円買い	円売り	売り越し	売買計	火曜締め	金曜締め
2024/08/06	66169	77523	11354	143692	191829	179633	-12196	371462	257998	257156	-842	515154	144.56	146.65
2024/07/30	65016	138476	73460	203492	195104	117524	-77580	312628	260120	256000	-4120	516120	152.70	146.59
2024/07/23	64390	171498	107108	235888	194534	85766	-108768	280300	258924	257264	-1660	516188	155.59	153.76
2024/07/16	47356	198428	151072	245784	216042	56953	-159089	272995	263398	255381	-8017	518779	158.33	157.51
2024/07/09	41521	223554	182033	265075	257455	67588	-189867	325043	298976	291142	-7834	590118	161.29	157.83
2024/07/02	36714	220937	184223	257651	264603	70058	-194545	334661	301317	290995	-10322	592312	161.45	160.77
2024/06/25	34576	208476	173900	243052	259292	77434	-181858	336726	293868	285910	-7958	579778	159.66	160.87
2024/06/18	29429	177182	147753	206611	227907	68141	-159766	296048	257336	245323	-12013	502659	157.84	159.61
2024/06/11	30763	169342	138579	200105	228809	83182	-145627	311991	259572	252524	-7048	512096	157.13	157.31
2024/06/04	40427	172528	132101	212955	204830	74935	-129895	279765	245257	247463	2206	492720	154.83	156.75
2024/05/28	28565	184604	156039	213169	246911	80789	-166122	327700	275476	265393	-10083	540869	157.16	157.27
2024/05/21	29614	173981	144367	203595	224424	77907	-146517	302331	254038	251888	-2150	505926	156.16	156.93
2024/05/14	35303	161485	126182	196788	216442	83148	-133294	299590	251745	244633	-7112	496378	156.42	155.68
2024/05/07	34990	169912	134922	204902	219305	77532	-141773	296837	254295	247444	-6851	501739	154.61	155.78
2024/04/30	40435	208823	168388	249258	244920	68798	-176122	313718	285355	277621	-7734	562976	157.72	152.90
2024/04/23	42426	222345	179919	264771	239847	60703	-179144	300550	282273	283048	775	565321	154.78	157.89
2024/04/16	49463	215082	165619	264545	230642	62900	-167742	293542	280105	277982	-2123	558087	154.67	154.61
2024/04/09	47275	209426	162151	256701	219256	62314	-156942	281570	266531	271740	5209	538271	151.76	153.24
2024/04/02	55190	198420	143230	253610	205195	65701	-139494	270896	260385	264121	3736	524506	151.57	151.65
2024/03/26	59969	189075	129106	249044	194045	64457	-129588	258502	254014	253532	-482	507546	151.53	151.36
2024/03/19	66274	182286	116012	248560	182299	67180	-115119	249479	248573	249466	893	498039	150.84	151.45
2024/03/12	54923	157245	102322	212168	207478	109601	-97877	317079	262401	266846	4445	529247	147.58	149.07
2024/03/05	54671	173514	118843	228185	200129	86604	-113525	286733	254800	260118	5318	514918	150.02	147.06
2024/02/27	51261	183966	132705	235227	204425	72443	-131982	276868	255686	256409	723	512095	150.49	150.15
2024/02/20	53862	174640	120778	228502	199061	73207	-125854	272268	252923	247847	-5076	500770	149.96	150.50
2024/02/13	58554	170090	111536	228644	194067	78895	-115172	272962	252621	248985	-3636	501606	150.65	150.24
2024/02/06	55646	139876	84230	195522	155571	72588	-82983	228159	211217	212464	1247	423681	147.89	149.28
2024/01/30	44918	125373	80455	170291	148972	68838	-80134	217810	193890	194211	321	388101	147.61	148.31
2024/01/23	52585	123230	70645	175815	144222	67230	-76992	211452	196807	190460	-6347	387267	148.39	148.07
2024/01/16	44180	100740	56560	144920	125048	63324	-61724	188372	169228	164064	-5164	333292	147.12	148.15

**JAPANESE YEN - CHICAGO MERCANTILE EXCHANGE
FUTURES ONLY POSITIONS Cord-097741**

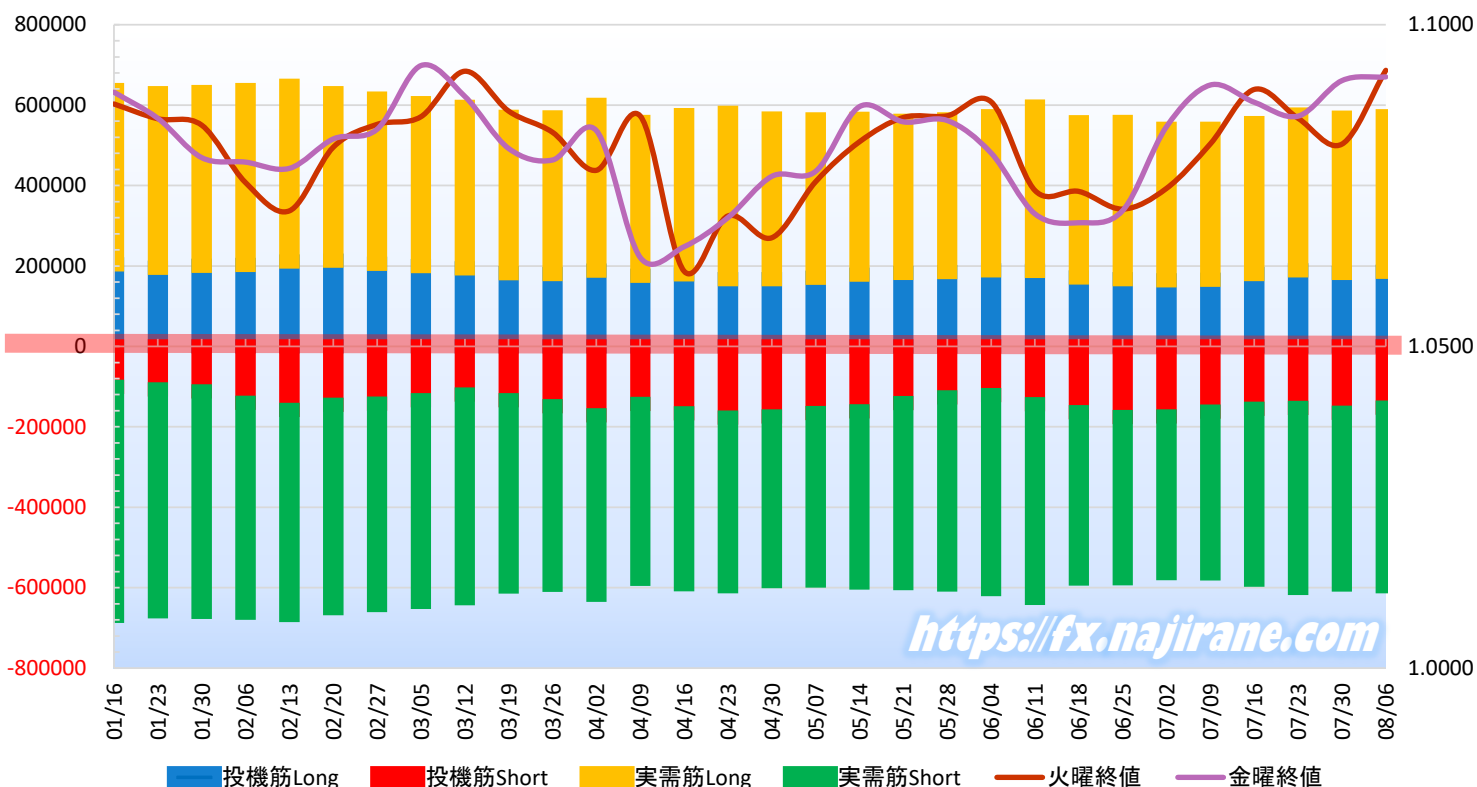


**EURO FX - CHICAGO MERCANTILE EXCHANGE
FUTURES ONLY POSITIONS**

**Code-099741
2024/08/23 公表値**

Date	投機筋集計				実需筋集計				投機筋+実需筋合計				ユーロドル終値	
	EUR買い	EUR売り	売り越し	売買計	EUR買い	EUR売り	売り越し	売買計	EUR買い	EUR売り	売り越し	売買計	火曜締め	金曜締め
2024/08/06	185799	152219	-33580	338018	386568	444428	57860	830996	572367	596647	24280	1169014	1.0929	1.0919
2024/07/30	183006	165207	-17799	348213	386079	426892	40813	812971	569085	592099	23014	1161184	1.0814	1.0913
2024/07/23	188929	153023	-35906	341952	387742	447615	59873	835357	576671	600638	23967	1177309	1.0855	1.0858
2024/07/16	179937	155188	-24749	335125	375217	424766	49549	799983	555154	579954	24800	1135108	1.0899	1.0880
2024/07/09	165829	162206	-3623	328035	375248	402487	27239	777735	541077	564693	23616	1105770	1.0815	1.0906
2024/07/02	164369	173888	9519	338257	376888	389609	12721	766497	541257	563497	22240	1104754	1.0746	1.0842
2024/06/25	167370	175801	8431	343171	390837	400604	9767	791441	558207	576405	18198	1134612	1.0713	1.0711
2024/06/18	171464	163513	-7951	334977	386112	413976	27864	800088	557576	577489	19913	1135065	1.0741	1.0692
2024/06/11	187697	144053	-43644	331750	409006	481351	72345	890357	596703	625404	28701	1222107	1.0742	1.0706
2024/06/04	188957	121087	-67870	310044	383423	482209	98786	865632	572380	603296	30916	1175676	1.0880	1.0801
2024/05/28	184656	127084	-57572	311740	380224	464876	84652	845100	564880	591960	27080	1156840	1.0858	1.0851
2024/05/21	182574	141099	-41475	323673	378118	447571	69453	825689	560692	588670	27978	1149362	1.0856	1.0849
2024/05/14	178398	161243	-17155	339641	387812	426094	38282	813906	566210	587337	21127	1153547	1.0818	1.0873
2024/05/07	170594	166004	-4590	336598	393845	416124	22279	809969	564439	582128	17689	1146567	1.0756	1.0772
2024/04/30	167185	173962	6777	341147	399163	409900	10737	809063	566348	583862	17514	1150210	1.0669	1.0764
2024/04/23	167296	177285	9989	344581	413769	419034	5265	832803	581065	596319	15254	1177384	1.0703	1.0700
2024/04/16	178912	166688	-12224	345600	395979	424633	28654	820612	574891	591321	16430	1166212	1.0617	1.0655
2024/04/09	175419	142696	-32723	318115	383114	435146	52032	818260	558533	577842	19309	1136375	1.0858	1.0638
2024/04/02	188258	171464	-16794	359722	412480	445912	33432	858392	600738	617376	16638	1218114	1.0774	1.0835
2024/03/26	180193	148999	-31194	329192	389331	443503	54172	832834	569524	592502	22978	1162026	1.0833	1.0790
2024/03/19	182382	134040	-48342	316422	388839	462969	74130	851808	571221	597009	25788	1168230	1.0866	1.0808
2024/03/12	193998	119591	-74407	313589	402081	506685	104604	908766	596079	626276	30197	1222355	1.0928	1.0889
2024/03/05	200025	133714	-66311	333739	404771	501537	96766	906308	604796	635251	30455	1240047	1.0857	1.0937
2024/02/27	205234	142380	-62854	347614	411117	501018	89901	912135	616351	643398	27047	1259749	1.0845	1.0838
2024/02/20	213194	145178	-68016	358372	416183	505634	89451	921817	629377	650812	21435	1280189	1.0810	1.0822
2024/02/13	210848	158010	-52838	368858	437266	509530	72264	946796	648114	667540	19426	1315654	1.0711	1.0777
2024/02/06	202450	140297	-62153	342747	434993	521879	86886	956872	637443	662176	24733	1299619	1.0755	1.0786
2024/01/30	200360	111589	-88771	311949	432311	548317	116006	980628	632671	659906	27235	1292577	1.0844	1.0793
2024/01/23	195190	106866	-88324	302056	434578	551975	117397	986553	629768	658841	29073	1288609	1.0854	1.0855
2024/01/16	204294	100202	-104092	304496	433577	570090	136513	1003667	637871	670292	32421	1308163	1.0877	1.0895

**EURO FX - CHICAGO MERCANTILE EXCHANGE
FUTURES ONLY POSITIONS Code-099741**



<https://fx.najirane.com>

Bitcoin/USD 及び CME Futures (当月及び限月別)

※取引単位=5ビットコイン
(CME CFビットコイン参考基準レート=BRRを対象)

Bitcoin/USD						CME Futures 2024/08		CME Futures 2024/09		CME Futures 2024/10		CME Futures 2024/11		CME Futures 2024/12	
Date	Open	High	Low	Close		Close	Volume	Close	Volume	Close	Volume	Close	Volume	Close	Volume
2024/8/11	60943	61333	60922	61173	0	0	0	0	0	0	0	0	0	0	0
2024/8/10	60881	61465	60288	60946	0	0	0	0	0	0	0	0	0	0	0
2024/8/9	61728	61752	59588	60880	61100	8097	61455	1646	61865	156	62385	9	62975	3	0
2024/8/8	55030	62674	54767	61710	59695	11456	60195	2990	60640	223	61095	9	61590	6	0
2024/8/7	56041	57727	54621	55027	55000	9708	55460	1698	55870	63	56280	4	56775	2	0
2024/8/6	53991	57060	53973	56034	57145	11490	57605	1960	58040	38	58485	6	58980	1	0
2024/8/5	58110	58269	49121	53991	53770	30884	54175	3224	54565	122	54970	51	55410	51	0
2024/8/4	60676	61063	57211	58117	0	0	0	0	0	0	0	0	0	0	0
2024/8/3	61415	62148	59837	60680	0	0	0	0	0	0	0	0	0	0	0
2024/8/2	65354	65523	61185	61415	62945	11759	63450	1846	63915	121	64375	34	64880	30	0
2024/8/1	64626	65593	62249	65358	63790	11015	64325	1919	64840	176	65360	54	65920	55	0
2024/7/31	66201	66810	64532	64619	65685	7240	66255	1723	66810	68	67390	22	67965	36	0
2024/7/30	66819	66988	65323	66201	66385	246336	66960	13624	67495	868	68065	126	68640	330	0
2024/7/29	68259	69988	66533	66820	67860	12489	68440	2588	68970	120	69530	25	70090	4	0
2024/7/28	67809	68302	67086	68256	0	0	0	0	0	0	0	0	0	0	0
2024/7/27	67912	69399	66705	67813	0	0	0	0	0	0	0	0	0	0	0
2024/7/26	65772	68208	65744	67912	68775	8446	69350	1581	69875	132	70395	1	70955	2	0
2024/7/25	65376	66112	63473	65777	65390	9576	65900	1448	66375	8	66865	2	67380	5	0
2024/7/24	65928	67114	65147	65372	66445	8317	66915	727	67400	26	67890	4	68415	5	0
2024/7/23	67585	67779	65484	65928	66295	8216	66780	475	67250	6	67720	0	68245	3	0
2024/7/22	68153	68480	66611	67585	69090	9603	69600	336	70075	68	70550	7	71060	4	0
2024/7/21	67165	68373	65842	68155	0	0	0	0	0	0	0	0	0	0	0
2024/7/20	66710	67611	66300	67164	0	0	0	0	0	0	0	0	0	0	0
2024/7/19	63972	67443	63329	66710	68245	10607	68720	6220	69175	35	69655	4	70160	10	0
2024/7/18	64105	65105	63246	63974	64295	2667	64770	80	65215	12	65675	0	66200	1	0
2024/7/17	65092	66067	63896	64119	65400	2931	65880	114	66335	10	66805	0	67330	0	0
2024/7/16	64784	65354	62488	65097	66130	4050	66620	332	67070	124	67540	4	68065	6	0
2024/7/15	60815	64870	60705	64870	64355	4646	64815	323	65245	39	65715	6	66210	9	0
2024/7/14	59225	61330	59225	60788	0	0	0	0	0	0	0	0	0	0	0
2024/7/13	57909	59787	57796	59232	0	0	0	0	0	0	0	0	0	0	0
2024/7/12	57341	58533	56590	57899	58440	2533	58850	155	59265	14	59700	5	60185	0	0
2024/7/11	57730	59299	57120	57345	58185	2323	58590	289	58980	10	59415	0	59900	0	0
2024/7/10	58034	59359	57178	57742	58230	1943	58630	85	59025	0	59460	0	59945	0	0
2024/7/9	56705	58239	56317	58009	58770	2586	59165	346	59590	3	60025	0	60510	0	0
2024/7/8	55850	58131	54321	56705	57360	2820	57755	104	58205	2	58640	0	59125	1	0
2024/7/7	58239	58371	55793	55849	0	0	0	0	0	0	0	0	0	0	0
2024/7/6	56659	58473	56039	58304	0	0	0	0	0	0	0	0	0	0	0
2024/7/5	57023	57497	53717	56662	57290	2745	57695	300	58100	32	58540	33	59025	21	0
2024/7/4	60147	60400	56778	56978	0	0	0	0	0	0	0	0	0	0	0
2024/7/3	62034	62188	59419	60174	60450	1656	60880	226	61315	90	61760	32	62245	2	0
2024/7/2	62844	63203	61753	62029	62800	1645	63250	129	63715	3	64200	0	64710	0	0
2024/7/1	62674	63777	62496	62852	64310	1626	64810	210	65270	3	65770	2	66280	7	0
2024/6/30	60888	62893	60633	62678	0	0	0	0	0	0	0	0	0	0	0
2024/6/29	60320	61098	60301	60887	0	0	0	0	0	0	0	0	0	0	0
2024/6/28	61613	62126	59985	60320	60910	1761	61375	61	61840	8	62315	0	62825	0	0
2024/6/27	60811	62294	60585	61605	62425	1236	62900	108	63355	0	63810	0	64305	0	0
2024/6/26	61790	62434	60695	60811	61935	320	62385	107	62825	0	63280	0	63775	1	0
2024/6/25	60266	62258	60240	61805	63065	277	63505	51	63945	2	64420	1	64920	1	0
2024/6/24	63173	63293	58602	60277	60085	612	60510	91	60945	6	61400	0	61950	1	0
2024/6/23	64249	64492	63181	63181	0	0	0	0	0	0	0	0	0	0	0
2024/6/22	64114	64475	63930	64253	0	0	0	0	0	0	0	0	0	0	0
2024/6/21	64838	65008	63379	64096	65365	549	65830	34	66290	0	66815	0	67560	3	0
2024/6/20	64960	66439	64548	64829	66260	364	66745	136	67215	0	67580	0	68030	1	0
2024/6/19	65147	65695	64693	64960	0	0	0	0	0	0	0	0	0	0	0
2024/6/18	66491	66557	64067	65141	65605	219	66065	98	66505	4	66980	0	67425	5	0
2024/6/17	66637	67188	65095	66490	68050	191	68550	68	69065	0	69555	0	70055	0	0
2024/6/16	66189	66895	66018	66639	0	0	0	0	0	0	0	0	0	0	0
2024/6/15	66007	66402	65872	66191	0	0	0	0	0	0	0	0	0	0	0
2024/6/14	66748	67295	65057	66011	66805	144	67310	89	67815	0	68335	0	68810	0	0
2024/6/13	68243	68366	66305	66756	67995	306	68535	71	69045	1	69570	0	70035	0	0
2024/6/12	67321	69978	66902	68241	69085	198	69640	39	70145	1	70690	1	71140	0	0
2024/6/11	69508	69549	66124	67332	68850	260	69405	23	69935	21	70405	19	70855	0	0
2024/6/10	69644	70146	69232	69512	71135	127	71760	69	72350	8	72880	19	73210	0	0
2024/6/9	69297	69818	69161	69648	0	0	---	---	---	---	---	---	---	---	---
2024/6/8	69324	69533	69211	69306	0	0	---	---	---	---	---	---	---	---	---
2024/6/7	70759	71908	68507	69343	71125	210	71770	23	72330	8	72855	0	73120	0	0
2024/6/6	71083	71626	70119	70757	72405	222	73070	32	73635	0	74155	0	74420	0	0
2024/6/5	70568	71375	70391	71083	73365	291	74055	36	74660	0	75180	0	75405	1	0
2024/6/4	68805	71047	68565	70568	72535	408	73220	133	73840	0	74290	0	74570	0	0
2024/6/3	67754	70231	67590	68805	71070	388	71765	75	72360	0	72840	0	73130	0	0

Bitcoin/USD



<https://fx.najirane.com>

Date	BTC(BitCoin)/JPY					ETH(Ethereum)/JPY					XRP(Ripple)/JPY				
	Open	High	Low	Close	Volume	Open	High	Low	Close	Volume	Open	High	Low	Close	Volume
2024/8/11	8938199.00	8995303.00	8935003.00	8971821.00	2146749.51	382850.84	391417.56	382850.84	390997.59	1311708.68	85.8484	86.9779	85.8141	86.8037	150780.89
2024/8/10	9117040.00	9120534.00	8919662.00	8929530.00	4902659.58	396376.06	398448.38	374395.81	381293.52	2626512.10	91.2144	91.7879	83.4302	85.2401	296934.25
2024/8/9	8050792.50	9230239.00	7976147.00	9114371.00	6690425.85	341886.38	400874.16	338755.19	396321.81	3466184.47	87.9030	94.4364	84.6734	91.2140	517333.53
2024/8/8	8111879.50	8499504.00	8001822.50	8050417.00	6091499.23	355938.56	375682.88	339364.03	341838.75	3549810.83	73.1988	93.9978	72.5045	87.8974	627090.43
2024/8/7	7872903.50	8283845.00	7870268.00	8110965.50	7136243.48	352481.13	369539.78	352372.84	355900.19	3769578.07	71.3717	75.3659	71.3481	73.1996	252954.13
2024/8/6	8460243.00	8492128.00	6984491.50	7872919.50	15892848.49	391057.41	392899.88	307724.94	352471.88	9867223.25	76.2009	76.5550	61.6944	71.3729	611544.69
2024/8/5	8894812.00	8951529.00	8386817.50	8461222.00	4623764.88	429739.09	386947.28	349111.47	3077704.00	81.5640	81.8448	75.7058	76.2010	176153.60	
2024/8/4	9003104.00	9110641.00	8771736.00	8895398.00	4654835.52	437725.47	442027.31	419434.31	425621.81	2615854.58	82.2063	84.5188	79.5237	81.5642	194344.86
2024/8/3	9750554.00	9762359.00	8969399.00	9003141.00	6312509.08	477669.41	478935.03	434791.44	437734.59	3137168.44	88.9906	88.9910	80.5310	82.2062	276209.09
2024/8/2	9680305.00	9793203.00	9317203.00	9751151.00	6113434.68	484008.75	485411.69	460682.31	477664.19	3016413.58	93.4591	94.2171	85.5889	88.9907	296992.37
2024/8/1	10105730.00	10032801.00	9681904.00	9679317.00	4687346.41	500496.75	502710.13	482119.69	484015.78	2416918.67	95.8441	100.5728	93.5793	93.4598	362345.37
2024/7/31	10279554.00	10377563.00	10004116.00	10105691.00	4790282.33	510852.06	519780.81	495550.16	500493.88	2144109.73	92.6256	98.2895	91.8583	95.8465	335452.75
2024/7/30	10522258.00	10767079.00	10243574.00	10279687.00	6273768.18	504300.56	522590.13	501564.41	510837.28	2820664.30	92.7908	94.0872	91.3458	92.6259	181291.86
2024/7/29	10424564.00	10500386.00	10313440.00	10521767.00	2718138.26	499255.53	514735.41	492223.09	500302.28	1381082.72	91.7483	94.2268	91.0353	92.7912	141207.59
2024/7/28	10441102.00	10668980.00	10254927.00	10425284.00	5333360.09	503651.97	515491.91	491238.16	499271.00	2336500.39	92.8276	93.6406	90.1969	91.7483	154964.00
2024/7/27	10109588.00	10486577.00	10099593.00	10441140.00	4687474.49	487873.88	505169.31	487796.13	503661.16	2458981.16	92.1956	93.5710	90.1915	92.8275	213066.76
2024/7/26	10063298.00	10177442.00	9727500.00	10110420.00	5889400.78	513665.75	513802.97	475204.09	487931.69	3887825.79	95.2598	95.6458	90.3247	92.1959	354759.56
2024/7/25	10269243.00	10306493.00	10009239.00	10062722.00	4228597.92	542396.88	543690.25	508442.06	513562.22	2469180.26	93.0632	96.9702	92.4292	95.2585	297559.56
2024/7/24	10604259.00	10625765.00	10192024.00	10269214.00	5546111.50	539866.88	551983.50	528964.50	542372.56	3811317.44	95.3401	96.4086	91.0230	93.0628	258212.30
2024/7/23	10729062.00	10780960.00	10454406.00	10604328.00	6691773.22	556757.69	560470.19	538116.31	539812.19	2937726.10	94.0589	97.8054	91.7625	95.3401	321984.44
2024/7/22	10578134.00	10768527.00	10369174.00	10729305.00	4195752.11	554291.88	558581.88	537881.19	566754.25	2179709.11	93.6548	95.6231	90.6508	94.0569	234482.70
2024/7/21	10506480.00	10648349.00	10441858.00	10577935.00	2997062.92	552133.56	557517.06	548474.56	554271.25	1631678.90	90.3595	95.0927	90.0606	93.6546	242283.72
2024/7/20	10055010.00	10622249.00	9958222.00	10506516.00	5879222.21	538475.81	557692.25	530995.06	552135.69	2788548.16	89.5295	92.2396	85.3692	90.3631	368565.87
2024/7/19	9979334.00	10186250.00	9594946.00	10055284.00	4281405.91	548242.56	548833.19	529657.50	538530.75	2363261.48	97.5426	98.9724	87.5920	89.5242	469443.85
2024/7/18	10380872.00	10472453.00	9984356.00	9981522.00	5063253.74	545832.13	557349.13	528015.63	525355.00	2605818.49	91.7507	99.4444	91.7507	97.5265	572722.74
2024/7/17	10245835.00	10348282.00	9907170.00	10380914.00	6590606.27	551343.31	553325.56	531408.75	545321.69	3237974.67	85.0472	93.9421	84.7082	91.7511	537368.45
2024/7/16	9628152.00	10259394.00	9607654.00	10259394.00	6024754.44	513812.75	552355.75	512322.06	551882.38	2895063.83	82.7408	85.2048	82.9414	85.0670	278484.10
2024/7/15	9348998.00	9699991.00	9348998.00	9621773.00	517625.08	501464.34	517300.59	499836.78	513487.84	1664791.73	83.0634	85.1794	81.2646	82.7611	248550.46
2024/7/14	9140605.00	9437886.00	9122879.00	9350057.00	2696172.17	494773.16	505134.16	491699.84	501536.50	1352044.30	74.9322	88.9638	74.8819	83.0836	451000.71
2024/7/13	9075327.00	9241159.00	9005211.00	9139141.00	4041590.48	490631.97	498354.50	484559.69	494711.28	2012782.35	71.0685	75.3572	70.8479	74.9337	251982.06
2024/7/12	9328891.00	9539536.00	9322709.00	9075916.00	4543552.09	501161.81	508707.53	49156.69	490685.88	2410450.27	70.9486	72.8453	70.6535	71.0692	174414.95
2024/7/11	9326274.00	9586697.00	9246478.00	9330927.00	4229804.31	494663.50	509014.06	488688.31	501304.59	2355848.95	70.3159	71.4615	69.7950	70.9465	156347.22
2024/7/10	9121572.00	9395448.00	9057190.00	9358696.00	4492994.36	485608.47	500126.38	483364.63	494324.00	2463518.17	69.4004	70.4386	68.9182	70.3269	159073.06
2024/7/9	8971759.00	9363127.00	8725884.00	9121653.00	6396834.19	470657.38	497808.69	454092.66	485597.00	3639868.22	67.4377	71.0579	65.0044	69.4004	247325.37
2024/7/8	9361115.00	9382282.00	8960854.00	8971685.00	3301722.50	493039.38	493908.81	469611.22	470581.16	1744236.98	72.1778	72.1778	67.2664	67.4410	121809.37
2024/7/7	9107668.00	9398585.00	9007988.00	9371419.00	3312799.88	479339.94	495081.09	475386.84	493356.47	1862322.92	68.3947	72.2475	68.1897	72.1786	116301.44
2024/7/6	9201488.00	9255755.00	8628810.00	9108198.00	8908097.94	493427.38	500021.06	454120.03	479277.34	5004306.83	69.9434	69.9434	62.8987	68.3958	136001.59
2024/7/5	9719230.00	9757054.00	9150822.00	9194209.00	6640108.56	531927.81	534646.50	492893.06	492893.06	3268094.00	75.4204	75.7636	69.8674	69.9636	245470.92
2024/7/4	10018166.00	10044651.00	9603837.00	9723558.00	4808412.21	551704.31	553541.13	526237.56	532105.38	2605059.33	78.2495	78.5225	74.7975	75.4242	206096.72
2024/7/3	10150271.00	10217592.00	9977515.00	10017308.00	3254363.14	55509.25	559242.19	549008.06	551720.44	1521556.36	76.9817	78.7677	76.9147	78.2470	136387.22
2024/7/2	10085913.00	10302318.00	10080734.00	10151494.00	4113507.47	552401.31	565413.88	552958.50	55566.38	1983646.25	76.5166	77.7780	76.4346	76.9844	131400.25
2024/7/1	9797251.00	10114204.00	9754932.00	10086667.00	2789394.53	542744.50	555518.13	539399.13	552446.63	1351215.08	75.9437	76.7653	75.6249	76.5183	74899.93
2024/6/30	9705765.00	9830909.00	9702723.00	9797080.00	2035914.54	542843.38	547355.19	542177.69	542727.19	1095925.50	75.7826	76.6137	75.7726	75.9462	64798.69
2024/6/29	9901458.00	10017311.00	9649582.00	9705807.00	4015039.32	553707.31	560983.75	541193.69	542834.69	2069423.87	76.2785	77.0614	75.6132	75.7678	150787.96
2024/6/28	9786503.00	9999660.00	9720937.00	9900172.00	3412037.94	541166.06	557166.44	539844.00	553955.13	1891787.23	75.4296	76.4821	74.7098	76.2792	135087.97
2024/6/27	9868089.00	9976257.00	9785530.00	9768511.00	3615285.56	542096.69	546717.88	534677.69	541261.00	1878491.94	75.9699	76.3496	74.8927	75.4350	142334.12
2024/6/26	9624566.00	9993324.00	9620329.00	9870479.00	4663565.51	535086.00	546647.25	531917.88	542201.44	2113776.27	75.7164	76.5694	75.4709	75.9691	136710.43
2024/6/25	10101609.00	10107310.00	9353271.00	9626344.00	6891425.10	546673.69	548407.50	518261.09	535038.19	3695113.60	76.6733	76.7355	73.9944	75.7209	212123.14
2024/6/24	10265378.00	10304162.00	10102799.00	10102799.00	1786191.95	558406.25	562300.13	544618.25	546466.31	1505989.05	77.7456	78.1058	76.3771	76.6717	80052.86
2024/6/23	10237381.00	10301568.00	10207984.00	10265956.00	1575093.71	561505.31	561975.75	555564.81	558383.81	1186122.25	78.0724	78.1357	77.5489	77.7498	72801.32
2024/6/22	10305198.00	10333446.00	10085367.00	10234560.00	4181596.32	558072.81	565480.75	547637.13	561429.38	2544158.21	77.6747	78.6777	76.5914	78.0740	180734.03
2024/6/21	10261117.00	10525742.00	10248036.00	10303715.00	4075338.06	562233.94	573965.63	553424.13	558043.94	2561300.17	77.9123	79.4122	77.6754	77.6754	175926.37
2024/6/20	10284572.00	10369585.00	10224615.00	10261117.00	333493.26	549759.69	565603.75	547365.13	562233.94	2412895.50	77.5059	78.8423	76.9804	77.9123	158157.71
2024/6/19	10485527.00	10495892.00	10111010.00	10283788.00											

Date	日経平均(△N225)					CME日経平均先物ドル建て(NKD)					CME日経平均先物円建て(NIY)					USDJPY
	Open	High	Low	Close	Volume	Open	High	Low	Close	Volume	Open	High	Low	Close	Volume	
2024-08-09	35,272.34	35,671.31	34,445.57	35,025.00		35,775.0	36,025.0	34,525.0	35,365.0	18,286	35,730.0	35,915.0	34,420.0	35,285.0	28,115	146.65
2024-08-08	34,645.79	35,379.65	34,207.16	34,831.15	1653267900	34,435.0	35,870.0	33,820.0	35,680.0	22,526	35,609.1	35,609.1	35,609.1	35,609.1	41,555	147.22
2024-08-07	34,122.35	35,849.77	33,739.46	35,089.62	2427982200	33,430.0	35,945.0	33,370.0	34,495.0	27,839	34,400.0	34,400.0	34,400.0	34,400.0	0	146.73
2024-08-06	32,077.33	34,911.80	32,077.33	34,675.46	2512352700	33,490.0	35,010.0	32,955.0	33,720.0	26,113	34,055.0	34,055.0	34,055.0	34,055.0	0	144.56
2024-08-05	35,249.36	35,301.18	31,156.12	31,458.42	2855705500	34,935.0	34,935.0	30,720.0	33,320.0	36,033	33,625.0	33,625.0	33,625.0	33,625.0	0	144.09
2024-08-02	37,444.17	37,471.52	35,880.15	35,909.70	2043090100	36,755.0	36,800.0	34,425.0	35,020.0	22,995	34,955.0	34,955.0	34,955.0	34,955.0	0	146.59
2024-08-01	38,781.56	38,781.56	37,737.88	38,126.33	1788397300	38,740.0	38,920.0	36,465.0	36,895.0	29,309	36,885.0	36,885.0	36,885.0	36,885.0	0	149.35
2024-07-31	38,140.77	39,188.37	37,954.38	39,101.82	1464213500	38,110.0	39,320.0	38,010.0	38,700.0	18,221	38,635.0	38,635.0	38,635.0	38,635.0	0	149.89
2024-07-30	38,241.35	38,531.16	38,076.70	38,525.95	1096622500	38,290.0	38,785.0	37,935.0	38,165.0	###	38,125.0	38,125.0	38,125.0	38,125.0	0	152.70
2024-07-29	38,139.12	38,719.70	38,010.01	38,468.63	1073493000	38,325.0	38,775.0	38,225.0	38,390.0	8,389	38,300.0	38,300.0	38,300.0	38,300.0	0	154.02
2024-07-26	37,792.87	38,105.96	37,611.19	37,667.41	1239545500	38,035.0	38,325.0	37,660.0	38,290.0	11,417	38,270.0	38,270.0	38,270.0	38,270.0	0	153.76
2024-07-25	38,524.20	38,557.79	37,825.58	37,869.51	1429652800	38,285.0	38,360.0	37,395.0	37,840.0	20,367	38,140.0	38,145.0	37,770.0	37,770.0	6	153.93
2024-07-24	39,336.74	39,643.27	39,096.50	39,154.85	1102608300	39,455.0	39,680.0	38,145.0	38,175.0	13,736	38,170.0	38,170.0	38,170.0	38,170.0	6	153.79
2024-07-23	39,864.09	39,927.89	39,519.91	39,594.39	883160600	39,930.0	40,005.0	39,475.0	39,555.0	7,776	39,490.0	39,490.0	39,490.0	39,490.0	0	155.59
2024-07-22	39,947.95	39,973.20	39,599.00	39,599.00	827466000	39,660.0	40,020.0	39,505.0	40,005.0	8,259	39,990.0	39,990.0	39,990.0	39,990.0	0	156.95
2024-07-19	39,965.91	40,212.90	39,824.58	40,063.79	998316300	40,025.0	40,270.0	39,620.0	39,710.0	9,849	39,680.0	39,680.0	39,680.0	39,680.0	0	157.51
2024-07-18	40,521.71	40,587.63	40,104.22	40,126.35	1175661700	40,310.0	40,465.0	39,915.0	40,115.0	13,268	40,040.0	40,040.0	40,040.0	40,040.0	0	157.35
2024-07-17	41,416.18	41,466.45	41,054.72	41,097.69	1098754400	41,600.0	41,645.0	40,195.0	40,295.0	13,334	40,225.0	40,225.0	40,225.0	40,225.0	0	156.17
2024-07-16	41,366.79	41,520.07	41,220.65	41,275.08	1007741600	41,235.0	41,605.0	41,155.0	41,585.0	8,188	41,570.0	41,570.0	41,570.0	41,570.0	0	158.33
2024-07-12	41,668.86	41,754.76	41,188.29	41,190.68	1303586500	41,695.0	41,855.0	41,040.0	41,265.0	13,423	41,175.0	41,175.0	41,175.0	41,175.0	0	157.83
2024-07-11	42,343.72	42,426.77	42,102.46	42,224.02	1230396800	42,535.0	42,545.0	41,535.0	41,605.0	15,769	41,500.0	41,500.0	41,500.0	41,500.0	0	158.94
2024-07-10	41,444.33	41,889.16	41,430.38	41,831.99	1344314200	41,555.0	42,535.0	41,485.0	42,510.0	9,056	42,430.0	42,430.0	42,430.0	42,430.0	2	161.58
2024-07-09	40,953.41	41,769.35	40,942.44	41,580.17	1181927400	41,005.0	41,825.0	40,975.0	41,555.0	8,135	41,435.0	41,435.0	41,435.0	41,435.0	2	161.29
2024-07-08	40,863.14	41,112.24	40,780.70	40,780.70	1130177600	41,095.0	41,160.0	40,840.0	40,955.0	5,780	40,845.0	40,845.0	40,845.0	40,845.0	2	160.80
2024-07-05	41,009.36	41,100.13	40,746.89	40,912.37	1142341500	40,770.0	41,180.0	40,665.0	41,080.0	10,546	41,080.0	41,080.0	41,080.0	41,080.0	2	160.77
2024-07-03	40,225.83	40,694.21	40,172.85	40,580.76	1256457500	40,295.0	40,775.0	40,220.0	40,705.0	6,534	40,635.0	40,635.0	40,635.0	40,635.0	2	161.57
2024-07-02	39,543.61	40,113.48	39,457.62	40,074.69	1350506700	39,570.0	40,320.0	39,510.0	40,305.0	9,813	40,290.0	40,290.0	40,290.0	40,290.0	2	161.45
2024-06-28	39,593.01	39,783.70	39,485.73	39,583.08	1243441800	39,645.0	40,010.0	39,530.0	39,835.0	7,309	39,810.0	39,810.0	39,810.0	39,810.0	2	160.87
2024-06-27	39,434.47	39,439.24	39,193.51	39,341.54	1150281900	39,530.0	39,720.0	39,250.0	39,620.0	6,267	39,645.0	39,645.0	39,645.0	39,645.0	2	160.75
2024-06-26	39,364.73	39,788.63	39,233.56	39,667.07	1088836200	39,345.0	39,835.0	39,260.0	39,470.0	8,073	39,400.0	39,400.0	39,400.0	39,400.0	2	160.77
2024-06-25	38,833.90	39,215.07	38,758.07	39,173.15	1082542100	38,790.0	39,390.0	38,760.0	39,340.0	6,624	39,300.0	39,300.0	39,300.0	39,300.0	2	159.66
2024-06-24	38,497.42	38,905.47	38,416.07	38,804.65	934567500	38,535.0	39,010.0	38,425.0	38,755.0	7,751	38,725.0	38,725.0	38,725.0	38,725.0	2	159.61
2024-06-21	38,608.66	38,795.68	38,532.13	38,596.47	1408422000	38,630.0	38,820.0	38,400.0	38,520.0	5,876	38,485.0	38,485.0	38,485.0	38,485.0	2	159.61
2024-06-20	38,410.32	38,637.62	38,263.08	38,633.02	880451900	38,625.0	38,835.0	38,285.0	38,590.0	10,335	38,580.0	38,580.0	38,580.0	38,580.0	2	158.91
2024-06-18	38,433.48	38,519.02	38,332.89	38,482.11	970822900	38,450.0	38,670.0	38,360.0	38,660.0	5,434	38,700.0	38,700.0	38,700.0	38,700.0	2	157.84
2024-06-17	38,440.98	38,442.70	37,950.20	38,102.44	1074894800	38,570.0	38,625.0	37,980.0	38,470.0	6,552	38,465.0	38,465.0	38,465.0	38,465.0	2	157.73
2024-06-14	38,587.57	39,025.70	38,554.75	38,814.56	1571162900	38,655.0	39,075.0	38,330.0	38,555.0	8,438	38,470.0	38,470.0	38,470.0	38,470.0	2	157.31
2024-06-13	39,182.06	39,252.44	38,689.79	38,720.47	1159251000	39,210.0	39,290.0	38,405.0	38,580.0	8,859	39,210.0	39,300.0	38,390.0	38,585.0	2	157.01
2024-06-12	38,865.15	38,945.99	38,809.36	38,876.71	1081606600	38,895.0	39,285.0	38,795.0	39,165.0	6,995	38,930.0	39,285.0	38,800.0	39,170.0	29,169	156.60
2024-06-11	39,175.59	39,336.66	39,074.88	39,134.79	933293200	39,185.0	39,340.0	38,805.0	38,900.0	10,097	39,180.0	39,340.0	38,805.0	38,905.0	40,291	157.13
2024-06-07	38,597.55	38,747.27	38,560.85	38,683.93	962356200	38,645.0	38,910.0	38,550.0	38,650.0	6,117	38,665.0	38,910.0	38,545.0	38,650.0	25,872	156.75
2024-06-06	38,841.66	39,011.93	38,693.50	38,703.51	1189157000	38,980.0	39,080.0	38,545.0	38,635.0	6,555	38,975.0	39,080.0	38,540.0	38,635.0	22,539	155.61
2024-06-05	38,654.09	38,656.41	38,343.98	38,490.17	1193704000	38,460.0	38,985.0	38,340.0	38,970.0	7,316	38,455.0	38,985.0	38,340.0	38,965.0	28,416	156.06
2024-06-04	38,702.54	38,895.06	38,591.79	38,837.46	1178686600	38,675.0	38,890.0	38,290.0	38,430.0	7,834	38,675.0	38,890.0	38,290.0	38,425.0	32,644	154.83
2024-06-03	38,734.95	39,032.50	38,734.95	38,923.03	1158550100	38,730.0	39,050.0	38,435.0	38,660.0	5,761	38,725.0	39,045.0	38,430.0	38,650.0	26,342	156.11
2024-05-31	38,173.22	38,526.93	38,087.61	38,487.90	2110106500	38,065.0	38,740.0	37,975.0	38,640.0	7,532	38,080.0	38,745.0	37,970.0	38,635.0	27,339	157.27
2024-05-30	38,112.77	38,138.03	37,617.00	38,054.13	1173391500	38,190.0	38,340.0	37,615.0	38,235.0	8,085	38,185.0	38,335.0	37,610.0	38,230.0	28,872	156.79
2024-05-29	38,880.50	39,141.99	38,524.24	38,556.87	1239158100	38,925.0	39,175.0	38,170.0	38,325.0	5,781	38,920.0	39,165.0	38,165.0	38,315.0	23,020	157.60
2024-05-28	38,879.15	38,981.97	38,756.13	38,855.37	1012076300	38,830.0	39,010.0	38,675.0	38,970.0	5,410	38,825.0	39,000.0	38,670.0	38,960.0	22,873	157.16
2024-05-24	38,506.03	38,740.82	38,367.70	38,646.11	963057200	38,550.0	38,890.0	38,380.0	38,805.0	5,034	38,525.0	38,880.0	38,365.0	38,800.0	17,529	156.93
2024-05-23	38,803.13	39,129.47	38,617.43	39,103.22	1077552000	38,835.0	39,200.0	38,440.0	38,570.0	6,964	38,820.0	39,190.0	38,425.0	38,560.0	29,082	156.98
2024-05-22	38,823.91	38,854.99	38,592.94	38,617.10	1055204000	38,910.0	38,980.0	38,470.0	38,650.0	5,143	38,895.0	38,970.0	38,460.0	38,635.0	20,707	156.70
2024-05-21	39,232.16	39,346.15	38,942.28	38,946.93	1067198900	39,265.0	39,380.0	38,775.0	38,875.0	4,476	39,245.0	39,360.0	38,760.0	38,860.0	19,299	156.16
2024-05-20	38,761.71	39,437.16	38,703.70	39,069.68	1274428900	38,700.0	39,495.0	38,700.0	39,310.0	7,340	38,695.0	39,475.0	38,695.0	39,295.0	25,933	156.22
2024-05-17	38,561.04	38,842.49	38,539.56													

Date	日経平均(△N225)					S&P 500 INDEX(△SPX) (7.5倍値)					ダウ工業平均(△DJI)					USDJPY
	Open	High	Low	Close	Volume	Open	High	Low	Close	Volume	Open	High	Low	Close	Volume	
2024-08-09	35,272.34	35,671.31	34,445.57	35,025.00		39,860.0	40,190.0	39,756.3	40,081.2	192609967	39,408.1	39,628.7	39,230.4	39,497.5	#####	146.65
2024-08-08	34,645.79	35,379.65	34,207.16	34,831.15	1653267900	39,394.3	39,960.2	39,253.9	39,894.8	174860214	38,940.4	39,508.4	38,922.8	39,446.5	#####	147.22
2024-08-07	34,122.35	35,849.77	33,739.46	35,089.62	2427982200	39,698.5	39,979.8	38,966.6	38,996.3	994459938	39,230.1	39,478.0	38,731.5	38,763.4	#####	146.73
2024-08-06	32,077.33	34,911.80	32,077.33	34,675.46	2512352700	39,048.2	39,842.6	38,951.7	39,300.2	179578829	38,736.2	39,449.5	38,638.3	38,997.7	#####	144.56
2024-08-05	35,249.36	35,301.18	31,156.12	31,458.42	2855705500	38,633.6	39,381.7	38,394.5	38,897.5	113798197	39,056.2	39,056.2	38,499.3	38,703.3	#####	144.09
2024-08-02	37,444.17	37,471.52	35,880.15	35,909.70	2043090100	40,324.7	40,379.2	39,765.2	40,099.2	105791030	40,075.3	40,075.3	39,358.7	39,737.3	#####	146.59
2024-08-01	38,781.56	38,781.56	37,737.88	38,126.33	1788397300	41,533.8	41,746.2	40,578.2	40,850.1	165998526	40,917.0	41,096.7	40,098.6	40,348.0	#####	149.35
2024-07-31	38,140.77	39,188.37	37,954.38	39,101.82	1464213500	41,291.9	41,636.3	41,203.1	41,417.3	166915317	40,768.9	41,198.6	40,655.9	40,842.8	#####	149.89
2024-07-30	38,241.35	38,531.16	38,076.70	38,525.95	1096622500	41,090.5	41,171.0	40,512.8	40,773.3	124984923	40,622.1	40,866.3	40,529.1	40,743.3	#####	152.70
2024-07-29	38,139.12	38,719.70	38,010.01	38,468.63	1073493000	41,074.1	41,158.1	40,833.3	40,976.6	880028599	40,665.7	40,682.5	40,388.8	40,539.9	#####	154.02
2024-07-26	37,792.87	38,105.96	37,611.19	37,661.19	1239545500	40,752.5	41,162.4	40,730.3	40,943.3	94512496	40,140.9	40,753.8	40,140.9	40,589.3	#####	153.76
2024-07-25	38,524.20	38,557.79	37,825.58	37,869.51	1429652800	40,715.3	41,186.9	40,432.1	40,494.2	529408636	39,828.6	40,438.8	39,817.5	39,935.1	#####	153.93
2024-07-24	39,336.74	39,643.27	39,096.50	39,154.85	1102608300	41,293.8	41,310.3	40,649.9	40,703.5	150597564	40,210.6	40,258.4	39,807.4	39,853.9	#####	153.79
2024-07-23	39,864.09	39,927.89	39,519.91	39,594.39	883160600	41,739.8	41,890.1	41,631.8	41,668.1	125966152	40,443.7	40,527.9	40,319.7	40,358.1	#####	155.59
2024-07-22	39,947.95	39,973.20	39,519.39	39,599.00	827466000	41,584.1	41,777.7	41,467.8	41,733.1	125550865	40,414.5	40,472.5	40,222.8	40,415.4	#####	156.95
2024-07-19	39,965.91	40,212.90	39,824.58	40,063.79	998316300	41,575.3	41,681.3	41,227.8	41,287.5	149224224	40,592.4	40,626.2	40,203.3	40,287.5	#####	157.51
2024-07-18	40,521.71	40,587.63	40,104.22	40,126.35	1175661700	42,064.2	42,105.4	41,421.1	41,584.4	135073001	41,156.6	41,376.0	40,597.5	40,665.0	#####	157.35
2024-07-17	41,416.18	41,466.45	41,054.72	41,097.69	1098754400	42,075.5	42,168.7	41,886.1	41,912.0	173114918	40,862.6	41,222.0	40,849.7	41,198.1	#####	156.17
2024-07-16	41,366.79	41,520.07	41,220.65	41,275.08	1007741600	42,330.7	42,522.5	42,292.7	42,504.0	128071451	40,263.8	40,988.8	40,263.8	40,954.5	#####	158.33
2024-07-12	41,668.86	41,754.76	41,188.29	41,190.68	1303586500	41,930.7	42,418.7	41,928.3	42,115.1	172649993	39,783.3	40,257.2	39,783.3	40,000.9	#####	157.83
2024-07-11	42,343.72	42,426.77	42,102.46	42,224.02	1230396800	42,264.1	42,318.4	41,824.0	41,884.1	187487923	39,695.2	39,875.6	39,623.1	39,753.8	#####	158.94
2024-07-10	41,444.33	41,889.16	41,430.38	41,831.99	1344314200	41,934.5	42,265.4	41,898.3	42,254.3	101402646	39,272.4	39,736.2	39,256.7	39,721.4	#####	161.58
2024-07-09	40,953.41	41,769.35	40,942.44	41,580.17	1181927400	41,881.8	41,930.6	41,809.3	41,827.4	113050509	39,357.4	39,492.3	39,146.6	39,292.0	#####	161.29
2024-07-08	40,863.14	41,112.24	40,780.70	40,780.70	1130177600	41,795.6	41,873.3	41,718.8	41,796.4	132765276	39,392.0	39,655.0	39,278.4	39,344.8	#####	160.80
2024-07-05	41,009.36	41,100.13	40,746.89	40,912.37	1142341500	41,534.3	41,777.5	41,487.2	41,753.9	163729908	39,313.4	39,399.6	39,168.7	39,375.9	#####	160.77
2024-07-03	40,225.83	40,694.21	40,172.85	40,580.76	1256457500	41,305.8	41,544.5	41,305.7	41,527.7	161072809	39,358.9	39,411.2	39,230.9	39,308.0	#####	161.57
2024-07-02	39,543.61	40,113.48	39,457.62	40,074.69	1350506700	40,963.8	41,322.7	40,938.2	41,317.6	142512009	39,108.3	39,340.5	39,085.7	39,331.9	#####	161.45
2024-06-28	39,593.01	39,783.70	39,485.73	39,583.08	1243441800	41,163.6	41,427.3	40,883.4	40,953.6	197548072	39,092.4	39,443.6	39,937.1	39,118.9	#####	160.87
2024-06-27	39,434.47	39,439.24	39,193.51	39,341.54	1150281900	41,051.9	41,181.1	41,006.6	41,121.5	179600758	39,107.1	39,250.7	39,026.8	39,164.1	#####	160.75
2024-06-26	39,364.73	39,788.63	39,233.56	39,667.07	1088836200	40,955.3	41,123.6	40,889.0	41,084.3	199043409	39,063.1	39,183.7	39,009.0	39,127.8	#####	160.77
2024-06-25	38,833.90	39,215.07	38,758.07	39,173.15	1082542100	40,955.5	41,046.6	40,849.2	41,019.8	1621644040	39,398.8	39,423.3	38,997.2	39,112.2	#####	159.66
2024-06-24	38,497.42	38,905.47	38,416.07	38,804.65	934567500	40,946.9	41,180.0	40,856.9	40,859.0	1784702853	39,184.5	39,571.2	39,184.5	39,411.2	#####	159.61
2024-06-21	38,608.66	38,795.68	38,532.13	38,596.47	1408422000	41,000.8	41,087.3	40,890.2	40,984.7	150419839	39,208.5	39,257.2	39,061.7	39,150.3	#####	159.61
2024-06-20	38,410.32	38,637.62	38,263.08	38,633.02	880451900	41,249.9	41,291.5	40,916.7	41,048.8	111217741	38,804.7	39,232.5	38,778.5	39,134.8	#####	158.91
2024-06-18	38,433.48	38,519.02	38,332.89	38,482.11	970822900	41,071.1	41,177.9	41,034.9	41,152.7	164316280	38,779.1	38,936.9	38,727.7	38,834.9	#####	157.84
2024-06-17	38,440.98	38,442.70	37,950.20	38,102.44	1074894800	40,733.3	41,163.8	40,653.0	41,049.2	141679412	38,565.2	38,839.9	38,431.9	38,778.1	#####	157.73
2024-06-14	38,587.57	39,025.70	38,554.75	38,814.56	1571162900	40,680.6	40,742.9	40,528.1	40,737.0	1623451050	38,528.4	38,595.2	38,305.9	38,589.2	#####	157.31
2024-06-13	39,182.06	39,252.44	38,689.79	38,720.47	1159251000	40,814.5	40,814.5	40,518.8	40,753.1	1422956962	38,677.1	38,712.2	38,407.7	38,647.1	#####	157.01
2024-06-12	38,865.15	38,945.99	38,809.36	38,876.71	1081606600	40,568.5	40,854.4	40,568.5	40,657.7	119670709	38,950.6	39,120.3	38,621.4	38,712.2	#####	156.60
2024-06-11	39,175.59	39,336.66	39,074.88	39,134.79	933293200	40,147.5	40,319.6	39,954.4	40,314.9	145183455	38,795.7	38,795.7	38,446.2	38,747.4	#####	157.13
2024-06-07	38,597.55	38,747.27	38,560.85	38,683.93	962356200	40,078.6	40,313.1	39,985.0	40,102.4	173173209	38,861.2	39,105.2	38,751.9	38,799.0	#####	156.75
2024-06-06	38,841.66	39,011.93	38,693.50	38,703.51	1189157000	40,183.5	40,217.6	40,015.2	40,147.2	138598824	38,825.4	39,004.2	38,736.0	38,886.2	#####	155.61
2024-06-05	38,654.09	38,656.41	38,343.98	38,490.17	1193704000	39,858.6	40,156.2	39,732.3	40,155.2	173890233	38,774.8	38,844.3	38,548.8	38,807.3	#####	156.06
2024-06-04	38,702.54	38,895.06	38,591.79	38,837.46	1178686600	39,586.8	39,741.0	39,432.2	39,685.1	176202870	38,518.9	38,786.6	38,397.8	38,711.3	#####	154.83
2024-06-03	38,734.95	39,032.50	38,734.95	38,923.03	1158550100	39,728.6	39,765.8	39,257.4	39,625.5	112234085	38,710.0	38,735.6	38,247.2	38,571.0	#####	156.11
2024-05-31	38,173.22	38,526.93	38,087.61	38,487.90	2110106500	39,324.1	39,602.5	38,937.6	39,581.3	126771337	38,140.3	38,719.4	38,092.3	38,686.3	#####	157.27
2024-05-30	38,112.77	38,138.03	37,617.00	38,054.13	1173391500	39,448.3	39,451.6	39,165.8	39,266.1	147065836	38,368.4	38,493.6	38,001.0	38,111.5	#####	156.79
2024-05-29	38,880.50	39,141.99	38,524.24	38,556.87	1239158100	39,590.5	39,617.0	39,470.3	39,502.1	162811675	38,716.3	38,716.3	38,413.7	38,441.5	#####	157.60
2024-05-28	38,879.15	38,981.97	38,756.13	38,855.37	1012076300	39,869.3	39,869.3	39,606.7	39,795.3	121768716	39,029.0	39,029.0	38,706.1	38,852.9	#####	157.16
2024-05-24	38,506.03	38,740.82	38,367.70	38,646.11	963057200	39,610.9	39,837.4	39,587.9								

DATE	N225		DOW		S&P500		OIL		GOLD		香港ハンセン指数	
	Close	3/18=100%	Close	3/18=100%	Close	3/18=100%	Close	3/18=100%	Close	3/18=100%	Close	3/18=100%
2024/8/9	35025	88.13%	39498	101.82%	5344.16	103.78%	76.98	93.06%	2429.08	112.39%	17090.23	102.11%
2024/8/8	34831	87.65%	39446	101.69%	5319.31	103.30%	76.19	92.11%	2427.50	112.31%	16891.83	100.92%
2024/8/7	35090	88.30%	38763	99.93%	5199.5	100.97%	75.23	90.95%	2382.85	110.25%	16877.86	100.84%
2024/8/6	34675	87.25%	38998	100.53%	5240.03	101.76%	73.20	88.49%	2390.72	110.61%	16647.34	99.46%
2024/8/5	31458	79.16%	38703	99.78%	5186.33	100.72%	72.94	88.18%	2410.42	111.52%	16698.36	99.77%
2024/8/2	35910	90.36%	39737	102.44%	5346.56	103.83%	73.52	88.88%	2437.46	112.77%	16945.51	101.26%
2024/8/1	38126	95.94%	40348	104.02%	5446.68	105.77%	76.31	92.25%	2446.33	113.18%	17304.96	103.39%
2024/7/31	39102	98.39%	40843	105.29%	5522.3	107.24%	77.91	94.19%	2447.64	113.24%	17344.60	103.63%
2024/7/30	38526	96.94%	40743	105.03%	5436.44	105.57%	74.73	90.34%	2410.73	111.54%	17002.91	101.59%
2024/7/29	38469	96.80%	40540	104.51%	5463.54	106.10%	75.81	91.65%	2384.13	110.31%	17238.34	102.99%
2024/7/26	37667	94.78%	40589	104.64%	5459.1	106.01%	77.16	93.28%	2386.99	110.41%	17021.31	101.70%
2024/7/25	37870	95.29%	39935	102.95%	5399.22	104.85%	78.28	94.63%	2364.45	109.40%	17021.91	101.70%
2024/7/24	39155	98.53%	39854	102.74%	5427.13	105.39%	77.59	93.80%	2397.52	110.93%	17311.05	103.43%
2024/7/23	39994	99.63%	40358	104.04%	5555.74	107.89%	76.96	93.04%	2409.56	111.48%	17469.36	104.37%
2024/7/22	39999	99.64%	40415	104.19%	5564.41	108.06%	79.78	96.45%	2396.57	110.88%	17635.88	105.37%
2024/7/19	40064	100.81%	40288	103.86%	5505	106.91%	80.13	96.87%	2398.60	110.98%	17417.68	104.07%
2024/7/18	40126	100.97%	40665	104.83%	5544.59	107.67%	82.82	100.12%	2445.36	113.14%	17778.41	106.22%
2024/7/17	41098	103.42%	41198	106.21%	5588.27	108.52%	82.85	100.16%	2458.93	113.77%	17739.41	105.99%
2024/7/16	41275	103.86%	40954	105.58%	5667.2	110.06%	80.76	97.63%	2468.76	114.22%	17727.98	105.92%
2024/7/12	41191	103.65%	40001	103.12%	5615.35	109.05%	82.21	99.38%	2412.76	111.63%	18293.38	109.30%
2024/7/11	42224	106.25%	39754	102.48%	5584.54	108.45%	82.62	99.88%	2415.35	111.75%	17832.33	106.54%
2024/7/10	41832	105.26%	39721	102.40%	5633.91	109.41%	82.10	99.25%	2371.36	109.72%	17471.67	104.39%
2024/7/9	41580	104.63%	39292	101.29%	5576.98	108.30%	81.41	98.42%	2364.03	109.38%	17523.23	104.70%
2024/7/8	40781	102.62%	39345	101.43%	5572.85	108.22%	82.33	99.53%	2359.05	109.15%	17524.06	104.70%
2024/7/5	40912	102.95%	39376	101.51%	5567.19	108.11%	83.16	100.53%	2388.87	110.53%	17799.61	106.35%
2024/7/3	40581	102.11%	39308	101.33%	5537.02	107.53%	83.88	101.40%	2356.25	109.02%	17978.57	107.42%
2024/7/2	40075	100.84%	39332	101.40%	5509.01	106.98%	82.81	100.11%	2329.58	107.78%	17769.14	106.17%
2024/6/28	39583	99.60%	39119	100.85%	5460.48	106.04%	81.54	98.57%	2325.19	107.58%	17718.61	105.86%
2024/6/27	39342	99.00%	39128	100.96%	5482.87	106.48%	81.74	98.82%	2327.92	107.71%	17716.47	105.85%
2024/6/26	39667	99.82%	39128	100.87%	5477.5	106.38%	80.90	97.80%	2298.24	106.33%	18089.93	108.08%
2024/6/25	39173	98.57%	39112	100.83%	5469.3	106.21%	80.83	97.72%	2319.61	107.32%	18072.90	107.98%
2024/6/24	38805	97.65%	39411	101.60%	5447.87	105.80%	81.63	98.68%	2334.42	108.01%	18027.71	107.71%
2024/6/21	38596	97.12%	39150	100.93%	5464.62	106.12%	80.73	97.59%	2322.42	107.45%	18028.52	107.72%
2024/6/20	38633	97.21%	39135	100.89%	5473.17	106.29%	82.17	99.34%	2360.00	109.19%	18335.32	109.55%
2024/6/18	38482	96.83%	38835	100.11%	5487.03	106.56%	81.57	98.61%	2329.51	107.78%	17915.55	107.04%
2024/6/17	38102	95.88%	38778	99.97%	5473.23	106.29%	80.33	97.11%	2319.17	107.30%	17936.12	107.16%
2024/6/14	38815	97.67%	38589	99.48%	5431.6	105.48%	78.45	94.84%	2332.64	107.92%	17941.78	107.20%
2024/6/13	38720	97.43%	38647	99.63%	5433.74	105.52%	78.62	95.04%	2303.96	106.60%	18112.63	108.22%
2024/6/12	38877	97.83%	38712	99.80%	5421.03	105.27%	78.50	94.90%	2324.77	107.56%	17937.84	107.17%
2024/6/11	39135	98.48%	38747	99.89%	5375.32	104.39%	77.90	94.17%	2316.87	107.19%	18176.34	108.60%
2024/6/7	38684	97.34%	38799	100.02%	5346.99	103.84%	75.53	91.31%	2287.92	105.85%	18366.95	109.74%
2024/6/6	38704	97.39%	38886	100.25%	5352.96	103.95%	75.55	91.33%	2376.14	109.94%	18476.80	110.39%
2024/6/5	38490	96.85%	38807	100.04%	5354.03	103.97%	74.07	89.54%	2355.34	108.97%	18424.96	110.08%
2024/6/4	38837	97.73%	38711	99.80%	5291.34	102.76%	73.25	88.55%	2327.03	107.66%	18444.11	110.20%
2024/6/3	38923	97.94%	38571	99.43%	5283.4	102.60%	74.22	89.72%	2350.74	108.76%	18403.04	109.95%
2024/5/31	38488	96.85%	38686	99.73%	5277.51	102.49%	76.99	93.07%	2327.83	107.70%	18079.61	108.02%
2024/5/30	38054	95.76%	38111	98.25%	5235.48	101.67%	77.91	94.19%	2343.25	108.41%	18230.19	108.92%
2024/5/29	38557	97.02%	38442	99.10%	5266.95	102.28%	79.23	95.78%	2337.81	108.16%	18477.01	110.40%
2024/5/28	38855	97.77%	38853	100.16%	5306.04	103.04%	79.83	96.51%	2361.22	109.25%	18821.16	112.45%
2024/5/24	38646	97.25%	39070	100.72%	5304.72	103.02%	77.72	93.96%	2333.83	107.98%	18608.94	111.18%
2024/5/23	39103	98.40%	39065	100.71%	5267.84	102.30%	76.87	92.93%	2328.69	107.75%	18688.71	112.74%
2024/5/22	38617	97.17%	39671	102.27%	5307.01	103.06%	77.57	93.77%	2378.74	110.06%	19195.60	114.69%
2024/5/21	38947	98.00%	39873	102.79%	5321.41	103.24%	79.26	95.82%	2420.94	112.01%	19220.62	114.84%
2024/5/20	39070	98.31%	39807	102.62%	5308.13	103.08%	79.80	96.47%	2426.36	112.26%	19326.22	117.32%
2024/5/17	38787	97.60%	40004	103.13%	5303.27	102.99%	80.06	96.78%	2416.50	111.80%	19553.61	116.83%
2024/5/16	38920	97.94%	39869	102.78%	5297.1	102.87%	79.23	95.78%	2376.74	109.96%	19376.53	115.77%
2024/5/14	38356	96.52%	39558	101.98%	5246.68	101.89%	78.02	94.32%	2357.99	109.10%	19073.71	113.96%
2024/5/13	38179	96.07%	39432	101.65%	5221.42	101.40%	79.12	95.65%	2336.47	108.10%	19115.06	114.21%
2024/5/10	38229	96.20%	39513	101.86%	5222.68	101.42%	78.26	94.61%	2363.44	109.35%	18963.68	113.30%
2024/5/9	38074	95.81%	39388	101.54%	5214.08	101.26%	79.26	95.82%	2346.30	108.56%	18537.81	110.76%
2024/5/8	38202	96.13%	39056	100.69%	5187.67	100.74%	78.99	95.49%	2308.39	106.80%	18313.86	109.42%
2024/5/7	38835	97.72%	38884	100.24%	5187.7	100.74%	78.38	94.75%	2313.99	107.06%	18479.37	110.41%
2024/5/2	38236	96.21%	38226	98.54%	5064.2	98.35%	78.95	95.44%	2303.67	106.58%	18207.13	108.78%
2024/4/30	38406	96.64%	38716	97.49%	5035.69	97.79%	81.93	99.04%	2285.94	105.76%	17763.03	106.13%
2024/4/26	37935	95.46%	38240	98.58%	5099.96	99.04%	83.85	101.37%	2340.09	108.27%	17651.15	105.46%
2024/4/25	37628	94.69%	38086	98.18%	5048.42	98.04%	83.57	101.03%	2332.22	107.90%	17284.54	103.27%
2024/4/24	38460	96.78%	38461	99.15%	5071.63	98.49%	82.81	100.11%	2316.11	107.16%	17201.27	102.77%
2024/4/23	37552	94.49%	38504	99.26%	5070.55	98.47%	83.36	100.77%	2322.02	107.43%	16828.93	100.55%
2024/4/22	37439	94.21%	38240	98.58%	5010.6	97.30%	82.85	100.16%	2327.08	107.67%	16511.69	98.65%
2024/4/19	37068	93.28%	37986	97.93%	4967.23	96.46%	83.14	100.51%	2387.69	110.47%	16224.14	96.94%
2024/4/18	38080	95.82%	37775	97.38%	5011.12	97.31%	82.73	100.01%	2379.31	110.08%	16385.87	97.90%
2024/4/17	37962	95.52%	37753	97.33%	5022.21	97.53%	82.69	99.96%	2360.38	109.21%	16251.84	97.10%
2024/4/16	38471	96.81%	37999	97.44%	5051.41	98.10%	85.36	103.19%	2382.58	110.23%	16248.97	97.08%
2024/4/15	39233	98.72%	37735	97.28%	5061.82	98.30%	85.41	103.25%	2383.23	110.26%	16600.46	99.18%
2024/4/12	39524	99.45%	37983	97.92%	5123.41	99.49%	85.66	103.55%	2343.14	108.41%	16721.69	99.91%
2024/4/11	39443	99.25%	38459	99.15%	5199.06	100.96%	85.02	102.78%	2372.55	109.77%	17995.03	102.14%
2024/4/10	39582	99.60%	38462	99.15%	5160.64	100.22%	86.21	104.22%	2324.19	108.00%	17193.17	102.40%
2024/4/9	39773	100.08%	38884	100.24%	5209.91	101.17%	85.23	103.03%	2352.95	108.66%	16828.07	100.54%
2024/4/8	39347	99.01%	38893	100.26%	5202.30	101.03%	86.43	104.49%	2329.23	108.23%	16732.85	99.97%
2024/4/5	38972	98.12%	38904	100.29%	5204.34	101.07%	86.91	105.07%	2323.59	107.50%	16732.92	99.92%
2024/4/3	39452	99.27%	39127	100.87%	5211.49	101.21%	85.43	103.28%	2300.44	106.43%	16725.10	99.93%
2024/4/2	39839											

過去5日及び過去4週の4本値と各種ピボット

2024/08/05 ~ 2024/08/09

USD/JPY		Demark										Pivot					Fibonacci Zone													
当日のOHLCLから計算される翌日の		TD Range Projection		TD pivot points		StopLoss		Support		Pivot		Resistance		StopLoss		3-days AVG	Support Zone 2		Support Zone 1		BP		Resistance Zone 1		Resistance Zone 2					
日足	Open	High	Low	Close	値幅/日	引け形態	真の高値	真の安値	予想高値	予想安値	予想高値	予想安値	予想高値	予想安値	LBOP	S2	S1	PP	R1	R2	HBOP									
2024/08/05	146.47	146.56	141.70	144.09	486p	陰線引け	-	-	-	-	136.81	139.26	141.67	144.12	146.53	148.98	151.39					137.40 ~ 139.26	141.11 ~ 141.69	144.12	146.55 ~ 147.12	148.98 ~ 150.83				
2024/08/06	144.08	146.37	143.62	144.56	274p	陰線引け	146.37	143.62	146.83	144.09	146.83	144.09	140.59	142.11	143.33	144.85	146.08	147.59	148.82				141.06 ~ 142.11	143.16 ~ 143.48	144.85	146.22 ~ 146.54	147.59 ~ 148.64			
2024/08/07	144.56	147.89	144.32	146.73	358p	陰線引け	147.89	144.32	149.10	145.52	149.10	145.52	141.16	142.74	144.73	146.31	148.31	149.89	151.88	145.09	Bull	141.37 ~ 142.74	144.10 ~ 144.53	146.81	148.10 ~ 148.52	149.89 ~ 151.25				
2024/08/08	146.73	147.52	145.43	147.22	208p	陰線引け	147.52	145.43	148.41	146.33	148.41	146.33	143.84	144.64	145.93	146.72	148.01	148.81	150.09	145.96	Bull	143.84 ~ 144.64	145.44 ~ 145.68	146.72	147.76 ~ 148.01	148.81 ~ 149.60				
2024/08/09	147.23	147.80	146.28	146.65	153p	陰線引け	147.80	146.28	147.22	145.70	147.22	145.70	144.49	145.38	146.01	146.91	147.54	148.43	149.06	146.65	Bull	144.80 ~ 145.38	145.96 ~ 146.14	146.91	147.67 ~ 147.85	148.43 ~ 149.01				
2024/07/15 ~ 2024/07/19	158.16	158.86	155.38	157.51	348p	陰線引け	-	-	-	-	152.16	153.77	155.64	157.25	159.12	160.73	162.60					152.44 ~ 153.77	155.10 ~ 155.51	157.25	158.99 ~ 159.40	160.73 ~ 162.06				
2024/07/22 ~ 2024/07/26	157.41	157.61	151.95	153.76	567p	陰線引け	157.61	153.76	155.69	151.83	155.69	150.02	145.60	148.77	151.27	154.44	156.93	160.11	162.60				146.61 ~ 148.77	150.94 ~ 151.61	154.44	157.27 ~ 157.94	160.11 ~ 162.27			
2024/07/29 ~ 2024/08/02	153.71	155.22	146.43	146.59	879p	陰線引け	155.22	146.43	150.90	142.11	150.90	142.11	134.81	140.62	143.60	149.41	152.39	158.20	161.18	153.70	Bear	137.26 ~ 140.62	143.98 ~ 145.02	149.41	153.81 ~ 154.84	158.20 ~ 161.56				
2024/08/05 ~ 2024/08/09	146.47	147.89	141.70	146.65	619p	陰線引け	147.89	141.70	150.37	144.17	150.37	144.17	136.74	139.22	142.93	145.41	149.13	151.61	155.32	149.75	Bear	136.85 ~ 139.22	141.59 ~ 142.32	145.41	148.51 ~ 149.24	151.61 ~ 153.97				

EUR/JPY		Demark										Pivot					Fibonacci Zone													
当日のOHLCLから計算される翌日の		TD Range Projection		TD pivot points		StopLoss		Support		Pivot		Resistance		StopLoss		3-days AVG	Support Zone 2		Support Zone 1		BP		Resistance Zone 1		Resistance Zone 2					
日足	Open	High	Low	Close	値幅/日	引け形態	真の高値	真の安値	予想高値	予想安値	予想高値	予想安値	予想高値	予想安値	LBOP	S2	S1	PP	R1	R2	HBOP									
2024/08/05	159.96	159.96	154.43	157.83	554p	陰線引け	-	-	-	-	149.31	151.87	154.85	157.41	160.39	162.94	165.92					149.75 ~ 151.87	153.98 ~ 154.64	157.41	160.17 ~ 160.83	162.94 ~ 165.06				
2024/08/06	157.82	160.23	157.31	157.99	293p	陰線引け	160.23	157.31	160.57	157.65	160.57	157.65	153.86	155.58	156.79	158.51	161.44	162.64					154.47 ~ 155.58	156.70 ~ 157.05	158.51	159.97 ~ 160.32	161.44 ~ 162.55			
2024/08/07	157.99	161.45	157.74	160.29	370p	陰線引け	161.45	157.74	162.72	159.01	162.72	159.01	154.50	156.12	158.20	159.82	161.91	163.53	165.61	158.58	Bull	154.70 ~ 156.12	157.53 ~ 157.97	159.82	161.68 ~ 162.11	163.53 ~ 164.94				
2024/08/08	160.29	160.88	158.96	160.72	192p	陰線引け	160.88	158.96	161.76	159.84	161.76	159.84	157.58	158.27	159.49	160.18	161.41	162.10	163.33	159.51	Bull	157.54 ~ 158.27	159.00 ~ 159.23	160.18	161.14 ~ 161.37	162.10 ~ 162.83				
2024/08/09	160.73	161.36	159.82	160.12	154p	陰線引け	161.36	159.82	160.74	159.20	160.74	159.20	157.97	158.90	159.51	160.44	161.05	161.97	162.59	160.15	Bull	158.31 ~ 158.90	159.48 ~ 159.67	160.44	161.20 ~ 161.39	161.97 ~ 162.56				
2024/07/15 ~ 2024/07/19	172.25	172.93	169.99	171.36	293p	陰線引け	-	-	-	-	167.00	168.49	169.93	171.43	172.86	174.36	175.79					167.37 ~ 168.49	169.61 ~ 169.96	171.43	172.89 ~ 173.24	174.36 ~ 175.48				
2024/07/22 ~ 2024/07/26	171.39	171.66	164.84	166.95	683p	陰線引け	171.66	166.95	169.31	164.59	169.31	162.48	157.14	160.99	163.97	167.82	170.80	174.64	177.63				158.38 ~ 160.99	163.60 ~ 164.40	167.82	171.23 ~ 172.04	174.64 ~ 177.25			
2024/07/29 ~ 2024/08/02	166.85	167.95	159.72	159.97	823p	陰線引け	167.95	159.72	163.96	155.73	163.96	155.73	148.91	154.32	157.14	162.55	165.37	170.78	173.60	167.26	Bear	151.17 ~ 154.32	157.46 ~ 158.43	162.55	166.66 ~ 167.63	170.78 ~ 173.92				
2024/08/05 ~ 2024/08/09	159.96	161.45	154.43	160.12	702p	陰線引け	161.45	154.43	164.29	157.27	164.29	157.27	148.86	151.64	155.88	158.66	162.90	165.69	169.92	163.01	Bear	148.96 ~ 151.64	154.33 ~ 155.15	158.66	162.17 ~ 163.00	165.69 ~ 168.37				

EUR/USD		Demark										Pivot					Fibonacci Zone													
当日のOHLCLから計算される翌日の		TD Range Projection		TD pivot points		StopLoss		Support		Pivot		Resistance		StopLoss		3-days AVG	Support Zone 2		Support Zone 1		BP		Resistance Zone 1		Resistance Zone 2					
日足	Open	High	Low	Close	値幅/日	引け形態	真の高値	真の安値	予想高値	予想安値	予想高値	予想安値	予想高値	予想安値	LBOP	S2	S1	PP	R1	R2	HBOP									
2024/08/05	1.0921	1.1008	1.0893	1.0954	115p	陰線引け	-	-	-	-	1.0780	1.0836	1.0895	1.0951	1.1010	1.1067	1.1125					1.0792 ~ 1.0836	1.0880 ~ 1.0894	1.0951	1.1009 ~ 1.1023	1.1067 ~ 1.1111				
2024/08/06	1.0954	1.0963	1.0904	1.0929	59p	陰線引け	1.0963	1.0904	1.0946	1.0887	1.0946	1.0887	1.0842	1.0873	1.0901	1.0932	1.0960	1.0991	1.1019				1.0850 ~ 1.0873	1.0896 ~ 1.0903	1.0932	1.0962 ~ 1.0969	1.0991 ~ 1.1014			
2024/08/07	1.0929	1.0937	1.0906	1.0924	31p	陰線引け	1.0937	1.0906	1.0930	1.0899	1.0930	1.0899	1.0877	1.0891	1.0908	1.0922	1.0939	1.0953	1.0970	1.0935	Bear	1.0879 ~ 1.0891	1.0903 ~ 1.0907	1.0922	1.0938 ~ 1.0941	1.0953 ~ 1.0965				
2024/08/08	1.0925	1.0945	1.0882	1.0917	63p	陰線引け	1.0945	1.0882	1.0931	1.0868	1.0931	1.0868	1.0821	1.0851	1.0884	1.0915	1.0948	1.0978	1.1011	1.0923	Bear	1.0827 ~ 1.0851	1.0876 ~ 1.0883	1.0915	1.0947 ~ 1.0954	1.0978 ~ 1.1002				
2024/08/09	1.0918	1.0931	1.0909	1.0919	22p	陰線引け	1.0931	1.0909	1.0936	1.0914	1.0936	1.0914	1.0887	1.0898	1.0908	1.0920	1.0930	1.0942	1.0952	1.0919	Bull	1.0890 ~ 1.0898	1.0906 ~ 1.0909	1.0920	1.0931 ~ 1.0933	1.0942 ~ 1.0950				
2024/07/15 ~ 2024/07/19	1.0890	1.0948	1.0872	1.0880	76p	陰線引け	-	-	-	-	1.0775	1.0824	1.0852	1.0900	1.0928	1.0976	1.1004					1.0795 ~ 1.0824	1.0853 ~ 1.0862	1.0900	1.0938 ~ 1.0947	1.0976 ~ 1.1005				
2024/07/22 ~ 2024/07/26	1.0886	1.0903	1.0826	1.0858	77p	陰線引け	1.0903	1.0858	1.0880	1.0835	1.0880	1.0804	1.0745	1.0786	1.0822	1.0862	1.0899	1.0939	1.0975				1.0756 ~ 1.0786	1.0815 ~ 1.0824	1.0862	1.0901 ~ 1.0910	1.0939 ~ 1.0968			
2024/07/29 ~ 2024/08/02	1.0857	1.0927	1.0778	1.0913	149p	陰線引け	1.0927	1.0778	1.0994	1.0846	1.0994	1.0846	1.0670	1.0724	1.0819	1.0873	1.0967	1.1021	1.1116	1.0878	Bear	1.0667 ~ 1.0724	1.0781 ~ 1.0798	1.0873	1.0947 ~ 1.0965	1.1021 ~ 1.1078				
2024/08/05 ~ 2024/08/09	1.0921	1.1008	1.0882	1.0919	126p	陰線引け	1.1008	1.0882	1.0963	1.0837	1.0963	1.0837	1.0738	1.0810	1.0865	1.0936	1.0991	1.1062	1.1117	1.0890	Bull	1.0762 ~ 1.0810	1.0858 ~ 1.0873	1.0936	1.0999 ~ 1.1014	1.1062 ~ 1.1111				

GBP/JPY		Demark										Pivot					Fibonacci Zone													
当日のOHLCLから計算される翌日の		TD Range Projection		TD pivot points		StopLoss		Support		Pivot		Resistance		StopLoss		3-days AVG	Support Zone 2		Support Zone 1		BP		Resistance Zone 1		Resistance Zone 2					
日足	Open	High	Low	Close	値幅/日	引け形態	真の高値	真の安値	予想高値	予想安値	予想高値	予想安値	予想高値	予想安値	LBOP	S2	S1	PP	R1	R2	HBOP									
2024/08/05	187.61	187.61	180.12	184.10	748p	陰線引け	-	-	-	-	172.79	176.46	180.28	183.94	187.76	191.43	195.25					173.60 ~ 176.46	179.31 ~ 180.20	183.94	187.68 ~ 188.57	191.43 ~ 194.28				
2024/08/06	184.06	187.09	182.83	183.45	426p	陰線引け	187.09	182.83	185.27	181.01	185.27	181.01	177.56	180.19	181.82	184.46	186.09	188.72	190.35				178.56 ~ 180.19	181.82 ~ 182.33	184.46	186.59 ~ 187.09	188.72 ~ 190.35			
2024/08/07	183.47	188.07	183.20	186.27	487p	陰線引け	188.07	183.20	189.60	184.73	18																			

IMM扱い8通貨/ダウ/日経/金/オイル/主要クロス円の過去5日及び過去5週の4本値

AUDUSD					CADUSD					CHFUSD				
Date	Open	High	Low	Close	Date	Open	High	Low	Close	Date	Open	High	Low	Close
2024/08/09	0.6592	0.6605	0.6567	0.6576	2024/08/09	0.7281	0.7290	0.7273	0.7283	2024/08/09	1.1542	1.1584	1.1531	1.1567
2024/08/08	0.6520	0.6595	0.6508	0.6592	2024/08/08	0.7268	0.7285	0.7265	0.7282	2024/08/08	1.1602	1.1682	1.1529	1.1543
2024/08/07	0.6519	0.6575	0.6510	0.6519	2024/08/07	0.7255	0.7288	0.7251	0.7267	2024/08/07	1.1736	1.1744	1.1545	1.1600
2024/08/06	0.6496	0.6542	0.6473	0.6519	2024/08/06	0.7235	0.7269	0.7217	0.7255	2024/08/06	1.1728	1.1763	1.1666	1.1737
2024/08/05	0.6516	0.6516	0.6352	0.6496	2024/08/05	0.7211	0.7241	0.7171	0.7235	2024/08/05	1.1653	1.1858	1.1635	1.1728

CNYUSD					EURUSD					GBPUSD				
Date	Open	High	Low	Close	Date	Open	High	Low	Close	Date	Open	High	Low	Close
2024/08/09	0.1391	0.1396	0.1391	0.1394	2024/08/09	1.0918	1.0931	1.0909	1.0919	2024/08/09	1.2747	1.2773	1.2726	1.2760
2024/08/08	0.1396	0.1398	0.1392	0.1394	2024/08/08	1.0925	1.0945	1.0882	1.0917	2024/08/08	1.2694	1.2752	1.2665	1.2747
2024/08/07	0.1397	0.1397	0.1390	0.1391	2024/08/07	1.0929	1.0937	1.0906	1.0924	2024/08/07	1.2691	1.2736	1.2681	1.2695
2024/08/06	0.1399	0.1402	0.1398	0.1399	2024/08/06	1.0954	1.0963	1.0904	1.0929	2024/08/06	1.2775	1.2803	1.2673	1.2690
2024/08/05	0.1400	0.1409	0.1398	0.1406	2024/08/05	1.0921	1.1008	1.0893	1.0954	2024/08/05	1.2808	1.2816	1.2711	1.2777

JPYUSD					MXNUSD					NZDUSD				
Date	Open	High	Low	Close	Date	Open	High	Low	Close	Date	Open	High	Low	Close
2024/08/09	0.0068	0.0068	0.0068	0.0068	2024/08/09	0.0530	0.0533	0.0528	0.0531	2024/08/09	0.6013	0.6035	0.5995	0.6001
2024/08/08	0.0068	0.0069	0.0068	0.0068	2024/08/08	0.0519	0.0530	0.0516	0.0530	2024/08/08	0.5993	0.6014	0.5978	0.6013
2024/08/07	0.0069	0.0069	0.0068	0.0068	2024/08/07	0.0511	0.0523	0.0510	0.0518	2024/08/07	0.5953	0.6025	0.5953	0.5993
2024/08/06	0.0069	0.0070	0.0068	0.0069	2024/08/06	0.0517	0.0522	0.0510	0.0510	2024/08/06	0.5939	0.5980	0.5913	0.5953
2024/08/05	0.0068	0.0071	0.0068	0.0069	2024/08/05	0.0522	0.0522	0.0495	0.0517	2024/08/05	0.5958	0.5971	0.5852	0.5938

Nikkei 225 -Japan (NIK)					(ドル建て終値)		出来高	
Date	Open	High	Low	Close				
2024/08/09	35272.34	35671.31	34445.57	35025.00	238.84	0	2706359300	
2024/08/08	34645.79	35379.65	34207.16	34831.15	236.60		1653267900	2595662000
2024/08/07	34122.35	35849.77	33739.46	35089.62	239.15		2427982200	3482000900
2024/08/06	32077.33	34911.80	32077.33	34675.46	239.87		2512352700	3652526800
2024/08/05	35249.36	35301.18	31156.12	31458.42	218.33		2855705500	4326680200
週4本値	35249.36	35849.77	31156.12	35025.00	238.84		(N225銘柄計) (東証一部全体計)	

XAUUSD					
Date	Open	High	Low	Close	出来高
2024/08/09	2427.27	2437.04	2416.97	2429.08	
2024/08/08	2381.62	2427.58	2381.10	2427.50	
2024/08/07	2391.82	2407.01	2379.24	2382.85	
2024/08/06	2410.40	2418.22	2381.87	2390.72	
2024/08/05	2444.65	2458.28	2364.44	2410.42	
週4本値	2444.65	2458.28	2364.44	2429.08	

Dow Jones Industrial - USA (DJI)					
Date	Open	High	Low	Close	出来高
2024/08/09	39408.06	39628.66	39230.43	39497.54	316320000
2024/08/08	38940.38	39508.40	38922.79	39446.49	376440000
2024/08/07	39230.09	39477.96	38731.51	38763.45	428250000
2024/08/06	38736.22	39449.53	38638.30	38997.66	462650000
2024/08/05	39056.19	39056.19	38499.27	38703.27	661280000
週4本値	39056.19	39628.66	38499.27	39497.54	

Historical Data by

 Arrangement by
<https://fx.najirane.com>

Crude Light Oil						
Date	Open	High	Low	Close	出来高	
2024/08/09	76.02	77.09	75.85	76.98	237696	
2024/08/08	75.47	76.52	74.60	76.19	327301	
2024/08/07	72.84	75.84	72.58	75.23	427995	
2024/08/06	73.86	74.56	72.20	73.20	352250	
2024/08/05	74.21	74.46	71.67	72.94	500151	
週4本値	74.21	77.09	71.67	76.98		

USDJPY					EURJPY					GBPJPY				
日付	始値	高値	安値	終値	日付	始値	高値	安値	終値	日付	始値	高値	安値	終値
2024/08/09	147.23	147.80	146.28	146.65	2024/08/09	160.73	161.36	159.82	160.12	2024/08/09	187.67	188.40	186.48	187.12
2024/08/08	146.73	147.52	145.43	147.22	2024/08/08	160.29	160.88	158.96	160.72	2024/08/08	186.27	187.87	184.49	187.66
2024/08/07	144.56	147.89	144.32	146.73	2024/08/07	157.99	161.45	157.74	160.29	2024/08/07	183.47	188.07	183.20	186.27
2024/08/06	144.08	146.37	143.62	144.56	2024/08/06	157.82	160.23	157.31	157.99	2024/08/06	184.06	187.09	182.83	183.45
2024/08/05	146.47	146.56	141.70	144.09	2024/08/05	159.96	159.96	154.43	157.83	2024/08/05	187.61	187.61	180.12	184.10

USDJPY Weekly					EURJPY Weekly					GBPJPY Weekly				
日付	始値	高値	安値	終値	日付	始値	高値	安値	終値	日付	始値	高値	安値	終値
2024/08/09	146.47	147.89	141.70	146.65	2024/08/09	159.96	161.45	154.43	160.12	2024/08/09	187.61	188.40	180.12	187.12
2024/08/02	153.71	155.22	146.43	146.59	2024/08/02	166.85	175.56	159.72	159.97	2024/08/02	197.74	208.20	187.40	187.77
2024/07/26	157.41	157.61	151.95	154.02	2024/07/26	171.39	171.66	164.84	166.95	2024/07/26	202.96	204.22	195.87	197.94
2024/07/19	158.16	158.86	155.38	156.95	2024/07/19	172.25	172.93	169.99	171.36	2024/07/19	204.96	205.79	201.90	203.36
2024/07/12	160.69	161.81	140.25	158.09	2024/07/12	173.97	175.56	171.47	172.14	2024/07/12	205.98	208.20	203.87	204.95

先週のIMM取り扱い対ドル8通貨チャート

※ 赤点線は週最高値/青点線は週最低値、BB中心線はSMA21

2024/08/05 ~ 2024/08/09

Chart by OANDA Japan MetaTrader4

