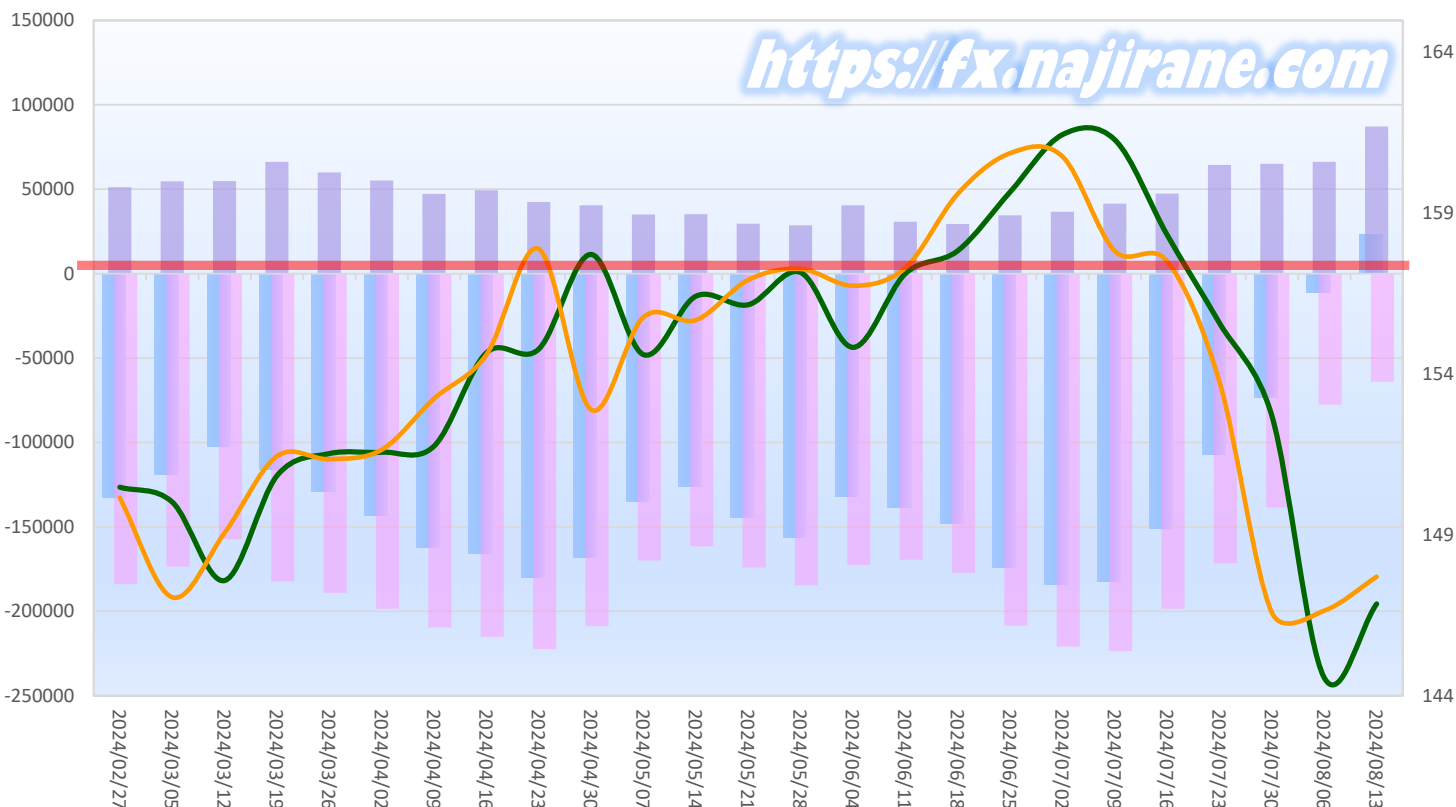


JAPANESE YEN - CHICAGO MERCANTILE EXCHANGE												Code-097741		
2024/02/20 ~ 2024/08/13												2024/08/30 NYクローズ時公表値		
Report_Date	Non Commercial Positions											参考引け値		
	Long	増減	増減(%)	Short	増減	増減(%)	売り越し	増減	増減(%)	売買計	増減	増減(%)	8/13(火)	8/16(金)
2024/08/13	87101	20932	31.6%	63997	-13526	-17.4%	-23104	-34458	-303.5%	151098	7406	5.2%	146.86	147.70
2024/08/06	66169	1153	1.8%	77523	-60953	-44.0%	11354	-62106	-84.5%	143692	-59800	-29.4%	144.56	146.65
2024/07/30	65016	626	1.0%	138476	-33022	-19.3%	73460	-33648	-31.4%	203492	-32396	-13.7%	152.70	146.59
2024/07/23	64390	17034	36.0%	171498	-26930	-13.6%	107108	-43964	-29.1%	235888	-9896	-4.0%	155.59	153.76
2024/07/16	47356	5835	14.1%	198428	-25126	-11.2%	151072	-30961	-17.0%	245784	-19291	-7.3%	158.33	157.51
2024/07/09	41521	4807	13.1%	223554	2617	1.2%	182033	-2190	-1.2%	265075	7424	2.9%	161.29	157.83
2024/07/02	36714	2138	6.2%	220937	12461	6.0%	184223	10323	5.9%	257651	14599	6.0%	161.45	160.77
2024/06/25	34576	5147	17.5%	208476	31294	17.7%	173900	26147	17.7%	243052	36441	17.6%	159.66	160.87
2024/06/18	29429	-1334	-4.3%	177182	7840	4.6%	147753	9174	6.6%	206611	6506	3.3%	157.84	159.61
2024/06/11	30763	-9664	-23.9%	169342	-3186	-1.8%	138579	6478	4.9%	200105	-12850	-6.0%	157.13	157.31
2024/06/04	40427	11862	41.5%	172528	-12076	-6.5%	132101	-23938	-15.3%	212955	-214	-0.1%	154.83	156.75
2024/05/28	28565	-1049	-3.5%	184604	10623	6.1%	156039	11672	8.1%	213169	9574	4.7%	157.16	157.27
2024/05/21	29614	-5689	-16.1%	173981	12496	7.7%	144367	18185	14.4%	203595	6807	3.5%	156.16	156.93
2024/05/14	35303	313	0.9%	161485	-8427	-5.0%	126182	-8740	-6.5%	196788	-8114	-4.0%	156.42	155.68
2024/05/07	34990	-5445	-13.5%	169912	-38911	-18.6%	134922	-33466	-19.9%	204902	-44356	-17.8%	154.61	155.78
2024/04/30	40435	-1991	-4.7%	208823	-13522	-6.1%	168388	-11531	-6.4%	249258	-15513	-5.9%	157.72	152.90
2024/04/23	42426	-7037	-14.2%	222345	7263	3.4%	179919	14300	8.6%	264771	226	0.1%	154.78	157.89
2024/04/16	49463	2188	4.6%	215082	5656	2.7%	165619	3468	2.1%	264545	7844	3.1%	154.67	154.61
2024/04/09	47275	-7915	-14.3%	209426	11006	5.5%	162151	18921	13.2%	256701	3091	1.2%	151.76	153.24
2024/04/02	55190	-4779	-8.0%	198420	9345	4.9%	143230	14124	10.9%	253610	4566	1.8%	151.57	151.65
2024/03/26	59969	-6305	-9.5%	189075	6789	3.7%	129106	13094	11.3%	249044	484	0.2%	151.53	151.36
2024/03/19	66274	11351	20.7%	182286	25041	15.9%	116012	13690	13.4%	248560	36392	17.2%	150.84	151.45
2024/03/12	54923	252	0.5%	157245	-16269	-9.4%	102322	-16521	-13.9%	212168	-16017	-7.0%	147.58	149.07
2024/03/05	54671	3410	6.7%	173514	-10452	-5.7%	118843	-13862	-10.4%	228185	-7042	-3.0%	150.02	147.06
2024/02/27	51261	-2601	-4.8%	183966	9326	5.3%	132705	11927	9.9%	235227	6725	2.9%	150.49	150.15
2024/02/20	53862			174640			120778			228502			149.96	150.50

JAPANESE YEN - CHICAGO MERCANTILE EXCHANGE FUTURES ONLY POSITIONS

売越し Long Short 火曜終値 金曜終値

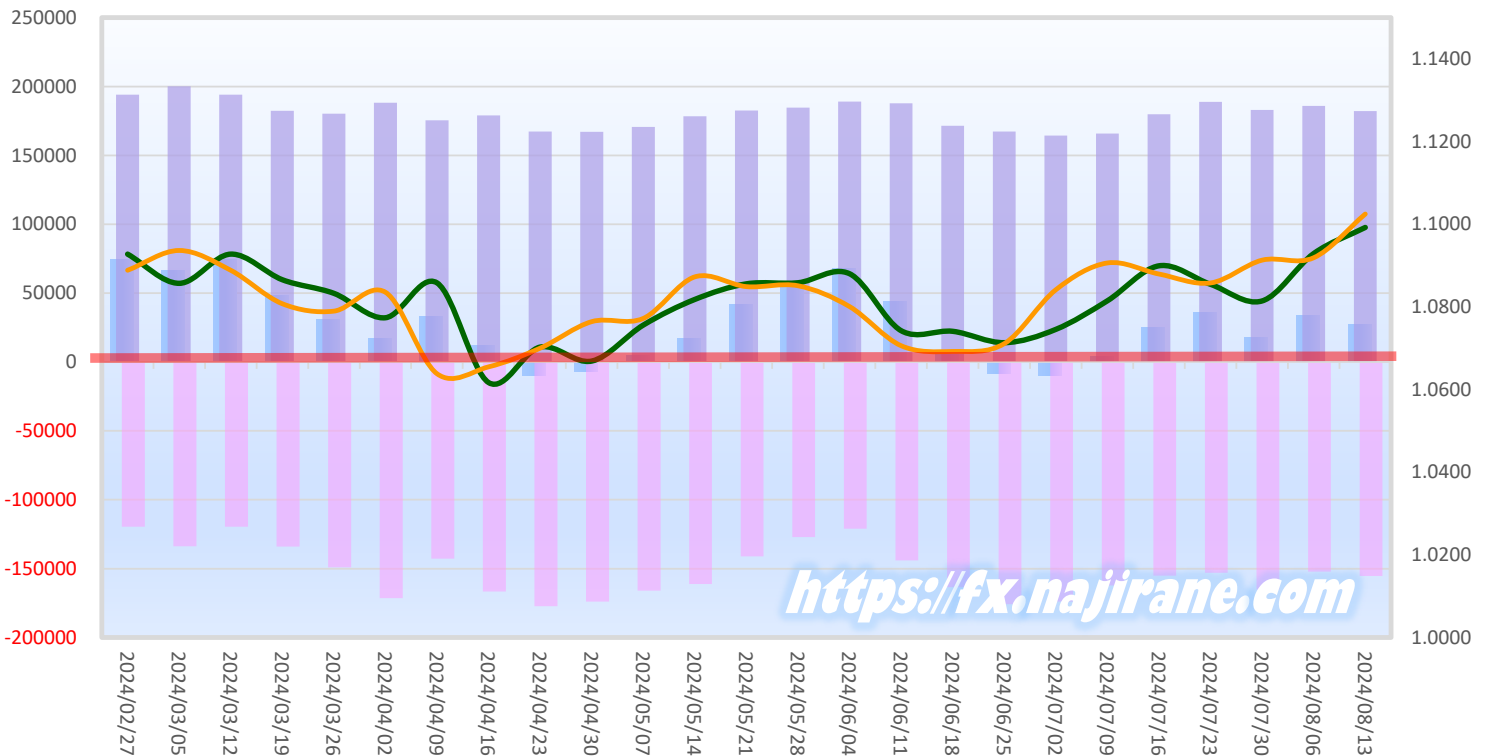


EURO FX - CHICAGO MERCANTILE EXCHANGE Code-099741
 2024/02/20 ~ 2024/08/13 2024/08/30 NYクローズ時公表値

Report_Date	Non Commercial Positions										参考引け値			
	Long	増減		Short	増減		売り越し	増減		売買計	増減	8/13(火)	8/16(金)	
2024/08/13	182212	-3587	-1.9%	155229	3010	2.0%	-26983	-6597	-19.6%	337441	-577	-0.2%	1.0992	1.1025
2024/08/06	185799	2793	1.5%	152219	-12988	-7.9%	-33580	15781	88.7%	338018	-10195	-2.9%	1.0929	1.0919
2024/07/30	183006	-5923	-3.1%	165207	12184	8.0%	-17799	-18107	-50.4%	348213	6261	1.8%	1.0814	1.0913
2024/07/23	188929	8992	5.0%	153023	-2165	-1.4%	-35906	11157	45.1%	341952	6827	2.0%	1.0855	1.0858
2024/07/16	179937	14108	8.5%	155188	-7018	-4.3%	-24749	21126	583.1%	335125	7090	2.2%	1.0899	1.0880
2024/07/09	165829	1460	0.9%	162206	-11682	-6.7%	-3623	-13142	-138.1%	328035	-10222	-3.0%	1.0815	1.0906
2024/07/02	164369	-3001	-1.8%	173888	-1913	-1.1%	9519	1088	12.9%	338257	-4914	-1.4%	1.0746	1.0842
2024/06/25	167370	-4094	-2.4%	175801	12288	7.5%	8431	-16382	-206.0%	343171	8194	2.4%	1.0713	1.0711
2024/06/18	171464	-16233	-8.6%	163513	19460	13.5%	-7951	-35693	-81.8%	334977	3227	1.0%	1.0741	1.0692
2024/06/11	187697	-1260	-0.7%	144053	22966	19.0%	-43644	-24226	-35.7%	331750	21706	7.0%	1.0742	1.0706
2024/06/04	188957	4301	2.3%	121087	-5997	-4.7%	-67870	10298	17.9%	310044	-1696	-0.5%	1.0880	1.0801
2024/05/28	184656	2082	1.1%	127084	-14015	-9.9%	-57572	16097	38.8%	311740	-11933	-3.7%	1.0858	1.0851
2024/05/21	182574	4176	2.3%	141099	-20144	-12.5%	-41475	24320	141.8%	323673	-15968	-4.7%	1.0856	1.0849
2024/05/14	178398	7804	4.6%	161243	-4761	-2.9%	-17155	12565	273.7%	339641	3043	0.9%	1.0818	1.0873
2024/05/07	170594	3409	2.0%	166004	-7958	-4.6%	-4590	-11367	-167.7%	336598	-4549	-1.3%	1.0756	1.0772
2024/04/30	167185	-111	-0.1%	173962	-3323	-1.9%	6777	-3212	-32.2%	341147	-3434	-1.0%	1.0669	1.0764
2024/04/23	167296	-11616	-6.5%	177285	10597	6.4%	9989	-22213	-181.7%	344581	-1019	-0.3%	1.0703	1.0700
2024/04/16	178912	3493	2.0%	166688	23992	16.8%	-12224	-20499	-62.6%	345600	27485	8.6%	1.0617	1.0655
2024/04/09	175419	-12839	-6.8%	142696	-28768	-16.8%	-32723	15929	94.8%	318115	-41607	####	1.0858	1.0638
2024/04/02	188258	8065	4.5%	171464	22465	15.1%	-16794	-14400	-46.2%	359722	30530	9.3%	1.0774	1.0835
2024/03/26	180193	-2189	-1.2%	148999	14959	11.2%	-31194	-17148	-35.5%	329192	12770	4.0%	1.0833	1.0790
2024/03/19	182382	-11616	-6.0%	134040	14449	12.1%	-48342	-26065	-35.0%	316422	2833	0.9%	1.0866	1.0808
2024/03/12	193998	-6027	-3.0%	119591	-14123	-10.6%	-74407	8096	12.2%	313589	-20150	-6.0%	1.0928	1.0889
2024/03/05	200025	-5209	-2.5%	133714	-8666	-6.1%	-66311	3457	5.5%	333739	-13875	-4.0%	1.0857	1.0937
2024/02/27	205234	-7960	-3.7%	142380	-2798	-1.9%	-62854	-5162	-7.6%	347614	-10758	-3.0%	1.0845	1.0838
2024/02/20	213194			145178			-68016			358372			1.0810	1.0822

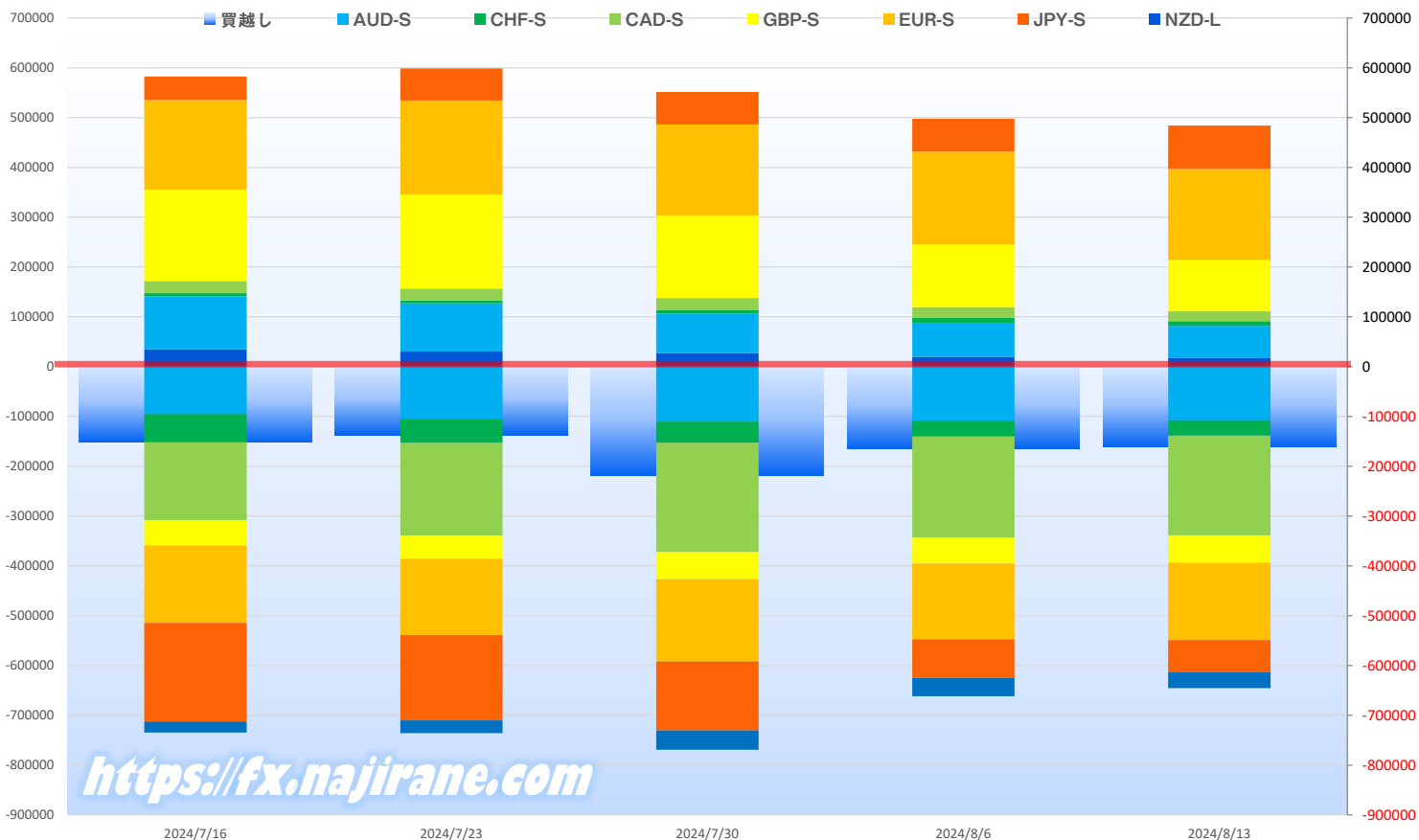
**EURO FX - CHICAGO MERCANTILE EXCHANGE
 FUTURES ONLY POSITIONS**

■ 売越し ■ Long ■ Short ■ 火曜終値 ■ 金曜終値



	2024/07/16			2024/07/23			2024/07/30			2024/08/06			2024/08/13		
	Long	Short	売り越し	Long	Short	売り越し	Long	Short	売り越し	Long	Short	売り越し	Long	Short	売り越し
JPY	47356	198428	151072	64390	171498	107108	65016	138476	73460	66169	77523	11354	87101	63997	-23104
	前週比 枚数増減 (枚)			17034	-26930	-43964	626	-33022	-33648	1153	-60953	-62106	20932	-13526	34458
	前週比 枚数増減 (%)			36.0%	-13.6%	-29.1%	1.0%	-19.3%	-31.4%	1.8%	-44.0%	-84.5%	31.6%	-17.4%	303.5%
EUR	179937	155188	-24749	188929	153023	-35906	183006	165207	-17799	185799	152219	-33580	182212	155229	-26983
	前週比 枚数増減 (枚)			8992	-2165	11157	-5923	12184	-18107	2793	-12988	15781	-3587	3010	-6597
	前週比 枚数増減 (%)			5.0%	-1.4%	45.1%	-3.1%	8.0%	-50.4%	1.5%	-7.9%	88.7%	-1.9%	2.0%	-19.6%
GBP	183287	50385	-132902	188489	46306	-142183	165635	54164	-111471	126080	51681	-74399	102603	54791	-47812
	前週比 枚数増減 (枚)			5202	-4079	9281	-22854	7858	-30712	-39555	-2483	-37072	-23477	3110	-26587
	前週比 枚数増減 (%)			2.8%	-8.1%	7.0%	-12.1%	17.0%	-21.6%	-23.9%	-4.6%	-33.3%	-18.6%	6.0%	-35.7%
AUD	106312	95199	-11113	96973	105787	8814	79236	110606	31370	68193	108392	40199	65028	107644	42616
	前週比 枚数増減 (枚)			-9339	10588	19927	-17737	4819	22556	-11043	-2214	8829	-3165	-748	2417
	前週比 枚数増減 (%)			-8.8%	11.1%	179.3%	-18.3%	4.6%	255.9%	-13.9%	-2.0%	28.1%	-4.6%	-0.7%	6.0%
CAD	24734	157207	132473	24087	185690	161603	23726	219989	196263	21993	203625	181632	20668	200279	179611
	前週比 枚数増減 (枚)			-647	28483	29130	-361	34299	34660	-1733	-16364	-14631	-1325	-3346	-2021
	前週比 枚数増減 (%)			-2.6%	18.1%	22.0%	-1.5%	18.5%	21.4%	-7.3%	-7.4%	-7.5%	-6.0%	-1.6%	-1.1%
CHF	6491	56284	49793	5619	47856	42237	7514	42034	34520	9570	31643	22073	9155	30819	21664
	前週比 枚数増減 (枚)			-872	-8428	-7556	1895	-5822	-7717	2056	-10391	-12447	-415	-824	-409
	前週比 枚数増減 (%)			-13.4%	-15.0%	-15.2%	33.7%	-12.2%	-18.3%	27.4%	-24.7%	-36.1%	-4.3%	-2.6%	-1.9%
NZD	34473	21912	-12561	30207	25693	-4514	27299	38707	11408	19843	36594	16751	17050	32674	15624
	前週比 枚数増減 (枚)			-4266	3781	-8047	-2908	13014	15922	-7456	-2113	5343	-2793	-3920	-1127
	前週比 枚数増減 (%)			-12.4%	17.3%	-64.1%	-9.6%	50.7%	352.7%	-27.3%	-5.5%	46.8%	-14.1%	-10.7%	-6.7%
MXN	98495	36785	-61710	100555	31238	-69317	99143	31483	-67660	96916	31580	-65336	82188	32094	-50094
	前週比 枚数増減 (枚)			2060	-5547	7607	-1412	245	-1657	-2227	97	-2324	-14728	514	-15242
	前週比 枚数増減 (%)			2.1%	-15.1%	12.3%	-1.4%	0.8%	-2.4%	-2.2%	0.3%	-3.4%	-15.2%	1.6%	-23.3%
Total All 8	681085	771388	90303	699249	767091	67842	650575	800666	150091	594563	693257	98694	566005	677527	111522
	前週比 枚数増減 (枚)			18164	-4297	-22461	-48674	33575	82249	-56012	-107409	-51397	-28558	-15730	12828
	前週比 枚数増減 (%)			2.7%	-0.6%	-24.9%	-7.0%	4.4%	121.2%	-8.6%	-13.4%	-34.2%	-4.8%	-2.3%	13.0%
Total 7 (MXN除く)	582590	734603	152013	598694	735853	137159	551432	769183	217751	497647	661677	164030	483817	645433	161616
	前週比 枚数増減 (枚)			16104	1250	-14854	-47262	33330	80592	-53785	-107506	-53721	-13830	-16244	-2414
	前週比 枚数増減 (%)			2.8%	0.2%	-9.8%	-7.9%	4.5%	58.8%	-9.8%	-14.0%	-24.7%	-2.8%	-2.5%	-1.5%

直近5週 CFTC IMM主要7通貨の売買構成

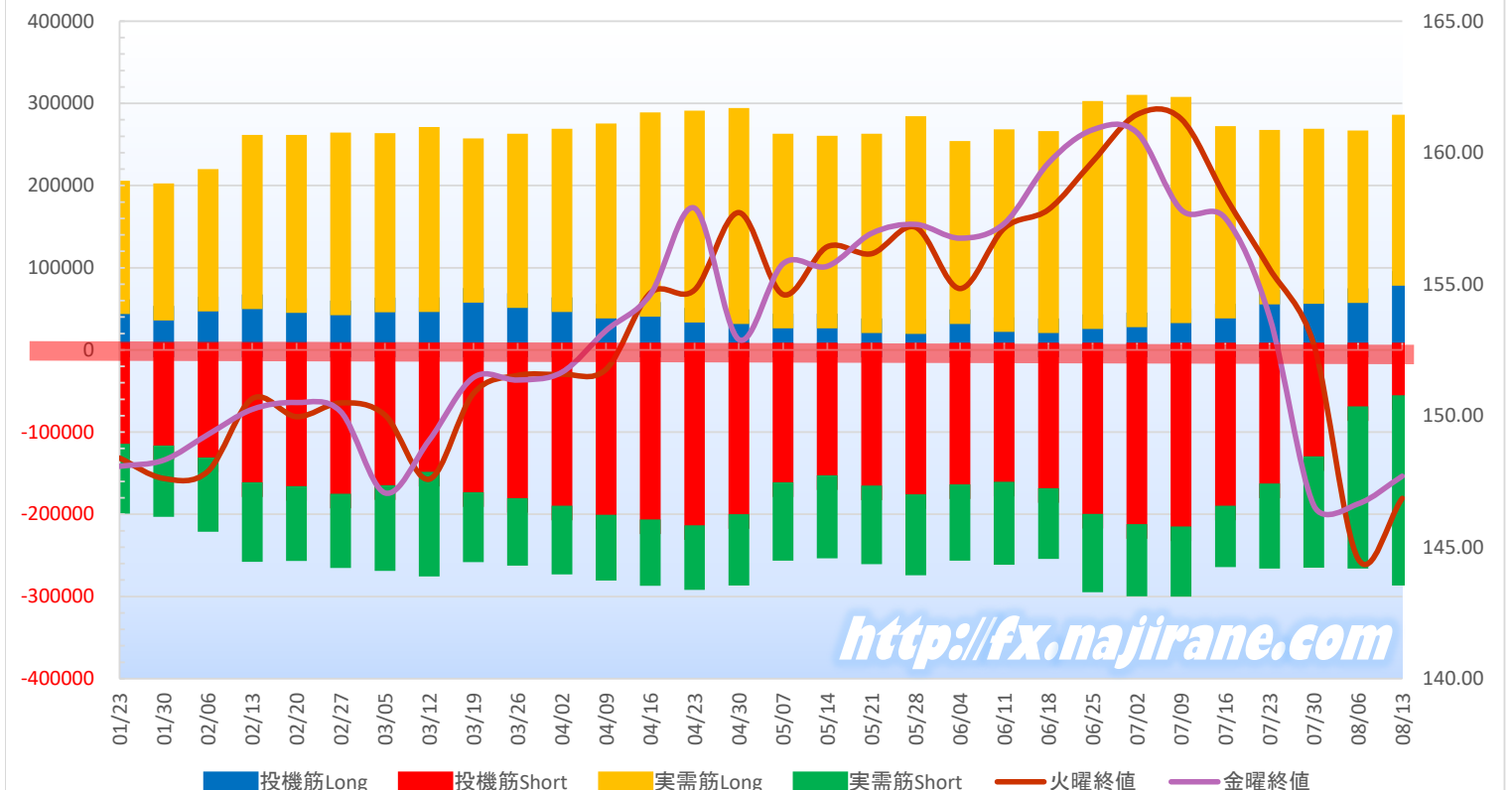


JAPANESE YEN - CHICAGO MERCANTILE EXCHANGE
FUTURES ONLY POSITIONS

Code-097741
2024/08/30 公表値

Date	投機筋集計				実需筋集計				投機筋+実需筋合計				ドル円終値	
	円買い	円売り	売り越し	売買計	円買い	円売り	売り越し	売買計	円買い	円売り	売り越し	売買計	火曜締め	金曜締め
2024/08/13	87101	63997	-23104	151098	190064	213591	23527	403655	277165	277588	423	554753	146.86	147.70
2024/08/06	66169	77523	11354	143692	191829	179633	-12196	371462	257998	257156	-842	515154	144.56	146.65
2024/07/30	65016	138476	73460	203492	195104	117524	-77580	312628	260120	256000	-4120	516120	152.70	146.59
2024/07/23	64390	171498	107108	235888	194534	85766	-108768	280300	258924	257264	-1660	516188	155.59	153.76
2024/07/16	47356	198428	151072	245784	216042	56953	-159089	272995	263398	255381	-8017	518779	158.33	157.51
2024/07/09	41521	223554	182033	265075	257455	67588	-189867	325043	298976	291142	-7834	590118	161.29	157.83
2024/07/02	36714	220937	184223	257651	264603	70058	-194545	334661	301317	290995	-10322	592312	161.45	160.77
2024/06/25	34576	208476	173900	243052	259292	77434	-181858	336726	293868	285910	-7958	579778	159.66	160.87
2024/06/18	29429	177182	147753	206611	227907	68141	-159766	296048	257336	245323	-12013	502659	157.84	159.61
2024/06/11	30763	169342	138579	200105	228809	83182	-145627	311991	259572	252524	-7048	512096	157.13	157.31
2024/06/04	40427	172528	132101	212955	204830	74935	-129895	279765	245257	247463	2206	492720	154.83	156.75
2024/05/28	28565	184604	156039	213169	246911	80789	-166122	327700	275476	265393	-10083	540869	157.16	157.27
2024/05/21	29614	173981	144367	203595	224424	77907	-146517	302331	254038	251888	-2150	505926	156.16	156.93
2024/05/14	35303	161485	126182	196788	216442	83148	-133294	299590	251745	244633	-7112	496378	156.42	155.68
2024/05/07	34990	169912	134922	204902	219305	77532	-141773	296837	254295	247444	-6851	501739	154.61	155.78
2024/04/30	40435	208823	168388	249258	244920	68798	-176122	313718	285355	277621	-7734	562976	157.72	152.90
2024/04/23	42426	222345	179919	264771	239847	60703	-179144	300550	282273	283048	775	565321	154.78	157.89
2024/04/16	49463	215082	165619	264545	230642	62900	-167742	293542	280105	277982	-2123	558087	154.67	154.61
2024/04/09	47275	209426	162151	256701	219256	62314	-156942	281570	266531	271740	5209	538271	151.76	153.24
2024/04/02	55190	198420	143230	253610	205195	65701	-139494	270896	260385	264121	3736	524506	151.57	151.65
2024/03/26	59969	189075	129106	249044	194045	64457	-129588	258502	254014	253532	-482	507546	151.53	151.36
2024/03/19	66274	182286	116012	248560	182299	67180	-115119	249479	248573	249466	893	498039	150.84	151.45
2024/03/12	54923	157245	102322	212168	207478	109601	-97877	317079	262401	266846	4445	529247	147.58	149.07
2024/03/05	54671	173514	118843	228185	200129	86604	-113525	286733	254800	260118	5318	514918	150.02	147.06
2024/02/27	51261	183966	132705	235227	204425	72443	-131982	276868	255686	256409	723	512095	150.49	150.15
2024/02/20	53862	174640	120778	228502	199061	73207	-125854	272268	252923	247847	-5076	500770	149.96	150.50
2024/02/13	58554	170090	111536	228644	194067	78895	-115172	272962	252621	248985	-3636	501606	150.65	150.24
2024/02/06	55646	139876	84230	195522	155571	72588	-82983	228159	211217	212464	1247	423681	147.89	149.28
2024/01/30	44918	125373	80455	170291	148972	68838	-80134	217810	193890	194211	321	388101	147.61	148.31
2024/01/23	52585	123230	70645	175815	144222	67230	-76992	211452	196807	190460	-6347	387267	148.39	148.07

JAPANESE YEN - CHICAGO MERCANTILE EXCHANGE
FUTURES ONLY POSITIONS Cord-097741

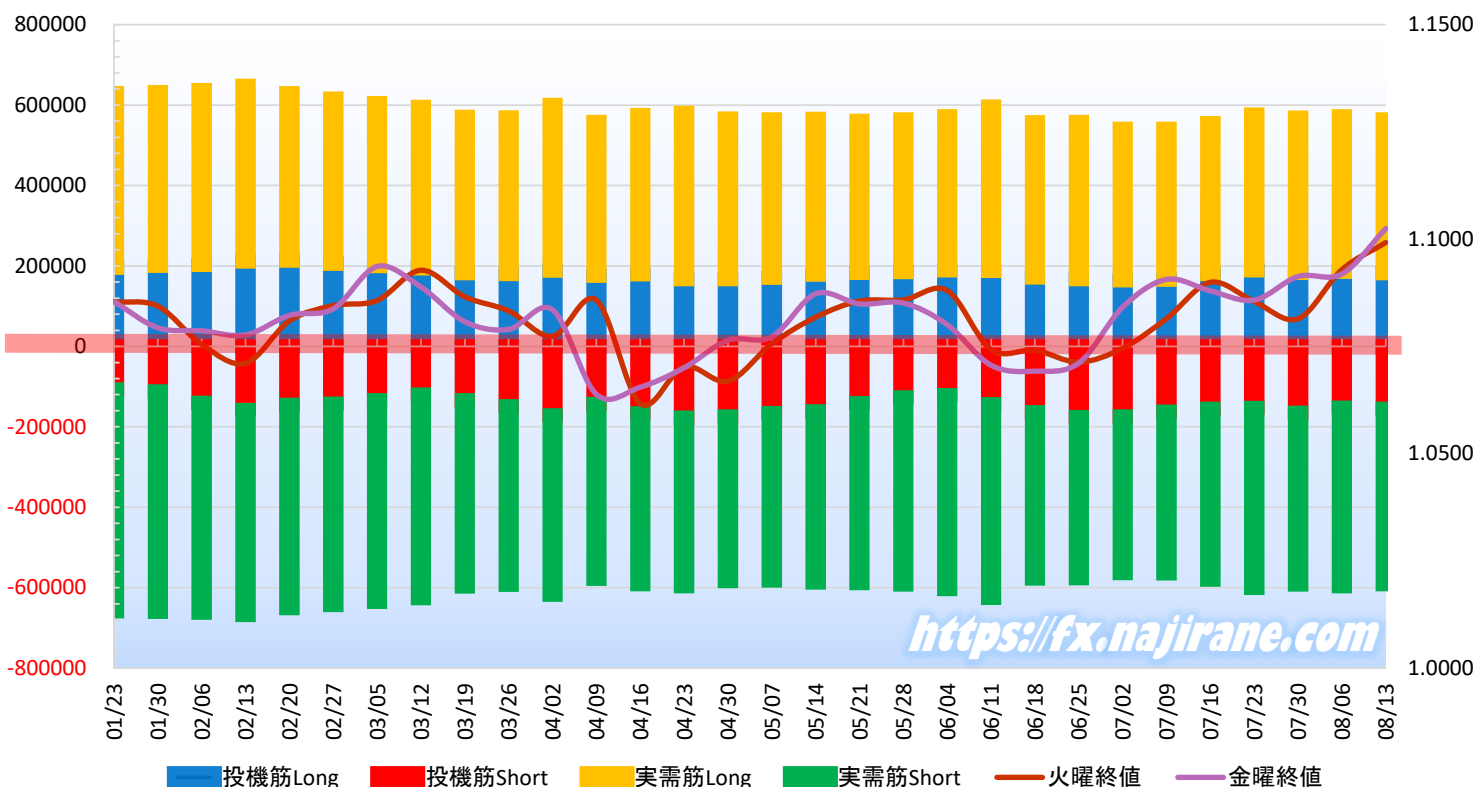


**EURO FX - CHICAGO MERCANTILE EXCHANGE
FUTURES ONLY POSITIONS**

**Code-099741
2024/08/30 公表値**

Date	投機筋集計				実需筋集計				投機筋+実需筋合計				ユーロドル終値	
	EUR買い	EUR売り	売り越し	売買計	EUR買い	EUR売り	売り越し	売買計	EUR買い	EUR売り	売り越し	売買計	火曜締め	金曜締め
2024/08/13	182212	155229	-26983	337441	382394	436421	54027	818815	564606	591650	27044	1156256	1.0992	1.1025
2024/08/06	185799	152219	-33580	338018	386568	444428	57860	830996	572367	596647	24280	1169014	1.0929	1.0919
2024/07/30	183006	165207	-17799	348213	386079	426892	40813	812971	569085	592099	23014	1161184	1.0814	1.0913
2024/07/23	188929	153023	-35906	341952	387742	447615	59873	835357	576671	600638	23967	1177309	1.0855	1.0858
2024/07/16	179937	155188	-24749	335125	375217	424766	49549	799983	555154	579954	24800	1135108	1.0899	1.0880
2024/07/09	165829	162206	-3623	328035	375248	402487	27239	777735	541077	564693	23616	1105770	1.0815	1.0906
2024/07/02	164369	173888	9519	338257	376888	389609	12721	766497	541257	563497	22240	1104754	1.0746	1.0842
2024/06/25	167370	175801	8431	343171	390837	400604	9767	791441	558207	576405	18198	1134612	1.0713	1.0711
2024/06/18	171464	163513	-7951	334977	386112	413976	27864	800088	557576	577489	19913	1135065	1.0741	1.0692
2024/06/11	187697	144053	-43644	331750	409006	481351	72345	890357	596703	625404	28701	1222107	1.0742	1.0706
2024/06/04	188957	121087	-67870	310044	383423	482209	98786	865632	572380	603296	30916	1175676	1.0880	1.0801
2024/05/28	184656	127084	-57572	311740	380224	464876	84652	845100	564880	591960	27080	1156840	1.0858	1.0851
2024/05/21	182574	141099	-41475	323673	378118	447571	69453	825689	560692	588670	27978	1149362	1.0856	1.0849
2024/05/14	178398	161243	-17155	339641	387812	426094	38282	813906	566210	587337	21127	1153547	1.0818	1.0873
2024/05/07	170594	166004	-4590	336598	393845	416124	22279	809969	564439	582128	17689	1146567	1.0756	1.0772
2024/04/30	167185	173962	6777	341147	399163	409900	10737	809063	566348	583862	17514	1150210	1.0669	1.0764
2024/04/23	167296	177285	9989	344581	413769	419034	5265	832803	581065	596319	15254	1177384	1.0703	1.0700
2024/04/16	178912	166688	-12224	345600	395979	424633	28654	820612	574891	591321	16430	1166212	1.0617	1.0655
2024/04/09	175419	142696	-32723	318115	383114	435146	52032	818260	558533	577842	19309	1136375	1.0858	1.0638
2024/04/02	188258	171464	-16794	359722	412480	445912	33432	858392	600738	617376	16638	1218114	1.0774	1.0835
2024/03/26	180193	148999	-31194	329192	389331	443503	54172	832834	569524	592502	22978	1162026	1.0833	1.0790
2024/03/19	182382	134040	-48342	316422	388839	462969	74130	851808	571221	597009	25788	1168230	1.0866	1.0808
2024/03/12	193998	119591	-74407	313589	402081	506685	104604	908766	596079	626276	30197	1222355	1.0928	1.0889
2024/03/05	200025	133714	-66311	333739	404771	501537	96766	906308	604796	635251	30455	1240047	1.0857	1.0937
2024/02/27	205234	142380	-62854	347614	411117	501018	89901	912135	616351	643398	27047	1259749	1.0845	1.0838
2024/02/20	213194	145178	-68016	358372	416183	505634	89451	921817	629377	650812	21435	1280189	1.0810	1.0822
2024/02/13	210848	158010	-52838	368858	437266	509530	72264	946796	648114	667540	19426	1315654	1.0711	1.0777
2024/02/06	202450	140297	-62153	342747	434993	521879	86886	956872	637443	662176	24733	1299619	1.0755	1.0786
2024/01/30	200360	111589	-88771	311949	432311	548317	116006	980628	632671	659906	27235	1292577	1.0844	1.0793
2024/01/23	195190	106866	-88324	302056	434578	551975	117397	986553	629768	658841	29073	1288609	1.0854	1.0855

**EURO FX - CHICAGO MERCANTILE EXCHANGE
FUTURES ONLY POSITIONS Code-099741**



<https://fx.najirane.com>

Bitcoin/USD 及び CME Futures (当月及び限月別)

※取引単位=5ビットコイン
(CME CFビットコイン参考基準レート=BRRを対象)

Bitcoin/USD						CME Futures 2024/08		CME Futures 2024/09		CME Futures 2024/10		CME Futures 2024/11		CME Futures 2024/12	
Date	Open	High	Low	Close		Close	Volume	Close	Volume	Close	Volume	Close	Volume	Close	Volume
2024/8/18	59486	60124	59353	59559	59559	0	0	0	0	0	0	0	0	0	0
2024/8/17	58894	59695	58815	59479	59479	0	0	0	0	0	0	0	0	0	0
2024/8/16	57560	59847	57110	58894	58894	59580	10128	60095	3732	60505	185	61380	0	61860	0
2024/8/15	58733	59839	56162	57560	57560	57220	9285	57685	3085	58110	35	58560	0	59045	0
2024/8/14	60611	61688	58473	58737	58737	59080	7782	59565	1781	59995	36	60455	2	60945	5
2024/8/13	59356	61572	58506	60610	60610	61105	7446	61605	2642	62030	205	62495	0	62985	0
2024/8/12	58719	60680	57689	59355	59355	59200	8516	59695	1979	60130	99	60585	4	61075	1
2024/8/11	60945	61779	58349	58719	58719	0	0	0	0	0	0	0	0	0	0
2024/8/10	60881	61465	60288	60946	60946	0	0	0	0	0	0	0	0	0	0
2024/8/9	61728	61752	59588	60880	60880	60990	8408	61485	1996	61920	156	62385	4	62875	3
2024/8/8	55030	62674	54767	61710	61710	59695	11456	60195	2990	60640	223	61095	9	61590	6
2024/8/7	56041	57727	54621	55027	55027	55000	9708	55460	1698	55870	63	56280	4	56775	2
2024/8/6	53991	57060	53973	56034	56034	57145	11490	57605	1960	58040	38	58485	6	58980	1
2024/8/5	58110	58269	49121	53991	53991	53770	30884	54175	3224	54565	122	54970	51	55410	51
2024/8/4	60676	61063	57211	58117	58117	0	0	0	0	0	0	0	0	0	0
2024/8/3	61415	62148	59837	60680	60680	0	0	0	0	0	0	0	0	0	0
2024/8/2	65354	65523	61185	61415	61415	62945	11759	63450	1846	63915	121	64375	34	64880	30
2024/8/1	64626	65593	62249	65358	65358	63790	11015	64325	1919	64840	176	65360	54	65920	55
2024/7/31	66201	66810	64532	64619	64619	65685	7240	66255	1723	66810	68	67390	22	67965	36
2024/7/30	66819	66988	65323	66201	66201	66385	246336	66960	13624	67495	868	68065	126	68640	330
2024/7/29	68259	69988	66533	66820	66820	67860	12489	68440	2588	68970	120	69530	25	70090	4
2024/7/28	67809	68302	67086	68256	68256	0	0	0	0	0	0	0	0	0	0
2024/7/27	67912	69399	66705	67813	67813	0	0	0	0	0	0	0	0	0	0
2024/7/26	65772	68208	65744	67912	67912	68775	8446	69350	1581	69875	132	70395	1	70955	2
2024/7/25	65376	66112	63473	65772	65772	65390	9576	65900	1448	66375	8	66865	2	67380	5
2024/7/24	65928	67114	65147	65372	65372	66445	8317	66915	727	67400	26	67890	4	68415	5
2024/7/23	67585	67779	65484	65928	65928	66295	8216	66780	475	67250	6	67720	0	68245	3
2024/7/22	68153	68480	66611	67585	67585	69090	9603	69600	336	70075	68	70550	7	71060	4
2024/7/21	67165	68373	65842	68155	68155	0	0	0	0	0	0	0	0	0	0
2024/7/20	66710	67611	66300	67164	67164	0	0	0	0	0	0	0	0	0	0
2024/7/19	63972	67443	63329	66710	66710	68245	10607	68720	422	69175	35	69655	4	70160	10
2024/7/18	64105	65105	63246	63974	63974	64295	2667	64770	80	65215	12	65675	0	66200	1
2024/7/17	65092	66067	63896	64119	64119	65400	2931	65880	114	66335	10	66805	0	67330	0
2024/7/16	64784	65354	62488	65097	65097	66130	4050	66620	332	67070	124	67540	4	68065	6
2024/7/15	60815	64870	60705	64870	64870	64355	4646	64815	323	65245	39	65715	6	66210	9
2024/7/14	59225	61330	59225	60788	60788	0	0	0	0	0	0	0	0	0	0
2024/7/13	57909	59787	57796	59232	59232	0	0	0	0	0	0	0	0	0	0
2024/7/12	57341	58533	56590	57899	57899	58440	2533	58850	155	59265	14	59700	5	60185	0
2024/7/11	57730	59299	57120	57345	57345	58185	2323	58590	289	59120	10	59415	0	59900	0
2024/7/10	58034	59359	57178	57742	57742	58230	1943	58630	85	59025	0	59460	0	59945	0
2024/7/9	56705	58239	56317	58009	58009	58770	2586	59165	346	59590	3	60025	0	60510	0
2024/7/8	55850	58131	54321	56705	56705	57360	2820	57755	104	58205	2	58640	0	59125	1
2024/7/7	58239	58371	55793	55849	55849	0	0	0	0	0	0	0	0	0	0
2024/7/6	56559	58473	56039	58304	58304	0	0	0	0	0	0	0	0	0	0
2024/7/5	57023	57497	53717	56662	56662	57290	2745	57695	300	58100	32	58540	33	59025	21
2024/7/4	60147	60400	56778	56978	56978	0	0	0	0	0	0	0	0	0	0
2024/7/3	62034	62188	59419	60174	60174	60450	1656	60880	226	61315	90	61760	32	62245	2
2024/7/2	62844	63203	61753	62029	62029	62800	1645	63250	129	63715	3	64200	0	64710	0
2024/7/1	62674	63777	62496	62852	62852	64310	1626	64810	210	65270	3	65770	2	66280	7
2024/6/30	60888	62893	60633	62678	62678	0	0	0	0	0	0	0	0	0	0
2024/6/29	60320	61098	60301	60887	60887	0	0	0	0	0	0	0	0	0	0
2024/6/28	61613	62126	59985	60320	60320	60910	1761	61375	61	61840	8	62315	0	62825	0
2024/6/27	60811	62294	60585	61605	61605	62425	1236	62900	108	63355	0	63810	0	64305	0
2024/6/26	61790	62434	60695	60811	60811	61935	320	62385	107	62825	0	63280	0	63775	1
2024/6/25	60266	62258	60240	61805	61805	63065	277	63505	51	63945	2	64420	1	64920	1
2024/6/24	63173	63293	58602	60277	60277	60085	612	60510	91	60945	6	61400	0	61950	1
2024/6/23	64249	64492	63181	63181	63181	0	0	0	0	0	0	0	0	0	0
2024/6/22	64114	64475	63930	64253	64253	0	0	0	0	0	0	0	0	0	0
2024/6/21	64838	65008	63379	64096	64096	65365	549	65830	34	66290	0	66815	0	67560	3
2024/6/20	64960	66439	64548	64829	64829	66260	364	66745	136	67215	0	67580	0	68030	1
2024/6/19	65147	65695	64693	64960	64960	0	0	0	0	0	0	0	0	0	0
2024/6/18	66491	66557	64067	65141	65141	65605	219	66065	98	66505	4	66980	0	67425	5
2024/6/17	66637	67188	65095	66490	66490	68050	191	68550	68	69065	0	69555	0	70055	0
2024/6/16	66189	66895	66018	66639	66639	0	0	---	---	---	---	---	---	---	---
2024/6/15	66007	66402	65872	66191	66191	0	0	---	---	---	---	---	---	---	---
2024/6/14	66748	67295	65057	66011	66011	66805	144	67310	89	67815	0	68335	0	68810	0
2024/6/13	68243	68366	66305	66756	66756	67995	306	68535	71	69045	1	69570	0	70035	0
2024/6/12	67321	69978	66902	68241	68241	69085	198	69640	39	70145	1	70690	1	71140	0
2024/6/11	69508	69549	66124	67332	67332	68850	260	69405	23	69935	21	70405	19	70855	0
2024/6/10	69644	70146	69232	69512	69512	71135	127	71760	69	72350	8	72880	19	73210	0

Bitcoin/USD



<https://fx.najirane.com>

Date	BTC(BitCoin)/JPY					ETH(Ethereum)/JPY					XRP(Ripple)/JPY				
	Open	High	Low	Close	Volume	Open	High	Low	Close	Volume	Open	High	Low	Close	Volume
2024/8/18	8783434.00	8877604.00	8763793.00	8794214.00	2168322.52	386041.28	388564.47	383749.72	384945.13	1043198.38	83.6252	83.9465	83.4681	83.5585	69523.97
2024/8/17	8589969.00	8839485.00	8515332.00	8696009.00	4333812.85	383544.94	388540.09	380673.19	382896.94	1960203.04	83.7140	84.9667	82.2274	83.3537	150787.45
2024/8/16	8650029.00	8912538.00	8388640.00	8589943.00	5324996.26	392180.44	398375.72	376204.06	383545.34	2439354.85	83.8285	84.6791	82.3581	83.7138	173598.94
2024/8/15	8906551.00	9064234.00	8607616.00	8650620.00	4412653.73	397281.28	407792.38	387243.66	392184.78	2330704.43	84.7009	85.5149	83.1596	83.8286	167684.58
2024/8/14	872126.00	9040998.00	8637044.00	8906333.00	4456533.93	400553.56	403381.28	385865.03	397293.75	2407424.11	83.6259	85.6613	83.1610	84.6995	183079.47
2024/8/13	8636317.00	8970909.00	8490392.00	8726877.00	5451661.52	375562.53	404492.59	369304.31	400572.44	3183647.73	81.3239	85.5111	81.1318	83.6259	217565.81
2024/8/12	8938422.00	9067050.00	8551021.00	8636329.00	3347453.53	382786.59	398749.75	372848.84	375526.59	1999587.02	85.8843	86.9830	80.4689	81.3241	176891.04
2024/8/11	8929693.00	9015246.00	8842619.00	8938557.00	2309345.28	381291.13	387648.50	378516.00	382796.41	1372923.79	85.2397	88.2049	85.0120	85.8834	166324.98
2024/8/10	9117040.00	9120534.00	8719962.00	8929530.00	4902659.58	396376.06	398448.38	374395.81	381293.53	2626512.10	91.2144	91.7879	83.4302	85.2401	296934.25
2024/8/9	8050792.50	9230239.00	7976147.00	9114371.00	6690425.85	341886.38	400874.16	338755.19	396321.81	3466184.47	87.9030	94.3464	84.6734	91.2140	517333.53
2024/8/8	8111879.50	8499504.00	8001822.50	8050417.00	6091499.23	359398.56	375682.88	339346.03	341838.75	3549810.87	73.1988	93.9978	72.5045	87.8974	627090.43
2024/8/7	7872903.50	8283845.00	7807268.00	8110965.50	7136243.45	352481.13	369539.78	352372.84	355900.19	3769578.07	71.3171	75.3659	71.3481	73.1996	252954.13
2024/8/6	8460249.00	8492128.00	6984491.50	7872919.50	15892848.49	391057.41	392899.88	307724.94	352471.88	9867232.25	76.2009	76.5550	61.6944	71.3729	611544.69
2024/8/5	8894812.00	8951529.00	8368715.00	8461222.00	4623764.88	425758.78	429739.09	38947.28	391111.47	3077704.00	81.5640	81.8448	75.7058	76.2010	176153.60
2024/8/4	9003104.00	9110641.00	8771736.00	8895398.00	4654835.52	437725.47	442073.31	419434.31	425621.81	2615854.58	82.2063	84.5188	79.5237	81.5642	194344.86
2024/8/3	9750554.00	9762359.00	8969399.00	9003141.00	6312509.08	477669.41	478935.03	434791.44	437734.59	3137168.44	88.9906	88.9910	80.5310	82.2062	276209.09
2024/8/2	9680305.00	9793203.00	9317203.00	9751151.00	6113434.68	484008.75	484541.69	460682.31	477664.19	3016413.58	93.4591	94.2171	85.5889	88.9907	296932.37
2024/8/1	10105730.00	10032800.00	9681904.00	9679317.00	4687346.41	500496.75	502710.13	482119.69	484015.78	2416918.67	95.8441	100.5728	93.5793	93.4598	362345.37
2024/7/31	10279554.00	10377563.00	10004116.00	10105691.00	4790282.33	510852.06	519780.81	495550.16	500493.88	2144109.73	92.6256	98.2895	91.8583	95.8465	335452.73
2024/7/30	10522258.00	10767039.00	10243574.00	10279687.00	6273768.18	504300.56	525290.13	501564.41	510837.28	2820664.30	92.7908	94.0872	91.3458	92.6259	181291.86
2024/7/29	10424564.00	10500386.00	10313440.00	10521767.00	2781387.26	499255.53	504735.41	492233.09	503402.28	1381082.72	91.7483	94.2668	91.0353	92.7912	141207.90
2024/7/28	10441102.00	10668980.00	10254927.00	10425284.00	5333360.09	503651.97	511541.91	491238.16	499271.00	2336500.39	92.8726	93.6206	90.1969	91.7483	154964.00
2024/7/27	11095988.00	10466577.00	10099593.00	10441140.00	4684774.49	487873.88	505169.31	487796.13	503661.16	2458981.16	92.1956	93.5710	90.1915	92.8725	213066.76
2024/7/26	101063298.00	101177442.00	9727500.00	10110420.00	5889400.78	513565.75	513802.97	475204.09	487931.69	3887825.79	95.2598	95.6458	90.3247	92.1959	354759.56
2024/7/25	10269243.00	10306493.00	10009239.00	10062722.00	4228597.92	542396.88	543690.25	508442.06	513562.22	2469180.26	93.0632	96.9702	92.4292	95.2585	297559.46
2024/7/24	10604259.00	10625740.00	10192024.00	10269214.00	5546111.50	539866.88	551983.50	528964.50	542377.56	3811317.44	95.3401	96.4086	91.0233	93.0628	258210.32
2024/7/23	10729062.00	10780960.00	10454406.00	10604328.00	6691773.22	556757.69	560470.19	538116.19	539812.19	2937726.10	94.0589	97.8054	91.7625	95.3401	312984.44
2024/7/22	10578134.00	10765812.00	10369174.00	10729305.00	4195752.11	554291.88	558581.88	537881.19	556754.25	2179709.11	93.6548	95.6231	90.6508	94.0589	234984.70
2024/7/21	10506480.00	10648349.00	10441858.00	10577935.00	2997062.92	552133.56	557517.06	548474.56	554271.25	1631678.90	90.3595	95.0927	90.0606	93.6546	242283.72
2024/7/20	10055010.00	10622249.00	9988222.00	10506516.00	5827922.21	538475.81	557692.25	530995.06	552135.69	2788548.16	89.5295	92.2396	85.3692	90.3631	368565.87
2024/7/19	9979334.00	10166890.00	9954946.00	10055284.00	4281405.91	527422.56	545833.19	529657.50	538530.75	2363261.48	97.5426	98.9724	87.9520	89.5242	469443.85
2024/7/18	10380872.00	10472453.00	9984536.00	9981522.00	5063253.74	545832.13	557349.13	528015.63	527535.00	2605818.40	91.7507	99.4444	91.7507	97.5265	572724.74
2024/7/17	10254835.00	10348282.00	9907170.00	10380914.00	6590606.27	551343.31	553259.13	531408.75	545321.69	3237974.67	85.0472	93.9421	84.7082	91.7511	153668.45
2024/7/16	9626152.00	10259394.00	9607654.00	10259394.00	6024754.44	513812.75	552355.75	512322.06	551882.38	2895063.83	82.7408	85.2048	82.4914	85.0670	278406.14
2024/7/15	9348998.00	9699911.00	9348998.00	9621773.00	3517625.08	501464.34	517300.59	499836.78	513487.84	1664791.73	83.0634	85.1794	81.2646	82.7611	248550.46
2024/7/14	9140605.00	9437686.00	9122879.00	9350057.00	2696172.17	494773.16	505134.16	491699.84	501536.50	1352044.30	74.9322	88.9638	74.8819	83.0836	451000.71
2024/7/13	9075327.00	9241115.00	9005211.00	9139141.00	4041590.48	490631.97	498354.50	485459.69	494711.28	2012782.35	71.0685	75.3572	70.8479	74.9337	251982.06
2024/7/12	9328891.00	9539536.00	9232709.00	9075916.00	4543552.09	501161.81	508077.53	494156.69	490685.88	2410450.27	70.9486	72.8453	70.6535	71.0692	174414.95
2024/7/11	9362674.00	9586697.00	9246478.00	9330927.00	4229804.31	494663.50	509014.06	486868.31	501304.59	2355848.95	70.3159	71.4615	69.7950	70.9465	156347.22
2024/7/10	9121579.00	9395468.00	9057190.00	9358696.00	4492994.36	485608.47	500126.38	483364.63	494324.00	2463518.17	69.4004	70.4386	68.9182	70.3269	159073.06
2024/7/9	8971752.00	9363127.00	8725884.00	9121653.00	6396834.19	470657.38	497808.69	454092.66	485597.00	3639868.22	67.4377	71.0579	65.0044	69.4084	247325.37
2024/7/8	9361115.00	9382282.00	8960854.00	8971685.00	3301722.50	493039.38	493908.81	469611.22	470581.16	1744236.98	72.1778	72.1778	67.2664	67.4410	121809.37
2024/7/7	9107668.00	9398585.00	9007988.00	9371419.00	3312799.88	49339.94	495081.01	473866.84	493356.47	1862322.92	68.3947	72.2475	68.1859	72.1786	116301.44
2024/7/6	9251488.00	9255755.00	8628810.00	9108198.00	8908097.94	493427.38	500021.06	454120.03	479277.34	5004306.83	69.9434	69.9434	62.8987	68.3958	346010.59
2024/7/5	9192320.00	9757054.00	9150822.00	9194209.00	6640108.56	531927.81	534646.50	492893.06	492893.06	3268047.90	75.4204	75.7636	69.8674	69.9636	245473.90
2024/7/4	10018166.00	10044651.00	9603837.00	9603837.00	4808412.21	551704.31	553541.13	526237.56	531205.38	2605059.33	78.2495	78.5225	74.7975	75.4242	206096.72
2024/7/3	10150271.00	10217592.00	9977515.00	10017308.00	3254363.14	555509.25	559242.19	549048.06	551720.44	1521556.36	76.9817	78.7677	76.9147	78.2470	136387.22
2024/7/2	10085913.00	10302318.00	10080734.00	10151494.00	4113507.47	552401.31	565413.88	552958.50	555664.38	1983646.25	76.5166	77.7780	76.4346	76.9844	131400.25
2024/7/1	9797251.00	10114204.00	9754932.00	10086667.00	2789934.54	542744.50	555518.13	539939.13	552446.63	1351215.08	75.9437	76.7653	75.6249	76.5183	74899.93
2024/6/30	9705765.00	9830909.00	9702723.00	9797080.00	2035914.53	542843.38	547355.19	542177.69	542727.19	1059525.50	75.7826	76.6137	75.7726	75.9462	64798.69
2024/6/29	9901458.00	10017311.00	9649582.00	9705807.00	4015039.32	553707.31	560983.75	541193.69	542834.69	2069423.87	76.2785	77.0614	75.6132	75.7678	150787.96
2024/6/28	9768503.00	9999660.00	9720937.00	9900172.00	3412037.94	541166.06	557166.44	539844.00	553595.13	1891787.23	75.4296	76.4821	74.7098	76.2792	135087.97
2024/6/27	9868089.00	9976257.00	9785530.00	9768511.00	3615285.56	532096.69	546717.88	534677.88	541261.00	1878941.94	75.9699	76.3496	74.8927	75.3500	142334.12
2024/6/26	9624566.00	9939324.00	9620329.00	9870479.00	46635										

Date	日経平均(△N225)						CME日経平均先物ドル建て(NKD)					CME日経平均先物円建て(NIY)					USDJPY
	Open	High	Low	Close	Volume	Open	High	Low	Close	Volume	Open	High	Low	Close	Volume	Close	
2024-08-16	37,304.93	38,143.55	37,304.93	38,062.67		37,725.0	38,160.0	37,335.0	37,680.0	9,858	37,690.0	38,125.0	37,285.0	37,625.0	22,752	147.70	
2024-08-15	36,381.40	36,885.16	36,381.40	36,726.64	1196943400	36,330.0	37,750.0	36,270.0	37,660.0	9,514	36,285.0	37,705.0	36,225.0	37,625.0	21,320	149.32	
2024-08-14	36,535.60	36,683.89	36,074.71	36,442.43	1355812100	36,475.0	36,725.0	35,880.0	36,320.0	11,896	36,420.0	36,670.0	35,840.0	36,275.0	25,660	147.26	
2024-08-13	35,490.58	36,232.51	35,476.79	36,232.51	1407375300	35,600.0	36,510.0	35,500.0	36,475.0	9,384	35,530.0	36,465.0	35,425.0	36,415.0	23,880	146.86	
2024-08-09	35,272.34	35,671.31	34,445.57	35,025.00	1768683100	35,775.0	36,025.0	34,525.0	35,350.0	18,286	35,730.0	35,915.0	34,420.0	35,275.0	28,115	146.65	
2024-08-08	34,645.79	35,379.65	34,207.16	34,831.15	1653267900	34,435.0	35,870.0	33,820.0	35,680.0	22,526	35,609.1	35,609.1	35,609.1	35,609.1	41,555	147.22	
2024-08-07	34,122.35	35,849.77	33,739.46	35,089.62	2427982200	33,430.0	35,945.0	33,370.0	34,495.0	27,839	34,400.0	34,400.0	34,400.0	34,400.0	0	146.73	
2024-08-06	32,077.33	34,911.80	32,077.33	34,675.46	2512352700	33,490.0	35,010.0	32,955.0	33,720.0	26,113	34,055.0	34,055.0	34,055.0	34,055.0	0	144.56	
2024-08-05	35,249.36	35,301.18	31,156.12	31,458.42	2855705500	34,935.0	34,935.0	30,720.0	33,320.0	36,033	33,625.0	33,625.0	33,625.0	33,625.0	0	144.09	
2024-08-02	37,444.17	37,471.52	35,880.15	35,909.70	2043090100	36,755.0	36,800.0	34,425.0	35,020.0	22,995	34,955.0	34,955.0	34,955.0	34,955.0	0	146.59	
2024-08-01	38,781.56	38,781.56	37,737.88	38,126.33	1788397300	38,740.0	38,920.0	36,465.0	36,895.0	19,309	36,885.0	36,885.0	36,885.0	36,885.0	0	149.35	
2024-07-31	38,140.77	39,188.37	37,954.38	39,101.82	1464213500	38,110.0	39,320.0	38,010.0	38,700.0	18,221	38,635.0	38,635.0	38,635.0	38,635.0	0	149.89	
2024-07-30	38,241.35	38,531.16	38,076.70	38,525.95	1096622500	38,290.0	39,380.0	37,935.0	38,165.0	###	38,125.0	38,125.0	38,125.0	38,125.0	0	152.70	
2024-07-29	38,139.12	38,719.70	38,010.01	38,468.63	1073493000	38,325.0	38,775.0	38,225.0	38,390.0	8,389	38,300.0	38,300.0	38,300.0	38,300.0	0	154.02	
2024-07-26	37,792.87	38,105.96	37,667.41	37,667.41	1239545500	38,035.0	38,325.0	37,660.0	38,290.0	11,417	38,270.0	38,270.0	38,270.0	38,270.0	0	153.76	
2024-07-25	38,524.20	38,557.79	37,825.58	37,869.51	1429652800	38,285.0	38,360.0	37,395.0	37,840.0	20,367	38,140.0	38,145.0	37,770.0	37,770.0	6	153.93	
2024-07-24	39,336.74	39,643.27	39,096.50	39,154.85	1102608300	39,455.0	39,680.0	38,145.0	38,175.0	13,736	38,170.0	38,170.0	38,170.0	38,170.0	6	153.79	
2024-07-23	39,864.09	39,927.89	39,519.91	39,594.39	883160600	39,300.0	40,005.0	39,475.0	39,555.0	7,776	39,490.0	39,490.0	39,490.0	39,490.0	0	155.59	
2024-07-22	39,947.95	39,973.20	39,519.39	39,599.00	827466000	39,660.0	40,020.0	39,505.0	40,005.0	8,259	39,990.0	39,990.0	39,990.0	39,990.0	0	156.95	
2024-07-19	39,965.91	40,212.90	39,824.58	40,063.79	998316300	40,025.0	40,270.0	39,620.0	39,710.0	9,849	39,680.0	39,680.0	39,680.0	39,680.0	0	157.51	
2024-07-18	40,521.71	40,521.71	40,126.35	40,126.35	1175661700	40,310.0	40,465.0	39,915.0	40,115.0	13,268	40,040.0	40,040.0	40,040.0	40,040.0	0	157.35	
2024-07-17	41,416.18	41,466.45	41,054.72	41,097.69	1098754400	41,600.0	41,645.0	40,195.0	40,295.0	13,334	40,225.0	40,225.0	40,225.0	40,225.0	0	156.17	
2024-07-16	41,366.79	41,520.07	41,220.65	41,275.08	1007741600	41,235.0	41,605.0	41,155.0	41,585.0	8,188	41,570.0	41,570.0	41,570.0	41,570.0	0	158.33	
2024-07-12	41,668.86	41,754.76	41,188.29	41,190.68	1303586500	41,695.0	41,855.0	41,040.0	41,265.0	13,423	41,175.0	41,175.0	41,175.0	41,175.0	0	157.83	
2024-07-11	42,343.72	42,426.77	42,102.46	42,224.02	1230396800	42,535.0	42,545.0	41,535.0	41,605.0	15,769	41,500.0	41,500.0	41,500.0	41,500.0	0	158.94	
2024-07-10	41,444.33	41,889.16	41,430.38	41,831.99	1344314200	41,555.0	42,535.0	41,485.0	42,510.0	9,056	42,430.0	42,430.0	42,430.0	42,430.0	2	161.58	
2024-07-09	40,953.41	41,769.35	40,942.44	41,580.17	1181927400	41,005.0	41,825.0	40,975.0	41,555.0	8,135	41,435.0	41,435.0	41,435.0	41,435.0	2	161.29	
2024-07-08	40,863.14	41,112.24	40,780.70	40,780.70	1130177600	41,095.0	41,160.0	40,840.0	40,955.0	5,780	40,845.0	40,845.0	40,845.0	40,845.0	2	160.80	
2024-07-05	41,009.36	41,100.13	40,746.89	40,912.37	1142341500	40,770.0	41,180.0	40,665.0	41,080.0	10,546	41,080.0	41,080.0	41,080.0	41,080.0	2	160.77	
2024-07-03	40,225.83	40,694.21	40,172.85	40,580.76	1256457500	40,295.0	40,775.0	40,220.0	40,705.0	6,534	40,635.0	40,635.0	40,635.0	40,635.0	2	161.57	
2024-07-02	39,543.61	40,113.48	39,457.62	40,074.69	1350506700	39,570.0	40,320.0	39,510.0	40,305.0	9,813	40,290.0	40,290.0	40,290.0	40,290.0	2	161.45	
2024-06-28	39,593.01	39,783.70	39,485.73	39,583.08	1243441800	39,645.0	40,010.0	39,530.0	39,835.0	7,309	39,810.0	39,810.0	39,810.0	39,810.0	2	160.87	
2024-06-27	39,434.47	39,439.24	39,193.51	39,341.54	1150281900	39,530.0	39,720.0	39,250.0	39,620.0	6,267	39,645.0	39,645.0	39,645.0	39,645.0	2	160.75	
2024-06-26	39,364.73	39,788.63	39,233.56	39,667.07	1088836200	39,345.0	39,835.0	39,260.0	39,470.0	8,073	39,400.0	39,400.0	39,400.0	39,400.0	2	160.77	
2024-06-25	38,833.90	39,215.07	38,758.07	39,173.15	1082542100	38,790.0	39,390.0	38,760.0	39,340.0	6,624	39,300.0	39,300.0	39,300.0	39,300.0	2	159.66	
2024-06-24	38,497.42	38,905.47	38,416.07	38,804.65	934567500	38,535.0	39,010.0	38,425.0	38,755.0	7,751	38,725.0	38,725.0	38,725.0	38,725.0	2	159.61	
2024-06-21	38,608.66	38,795.68	38,532.13	38,596.47	1408422000	38,630.0	38,820.0	38,400.0	38,520.0	5,876	38,485.0	38,485.0	38,485.0	38,485.0	2	159.61	
2024-06-20	38,410.32	38,637.62	38,263.08	38,633.02	880451900	38,625.0	38,835.0	38,285.0	38,590.0	10,335	38,580.0	38,580.0	38,580.0	38,580.0	2	158.91	
2024-06-18	38,433.48	38,519.02	38,332.89	38,482.11	970822900	38,450.0	38,670.0	38,360.0	38,660.0	5,434	38,700.0	38,700.0	38,700.0	38,700.0	2	157.84	
2024-06-17	38,440.98	38,442.70	37,950.20	38,102.44	1074894800	38,570.0	38,625.0	37,980.0	38,470.0	6,552	38,465.0	38,465.0	38,465.0	38,465.0	2	157.73	
2024-06-14	38,587.57	39,025.70	38,554.75	38,814.56	1571162900	38,655.0	39,075.0	38,330.0	38,555.0	8,438	38,470.0	38,470.0	38,470.0	38,470.0	2	157.31	
2024-06-13	39,182.06	39,252.44	38,689.79	38,720.47	1159251000	39,210.0	39,290.0	38,405.0	38,580.0	8,859	39,210.0	39,300.0	38,390.0	38,585.0	2	157.01	
2024-06-12	38,865.15	38,945.99	38,809.36	38,876.71	1081606600	38,895.0	39,285.0	38,795.0	39,165.0	6,995	38,930.0	39,285.0	38,800.0	39,170.0	29,169	156.60	
2024-06-11	39,175.59	39,336.66	39,074.88	39,134.79	933293200	39,185.0	39,340.0	38,805.0	38,900.0	10,097	39,180.0	39,340.0	38,805.0	38,905.0	40,291	157.13	
2024-06-07	38,597.55	38,747.27	38,560.85	38,683.93	962356200	38,645.0	39,010.0	38,550.0	38,650.0	6,117	38,665.0	38,910.0	38,545.0	38,650.0	25,872	156.75	
2024-06-06	38,841.66	39,011.93	38,693.50	38,703.51	1189157000	38,980.0	39,080.0	38,545.0	38,635.0	6,555	38,975.0	39,080.0	38,540.0	38,635.0	22,539	155.61	
2024-06-05	38,654.09	38,656.41	38,343.98	38,490.17	1193704000	38,650.0	38,985.0	38,340.0	38,970.0	7,316	38,455.0	38,985.0	38,340.0	38,965.0	28,416	156.06	
2024-06-04	38,702.54	38,895.06	38,591.79	38,837.46	1178686600	38,475.0	38,890.0	38,290.0	38,430.0	7,834	38,675.0	38,890.0	38,290.0	38,425.0	32,644	154.83	
2024-06-03	38,734.95	39,032.50	38,734.95	38,923.03	1158550100	38,730.0	39,050.0	38,435.0	38,660.0	5,761	38,725.0	39,045.0	38,430.0	38,650.0	26,342	156.11	
2024-05-31	38,173.22	38,526.93	38,087.61	38,487.90	2110106500	38,065.0	38,740.0	37,975.0	38,640.0	7,532	38,080.0	38,745.0	37,970.0	38,635.0	27,339	157.27	
2024-05-30	38,112.77	38,138.03	37,617.00	38,054.13	1173391500	38,190.0	38,340.0	37,615.0	38,235.0	8,085	38,185.0	38,335.0	37,610.0	38,230.0	28,872	156.79	
2024-05-29	38,880.50	39,141.99	38,524.24	38,556.87	1239158100	38,925.0	39,175.0	38,170.0	38,325.0	5,781	38,920.0	39,165.0	38,165.0	38,315.0	23,020	157.60	
2024-05-28	38,879.15	38,981.97	38,756.13	38,855.37	1012076300	38,830.0	39,010.0	38,675.0	38,970.0	5,410	38,825.0	39,000.0	38,670.0	38,960.0	22,873	157.16	
2024-05-24	38,506.03	38,740.82	38,367.70	38,646.11	963057200	38,550.0	38,890.0	38,380.0	38,805.0	5,034	38,525.0	38,880.0	38,365.0	38,800.0	17,529	156.93	
2024-05-23	38,803.13	39,129.47	38,617.43														

Date	日経平均(▲N225)					S&P 500 INDEX(▲SPX) (7.5倍価値)					ダウ工業平均(▲DJI)					USDJPY
	Open	High	Low	Close	Volume	Open	High	Low	Close	Volume	Open	High	Low	Close	Volume	
2024-08-16	37,304.93	38,143.55	37,304.93	38,062.67		41,478.8	41,714.9	41,438.8	41,656.9	288640695	40,528.9	40,726.0	40,453.6	40,659.8	#####	147.70
2024-08-15	36,381.40	36,885.16	36,381.40	36,726.64	1196943400	41,258.5	41,596.7	41,258.5	41,574.2	576735788	40,295.7	40,590.5	40,295.7	40,563.1	#####	149.32
2024-08-14	35,535.60	36,683.89	36,074.71	36,442.43	1355812100	40,817.7	40,974.2	40,619.3	40,914.1	952132914	39,800.6	40,068.8	39,737.2	40,008.4	#####	147.26
2024-08-13	35,490.58	36,232.51	35,476.79	36,232.51	1407375300	40,327.4	40,773.8	40,327.4	40,758.2	502423658	39,445.3	39,792.8	39,392.4	39,765.6	#####	146.86
2024-08-09	35,272.34	35,671.31	34,445.57	35,025.00	1768683100	39,860.0	40,190.0	39,756.3	40,081.2	195024918	39,408.1	39,628.7	39,230.4	39,497.5	#####	146.65
2024-08-08	34,645.79	35,379.65	34,207.16	34,831.15	1653267900	39,394.3	39,960.2	39,253.9	39,894.8	714860214	38,940.4	39,508.4	38,922.8	39,446.5	#####	147.22
2024-08-07	34,122.33	35,849.77	33,739.46	35,089.62	2427982200	39,698.5	39,979.8	38,966.6	38,996.3	924459938	39,230.1	39,478.0	38,731.5	38,763.4	#####	146.73
2024-08-06	32,077.33	34,911.80	32,077.33	34,675.46	2512352700	39,048.2	39,842.6	38,951.7	39,300.2	179578829	38,736.2	39,449.5	38,638.3	38,997.7	#####	144.56
2024-08-05	35,249.36	35,301.18	31,156.12	31,458.42	2855705500	38,633.6	39,381.7	38,394.5	38,897.5	113798197	39,056.2	39,056.2	39,699.3	38,737.3	#####	144.09
2024-08-02	37,444.17	37,471.52	35,880.15	35,909.70	2043090100	40,324.7	40,379.2	39,765.2	40,099.2	205791030	40,075.3	40,075.3	39,358.7	39,373.7	#####	146.59
2024-08-01	38,781.56	38,781.56	37,737.88	38,126.33	1788397300	41,533.8	41,746.2	40,578.2	40,850.1	465998526	40,917.0	41,096.7	40,098.6	40,348.0	#####	149.35
2024-07-31	38,140.77	39,188.37	37,954.38	39,101.82	1464213500	41,291.9	41,636.3	41,203.1	41,417.3	466915317	40,768.9	41,198.6	40,655.9	40,842.8	#####	149.89
2024-07-30	38,241.35	38,531.16	38,076.70	38,525.95	1096622500	41,090.5	41,171.0	40,512.8	40,773.3	224984923	40,622.1	40,866.3	40,529.1	40,743.3	#####	152.70
2024-07-29	38,139.12	38,719.70	38,010.01	38,468.63	1073493000	41,074.1	41,158.1	40,833.3	40,976.6	880028599	40,665.7	40,682.5	40,388.8	40,539.9	#####	154.02
2024-07-26	37,792.87	38,105.96	37,611.19	37,667.41	1239545500	40,752.5	41,162.4	40,730.3	40,943.3	544512496	40,140.9	40,753.8	40,140.9	40,589.3	#####	153.76
2024-07-25	38,524.20	38,557.79	37,825.58	37,869.51	1429652800	40,715.3	41,186.9	40,432.1	40,494.2	529408636	39,828.6	40,438.8	39,817.5	39,935.1	#####	153.93
2024-07-24	39,336.74	39,643.27	39,096.50	39,154.85	1102608300	41,293.8	41,310.3	40,649.9	40,703.5	50597564	40,210.6	40,258.4	39,807.4	39,853.9	#####	153.79
2024-07-23	39,864.09	39,927.89	39,519.91	39,594.39	883160600	41,739.8	41,890.1	41,631.8	41,668.1	425966152	40,443.7	40,527.9	40,319.7	40,358.1	#####	155.59
2024-07-22	39,947.95	39,973.20	39,519.39	39,599.00	827466000	41,584.1	41,777.7	41,467.8	41,733.1	61072809	40,414.5	40,472.5	40,228.8	40,415.4	#####	156.95
2024-07-19	39,965.91	40,212.90	39,824.58	40,063.79	998316300	41,575.3	41,681.3	41,227.8	41,287.5	649224224	40,592.4	40,626.2	40,203.3	40,287.5	#####	157.51
2024-07-18	40,521.71	40,587.63	40,102.22	40,126.35	1175661700	42,064.2	42,105.4	41,421.1	41,584.4	935073001	41,156.6	41,376.0	40,597.5	40,665.0	#####	157.35
2024-07-17	41,416.18	41,466.45	41,054.72	41,097.69	1098754400	42,075.5	42,168.7	41,886.1	41,912.0	173114918	40,862.6	41,222.0	40,849.7	41,198.1	#####	156.17
2024-07-16	41,366.79	41,520.07	41,220.65	41,275.08	1007741600	42,330.7	42,522.5	42,292.7	42,504.0	528071451	40,263.8	40,988.8	40,263.8	40,954.5	#####	158.33
2024-07-12	41,668.86	41,754.76	41,188.29	41,190.68	1303586500	41,930.7	42,416.7	41,928.3	42,115.1	472649993	39,783.3	40,257.2	39,783.3	40,000.9	#####	157.83
2024-07-11	42,343.72	42,426.77	42,102.46	42,224.02	1230396800	42,264.1	42,318.4	41,824.0	41,884.1	887487972	39,695.2	39,875.6	39,623.1	39,753.8	#####	158.94
2024-07-10	41,444.33	41,889.16	41,430.38	41,831.99	1344314200	41,934.5	42,265.4	41,898.3	42,254.3	801402646	39,272.4	39,736.2	39,256.7	39,721.4	#####	161.58
2024-07-09	40,953.41	41,769.35	40,942.44	41,580.17	1181927400	41,881.8	41,930.6	41,809.3	41,827.4	413050509	39,357.4	39,492.3	39,146.6	39,292.0	#####	161.29
2024-07-08	40,863.14	41,112.24	40,780.70	40,780.70	1130177600	41,795.6	41,873.3	41,718.8	41,796.4	832765276	39,392.0	39,655.0	39,278.4	39,344.8	#####	160.80
2024-07-05	41,009.36	41,100.13	40,746.89	40,912.37	1142341500	41,534.3	41,777.5	41,487.2	41,753.9	263729908	39,313.4	39,399.6	39,168.7	39,375.9	#####	160.77
2024-07-03	40,225.83	40,694.21	40,172.85	40,580.76	1256457500	41,305.8	41,544.5	41,305.7	41,527.7	61072809	39,358.9	39,411.2	39,230.9	39,308.0	#####	161.57
2024-07-02	39,543.61	40,113.48	39,457.62	40,074.69	1350506700	40,963.8	41,322.7	40,938.2	41,317.6	842512009	39,108.3	39,340.5	39,085.7	39,331.9	#####	161.45
2024-06-28	39,593.01	39,783.70	39,485.73	39,583.08	1243441800	41,163.6	41,427.3	40,883.4	40,953.6	197548072	39,092.4	39,443.6	38,937.1	39,118.9	#####	160.87
2024-06-27	39,434.47	39,439.24	39,193.51	39,341.54	1150281900	41,051.9	41,181.1	41,006.6	41,121.5	479600758	39,107.1	39,250.7	39,026.8	39,164.1	#####	160.75
2024-06-26	39,364.73	39,788.63	39,233.56	39,667.07	1088836200	40,955.3	41,123.6	40,889.0	41,084.3	599403409	39,063.1	39,183.7	38,909.0	39,127.8	#####	160.77
2024-06-25	38,833.90	39,215.07	38,758.07	39,173.15	1082542100	40,955.5	41,046.6	40,849.2	41,019.8	521644040	39,398.8	39,423.3	38,997.2	39,112.2	#####	159.66
2024-06-24	38,497.42	38,905.47	38,416.07	38,804.65	934567500	40,946.9	41,180.0	40,856.9	40,859.0	784702853	39,184.5	39,571.2	39,184.5	39,411.2	#####	159.61
2024-06-21	38,608.66	38,795.68	38,532.13	38,596.47	1408422000	41,000.8	41,087.3	40,890.2	40,984.7	250419839	39,208.5	39,257.2	39,061.7	39,150.3	#####	159.61
2024-06-20	38,410.32	38,637.62	38,263.08	38,633.02	880451900	41,249.9	41,291.5	40,916.7	41,048.8	911217741	38,804.7	39,232.5	38,778.5	39,134.8	#####	158.91
2024-06-18	38,433.48	38,519.02	38,332.89	38,482.11	970822900	41,071.1	41,177.9	41,034.9	41,152.7	464316280	38,779.1	38,936.9	38,727.7	38,834.9	#####	157.84
2024-06-17	38,440.98	38,442.70	37,950.20	38,102.44	1074894800	40,733.3	41,163.8	40,653.0	41,049.2	441679412	38,565.2	38,839.9	38,431.9	38,778.1	#####	157.73
2024-06-14	38,587.57	39,025.70	38,554.75	38,814.56	1571162900	40,680.6	40,742.9	40,528.1	40,737.0	263451050	38,528.4	38,595.2	38,305.9	38,589.2	#####	157.31
2024-06-13	39,182.06	39,252.44	38,689.79	38,720.47	1159251000	40,814.5	40,814.5	40,518.8	40,753.1	422956962	38,677.1	38,712.2	38,407.7	38,647.1	#####	157.01
2024-06-12	38,865.15	38,945.99	38,809.36	38,876.71	1081606600	40,568.5	40,854.4	40,568.5	40,657.7	719670709	38,950.6	39,120.3	38,621.4	38,712.2	#####	156.60
2024-06-11	39,175.59	39,336.66	39,074.88	39,134.79	933293200	40,147.5	40,319.6	39,954.4	40,314.9	445183455	38,795.7	38,795.7	38,446.2	38,747.4	#####	157.13
2024-06-07	38,597.55	38,747.27	38,560.85	38,683.93	962356200	40,078.6	40,313.1	39,985.0	40,102.4	873173209	38,861.2	39,105.2	38,751.9	38,799.0	#####	156.75
2024-06-06	38,841.66	39,011.93	38,693.50	38,703.51	1189157000	40,183.5	40,217.6	40,015.2	40,147.2	138598824	38,825.4	39,004.2	38,736.0	38,886.2	#####	155.61
2024-06-05	38,654.09	38,656.41	38,343.98	38,490.17	1193704000	39,586.6	40,156.2	39,732.3	40,155.2	173890233	38,774.8	38,844.3	38,548.8	38,807.3	#####	156.06
2024-06-04	38,702.54	38,895.06	38,591.79	38,837.46	1178686600	39,586.8	39,741.0	39,432.2	39,685.1	176202870	38,518.9	38,786.6	38,397.8	38,711.3	#####	154.83
2024-06-03	38,734.95	39,032.50	38,734.95	38,923.03	1158550100	39,728.6	39,765.8	39,257.4	39,625.5	812234085	38,710.0	38,735.6	38,247.2	38,571.0	#####	156.11
2024-05-31	38,173.22	38,526.93	38,087.61	38,487.90	2110106500	39,324.1	39,602.5	38,937.6	39,581.3	926771337	38,140.3	38,719.4	38,092.3	38,686.3	#####	157.27
2024-05-30	38,112.77	38,138.03	37,617.00	38,054.13	1173391500	39,448.3	39,451.6	39,165.8	39,266.1	847065836	38,368.4	38,493.6	38,001.0	38,111.5	#####	156.79
2024-05-29	38,880.50	39,141.99	38,524.24	38,556.87	1239158100	39,590.5	39,617.0	39,470.3	39,502.1	262811675	38,716.3	38,716.3	38,413.7	38,441.5	#####	157.60
2024-05-28	38,879.15	38,981.97	38,756.13	38,855.37	1012076300	39,869.3	39,869.3	39,606.7	39,795.3	121768716	39,029.0	39,029.0	38,706.1	38,852.9	#####	157.16
2024-05-24	38,506.03	38,740.82	38,367.70	38,646.11	963057200	39,610.9	39,837.4	39,587.9	39,785.4	426668171	39,089.2	39,				

DATE	N225		DOW		S&P500		OIL		GOLD		香港ハンセン指数	
	Close	3/25=100%	Close	3/25=100%	Close	3/25=100%	Close	3/25=100%	Close	3/25=100%	Close	3/25=100%
2024/8/16	38063	94.18%	40660	103.42%	5554.25	106.44%	76.60	93.47%	2508.14	115.47%	17430.16	105.81%
2024/8/15	36727	90.88%	40563	103.18%	5543.22	106.23%	78.16	95.38%	2456.79	113.11%	17109.14	103.86%
2024/8/14	36442	90.17%	40008	101.77%	5455.21	104.54%	76.98	93.94%	2448.01	112.70%	17113.36	103.88%
2024/8/13	36233	89.65%	39766	101.15%	5434.43	104.14%	78.35	95.61%	2465.12	113.49%	17174.06	104.25%
2024/8/9	35025	86.67%	39498	100.47%	5344.16	102.41%	76.84	93.76%	2429.08	111.83%	17090.23	103.74%
2024/8/8	34831	86.19%	39446	100.34%	5319.31	101.94%	76.19	92.97%	2427.50	111.76%	16891.83	102.54%
2024/8/7	35090	86.83%	38763	98.60%	5199.5	99.64%	75.23	91.80%	2382.85	109.70%	16877.86	102.45%
2024/8/6	34675	85.80%	38998	99.20%	5240.03	100.42%	73.20	89.32%	2390.72	110.07%	16647.34	101.05%
2024/8/5	31458	77.84%	38703	98.45%	5186.33	99.39%	72.94	89.01%	2410.42	110.97%	16698.36	101.36%
2024/8/2	35910	88.85%	39737	101.08%	5346.56	102.46%	73.52	89.71%	2437.46	112.22%	16945.51	102.86%
2024/8/1	38126	94.34%	40348	102.63%	5446.68	104.38%	76.31	93.12%	2446.33	112.63%	17304.96	105.05%
2024/7/31	39102	96.75%	40843	103.89%	5522.3	105.83%	77.91	95.07%	2447.64	112.69%	17344.60	105.29%
2024/7/30	38526	95.33%	40743	103.64%	5436.44	104.18%	74.73	91.19%	2410.73	110.99%	17002.91	103.21%
2024/7/29	38469	95.19%	40540	103.12%	5463.54	104.70%	75.81	92.51%	2384.13	109.76%	17238.34	104.64%
2024/7/26	37667	93.20%	40589	103.24%	5459.11	104.62%	77.16	94.15%	2386.39	109.87%	17021.31	103.32%
2024/7/25	37870	93.70%	39935	101.58%	5399.22	103.47%	78.28	95.52%	2364.45	108.86%	17021.91	103.33%
2024/7/24	39155	96.88%	39854	101.37%	5427.13	104.00%	77.59	94.68%	2397.52	110.38%	17311.05	105.08%
2024/7/23	39594	97.97%	40358	102.66%	5555.74	106.47%	76.96	93.91%	2409.56	110.93%	17469.36	106.04%
2024/7/22	39599	97.98%	40415	102.80%	5564.41	106.63%	79.78	97.35%	2396.57	110.34%	17635.88	107.06%
2024/7/19	40064	99.13%	40288	102.48%	5505	105.50%	80.13	97.78%	2398.60	110.43%	17417.68	105.73%
2024/7/18	40126	99.29%	40665	103.44%	5544.59	106.26%	82.82	101.06%	2445.36	112.58%	17778.41	107.92%
2024/7/17	41098	101.69%	41198	104.79%	5588.27	107.09%	82.85	101.10%	2458.93	113.21%	17739.41	107.68%
2024/7/16	41275	102.13%	40954	104.17%	5667.2	108.60%	80.76	98.55%	2468.76	113.66%	17727.98	107.61%
2024/7/12	41191	101.92%	40001	101.75%	5615.35	107.61%	82.21	100.32%	2412.76	111.08%	18293.38	111.05%
2024/7/11	42224	104.48%	39754	101.12%	5584.54	107.02%	82.62	100.82%	2415.35	111.20%	18323.33	108.25%
2024/7/10	41832	103.51%	39721	101.04%	5633.91	107.97%	82.10	100.18%	2371.36	109.17%	17471.67	106.06%
2024/7/9	41580	102.89%	39292	99.94%	5576.98	106.88%	81.41	99.34%	2364.03	108.84%	17523.23	106.37%
2024/7/8	40781	100.91%	39345	100.08%	5572.85	106.80%	82.33	100.46%	2359.05	108.61%	17524.06	106.38%
2024/7/5	40812	101.23%	39376	100.16%	5587.19	106.69%	83.16	101.48%	2388.87	109.98%	17789.61	108.05%
2024/7/5	40581	100.41%	39308	99.99%	5537.02	106.11%	83.88	102.36%	2356.25	108.48%	17878.57	109.14%
2024/7/2	40075	99.16%	39332	100.05%	5509.01	105.57%	82.81	101.05%	2329.58	107.25%	17769.14	107.86%
2024/6/28	39583	97.94%	39119	99.50%	5460.48	104.64%	81.54	99.50%	2325.19	107.05%	17718.61	107.56%
2024/6/27	39342	97.35%	39164	99.62%	5482.87	105.07%	81.74	99.74%	2327.92	107.17%	17716.47	107.54%
2024/6/26	39667	98.15%	39128	99.53%	5477.9	104.98%	80.90	98.72%	2298.24	105.81%	18089.93	109.81%
2024/6/25	39173	96.93%	39112	99.49%	5469.3	104.81%	80.83	98.63%	2319.61	106.79%	18072.90	109.71%
2024/6/24	38805	96.02%	39411	100.25%	5447.87	104.40%	81.63	99.61%	2334.42	107.47%	18027.71	109.43%
2024/6/21	38996	95.50%	39150	99.58%	5464.62	104.72%	80.73	98.51%	2322.42	106.92%	18028.52	109.44%
2024/6/20	38633	95.59%	39135	99.54%	5473.17	104.89%	82.17	100.27%	2360.00	108.65%	18335.32	111.30%
2024/6/18	38482	95.22%	38835	98.78%	5487.03	105.15%	81.57	99.54%	2329.51	107.25%	17915.55	108.75%
2024/6/17	38102	94.28%	38778	98.64%	5473.23	104.89%	80.33	98.02%	2319.17	106.77%	17936.12	108.88%
2024/6/14	38815	96.04%	38589	98.16%	5431.6	104.09%	78.45	95.73%	2332.64	107.39%	17941.78	108.91%
2024/6/13	38720	95.81%	38647	98.30%	5433.74	104.13%	78.62	95.94%	2303.96	106.07%	18112.63	109.95%
2024/6/12	38877	96.20%	38712	98.47%	5421.03	103.89%	78.50	95.79%	2324.77	107.03%	17937.84	108.89%
2024/6/11	39135	96.83%	38747	98.56%	5375.32	103.01%	77.90	95.06%	2316.87	106.67%	18176.34	110.34%
2024/6/7	38684	95.72%	38799	98.69%	5346.99	102.47%	75.53	92.17%	2287.92	105.33%	18366.95	111.49%
2024/6/6	38704	95.77%	38886	98.91%	5352.96	102.58%	75.55	92.19%	2376.14	109.39%	18476.80	112.16%
2024/6/5	38490	95.24%	38807	98.71%	5354.03	102.60%	74.07	90.38%	2355.34	108.44%	18424.96	111.85%
2024/6/4	38837	96.10%	38711	98.47%	5291.34	101.40%	73.25	89.38%	2327.03	107.13%	18444.11	111.96%
2024/6/3	38923	96.31%	38571	98.11%	5283.4	101.25%	74.22	90.57%	2350.74	108.22%	18403.04	111.71%
2024/5/31	38488	95.23%	38686	98.40%	5277.51	101.14%	76.99	93.95%	2327.83	107.17%	18079.61	109.75%
2024/5/30	38054	94.16%	38111	96.94%	5235.48	100.33%	77.91	95.07%	2343.25	107.88%	18230.19	110.66%
2024/5/29	38557	95.40%	38442	97.78%	5266.95	100.93%	79.23	96.68%	2337.81	107.63%	18477.01	112.16%
2024/5/28	38655	96.14%	38853	98.83%	5304.04	101.68%	79.83	97.41%	2361.22	108.71%	18821.16	114.25%
2024/5/24	38646	95.63%	38070	95.38%	5304.72	101.66%	77.72	94.84%	2333.83	107.45%	18608.94	112.96%
2024/5/23	39103	96.76%	39065	99.37%	5267.84	100.95%	76.87	93.80%	2328.89	107.22%	18868.71	114.54%
2024/5/22	38617	95.55%	39671	100.91%	5307.01	101.70%	77.57	94.66%	2378.74	109.51%	19195.60	116.52%
2024/5/21	38947	96.37%	39873	101.42%	5321.41	101.98%	79.26	96.72%	2420.94	111.46%	19220.62	116.67%
2024/5/20	39070	96.67%	39807	101.25%	5308.13	101.72%	79.80	97.38%	2426.36	111.71%	19636.22	119.20%
2024/5/17	38787	95.97%	40004	101.75%	5303.27	101.63%	80.06	97.69%	2416.50	111.25%	19553.61	118.70%
2024/5/16	38920	96.30%	39869	101.41%	5297.11	101.51%	79.23	96.68%	2376.74	109.42%	19376.53	117.62%
2024/5/14	38356	94.91%	39558	100.62%	5246.68	100.55%	78.02	95.20%	2357.99	108.56%	19073.71	115.78%
2024/5/13	38179	94.47%	39432	100.30%	5221.42	100.06%	79.12	96.55%	2336.47	107.57%	19115.06	116.03%
2024/5/10	38229	94.59%	39513	100.51%	5222.68	100.09%	78.26	95.50%	2363.44	108.81%	18963.68	115.12%
2024/5/9	38074	94.21%	39388	100.19%	5214.08	99.92%	79.26	96.72%	2346.30	108.02%	18537.81	112.53%
2024/5/8	38202	94.53%	39056	99.35%	5187.67	99.42%	78.99	96.39%	2308.39	106.28%	18313.86	111.17%
2024/5/7	38835	96.09%	38884	98.91%	5187.7	99.42%	78.38	95.64%	2313.99	106.53%	18479.37	112.18%
2024/5/2	38236	94.61%	38226	97.23%	5064.2	97.05%	78.95	96.34%	2303.67	106.06%	18207.13	110.52%
2024/4/30	38406	95.03%	37816	96.19%	5035.69	96.50%	81.93	99.98%	2285.94	105.24%	17763.03	107.83%
2024/4/26	37935	93.87%	38240	97.27%	5099.96	97.73%	83.85	102.32%	2340.09	107.73%	17651.15	107.15%
2024/4/25	37628	93.11%	38086	96.88%	5048.42	96.75%	83.57	101.98%	2332.22	107.37%	17284.54	104.92%
2024/4/24	38460	95.16%	38461	97.83%	5071.63	97.19%	82.81	101.05%	2316.11	106.63%	17201.27	104.42%
2024/4/23	37552	92.92%	38504	97.94%	5070.55	97.17%	83.36	101.72%	2322.02	106.90%	16828.93	102.16%
2024/4/22	37439	92.64%	38240	97.27%	5010.6	96.02%	82.85	101.10%	2327.08	107.14%	16511.69	100.23%
2024/4/19	37068	91.72%	37986	96.62%	4967.23	95.19%	83.14	101.45%	2387.69	109.93%	16224.14	98.49%
2024/4/18	38080	94.22%	37775	96.09%	5011.12	96.03%	82.73	100.95%	2379.31	109.54%	16385.87	99.47%
2024/4/17	37962	93.93%	37753	96.03%	5022.21	96.24%	82.69	100.90%	2360.38	108.67%	16251.84	98.65%
2024/4/16	38471	95.19%	37799	96.15%	5051.41	96.80%	85.36	104.16%	2382.58	109.69%	16249.87	98.54%
2024/4/15	39233	97.08%	37735	95.98%	5061.82	97.00%	85.41	104.22%	2383.23	109.72%	16600.46	100.77%
2024/4/12	39524	97.80%	37883	96.62%	5123.41	98.18%	85.66	104.53%	2343.14	107.88%	16721.69	101.51%
2024/4/11	39443	97.60%	38459	97.83%	5198.06	99.63%	85.02	103.75%	2372.55	109.23%	17095.03	103.77%
2024/4/10	39582	97.94%	38462	97.83%	5160.64	98.90%	86.21	105.20%	2334.19	107.46%	17139.17	104.04%
2024/4/9	39773	98.41%										

過去5日及び過去4週の4本値と各種ピボット

2024/08/12 ~ 2024/08/16

USD/JPY						Demark					Pivot					Fibonacci Zone										
日足	Open	High	Low	Close	値幅/日	引け形態	真の高値	真の安値	予想高値	予想安値	予想高値	予想安値	StopLoss	Support	Pivot	Resistance	StopLoss	3-days AVG	Support Zone 2	Support Zone 1	BP	Resistance Zone 1	Resistance Zone 2			
													LBOP	S2	S1	PP	R1	R2	HBOP							
2024/08/12	146.76	148.22	146.70	147.20	152p	陽線引け	-	-	-	-	145.01	145.86	145.53	147.38	148.05	148.90	149.57			145.28 ~ 145.86	146.44 ~ 146.62	147.38	148.14 ~ 148.32	148.90 ~ 149.48		
2024/08/13	147.20	147.95	146.60	146.86	134p	陰線引け	147.95	146.60	147.40	146.06	147.40	146.06	144.98	145.79	146.32	147.13	147.67	148.48	149.01			145.28 ~ 145.79	146.30 ~ 146.46	147.13	147.81 ~ 147.96	148.48 ~ 148.99
2024/08/14	146.86	147.57	146.08	147.26	149p	陽線引け	147.57	146.08	148.16	146.67	148.16	146.67	144.88	145.48	146.32	146.97	147.86	148.46	149.35	147.16	Bear	144.91 ~ 145.48	146.05 ~ 146.22	146.97	147.72 ~ 147.89	148.46 ~ 149.03
2024/08/15	147.26	149.39	147.06	149.32	233p	陽線引け	149.39	147.06	150.52	148.19	150.52	148.19	145.46	146.26	147.79	148.59	150.12	150.92	152.45	147.56	Bull	145.37 ~ 146.26	147.15 ~ 147.42	148.59	149.75 ~ 150.03	150.92 ~ 151.80
2024/08/16	149.32	149.32	147.63	147.70	169p	陰線引け	149.32	147.63	148.51	146.82	148.51	146.82	145.42	146.52	147.11	148.22	148.81	149.91	150.50	147.92	Bull	145.88 ~ 146.52	147.17 ~ 147.37	148.22	149.06 ~ 149.26	149.91 ~ 150.56
週足	Open	High	Low	Close	値幅/週	引け形態	真の高値	真の安値	予想高値	予想安値	予想高値	予想安値	StopLoss	Support	Pivot	Resistance	StopLoss	3-days AVG	Support Zone 2	Support Zone 1	BP	Resistance Zone 1	Resistance Zone 2			
2024/07/22 ~ 2024/07/26	157.41	157.61	151.95	153.76	567p	陰線引け	-	-	-	-	145.60	148.77	151.27	154.44	156.93	160.11	162.60			146.61 ~ 148.77	150.94 ~ 151.61	154.44	157.27 ~ 157.94	160.11 ~ 162.27		
2024/07/29 ~ 2024/08/02	153.71	155.22	146.43	146.59	879p	陰線引け	155.22	146.59	150.90	142.27	150.90	142.27	134.81	140.62	143.60	149.41	152.39	158.20	161.18			137.26 ~ 140.62	143.98 ~ 145.02	149.41	153.81 ~ 154.84	158.20 ~ 161.56
2024/08/05 ~ 2024/08/09	146.47	147.89	141.70	146.65	619p	陽線引け	147.89	141.70	150.37	144.17	150.37	144.17	136.74	139.22	142.93	145.41	149.13	151.61	155.32	149.75	Bear	136.85 ~ 139.22	141.59 ~ 142.32	145.41	148.51 ~ 149.24	151.61 ~ 153.97
2024/08/12 ~ 2024/08/16	146.76	149.39	146.08	147.70	330p	陽線引け	149.39	146.08	150.20	146.89	150.20	146.89	142.75	144.42	146.06	147.72	149.36	151.03	152.67	147.52	Bull	143.15 ~ 144.42	145.68 ~ 146.07	147.72	149.37 ~ 149.76	151.03 ~ 152.29

EUR/JPY						Demark					Pivot					Fibonacci Zone										
日足	Open	High	Low	Close	値幅/日	引け形態	真の高値	真の安値	予想高値	予想安値	予想高値	予想安値	StopLoss	Support	Pivot	Resistance	StopLoss	3-days AVG	Support Zone 2	Support Zone 1	BP	Resistance Zone 1	Resistance Zone 2			
													LBOP	S2	S1	PP	R1	R2	HBOP							
2024/08/12	160.25	161.95	160.20	160.92	175p	陽線引け	-	-	-	-	158.35	159.28	160.10	161.02	161.85	162.77	163.60			158.61 ~ 159.28	159.94 ~ 160.15	161.02	161.90 ~ 162.11	162.77 ~ 163.44		
2024/08/13	160.92	161.80	160.66	161.43	114p	陽線引け	161.80	160.66	162.18	161.05	162.18	161.05	159.66	160.16	160.79	161.30	161.93	162.43	163.07			159.73 ~ 160.16	160.59 ~ 160.73	161.30	161.86 ~ 162.00	162.43 ~ 162.87
2024/08/14	161.43	162.59	160.60	162.17	199p	陽線引け	162.59	160.60	163.38	161.39	163.38	161.39	158.99	159.80	160.98	161.79	162.97	163.78	164.96	161.37	Bull	159.04 ~ 159.80	160.56 ~ 160.79	161.79	162.78 ~ 163.02	163.78 ~ 164.54
2024/08/15	162.17	163.90	161.95	163.86	195p	陽線引け	163.90	161.95	164.85	162.90	164.85	162.90	160.63	161.29	162.57	163.23	164.52	165.18	166.46	162.11	Bull	160.55 ~ 161.29	162.03 ~ 162.26	163.23	164.21 ~ 164.44	165.18 ~ 165.92
2024/08/16	163.84	163.84	162.30	162.83	154p	陰線引け	163.84	162.30	163.34	161.79	163.34	161.79	160.61	161.46	162.15	162.99	163.68	164.53	165.22	162.67	Bull	160.87 ~ 161.46	162.04 ~ 162.22	162.99	163.76 ~ 163.94	164.53 ~ 165.11
週足	Open	High	Low	Close	値幅/週	引け形態	真の高値	真の安値	予想高値	予想安値	予想高値	予想安値	StopLoss	Support	Pivot	Resistance	StopLoss	3-days AVG	Support Zone 2	Support Zone 1	BP	Resistance Zone 1	Resistance Zone 2			
2024/07/22 ~ 2024/07/26	171.39	171.66	164.84	166.95	683p	陰線引け	-	-	-	-	157.14	160.99	163.97	167.82	170.80	174.64	177.63			158.38 ~ 160.99	163.60 ~ 164.40	167.82	171.23 ~ 172.04	174.64 ~ 177.25		
2024/07/29 ~ 2024/08/02	166.85	167.95	159.72	159.97	823p	陰線引け	167.95	159.72	163.96	155.98	163.96	155.98	148.91	154.32	157.14	162.55	165.37	170.78	173.60			151.17 ~ 154.32	157.46 ~ 158.43	162.55	166.66 ~ 167.63	170.78 ~ 173.25
2024/08/05 ~ 2024/08/09	159.96	161.45	154.43	160.12	702p	陽線引け	161.45	154.43	164.29	157.27	164.29	157.27	148.86	151.64	155.88	158.66	162.90	165.69	169.92	163.01	Bear	148.96 ~ 151.64	154.33 ~ 155.15	158.66	162.17 ~ 163.00	165.69 ~ 168.37
2024/08/12 ~ 2024/08/16	160.25	163.90	160.20	162.83	369p	陽線引け	163.90	160.20	165.25	161.48	165.25	161.48	157.03	158.62	160.73	162.31	164.42	166.00	168.11	161.17	Bull	157.21 ~ 158.62	160.03 ~ 160.46	162.31	164.16 ~ 164.59	166.00 ~ 167.41

EUR/USD						Demark					Pivot					Fibonacci Zone										
日足	Open	High	Low	Close	値幅/日	引け形態	真の高値	真の安値	予想高値	予想安値	予想高値	予想安値	StopLoss	Support	Pivot	Resistance	StopLoss	3-days AVG	Support Zone 2	Support Zone 1	BP	Resistance Zone 1	Resistance Zone 2			
													LBOP	S2	S1	PP	R1	R2	HBOP							
2024/08/12	1.0919	1.0940	1.0911	1.0932	29p	陽線引け	-	-	-	-	1.0886	1.0898	1.0915	1.0927	1.0944	1.0956	1.0973			1.0887 ~ 1.0898	1.0909 ~ 1.0913	1.0927	1.0942 ~ 1.0945	1.0956 ~ 1.0968		
2024/08/13	1.0932	1.1000	1.0915	1.0992	85p	陽線引け	1.1000	1.0915	1.1039	1.0953	1.1039	1.0953	1.0853	1.0884	1.0938	1.0969	1.1023	1.1054	1.1108			1.0851 ~ 1.0884	1.0916 ~ 1.0926	1.0969	1.1011 ~ 1.1022	1.1054 ~ 1.1087
2024/08/14	1.0992	1.1047	1.0987	1.1013	61p	陽線引け	1.1047	1.0987	1.1060	1.1000	1.1060	1.1000	1.0923	1.0955	1.0998	1.1016	1.1045	1.1076	1.1105	1.0971	Bull	1.0932 ~ 1.0955	1.0978 ~ 1.0985	1.1016	1.1046 ~ 1.1053	1.1076 ~ 1.1099
2024/08/15	1.1013	1.1016	1.0950	1.0974	66p	陰線引け	1.1016	1.0950	1.0995	1.0929	1.0995	1.0929	1.0878	1.0914	1.0944	1.0980	1.1010	1.1046	1.1075	1.0988	Bear	1.0889 ~ 1.0914	1.0939 ~ 1.0947	1.0980	1.1013 ~ 1.1020	1.1046 ~ 1.1071
2024/08/16	1.0972	1.1025	1.0971	1.1025	54p	陽線引け	1.1025	1.0971	1.1052	1.0998	1.1052	1.0998	1.0935	1.0953	1.0989	1.1007	1.1043	1.1061	1.1097	1.1001	Bull	1.0933 ~ 1.0953	1.0974 ~ 1.0980	1.1007	1.1034 ~ 1.1040	1.1061 ~ 1.1081
週足	Open	High	Low	Close	値幅/週	引け形態	真の高値	真の安値	予想高値	予想安値	予想高値	予想安値	StopLoss	Support	Pivot	Resistance	StopLoss	3-days AVG	Support Zone 2	Support Zone 1	BP	Resistance Zone 1	Resistance Zone 2			
2024/07/22 ~ 2024/07/26	1.0886	1.0903	1.0826	1.0858	77p	陰線引け	-	-	-	-	1.0745	1.0786	1.0822	1.0862	1.0899	1.0939	1.0975			1.0756 ~ 1.0786	1.0815 ~ 1.0824	1.0862	1.0901 ~ 1.0910	1.0939 ~ 1.0968		
2024/07/29 ~ 2024/08/02	1.0857	1.0927	1.0778	1.0913	149p	陽線引け	1.0927	1.0778	1.0970	1.0870	1.0994	1.0846	1.0670	1.0724	1.0819	1.0873	1.0967	1.1021	1.1116			1.0667 ~ 1.0724	1.0781 ~ 1.0798	1.0873	1.0947 ~ 1.0965	1.1021 ~ 1.1078
2024/08/05 ~ 2024/08/09	1.0921	1.1008	1.0882	1.0919	126p	陽線引け	1.1008	1.0882	1.0963	1.0837	1.0963	1.0837	1.0738	1.0810	1.0865	1.0936	1.0991	1.1062	1.1117	1.0890	Bull	1.0762 ~ 1.0810	1.0858 ~ 1.0873	1.0936	1.0999 ~ 1.1014	1.1062 ~ 1.1111
2024/08/12 ~ 2024/08/16	1.0919	1.1047	1.0911	1.1025	137p	陽線引け	1.1047	1.0911	1.1104	1.0968	1.1104	1.0968	1.0804	1.0857	1.0941	1.0994	1.1078	1.1131	1.1215	1.0934	Bull	1.0805 ~ 1.0857	1.0910 ~ 1.0926	1.0994	1.1063 ~ 1.1079	1.1131 ~ 1.1183

GBP/JPY						Demark					Pivot					Fibonacci Zone								
日足	Open	High	Low	Close	値幅/日	引け形態	真の高値	真の安値	予想高値	予想安値	予想高値	予想安値	StopLoss	Support	Pivot	Resistance	StopLoss	3-days AVG	Support Zone 2	Support Zone 1	BP	Resistance Zone 1	Resistance Zone 2	
													LBOP	S2	S1	PP	R1	R2	HBOP					
2024/08/12	187.24	189.32	187.16	187.90	216p	陽線引け	-	-	-	-	184.77	185.97	186.93	188.13	189.09	190.29	191.26			185.14 ~ 185.97	186.79 ~ 187.05	188.13	189.21 ~ 189.46	190.29 ~ 191.11
2024/08/13	187.90	189.52	187.61	188.88	191																			

IMM扱い8通貨/ダウ/日経/金/オイル/主要クロス円の過去5日及び過去5週の4本値

AUDUSD 5					CADUSD 5					CHFUSD 5				
Date	Open	High	Low	Close	Date	Open	High	Low	Close	Date	Open	High	Low	Close
2024/08/16	0.6611	0.6671	0.6608	0.6670	2024/08/16	0.7284	0.7308	0.7279	0.7308	2024/08/16	1.1460	1.1540	1.1456	1.1537
2024/08/15	0.6594	0.6635	0.6573	0.6612	2024/08/15	0.7291	0.7302	0.7279	0.7284	2024/08/15	1.1557	1.1564	1.1430	1.1459
2024/08/14	0.6631	0.6643	0.6593	0.6594	2024/08/14	0.7296	0.7305	0.7286	0.7291	2024/08/14	1.1568	1.1601	1.1549	1.1557
2024/08/13	0.6587	0.6638	0.6579	0.6631	2024/08/13	0.7277	0.7297	0.7274	0.7296	2024/08/13	1.1557	1.1578	1.1521	1.1568
2024/08/12	0.6574	0.6605	0.6565	0.6586	2024/08/12	0.7281	0.7289	0.7274	0.7277	2024/08/12	1.1569	1.1569	1.1478	1.1557

CNYUSD 5					EURUSD 5					GBPUSD 5				
Date	Open	High	Low	Close	Date	Open	High	Low	Close	Date	Open	High	Low	Close
2024/08/16	0.1392	0.1395	0.1392	0.1395	2024/08/16	1.0972	1.1025	1.0971	1.1025	2024/08/16	1.2855	1.2945	1.2852	1.2945
2024/08/15	0.1399	0.1399	0.1396	0.1396	2024/08/15	1.1013	1.1016	1.0950	1.0974	2024/08/15	1.2830	1.2872	1.2799	1.2855
2024/08/14	0.1399	0.1401	0.1398	0.1400	2024/08/14	1.0992	1.1047	1.0987	1.1013	2024/08/14	1.2862	1.2869	1.2821	1.2829
2024/08/13	0.1393	0.1395	0.1392	0.1395	2024/08/13	1.0932	1.1000	1.0915	1.0992	2024/08/13	1.2765	1.2873	1.2764	1.2862
2024/08/12	0.1393	0.1394	0.1392	0.1393	2024/08/12	1.0919	1.0940	1.0911	1.0932	2024/08/12	1.2758	1.2794	1.2747	1.2765

JPYUSD 5					MXNUSD 5					NZDUSD 5				
Date	Open	High	Low	Close	Date	Open	High	Low	Close	Date	Open	High	Low	Close
2024/08/16	0.0067	0.0068	0.0067	0.0068	2024/08/16	0.0536	0.0538	0.0533	0.0537	2024/08/16	0.5989	0.6056	0.5979	0.6053
2024/08/15	0.0068	0.0068	0.0067	0.0067	2024/08/15	0.0532	0.0537	0.0531	0.0536	2024/08/15	0.6001	0.6015	0.5975	0.5988
2024/08/14	0.0068	0.0068	0.0068	0.0068	2024/08/14	0.0525	0.0533	0.0525	0.0532	2024/08/14	0.6074	0.6084	0.5995	0.6001
2024/08/13	0.0068	0.0068	0.0068	0.0068	2024/08/13	0.0524	0.0528	0.0524	0.0526	2024/08/13	0.6019	0.6082	0.6018	0.6074
2024/08/12	0.0068	0.0068	0.0067	0.0068	2024/08/12	0.0531	0.0532	0.0523	0.0524	2024/08/12	0.5998	0.6033	0.5990	0.6018

Nikkei 225 -Japan (NIK)					出来高	
Date	Open	High	Low	Close	(ドル建て終値)	
2024/08/16	37304.93	38143.55	37304.93	38062.67	257.70	0 2051722700
2024/08/15	36381.40	36885.16	36381.40	36726.64	245.96	1196943400 1952988400
2024/08/14	36535.60	36683.89	36074.71	36442.43	247.47	1355812100 2163359800
2024/08/13	35490.58	36232.51	35476.79	36232.51	246.72	1407375300 2287378500
2024/08/12	--non--	--non--	--non--	--non--	--non--	0 0
週4本値	--non--	38143.55	35476.79	38062.67	257.70	(N225銘柄計) (東証一部全体計)

XAUUSD 5				
Date	Open	High	Low	Close
2024/08/16	2456.39	2508.88	2450.86	2508.14
2024/08/15	2447.96	2470.10	2432.53	2456.79
2024/08/14	2466.36	2478.82	2438.26	2448.01
2024/08/13	2471.27	2476.90	2458.60	2465.12
2024/08/12	2430.17	2473.29	2423.95	2472.80
週4本値	2430.17	2508.88	2423.95	2508.14

Dow Jones Industrial - USA (DJA)					出来高
Date	Open	High	Low	Close	
2024/08/16	40528.86	40726.03	40453.58	40659.76	323210000
2024/08/15	40295.74	40590.51	40295.74	40563.06	446850000
2024/08/14	39800.59	40068.75	39737.20	40008.39	317800000
2024/08/13	39445.27	39792.80	39392.41	39765.64	365560000
2024/08/12	39556.01	39587.06	39251.72	39357.01	312380000
週4本値	39556.01	40726.03	39251.72	40659.76	

Historical Data by

 Arrangement by
<https://fx.najirane.com>

Crude Light Oil 5					出来高
Date	Open	High	Low	Close	
2024/08/16	78.16	78.16	75.54	76.60	77307
2024/08/15	77.52	78.60	76.93	78.16	195122
2024/08/14	78.73	79.10	76.83	76.98	357636
2024/08/13	79.74	80.15	78.16	78.35	370763
2024/08/12	76.99	80.16	76.70	80.06	376747
週4本値	76.99	80.16	75.54	76.60	

USDJPY 5					EURJPY 5					GBPJPY 5				
日付	始値	高値	安値	終値	日付	始値	高値	安値	終値	日付	始値	高値	安値	終値
2024/08/16	149.32	149.32	147.63	147.70	2024/08/16	163.84	163.84	162.30	162.83	2024/08/16	191.95	192.01	190.38	191.19
2024/08/15	147.26	149.39	147.06	149.32	2024/08/15	162.17	163.90	161.95	163.86	2024/08/15	188.93	192.01	188.76	191.95
2024/08/14	146.86	147.57	146.08	147.26	2024/08/14	161.43	162.59	160.60	162.17	2024/08/14	188.88	189.43	187.88	188.92
2024/08/13	147.20	147.95	146.60	146.86	2024/08/13	160.92	161.80	160.66	161.43	2024/08/13	187.90	189.52	187.61	188.88
2024/08/12	146.76	148.22	146.70	147.20	2024/08/12	160.25	161.95	160.20	160.92	2024/08/12	187.24	189.32	187.16	187.90

USDJPY Weekly 28					EURJPY Weekly 28					GBPJPY Weekly 28				
日付	始値	高値	安値	終値	日付	始値	高値	安値	終値	日付	始値	高値	安値	終値
2024/08/16	146.76	149.39	146.08	147.70	2024/08/16	160.25	163.90	160.20	162.83	2024/08/16	187.24	192.01	187.16	191.19
2024/08/09	146.47	147.89	141.70	146.65	2024/08/09	159.96	175.56	154.43	160.12	2024/08/09	187.61	208.20	180.12	187.12
2024/08/02	153.71	155.22	141.70	144.09	2024/08/02	166.85	167.95	154.43	159.97	2024/08/02	198.11	199.47	180.12	187.77
2024/07/26	157.41	157.61	151.95	154.02	2024/07/26	171.39	171.66	164.84	166.95	2024/07/26	202.96	203.62	195.87	197.94
2024/07/19	158.16	158.86	140.25	156.95	2024/07/19	172.25	172.93	169.99	171.36	2024/07/19	204.96	205.79	201.90	203.36

先週のIMM取り扱い対ドル8通貨チャート

※ 赤点線は週最高値/青天線は週最低値、BB中心線はSMA21

2024/08/12 ~ 2024/08/16

Chart by OANDA Japan MetaTrader4

