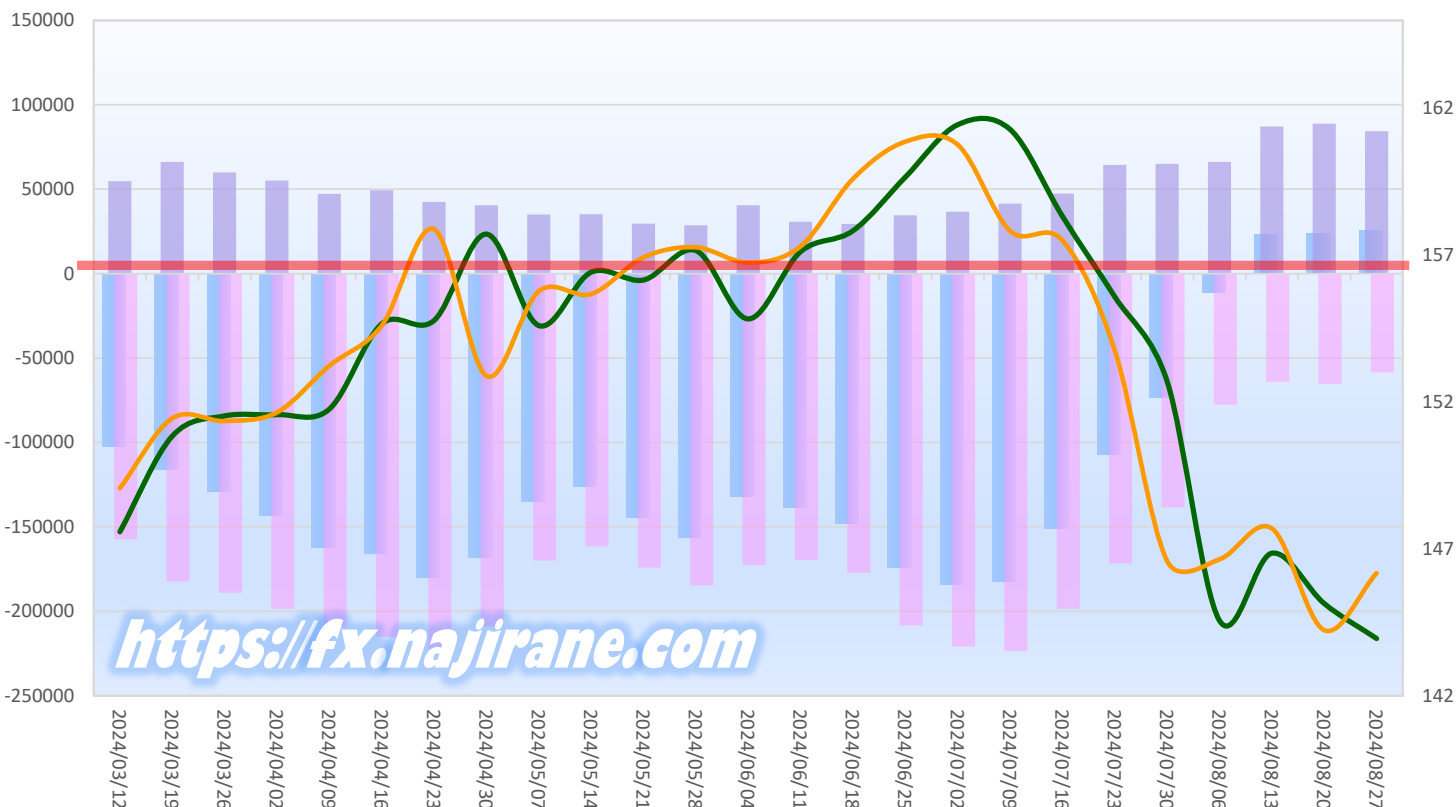


JAPANESE YEN - CHICAGO MERCANTILE EXCHANGE											Code-097741			
2024/03/05 ~ 2024/08/27											2024/09/13 NYクローズ時公表値			
Report_Date	Non Commercial Positions												参考引け値	
	Long	増減	増減(%)	Short	増減	増減(%)	売り越し	増減	増減(%)	売買計	増減	増減(%)	8/27(火)	8/30(金)
2024/08/27	84305	-4456	-5.0%	58437	-6739	-10.3%	-25868	2283	9.7%	142742	-11195	-7.3%	143.95	146.18
2024/08/20	88761	1660	1.9%	65176	1179	1.8%	-23585	481	2.1%	153937	2839	1.9%	145.14	144.23
2024/08/13	87101	20932	31.6%	63997	-13526	-17.4%	-23104	-34458	-303.5%	151098	7406	5.2%	146.86	147.70
2024/08/06	66169	1153	1.8%	77523	-60953	-44.0%	11354	-62106	-84.5%	143692	-59800	-29.4%	144.56	146.65
2024/07/30	65016	626	1.0%	138476	-33022	-19.3%	73460	-33648	-31.4%	203492	-32396	-13.7%	152.70	146.59
2024/07/23	64390	17034	36.0%	171498	-26930	-13.6%	107108	-43964	-29.1%	235888	-9896	-4.0%	155.59	153.76
2024/07/16	47356	5835	14.1%	198428	-25126	-11.2%	151072	-30961	-17.0%	245784	-19291	-7.3%	158.33	157.51
2024/07/09	41521	4807	13.1%	223554	2617	1.2%	182033	-2190	-1.2%	265075	7424	2.9%	161.29	157.83
2024/07/02	36714	2138	6.2%	220937	12461	6.0%	184223	10323	5.9%	257651	14599	6.0%	161.45	160.77
2024/06/25	34576	5147	17.5%	208476	31294	17.7%	173900	26147	17.7%	243052	36441	17.6%	159.66	160.87
2024/06/18	29429	-1334	-4.3%	177182	7840	4.6%	147753	9174	6.6%	206611	6506	3.3%	157.84	159.61
2024/06/11	30763	-9664	-23.9%	169342	-3186	-1.8%	138579	6478	4.9%	200105	-12850	-6.0%	157.13	157.31
2024/06/04	40427	11862	41.5%	172528	-12076	-6.5%	132101	-23938	-15.3%	212955	-214	-0.1%	154.83	156.75
2024/05/28	28565	-1049	-3.5%	184604	10623	6.1%	156039	11672	8.1%	213169	9574	4.7%	157.16	157.27
2024/05/21	29614	-5689	-16.1%	173981	12496	7.7%	144367	18185	14.4%	203595	6807	3.5%	156.16	156.93
2024/05/14	35303	313	0.9%	161485	-8427	-5.0%	126182	-8740	-6.5%	196788	-8114	-4.0%	156.42	155.68
2024/05/07	34990	-5445	-13.5%	169912	-38911	-18.6%	134922	-33466	-19.9%	204902	-44356	-17.8%	154.61	155.78
2024/04/30	40435	-1991	-4.7%	208823	-13522	-6.1%	168388	-11531	-6.4%	249258	-15513	-5.9%	157.72	152.90
2024/04/23	42426	-7037	-14.2%	222345	7263	3.4%	179919	14300	8.6%	264771	226	0.1%	154.78	157.89
2024/04/16	49463	2188	4.6%	215082	5656	2.7%	165619	3468	2.1%	264545	7844	3.1%	154.67	154.61
2024/04/09	47275	-7915	-14.3%	209426	11006	5.5%	162151	18921	13.2%	256701	3091	1.2%	151.76	153.24
2024/04/02	55190	-4779	-8.0%	198420	9345	4.9%	143230	14124	10.9%	253610	4566	1.8%	151.57	151.65
2024/03/26	59969	-6305	-9.5%	189075	6789	3.7%	129106	13094	11.3%	249044	484	0.2%	151.53	151.36
2024/03/19	66274	11351	20.7%	182286	25041	15.9%	116012	13690	13.4%	248560	36392	17.2%	150.84	151.45
2024/03/12	54923	252	0.5%	157245	-16269	-9.4%	102322	-16521	-13.9%	212168	-16017	-7.0%	147.58	149.07
2024/03/05	54671			173514			118843			228185			150.02	147.06

JAPANESE YEN - CHICAGO MERCANTILE EXCHANGE FUTURES ONLY POSITIONS

売越し Long Short 火曜終値 金曜終値

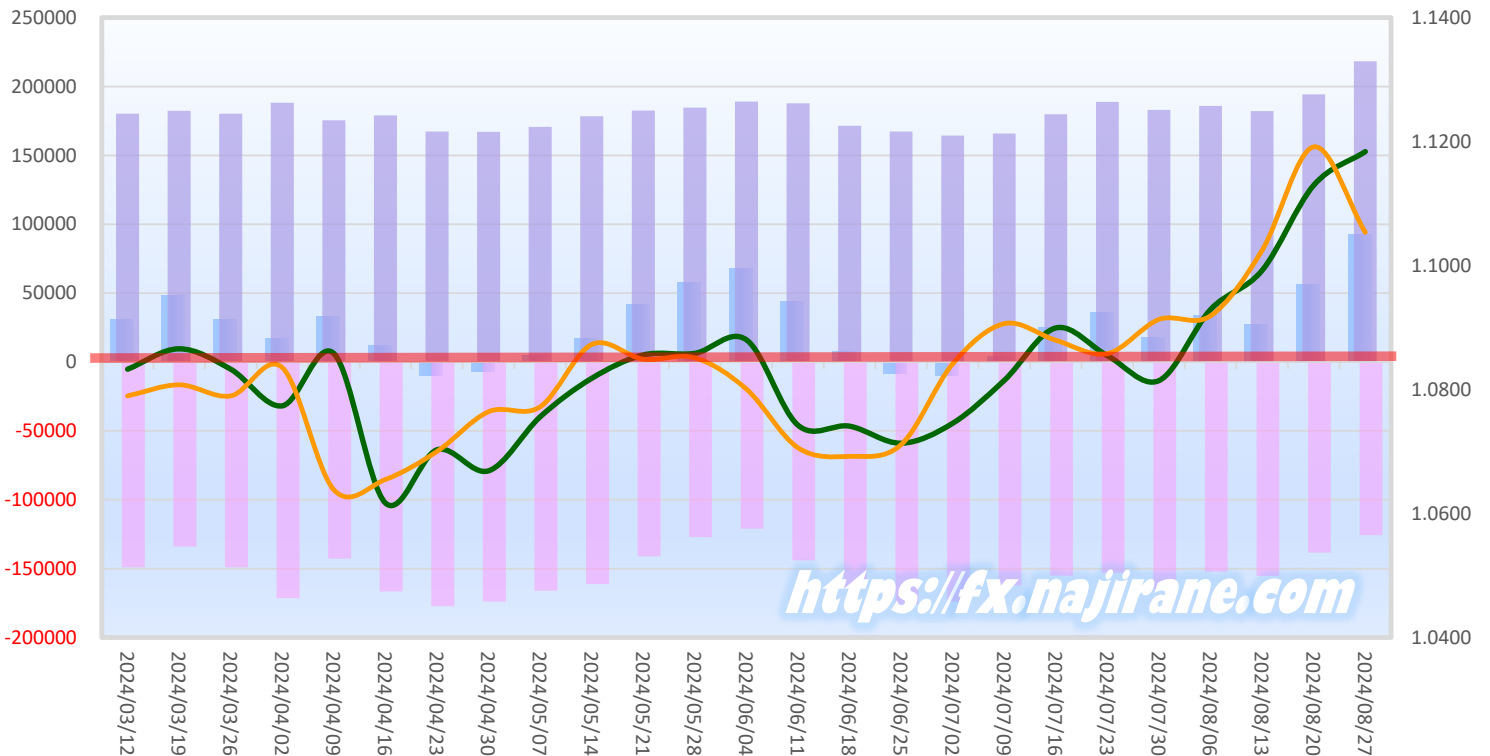


EURO FX - CHICAGO MERCANTILE EXCHANGE Code-099741
 2024/03/05 ~ 2024/08/27 2024/09/13 NYクローズ時公表値

Report_Date	Non Commercial Positions										参考引け値			
	Long	増減		Short	増減		売り越し	増減		売買計	増減		8/27(火)	8/30(金)
2024/08/27	218381	24031	12.4%	125543	-12790	-9.2%	-92838	36821	65.7%	343924	11241	3.4%	1.1184	1.1054
2024/08/20	194350	12138	6.7%	138333	-16896	-10.9%	-56017	29034	107.6%	332683	-4758	-1.4%	1.1130	1.1192
2024/08/13	182212	-3587	-1.9%	155229	3010	2.0%	-26983	-6597	-19.6%	337441	-577	-0.2%	1.0992	1.1025
2024/08/06	185799	2793	1.5%	152219	-12988	-7.9%	-33580	15781	88.7%	338018	-10195	-2.9%	1.0929	1.0919
2024/07/30	183006	-5923	-3.1%	165207	12184	8.0%	-17799	-18107	-50.4%	348213	6261	1.8%	1.0814	1.0913
2024/07/23	188929	8992	5.0%	153023	-2165	-1.4%	-35906	11157	45.1%	341952	6827	2.0%	1.0855	1.0858
2024/07/16	179937	14108	8.5%	155188	-7018	-4.3%	-24749	21126	583.1%	335125	7090	2.2%	1.0899	1.0880
2024/07/09	165829	1460	0.9%	162206	-11682	-6.7%	-3623	-13142	-138.1%	328035	-10222	-3.0%	1.0815	1.0906
2024/07/02	164369	-3001	-1.8%	173888	-1913	-1.1%	9519	1088	12.9%	338257	-4914	-1.4%	1.0746	1.0842
2024/06/25	167370	-4094	-2.4%	175801	12288	7.5%	8431	-16382	-206.0%	343171	8194	2.4%	1.0713	1.0711
2024/06/18	171464	-16233	-8.6%	163513	19460	13.5%	-7951	-35693	-81.8%	334977	3227	1.0%	1.0741	1.0692
2024/06/11	187697	-1260	-0.7%	144053	22966	19.0%	-43644	-24226	-35.7%	331750	21706	7.0%	1.0742	1.0706
2024/06/04	188957	4301	2.3%	121087	-5997	-4.7%	-67870	10298	17.9%	310044	-1696	-0.5%	1.0880	1.0801
2024/05/28	184656	2082	1.1%	127084	-14015	-9.9%	-57572	16097	38.8%	311740	-11933	-3.7%	1.0858	1.0851
2024/05/21	182574	4176	2.3%	141099	-20144	-12.5%	-41475	24320	141.8%	323673	-15968	-4.7%	1.0856	1.0849
2024/05/14	178398	7804	4.6%	161243	-4761	-2.9%	-17155	12565	273.7%	339641	3043	0.9%	1.0818	1.0873
2024/05/07	170594	3409	2.0%	166004	-7958	-4.6%	-4590	-11367	-167.7%	336598	-4549	-1.3%	1.0756	1.0772
2024/04/30	167185	-111	-0.1%	173962	-3323	-1.9%	6777	-3212	-32.2%	341147	-3434	-1.0%	1.0669	1.0764
2024/04/23	167296	-11616	-6.5%	177285	10597	6.4%	9989	-22213	-181.7%	344581	-1019	-0.3%	1.0703	1.0700
2024/04/16	178912	3493	2.0%	166688	23992	16.8%	-12224	-20499	-62.6%	345600	27485	8.6%	1.0617	1.0655
2024/04/09	175419	-12839	-6.8%	142696	-28768	-16.8%	-32723	15929	94.8%	318115	-41607	####	1.0858	1.0638
2024/04/02	188258	8065	4.5%	171464	22465	15.1%	-16794	-14400	-46.2%	359722	30530	9.3%	1.0774	1.0835
2024/03/26	180193	-2189	-1.2%	148999	14959	11.2%	-31194	-17148	-35.5%	329192	12770	4.0%	1.0833	1.0790
2024/03/19	182382	-11616	-6.0%	134040	14449	12.1%	-48342	-26065	-35.0%	316422	2833	0.9%	1.0866	1.0808
2024/03/12	193998	-6027	-3.0%	119591	-14123	-10.6%	-74407	8096	12.2%	313589	-20150	-6.0%	1.0928	1.0889
2024/03/05	200025			133714			-66311			333739			1.0857	1.0937

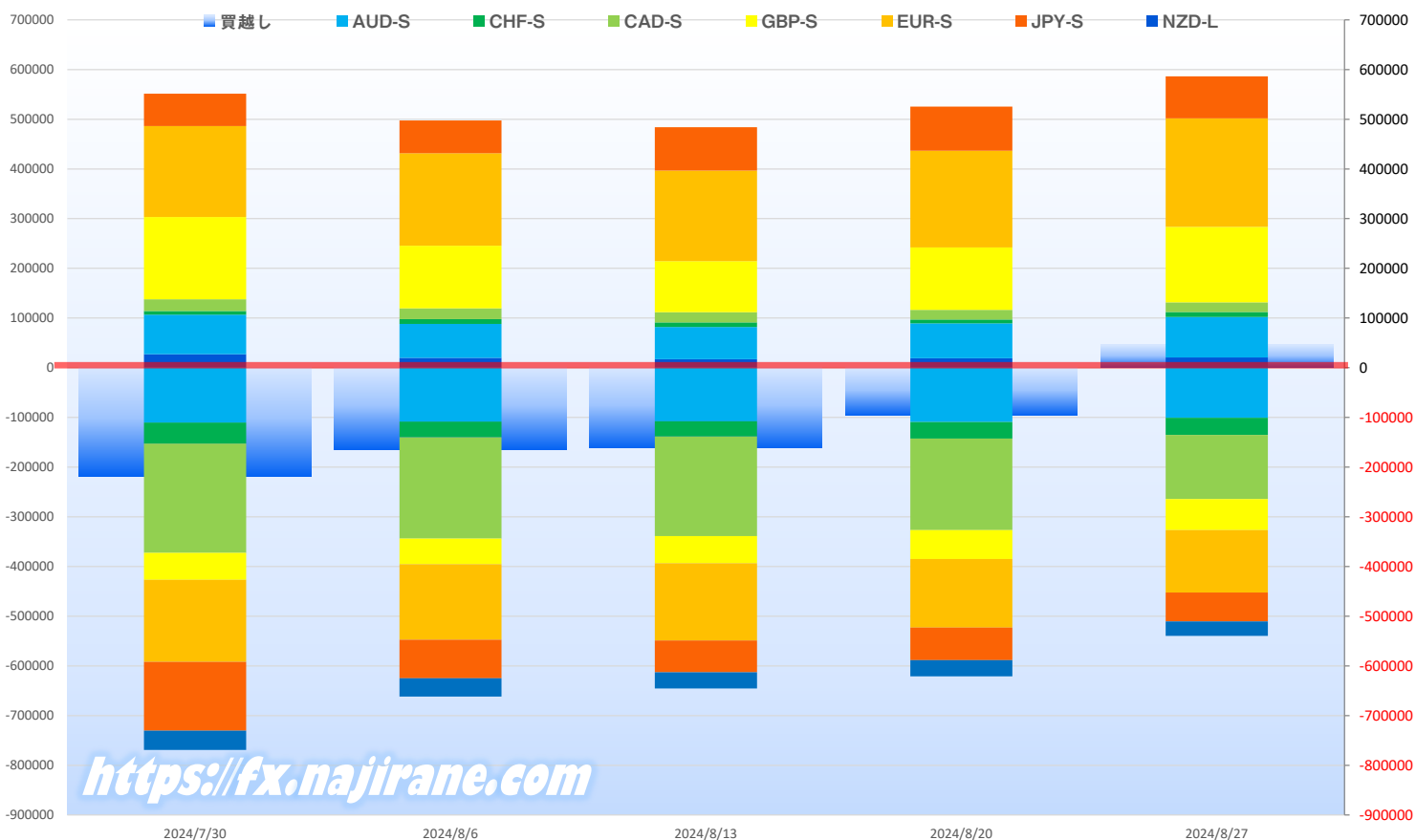
**EURO FX - CHICAGO MERCANTILE EXCHANGE
 FUTURES ONLY POSITIONS**

■ 売越し ■ Long ■ Short ■ 火曜終値 ■ 金曜終値



	2024/07/30			2024/08/06			2024/08/13			2024/08/20			2024/08/27		
	Long	Short	売り越し	Long	Short	売り越し	Long	Short	売り越し	Long	Short	売り越し	Long	Short	売り越し
JPY	65016	138476	73460	66169	77523	11354	87101	63997	-23104	88761	65176	-23585	84305	58437	-25868
	前週比 枚数増減 (枚)			1153	-60953	-62106	20932	-13526	34458	1660	1179	481	-4456	-6739	2283
	前週比 枚数増減 (%)			1.8%	-44.0%	-84.5%	31.6%	-17.4%	303.5%	1.9%	1.8%	2.1%	-5.0%	-10.3%	9.7%
EUR	183006	165207	-17799	185799	152219	-33580	182212	155229	-26983	194350	138333	-56017	218381	125543	-92838
	前週比 枚数増減 (枚)			2793	-12988	15781	-3587	3010	-6597	12138	-16896	29034	24031	-12790	36821
	前週比 枚数増減 (%)			1.5%	-7.9%	88.7%	-1.9%	2.0%	-19.6%	6.7%	-10.9%	107.6%	12.4%	-9.2%	65.7%
GBP	165635	54164	-111471	126080	51681	-74399	102603	54791	-47812	125634	58123	-67511	152163	62232	-89931
	前週比 枚数増減 (枚)			-39555	-2483	-37072	-23477	3110	-26587	23031	3332	19699	26529	4109	22420
	前週比 枚数増減 (%)			-23.9%	-4.6%	-33.3%	-18.6%	6.0%	-35.7%	22.4%	6.1%	41.2%	21.1%	7.1%	33.2%
AUD	79236	110606	31370	68193	108392	40199	65028	107644	42616	70554	109439	38885	81486	100645	19159
	前週比 枚数増減 (枚)			-11043	-2214	8829	-3165	-748	2417	5526	1795	-3731	10932	-8794	-19726
	前週比 枚数増減 (%)			-13.9%	-2.0%	28.1%	-4.6%	-0.7%	6.0%	8.5%	1.7%	-8.8%	15.5%	-8.0%	-50.7%
CAD	23726	219989	196263	21993	203625	181632	20668	200279	179611	19528	183938	164410	19325	129327	110002
	前週比 枚数増減 (枚)			-1733	-16364	-14631	-1325	-3346	-2021	-1140	-16341	-15201	-203	-54611	-54408
	前週比 枚数増減 (%)			-7.3%	-7.4%	-7.5%	-6.0%	-1.6%	-1.1%	-5.5%	-8.2%	-8.5%	-1.0%	-29.7%	-33.1%
CHF	7514	42034	34520	9570	31643	22073	9155	30819	21664	7600	33314	25714	9873	34485	24612
	前週比 枚数増減 (枚)			2056	-10391	-12447	-415	-824	-409	-1555	2495	4050	2273	1171	-1102
	前週比 枚数増減 (%)			27.4%	-24.7%	-36.1%	-4.3%	-2.6%	-1.9%	-17.0%	8.1%	18.7%	29.9%	3.5%	-4.3%
NZD	27299	38707	11408	19843	36594	16751	17050	32674	15624	18887	32656	13769	20648	28964	8316
	前週比 枚数増減 (枚)			-7456	-2113	5343	-2793	-3920	-1127	1837	-18	-1855	1761	-3692	-5453
	前週比 枚数増減 (%)			-27.3%	-5.5%	46.8%	-14.1%	-10.7%	-6.7%	10.8%	-0.1%	-11.9%	9.3%	-11.3%	-39.6%
MXN	99143	31483	-67660	96916	31580	-65336	82188	32094	-50094	66745	32099	-34646	66669	35949	-30720
	前週比 枚数増減 (枚)			-2227	97	-2324	-14728	514	-15242	-15443	5	-15448	-76	3850	-3926
	前週比 枚数増減 (%)			-2.2%	0.3%	-3.4%	-15.2%	1.6%	-23.3%	-18.8%	0.0%	-30.8%	-0.1%	12.0%	-11.3%
Total All 8	650575	800666	150091	594563	693257	98694	566005	677527	111522	592059	653078	61019	652850	575582	-77268
	前週比 枚数増減 (枚)			-56012	-107409	-51397	-28558	-15730	12828	26054	-24449	-50503	60791	-77496	138287
	前週比 枚数増減 (%)			-8.6%	-13.4%	-34.2%	-4.8%	-2.3%	13.0%	4.6%	-3.6%	-45.3%	10.3%	-11.9%	226.6%
Total 7 (MXN除く)	551432	769183	217751	497647	661677	164030	483817	645433	161616	525314	620979	95665	586181	539633	-46548
	前週比 枚数増減 (枚)			-53785	-107506	-53721	-13830	-16244	-2414	41497	-24454	-65951	60867	-81346	142213
	前週比 枚数増減 (%)			-9.8%	-14.0%	-24.7%	-2.8%	-2.5%	-1.5%	8.6%	-3.8%	-40.8%	11.6%	-13.1%	148.7%

直近5週 CFTC IMM主要7通貨の売買構成

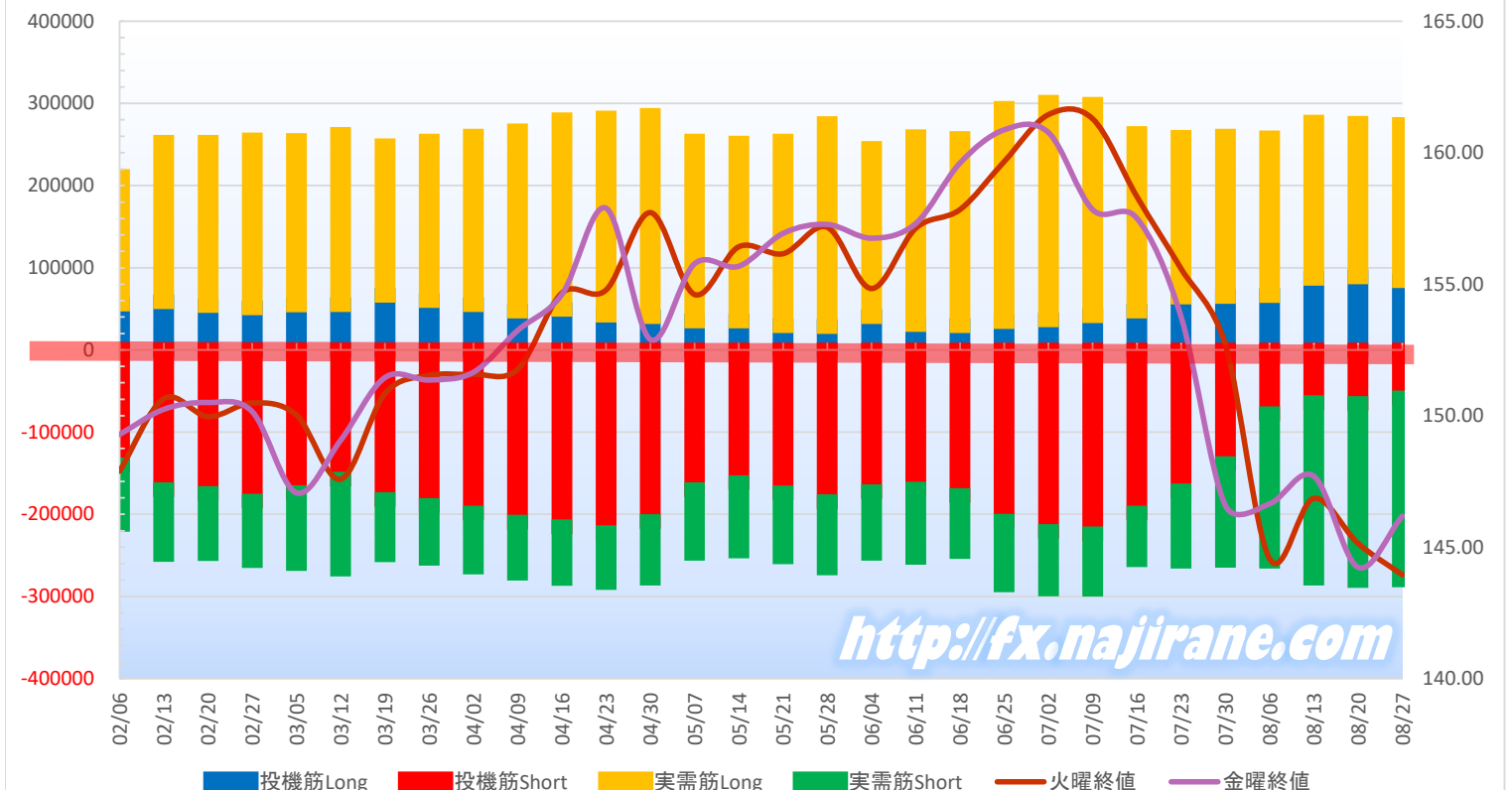


JAPANESE YEN - CHICAGO MERCANTILE EXCHANGE
FUTURES ONLY POSITIONS

Code-097741
2024/09/13 公表値

Date	投機筋集計				実需筋集計				投機筋+実需筋合計				ドル円終値	
	円買い	円売り	売り越し	売買計	円買い	円売り	売り越し	売買計	円買い	円売り	売り越し	売買計	火曜締め	金曜締め
2024/08/27	84305	58437	-25868	142742	190141	221591	31450	411732	274446	280028	5582	554474	143.95	146.18
2024/08/20	88761	65176	-23585	153937	187055	215456	28401	402511	275816	280632	4816	556448	145.14	144.23
2024/08/13	87101	63997	-23104	151098	190064	213591	23527	403655	277165	277588	423	554753	146.86	147.70
2024/08/06	66169	77523	11354	143692	191829	179633	-12196	371462	257998	257156	-842	515154	144.56	146.65
2024/07/30	65016	138476	73460	203492	195104	117524	-77580	312628	260120	256000	-4120	516120	152.70	146.59
2024/07/23	64390	171498	107108	235888	194534	85766	-108768	280300	258924	257264	-1660	516188	155.59	153.76
2024/07/16	47356	198428	151072	245784	216042	56953	-159089	272995	263398	255381	-8017	518779	158.33	157.51
2024/07/09	41521	223554	182033	265075	257455	67588	-189867	325043	298976	291142	-7834	590118	161.29	157.83
2024/07/02	36714	220937	184223	257651	264603	70058	-194545	334661	301317	290995	-10322	592312	161.45	160.77
2024/06/25	34576	208476	173900	243052	259292	77434	-181858	336726	293868	285910	-7958	579778	159.66	160.87
2024/06/18	29429	177182	147753	206611	227907	68141	-159766	296048	257336	245323	-12013	502659	157.84	159.61
2024/06/11	30763	169342	138579	200105	228809	83182	-145627	311991	259572	252524	-7048	512096	157.13	157.31
2024/06/04	40427	172528	132101	212955	204830	74935	-129895	279765	245257	247463	2206	492720	154.83	156.75
2024/05/28	28565	184604	156039	213169	246911	80789	-166122	327700	275476	265393	-10083	540869	157.16	157.27
2024/05/21	29614	173981	144367	203595	224424	77907	-146517	302331	254038	251888	-2150	505926	156.16	156.93
2024/05/14	35303	161485	126182	196788	216442	83148	-133294	299590	251745	244633	-7112	496378	156.42	155.68
2024/05/07	34990	169912	134922	204902	219305	77532	-141773	296837	254295	247444	-6851	501739	154.61	155.78
2024/04/30	40435	208823	168388	249258	244920	68798	-176122	313718	285355	277621	-7734	562976	157.72	152.90
2024/04/23	42426	222345	179919	264771	239847	60703	-179144	300550	282273	283048	775	565321	154.78	157.89
2024/04/16	49463	215082	165619	264545	230642	62900	-167742	293542	280105	277982	-2123	558087	154.67	154.61
2024/04/09	47275	209426	162151	256701	219256	62314	-156942	281570	266531	271740	5209	538271	151.76	153.24
2024/04/02	55190	198420	143230	253610	205195	65701	-139494	270896	260385	264121	3736	524506	151.57	151.65
2024/03/26	59969	189075	129106	249044	194045	64457	-129588	258502	254014	253532	-482	507546	151.53	151.36
2024/03/19	66274	182286	116012	248560	182299	67180	-115119	249479	248573	249466	893	498039	150.84	151.45
2024/03/12	54923	157245	102322	212168	207478	109601	-97877	317079	262401	266846	4445	529247	147.58	149.07
2024/03/05	54671	173514	118843	228185	200129	86604	-113525	286733	254800	260118	5318	514918	150.02	147.06
2024/02/27	51261	183966	132705	235227	204425	72443	-131982	276868	255686	256409	723	512095	150.49	150.15
2024/02/20	53862	174640	120778	228502	199061	73207	-125854	272268	252923	247847	-5076	500770	149.96	150.50
2024/02/13	58554	170090	111536	228644	194067	78895	-115172	272962	252621	248985	-3636	501606	150.65	150.24
2024/02/06	55646	139876	84230	195522	155571	72588	-82983	228159	211217	212464	1247	423681	147.89	149.28

JAPANESE YEN - CHICAGO MERCANTILE EXCHANGE
FUTURES ONLY POSITIONS Cord-097741

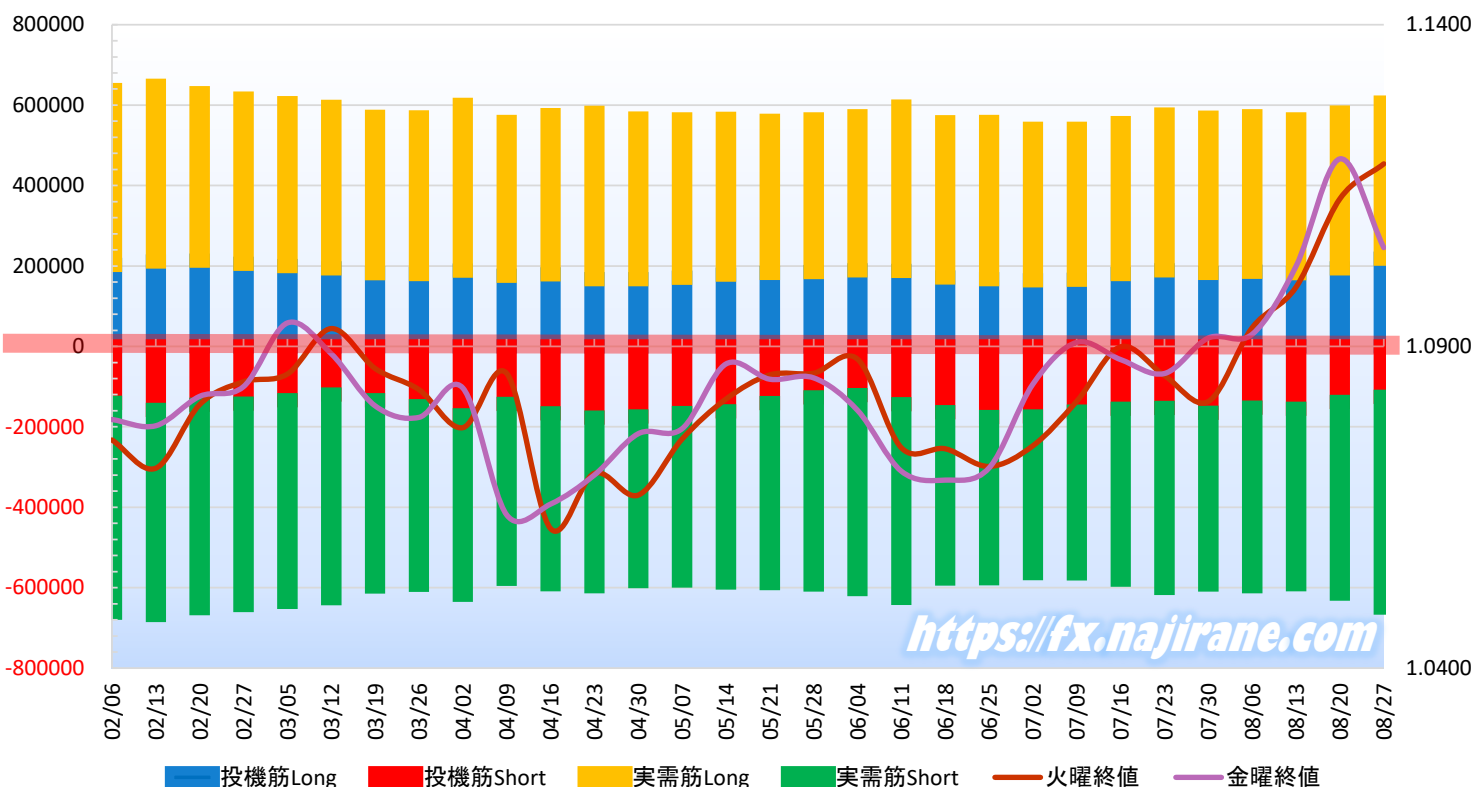


**EURO FX - CHICAGO MERCANTILE EXCHANGE
FUTURES ONLY POSITIONS**

**Code-099741
2024/09/13 公表値**

Date	投機筋集計				実需筋集計				投機筋+実需筋合計				ユーロドル終値	
	EUR買い	EUR売り	売り越し	売買計	EUR買い	EUR売り	売り越し	売買計	EUR買い	EUR売り	売り越し	売買計	火曜締め	金曜締め
2024/08/27	218381	125543	-92838	343924	388226	523748	135522	911974	606607	649291	42684	1255898	1.1184	1.1054
2024/08/20	194350	138333	-56017	332683	386948	476172	89224	863120	581298	614505	33207	1195803	1.1130	1.1192
2024/08/13	182212	155229	-26983	337441	382394	436421	54027	818815	564606	591650	27044	1156256	1.0992	1.1025
2024/08/06	185799	152219	-33580	338018	386568	444428	57860	830996	572367	596647	24280	1169014	1.0929	1.0919
2024/07/30	183006	165207	-17799	348213	386079	426892	40813	812971	569085	592099	23014	1161184	1.0814	1.0913
2024/07/23	188929	153023	-35906	341952	387742	447615	59873	835357	576671	600638	23967	1177309	1.0855	1.0858
2024/07/16	179937	155188	-24749	335125	375217	424766	49549	799983	555154	579954	24800	1135108	1.0899	1.0880
2024/07/09	165829	162206	-3623	328035	375248	402487	27239	777735	541077	564693	23616	1105770	1.0815	1.0906
2024/07/02	164369	173888	9519	338257	376888	389609	12721	766497	541257	563497	22240	1104754	1.0746	1.0842
2024/06/25	167370	175801	8431	343171	390837	400604	9767	791441	558207	576405	18198	1134612	1.0713	1.0711
2024/06/18	171464	163513	-7951	334977	386112	413976	27864	800088	557576	577489	19913	1135065	1.0741	1.0692
2024/06/11	187697	144053	-43644	331750	409006	481351	72345	890357	596703	625404	28701	1222107	1.0742	1.0706
2024/06/04	188957	121087	-67870	310044	383423	482209	98786	865632	572380	603296	30916	1175676	1.0880	1.0801
2024/05/28	184656	127084	-57572	311740	380224	464876	84652	845100	564880	591960	27080	1156840	1.0858	1.0851
2024/05/21	182574	141099	-41475	323673	378118	447571	69453	825689	560692	588670	27978	1149362	1.0856	1.0849
2024/05/14	178398	161243	-17155	339641	387812	426094	38282	813906	566210	587337	21127	1153547	1.0818	1.0873
2024/05/07	170594	166004	-4590	336598	393845	416124	22279	809969	564439	582128	17689	1146567	1.0756	1.0772
2024/04/30	167185	173962	6777	341147	399163	409900	10737	809063	566348	583862	17514	1150210	1.0669	1.0764
2024/04/23	167296	177285	9989	344581	413769	419034	5265	832803	581065	596319	15254	1177384	1.0703	1.0700
2024/04/16	178912	166688	-12224	345600	395979	424633	28654	820612	574891	591321	16430	1166212	1.0617	1.0655
2024/04/09	175419	142696	-32723	318115	383114	435146	52032	818260	558533	577842	19309	1136375	1.0858	1.0638
2024/04/02	188258	171464	-16794	359722	412480	445912	33432	858392	600738	617376	16638	1218114	1.0774	1.0835
2024/03/26	180193	148999	-31194	329192	389331	443503	54172	832834	569524	592502	22978	1162026	1.0833	1.0790
2024/03/19	182382	134040	-48342	316422	388839	462969	74130	851808	571221	597009	25788	1168230	1.0866	1.0808
2024/03/12	193998	119591	-74407	313589	402081	506685	104604	908766	596079	626276	30197	1222355	1.0928	1.0889
2024/03/05	200025	133714	-66311	333739	404771	501537	96766	906308	604796	635251	30455	1240047	1.0857	1.0937
2024/02/27	205234	142380	-62854	347614	411117	501018	89901	912135	616351	643398	27047	1259749	1.0845	1.0838
2024/02/20	213194	145178	-68016	358372	416183	505634	89451	921817	629377	650812	21435	1280189	1.0810	1.0822
2024/02/13	210848	158010	-52838	368858	437266	509530	72264	946796	648114	667540	19426	1315654	1.0711	1.0777
2024/02/06	202450	140297	-62153	342747	434993	521879	86886	956872	637443	662176	24733	1299619	1.0755	1.0786

**EURO FX - CHICAGO MERCANTILE EXCHANGE
FUTURES ONLY POSITIONS Code-099741**



Bitcoin/USD 及び CME Futures (当月及び限月別)

※取引単位=5ビットコイン
(CME CFビットコイン参考基準レート=BRRを対象)

Bitcoin/USD						CME Futures 2024/08		CME Futures 2024/09		CME Futures 2024/10		CME Futures 2024/11		CME Futures 2024/12	
Date	Open	High	Low	Close		Close	Volume	Close	Volume	Close	Volume	Close	Volume	Close	Volume
2024/8/30	59374	59782	57925	59235	59155	773	59275	8235	59660	1351	59930	239	60890	38	
2024/8/29	59027	61184	58786	59388	59275	13769	59645	9624	60120	536	60610	59	61085	63	
2024/8/28	59508	60236	57891	59028	58950	13769	59340	9624	59795	536	60255	59	60710	63	
2024/8/27	62880	63211	58117	59504	62055	11849	62540	8770	63025	532	63515	79	63995	81	
2024/8/26	64342	64490	62850	62881	63330	11300	63860	7660	64320	149	64810	5	65290	17	
2024/8/25	64176	64996	63834	64334	0	0	0	0	0	0	0	0	0	0	
2024/8/24	64104	64514	63620	64179	0	0	0	0	0	0	0	0	0	0	
2024/8/23	60381	64947	60372	64094	63815	19987	64330	10565	64770	392	65250	6	65725	7	
2024/8/22	61168	61408	59815	60382	60350	9974	60835	5018	61255	249	61705	8	62180	5	
2024/8/21	59015	61834	58823	61175	61730	8981	62240	3800	62685	126	63170	2	63610	1	
2024/8/20	59493	61396	58611	59013	59670	10871	60165	3857	60590	98	61065	1	61550	1	
2024/8/19	58481	59613	57865	59493	59200	6577	59690	1994	60110	161	60570	3	61055	0	
2024/8/18	59468	60263	58445	58484	0	0	0	0	0	0	0	0	0	0	
2024/8/17	58894	59695	58815	59479	0	0	0	0	0	0	0	0	0	0	
2024/8/16	57560	59847	57110	58894	59990	10524	60490	4458	60920	185	61380	1	61860	1	
2024/8/15	58733	59839	56162	57560	57220	9285	57685	3085	58110	35	58560	0	59045	0	
2024/8/14	60611	61688	58473	58737	59080	7782	59565	1781	59995	36	60455	2	60945	5	
2024/8/13	59356	61572	58506	60610	61105	7446	61605	2642	62030	205	62495	0	62985	0	
2024/8/12	58719	60680	57689	59355	59200	8516	59695	1979	60130	99	60585	4	61075	1	
2024/8/11	60945	61779	58349	58719	0	0	0	0	0	0	0	0	0	0	
2024/8/10	60881	61465	60288	60946	0	0	0	0	0	0	0	0	0	0	
2024/8/9	61728	61752	59588	60880	60990	8408	61485	1996	61920	156	62385	4	62875	3	
2024/8/8	55030	62674	54767	61710	59695	11456	60195	2990	60640	223	61095	9	61590	6	
2024/8/7	56041	57727	54621	55027	55000	9708	55460	1698	55870	63	56280	4	56775	2	
2024/8/6	53991	57060	53973	56034	57145	11490	57605	1960	58040	38	58485	6	58980	1	
2024/8/5	58110	58269	49121	53991	53770	30884	54175	3224	54565	122	54970	51	55410	51	
2024/8/4	60676	61063	57211	58117	0	0	0	0	0	0	0	0	0	0	
2024/8/3	61415	62148	59837	60680	0	0	0	0	0	0	0	0	0	0	
2024/8/2	65354	65523	61185	61415	62945	11759	63450	1846	63915	121	64375	34	64880	30	
2024/8/1	64626	65593	62249	65358	63790	11015	64325	1919	64840	176	65360	54	65920	55	
2024/7/31	66201	66810	64532	64619	65685	7240	66255	1723	66810	68	67390	22	67965	36	
2024/7/30	66819	66988	65323	66201	66385	246336	66960	13624	67495	868	68065	126	68640	330	
2024/7/29	68259	69988	66533	66820	67860	12489	68440	2588	68970	120	69530	25	70090	4	
2024/7/28	67809	68302	67086	68256	0	0	0	0	0	0	0	0	0	0	
2024/7/27	67912	69399	66705	67813	0	0	0	0	0	0	0	0	0	0	
2024/7/26	65772	68208	65744	67912	68775	8446	69350	1581	69875	132	70395	1	70955	2	
2024/7/25	65376	66112	63473	65777	65390	9576	65900	1448	66375	8	66865	2	67380	5	
2024/7/24	65928	67114	65147	65372	66445	8317	66915	727	67400	26	67890	4	68415	5	
2024/7/23	67585	67779	65484	65928	66295	8216	66780	475	67250	6	67720	0	68245	3	
2024/7/22	68153	68480	66611	67585	69090	9603	69600	336	70075	68	70550	7	71060	4	
2024/7/21	67165	68373	65842	68155	0	0	0	0	0	0	0	0	0	0	
2024/7/20	66710	67611	66300	67164	0	0	0	0	0	0	0	0	0	0	
2024/7/19	63972	67443	63329	66710	68245	10607	68720	422	69175	35	69655	4	70160	10	
2024/7/18	64105	65105	63246	63974	64295	2667	64770	80	65215	12	65675	0	66200	1	
2024/7/17	65092	66067	63896	64119	65400	2931	65880	114	66335	10	66805	0	67330	0	
2024/7/16	64784	65354	62488	65097	66130	4050	66620	332	67070	124	67540	4	68065	6	
2024/7/15	60815	64870	60705	64870	64355	4646	64815	323	65245	39	65715	6	66210	9	
2024/7/14	59225	61330	59225	60788	0	0	0	0	0	0	0	0	0	0	
2024/7/13	57909	59787	57796	59232	0	0	0	0	0	0	0	0	0	0	
2024/7/12	57341	58533	56590	57899	58440	2533	58850	155	59265	14	59700	5	60185	0	
2024/7/11	57730	59299	57120	57345	58185	2323	58590	289	58980	10	59415	0	59900	0	
2024/7/10	58034	59359	57178	57742	58230	1943	58630	85	59025	0	59460	0	59945	0	
2024/7/9	56705	58239	56317	58009	58770	2586	59165	346	59590	3	60025	0	60510	0	
2024/7/8	55850	58131	54321	56705	57360	2820	57755	104	58205	2	58640	0	59125	1	
2024/7/7	58239	58371	55793	55849	0	0	0	0	0	0	0	0	0	0	
2024/7/6	56559	58473	56039	58304	0	0	0	0	0	0	0	0	0	0	
2024/7/5	57023	57497	53717	56662	57290	2745	57695	300	58100	32	58540	33	59025	21	
2024/7/4	60147	60400	56778	56978	0	0	0	0	0	0	0	0	0	0	
2024/7/3	62034	62188	59419	60174	60450	1656	60880	226	61315	90	61760	32	62245	2	
2024/7/2	62844	63203	61753	62029	62800	1645	63250	129	63715	3	64200	0	64710	0	
2024/7/1	62674	63777	62496	62852	64310	1626	64810	210	65270	3	65770	2	66280	7	
2024/6/30	60888	62893	60633	62678	0	0	0	0	0	0	0	0	0	0	
2024/6/29	60320	61098	60301	60887	0	0	0	0	0	0	0	0	0	0	
2024/6/28	61613	62126	59985	60320	60910	1761	61375	61	61840	8	62315	0	62825	0	
2024/6/27	60811	62294	60585	61605	62425	1236	62900	108	63355	0	63810	0	64305	0	
2024/6/26	61790	62434	60695	60811	61935	320	62385	107	62825	0	63280	0	63775	1	
2024/6/25	60266	62258	60240	61805	63065	277	63505	51	63945	2	64420	1	64920	1	
2024/6/24	63173	63293	58602	60277	60085	612	60510	91	60945	6	61400	0	61950	1	
2024/6/23	64249	64492	63181	63181	0	0	---	---	---	---	---	---	---	---	
2024/6/22	64114	64475	63930	64253	0	0	---	---	---	---	---	---	---	---	

Bitcoin/USD



<https://fx.najirane.com>

Date	BTC(BitCoin)/JPY					ETH(Ethereum)/JPY					XRP(Ripple)/JPY				
	Open	High	Low	Close	Volume	Open	High	Low	Close	Volume	Open	High	Low	Close	Volume
2024/8/30	8602941.00	8650480.00	8454356.00	8660480.00	4754165.99	366339.13	369340.16	356457.81	369340.16	2279421.77	81.4358	82.8908	80.1826	82.8240	162678.11
2024/8/29	8567064.00	8691055.00	8372598.50	8525862.00	5819364.29	353966.44	369194.72	349195.44	365200.53	2940702.20	81.7070	84.5487	80.7344	82.3083	193817.22
2024/8/28	9086676.00	9148814.00	8358632.00	8566518.00	5629594.07	387518.31	391044.41	345348.59	353970.78	2595546.11	84.8923	86.4194	80.2477	81.7080	204483.73
2024/8/27	9260897.00	9273797.00	9082264.00	9086813.00	4000300.50	395704.34	396691.41	385634.78	387477.50	1774863.18	86.3859	86.4576	83.9058	84.8946	161678.46
2024/8/26	9264821.00	934648.00	9215326.00	9259648.00	2709903.80	399760.88	402579.31	394995.47	395691.41	1349438.41	88.5116	88.6504	86.1404	86.3855	125465.20
2024/8/25	9254355.00	9313529.00	9184489.00	9265200.00	3093826.43	399238.75	407112.06	395239.13	39802.94	1698571.35	88.2413	91.0140	87.4324	88.5117	161201.15
2024/8/24	8828571.00	9376083.00	882769.00	9252982.00	6139916.97	383508.38	404125.25	383454.13	399089.41	2433587.08	87.3778	88.8760	86.2277	88.2415	181071.61
2024/8/23	8877125.00	8969452.00	8698239.00	8828711.00	4003922.84	381807.34	386310.88	376213.50	38353.53	1567899.09	87.1159	87.8084	86.3570	87.3779	137978.70
2024/8/22	8576278.00	8971374.00	8551380.00	8878123.00	4750148.01	373933.78	386360.53	369616.75	381884.44	1852683.28	86.3843	87.6504	85.4701	87.1157	171993.21
2024/8/21	8728701.00	9040906.00	8536866.00	8579599.00	4594177.02	386937.66	396986.31	372511.75	373933.47	1925464.28	87.8262	89.9336	85.8154	86.3844	185312.27
2024/8/20	8652748.00	8743985.00	8469291.00	8728701.00	3801644.66	386575.22	388138.06	375754.50	386937.66	1756050.39	83.4302	89.2139	83.1076	87.8257	233615.82
2024/8/19	8780767.00	8898901.00	8646064.00	8653229.00	2624885.26	385986.34	396310.63	383420.91	386669.72	1362298.08	83.6205	85.4556	83.4276	83.4304	93753.55
2024/8/18	8695924.00	8814216.00	8684304.00	8782367.00	2006584.79	382894.06	387841.41	382247.06	386050.91	985828.75	83.3533	84.2431	83.0009	83.6199	71125.62
2024/8/17	8589969.00	8839485.00	8515332.00	8696009.00	4333812.85	383544.94	388540.09	380673.19	382896.94	1960203.04	83.7140	84.9667	82.2274	83.3537	150787.45
2024/8/16	8650029.00	8912538.00	8388640.00	8589943.00	5324966.00	382180.44	398375.72	376204.06	383545.34	2439354.85	83.8285	84.6791	82.3581	83.7138	173598.94
2024/8/15	8906551.00	9064234.00	8607616.00	8650620.00	4412653.75	397281.28	407792.38	387243.66	392184.78	2330704.43	84.7009	85.5149	83.1596	83.8286	167684.58
2024/8/14	8727126.00	9040998.00	8637044.00	8906333.00	4456533.93	400553.56	403381.28	388605.03	397293.75	2407424.11	83.6259	85.6613	83.1610	84.6995	183079.47
2024/8/13	8636317.00	8970909.00	8490392.00	8726877.00	5451661.52	375562.53	404429.59	383404.31	400572.44	3183647.73	81.3239	85.4511	81.1318	83.6259	17565.81
2024/8/12	8938422.00	9060705.00	8551021.00	8636329.00	3347453.53	382788.59	398749.75	372848.84	375256.59	1999587.02	85.8843	86.9830	80.4689	81.3241	176891.04
2024/8/11	8929693.00	9015246.00	8842612.00	8938557.00	2309345.28	381291.13	387648.50	378516.00	382796.41	1372923.79	85.2397	88.2049	85.0120	85.8834	166324.98
2024/8/10	9117040.00	9120534.00	8719962.00	8929530.00	4092659.58	396376.06	398448.38	374395.81	381293.53	2626512.10	91.2144	91.7879	83.4302	85.2401	296924.25
2024/8/9	8050792.50	9230239.00	7976147.00	9114371.00	6690425.85	341886.38	400874.16	338755.19	396321.81	3466184.47	87.9030	94.4364	84.6734	91.2140	517333.53
2024/8/8	8111879.50	8499504.00	8001822.50	8050417.00	6091499.23	355938.56	375682.88	339346.03	341838.75	3549810.83	73.1988	93.9978	72.5045	87.8974	62790.43
2024/8/7	7872903.50	8283845.00	7870268.00	8110965.50	7136243.48	352481.13	369539.78	352372.84	35599.10	3769578.07	71.3717	75.3659	71.3481	73.1996	252954.13
2024/8/6	8460429.00	8492128.00	6984491.50	7872919.50	15892848.49	391057.41	392899.88	300772.94	352471.88	9867223.25	76.2009	76.5550	61.6944	71.3729	61154.60
2024/8/5	8894812.00	8951526.00	8461222.00	84623764.88	425578.28	429739.09	386947.28	391111.47	425621.81	2615854.58	82.2063	84.5188	79.5237	81.5642	194344.86
2024/8/4	9003104.00	9110641.00	8771736.00	8895398.00	4654835.52	477225.47	442027.31	419434.31	425621.81	2615854.58	82.2063	84.5188	79.5237	81.5642	194344.86
2024/8/3	9720554.00	9762359.00	8969399.00	9003141.00	6312509.08	477669.41	478935.03	434791.44	437734.59	3137168.44	88.9906	88.9910	80.5310	82.2062	276209.09
2024/8/2	9680305.00	9793203.00	9317203.00	9751151.00	6113434.68	484008.75	485411.69	460682.31	477664.19	3016413.58	93.4591	94.2171	85.5889	88.9907	296992.37
2024/8/1	10105730.00	10032801.00	9681904.00	9679317.00	4687346.41	500496.75	502710.13	482119.69	480493.88	2146918.67	95.8441	100.5728	93.5793	93.4598	362345.37
2024/7/31	10279554.00	10377554.00	10004116.00	10105691.00	4790282.33	510852.06	519780.81	495550.16	500493.88	2144109.73	92.6256	98.2895	91.8583	95.8465	335452.75
2024/7/30	10522258.00	10767079.00	10243574.00	10279687.00	6273768.18	504300.56	525290.13	510564.41	510837.28	2820664.30	92.7908	94.0872	91.3458	92.6259	181291.86
2024/7/29	10424564.00	10500386.00	10313440.00	10521767.00	2781387.26	499255.53	504735.41	492232.09	504302.28	1381082.72	91.7483	94.2266	91.0353	92.7912	141207.59
2024/7/28	10441102.00	10668980.00	10254927.00	10425824.00	533360.09	503651.97	511541.91	491238.16	499261.10	2336500.59	92.8276	93.6048	90.1969	91.7483	154960.00
2024/7/27	10109588.00	10486577.00	10099593.00	10441140.00	4687474.49	487873.88	505169.31	487796.13	500271.66	2458981.16	92.1956	93.5710	90.1915	92.8275	213066.76
2024/7/26	10063298.00	10177442.00	9727500.00	10110420.00	5889400.78	513565.75	513802.97	475204.09	487931.69	3887825.79	95.2598	96.9458	90.3247	92.1959	354579.43
2024/7/25	10269243.00	10306493.00	10009239.00	10062722.00	4228597.92	542398.88	543690.25	508442.06	513562.22	2469180.26	93.0632	96.6702	92.4292	95.2585	29759.46
2024/7/24	10604259.00	10625750.00	10192024.00	10269214.00	5546111.50	539866.88	551983.50	528964.50	542372.56	3811317.44	95.3401	96.4086	91.0230	93.0628	25821.30
2024/7/23	10790621.00	10780960.00	10454406.00	10604328.00	6691773.22	556757.69	560470.19	538116.31	539812.19	2937726.10	94.0589	97.8054	91.7625	95.3401	321984.44
2024/7/22	10578134.00	10768527.00	10369174.00	10729305.00	4195752.11	554291.88	558581.88	537881.19	556754.25	2179709.11	93.6548	95.6231	90.6508	94.0589	234482.70
2024/7/21	10506480.00	10648349.00	10441858.00	10577935.00	2997062.92	552133.56	557517.06	548474.56	554271.25	1631678.90	90.3595	95.0927	90.0606	93.6546	242383.72
2024/7/20	10055010.00	10622249.00	9958222.00	10506516.00	5827922.21	538475.81	557692.25	530995.06	552135.69	2788548.16	89.5295	92.2396	85.3692	90.3631	368565.87
2024/7/19	9979334.00	10185603.00	9954946.00	10055284.00	4281405.91	527422.56	548333.19	529657.50	538530.75	2363261.48	97.5426	98.9724	87.9520	89.5242	469443.85
2024/7/18	10308072.00	10472453.00	9984356.00	9981522.00	5063253.74	545832.13	557349.13	528015.63	527535.00	2605818.49	91.7507	99.4444	91.7507	97.5265	57722.74
2024/7/17	10245835.00	10348282.00	9907170.00	10308914.00	6590606.27	551343.31	553255.56	531408.75	545321.69	3237974.67	85.0472	93.9421	84.7082	91.7511	535368.45
2024/7/16	9626152.00	10259340.00	9607654.00	10259394.00	6024754.44	513811.75	525355.75	512322.06	551882.38	2895063.83	82.7408	85.2048	82.4914	85.0670	278406.14
2024/7/15	9348998.00	9699911.00	9348998.00	9621773.00	3517625.08	501464.34	517300.59	499836.78	513487.84	1664791.73	83.0634	85.1794	81.2646	82.7611	248550.46
2024/7/14	9140605.00	9437686.00	9122879.00	9350057.00	2696172.17	494773.16	505134.16	491699.84	501536.50	1352044.30	74.9322	88.9638	74.8819	83.0836	451000.71
2024/7/13	9075327.00	9241159.00	9005211.00	9139141.00	4041590.48	490631.97	498354.50	485459.69	494711.28	2012782.35	71.0685	75.3572	70.8479	74.9337	251982.06
2024/7/12	9328891.00	9539536.00	9232709.00	9075916.00	4543552.09	501161.81	508707.53	494156.69	490685.88	2410450.27	70.9486	72.8453	70.6535	71.0692	174414.95
2024/7/11	9362674.00	9586697.00	9246478.00	9330927.00	4229804.31	494663.50	500914.06	488688.31	501304.59	2355848.95	70.3159	71.4615	69.7950	70.9465	156347.22
2024/7/10	9121572.00	9395468.00	9057190.00	9358696.00	4492994.36	485608.47	500126.38	483364.63	494324.00	2463518.17	69.4004	70.4386	68.9182	70.3269	159073.06
2024/7/9	8971759.00	9363127.00	8725884.00	9121653.00	6396834.19	470657.38	497808.69	454092.66	485597.00	3639868.22	67.4377	71.0579	65.0044	69.4084	247325.37
2024/7/8	9361115.00	9382282.00	8960854.00	8971685.00	3301722.50	493039									

Date	日経平均(△N225)					CME日経平均先物ドル建て(NKD)					CME日経平均先物円建て(NIY)					USDJPY
	Open	High	Low	Close	Volume	Open	High	Low	Close	Volume	Open	High	Low	Close	Volume	
2024-08-30	38,388.04	38,669.79	38,316.87	38,647.75		38,430.0	39,085.0	38,340.0	39,065.0	7,276	38,400.0	39,070.0	38,320.0	39,055.0	21,179	146.18
2024-08-29	38,119.95	38,401.15	37,970.20	38,362.53	1064633300	38,070.0	38,850.0	37,900.0	38,305.0	7,237	38,050.0	38,830.0	37,870.0	38,285.0	20,394	144.99
2024-08-28	38,221.38	38,399.91	38,141.49	38,371.76	886716900	38,335.0	38,605.0	37,930.0	38,170.0	7,237	38,300.0	38,580.0	37,900.0	38,140.0	20,394	144.46
2024-08-27	38,066.31	38,365.64	37,911.32	38,288.62	842828900	37,925.0	38,550.0	37,880.0	38,295.0	8,634	37,970.0	38,540.0	37,850.0	38,270.0	18,948	143.95
2024-08-26	38,156.41	38,204.81	37,825.31	38,110.22	917042200	38,335.0	38,390.0	37,835.0	38,065.0	9,983	38,300.0	38,345.0	37,800.0	38,035.0	22,011	144.53
2024-08-23	38,278.18	38,424.27	38,053.47	38,364.27	897676100	38,175.0	38,700.0	38,060.0	38,365.0	11,024	38,170.0	38,670.0	38,025.0	38,330.0	22,878	144.23
2024-08-22	38,033.78	38,408.19	37,883.86	38,211.01	927610500	38,080.0	38,680.0	37,905.0	38,105.0	10,509	38,055.0	38,640.0	37,865.0	38,050.0	25,899	146.25
2024-08-21	37,653.34	38,026.02	37,605.83	37,951.80	947816500	37,650.0	38,275.0	37,520.0	37,935.0	11,636	37,595.0	38,235.0	37,475.0	37,885.0	21,867	145.18
2024-08-20	37,847.85	38,236.39	37,738.30	38,062.92	1106142000	37,925.0	38,310.0	37,520.0	37,590.0	9,581	37,895.0	38,270.0	37,470.0	37,535.0	17,664	145.14
2024-08-19	37,863.76	38,125.27	37,318.04	37,388.62	1077759300	37,695.0	38,145.0	37,185.0	37,870.0	10,803	37,645.0	38,105.0	37,145.0	37,820.0	19,220	146.61
2024-08-16	37,304.93	38,143.55	37,304.93	38,062.67	1294568800	37,725.0	38,160.0	37,335.0	37,695.0	9,858	37,690.0	38,125.0	37,285.0	37,650.0	22,752	147.70
2024-08-15	36,381.40	36,885.16	36,381.40	36,726.64	1196943400	36,330.0	37,750.0	36,270.0	37,660.0	9,514	36,285.0	37,705.0	36,225.0	37,625.0	21,320	149.32
2024-08-14	36,535.60	36,683.89	36,074.71	36,442.43	1355812100	36,475.0	36,725.0	35,880.0	36,320.0	11,896	36,420.0	36,670.0	35,840.0	36,275.0	25,660	147.26
2024-08-13	35,490.58	36,232.51	35,476.79	36,232.51	1407375300	35,600.0	36,510.0	35,500.0	36,475.0	9,384	35,530.0	36,465.0	35,425.0	36,415.0	23,880	146.86
2024-08-09	35,272.34	35,671.31	34,445.57	35,025.00	1768683100	35,775.0	36,025.0	34,525.0	35,350.0	18,286	35,730.0	35,915.0	34,420.0	35,275.0	28,115	146.65
2024-08-08	34,645.79	35,379.65	34,207.16	34,831.15	1653267900	34,435.0	35,870.0	33,820.0	35,680.0	22,526	35,609.1	35,609.1	35,609.1	35,609.1	41,555	147.22
2024-08-07	34,122.35	35,849.77	33,739.46	35,089.62	2427982200	33,430.0	35,945.0	33,370.0	34,495.0	27,839	34,400.0	34,400.0	34,400.0	34,400.0	0	146.73
2024-08-06	32,077.33	34,911.80	32,077.33	34,675.46	2512352700	33,490.0	35,010.0	32,955.0	33,720.0	26,113	34,055.0	34,055.0	34,055.0	34,055.0	0	144.56
2024-08-05	35,249.36	35,301.18	31,156.12	31,458.42	2855705500	34,935.0	34,935.0	30,720.0	33,320.0	36,033	33,625.0	33,625.0	33,625.0	33,625.0	0	144.09
2024-08-02	37,444.17	37,471.52	35,880.15	35,909.70	2043090100	36,755.0	36,800.0	34,425.0	35,020.0	22,995	34,955.0	34,955.0	34,955.0	34,955.0	0	146.59
2024-08-01	38,781.56	38,781.56	37,737.88	38,126.33	1788397300	38,740.0	38,920.0	36,465.0	36,895.0	19,309	36,885.0	36,885.0	36,885.0	36,885.0	0	149.35
2024-07-31	38,140.77	39,188.37	37,954.38	39,101.82	1464213500	38,110.0	39,320.0	38,010.0	38,700.0	18,221	38,635.0	38,635.0	38,635.0	38,635.0	0	149.89
2024-07-30	38,241.35	38,531.16	38,076.70	38,525.95	1096622500	38,290.0	38,785.0	37,935.0	38,165.0	#####	38,125.0	38,125.0	38,125.0	38,125.0	0	152.70
2024-07-29	38,139.12	38,719.70	38,010.01	38,468.63	1073493000	38,325.0	38,775.0	38,225.0	38,390.0	8,389	38,300.0	38,300.0	38,300.0	38,300.0	0	154.02
2024-07-26	37,792.87	38,105.96	37,611.19	37,667.41	1239545500	38,035.0	38,325.0	37,660.0	38,290.0	11,417	38,270.0	38,270.0	38,270.0	38,270.0	0	153.76
2024-07-25	38,524.20	38,557.79	37,825.58	37,869.51	1429652800	38,285.0	38,360.0	37,395.0	37,840.0	20,367	38,140.0	38,145.0	37,770.0	37,770.0	6	153.93
2024-07-24	39,336.74	39,643.27	39,096.50	39,154.85	1102608300	39,455.0	39,680.0	38,145.0	38,175.0	13,736	38,170.0	38,170.0	38,170.0	38,170.0	6	153.79
2024-07-23	39,864.09	39,927.89	39,519.91	39,594.39	883160600	39,930.0	40,005.0	39,475.0	39,555.0	7,776	39,490.0	39,490.0	39,490.0	39,490.0	6	155.59
2024-07-22	39,947.95	39,973.20	39,519.39	39,599.00	827466000	39,660.0	40,020.0	39,505.0	40,005.0	8,259	39,990.0	39,990.0	39,990.0	39,990.0	0	156.95
2024-07-19	39,965.91	40,212.90	39,824.58	40,063.79	998316300	40,025.0	40,270.0	39,620.0	39,710.0	9,849	39,680.0	39,680.0	39,680.0	39,680.0	0	157.51
2024-07-18	40,521.71	40,587.63	40,104.22	40,126.35	1175661700	40,310.0	40,465.0	39,915.0	40,115.0	13,268	40,040.0	40,040.0	40,040.0	40,040.0	0	157.35
2024-07-17	41,416.18	41,466.45	41,054.72	41,097.69	1098754400	41,600.0	41,645.0	40,195.0	40,295.0	13,334	40,225.0	40,225.0	40,225.0	40,225.0	0	156.17
2024-07-16	41,366.79	41,520.07	41,220.65	41,275.08	1007741600	41,235.0	41,605.0	41,155.0	41,585.0	8,188	41,570.0	41,570.0	41,570.0	41,570.0	0	158.33
2024-07-12	41,668.86	41,754.76	41,188.29	41,190.68	1303586500	41,695.0	41,855.0	41,040.0	41,265.0	13,423	41,175.0	41,175.0	41,175.0	41,175.0	0	157.83
2024-07-11	42,343.72	42,426.77	42,102.46	42,224.02	1230396800	42,535.0	42,545.0	41,535.0	41,605.0	15,769	41,500.0	41,500.0	41,500.0	41,500.0	0	158.94
2024-07-10	41,444.33	41,889.16	41,430.38	41,831.99	1344314200	41,555.0	42,535.0	41,485.0	42,510.0	9,056	42,430.0	42,430.0	42,430.0	42,430.0	2	161.58
2024-07-09	40,953.41	41,769.35	40,942.44	41,580.17	1181927400	41,005.0	41,825.0	40,975.0	41,555.0	8,135	41,435.0	41,435.0	41,435.0	41,435.0	2	161.29
2024-07-08	40,863.14	41,112.24	40,780.70	40,780.70	1130177600	41,095.0	41,160.0	40,840.0	40,955.0	5,780	40,845.0	40,845.0	40,845.0	40,845.0	2	160.80
2024-07-05	41,009.36	41,100.13	40,746.89	40,912.37	1142341500	40,770.0	41,180.0	40,665.0	41,080.0	10,546	41,080.0	41,080.0	41,080.0	41,080.0	2	160.77
2024-07-03	40,225.83	40,694.21	40,172.85	40,580.76	1256457500	40,295.0	40,775.0	40,220.0	40,705.0	6,534	40,635.0	40,635.0	40,635.0	40,635.0	2	161.57
2024-07-02	39,543.61	40,113.48	39,457.62	40,074.69	1350506700	39,570.0	40,320.0	39,510.0	40,305.0	9,813	40,290.0	40,290.0	40,290.0	40,290.0	2	161.45
2024-06-28	39,593.01	39,783.70	39,485.73	39,583.08	1243441800	39,645.0	40,010.0	39,530.0	39,835.0	7,309	39,810.0	39,810.0	39,810.0	39,810.0	2	160.87
2024-06-27	39,434.47	39,439.24	39,193.51	39,341.54	1150281900	39,530.0	39,720.0	39,250.0	39,620.0	6,267	39,645.0	39,645.0	39,645.0	39,645.0	2	160.75
2024-06-26	39,364.73	39,788.63	39,233.56	39,667.07	1088836200	39,345.0	39,835.0	39,260.0	39,470.0	8,073	39,400.0	39,400.0	39,400.0	39,400.0	2	160.77
2024-06-25	38,833.90	39,215.07	38,758.07	39,173.15	1082542100	38,790.0	39,390.0	38,760.0	39,340.0	6,624	39,300.0	39,300.0	39,300.0	39,300.0	2	159.66
2024-06-24	38,497.42	38,905.47	38,416.07	38,804.65	934567500	38,535.0	39,010.0	38,425.0	38,755.0	7,751	38,725.0	38,725.0	38,725.0	38,725.0	2	159.61
2024-06-21	38,608.66	38,795.68	38,532.13	38,596.47	1408422000	38,630.0	38,820.0	38,400.0	38,520.0	5,876	38,485.0	38,485.0	38,485.0	38,485.0	2	159.61
2024-06-20	38,410.32	38,637.62	38,263.08	38,633.02	880451900	38,625.0	38,835.0	38,285.0	38,590.0	10,335	38,580.0	38,580.0	38,580.0	38,580.0	2	158.91
2024-06-18	38,433.48	38,519.02	38,332.89	38,482.11	970822900	38,450.0	38,670.0	38,360.0	38,660.0	5,434	38,700.0	38,700.0	38,700.0	38,700.0	2	157.84
2024-06-17	38,440.98	38,425.70	37,950.20	38,102.44	1074894800	38,570.0	38,625.0	37,980.0	38,470.0	6,552	38,465.0	38,465.0	38,465.0	38,465.0	2	157.73
2024-06-14	38,587.57	39,025.70	38,554.75	38,814.56	1571162900	38,655.0	39,075.0	38,330.0	38,555.0	8,438	38,470.0	38,470.0	38,470.0	38,470.0	2	157.31
2024-06-13	39,182.06	39,252.44	38,689.79	38,720.47	1159251000	39,210.0	39,290.0	38,405.0	38,580.0	8,859	39,210.0	39,300.0	38,390.0	38,585.0	2	157.01
2024-06-12	38,865.15	38,945.99	38,809.36	38,876.71	1081606600	38,895.0	39,285.0	38,795.0	39,165.0	6,995	38,930.0	39,285.0	38,800.0	39,170.0	29,169	156.60
2024-06-11	39,175.59	39,336.66	39,074.88	39,134.79	933293200	39,185.0	39,340.0	38,805.0	38,900.0	10,097	39,180.0	39,340.0	38,805.0	38,905.0	40,291	157.13
2024-06-07	38,597.55	38,747.27	38,560.85													

DATE	N225		DOW		S&P500		OIL		GOLD		香港ハンセン指数	
	Close	4/11=100%	Close	4/11=100%	Close	4/11=100%	Close	4/11=100%	Close	4/11=100%	Close	4/11=100%
2024/8/30	38648	97.98%	41563	108.07%	5648.4	108.64%	73.65	86.63%	2502.54	105.48%	17989.07	105.23%
2024/8/29	38363	97.26%	41335	107.48%	5591.96	107.56%	75.91	89.28%	2521.18	106.26%	17786.32	104.04%
2024/8/28	38372	97.28%	41091	106.84%	5592.18	107.56%	74.52	87.65%	2504.74	105.57%	17692.45	103.49%
2024/8/27	38289	97.07%	41251	107.26%	5625.8	108.21%	75.53	88.84%	2524.59	106.41%	17874.67	104.56%
2024/8/26	38110	96.62%	41241	107.23%	5616.84	108.04%	77.42	91.06%	2518.05	106.13%	17798.73	104.12%
2024/8/23	38364	97.27%	41175	107.06%	5634.61	108.38%	74.83	88.01%	2510.94	105.83%	17612.10	103.02%
2024/8/22	38211	96.88%	40713	105.86%	5570.64	107.15%	73.01	85.87%	2484.80	104.73%	17641.00	103.19%
2024/8/21	37952	96.22%	40890	106.32%	5620.85	108.11%	71.93	84.60%	2512.42	105.90%	17391.01	101.73%
2024/8/20	38063	96.50%	40835	106.18%	5587.12	107.66%	74.04	87.09%	2513.98	105.96%	17511.08	102.43%
2024/8/19	37389	94.79%	40897	106.34%	5608.25	107.87%	74.37	87.47%	2504.23	105.55%	17569.57	102.78%
2024/8/16	38063	96.50%	40660	105.72%	5554.25	106.83%	76.65	90.16%	2508.14	105.71%	17430.16	101.96%
2024/8/15	36727	93.11%	40563	105.47%	5543.22	106.62%	78.16	91.93%	2456.79	103.55%	17109.14	100.08%
2024/8/14	36442	92.39%	40008	104.03%	5455.21	104.93%	76.98	90.54%	2448.01	103.18%	17113.36	100.11%
2024/8/13	36233	91.86%	39766	103.40%	5434.43	104.53%	78.35	92.15%	2465.12	103.90%	17174.06	100.46%
2024/8/9	35025	88.80%	39498	102.70%	5344.16	102.79%	76.84	90.38%	2429.08	102.38%	17090.23	99.97%
2024/8/8	34831	88.31%	39446	102.57%	5319.31	102.31%	76.19	89.61%	2427.50	102.32%	16891.83	98.81%
2024/8/7	35090	88.96%	38763	100.79%	5199.5	100.01%	75.23	88.49%	2382.85	100.43%	16877.86	98.73%
2024/8/6	34675	87.91%	38958	101.40%	5240.03	100.79%	73.20	86.10%	2390.72	100.77%	16647.34	97.38%
2024/8/5	31458	79.76%	38703	100.63%	5186.33	99.76%	72.94	85.79%	2410.42	101.60%	16698.36	97.68%
2024/8/2	35910	91.04%	39737	103.32%	5346.56	102.84%	73.52	86.47%	2437.46	102.74%	16945.51	99.13%
2024/8/1	38126	96.66%	40348	104.91%	5446.68	104.76%	76.31	89.76%	2446.33	103.11%	17304.96	101.23%
2024/7/31	39102	99.14%	40843	106.20%	5522.3	106.22%	77.91	91.64%	2447.64	103.16%	17344.60	101.46%
2024/7/30	38526	97.68%	40743	105.94%	5436.44	104.57%	74.73	87.90%	2410.73	101.61%	17002.91	99.46%
2024/7/29	38469	97.53%	40540	105.41%	5463.54	105.09%	75.81	89.17%	2384.13	100.49%	17238.34	100.84%
2024/7/26	37667	95.50%	40589	105.54%	5459.1	105.00%	77.16	90.76%	2386.39	100.58%	17021.31	99.57%
2024/7/25	37870	96.01%	39935	103.84%	5399.22	103.85%	78.28	92.07%	2364.45	99.66%	17021.91	99.57%
2024/7/24	39155	99.27%	39854	103.63%	5427.13	104.39%	77.59	91.26%	2397.52	101.05%	17311.05	101.26%
2024/7/23	39594	100.38%	40358	104.94%	5555.74	106.86%	76.96	90.52%	2409.56	101.56%	17469.36	102.19%
2024/7/22	39599	100.40%	40415	105.03%	5564.41	107.03%	78.78	92.78%	2396.57	101.01%	17535.88	103.16%
2024/7/19	40064	101.57%	40268	104.75%	5505	105.98%	80.13	94.25%	2398.60	101.19%	17417.68	101.89%
2024/7/18	40126	101.73%	40665	105.74%	5544.59	106.65%	82.82	97.41%	2445.36	103.07%	17778.41	104.80%
2024/7/17	41098	104.20%	41198	107.12%	5588.27	107.49%	82.85	97.45%	2458.93	103.64%	17739.41	103.77%
2024/7/16	41275	104.65%	40954	106.49%	5667.2	109.00%	80.76	94.99%	2468.76	104.06%	17727.98	103.70%
2024/7/12	41191	104.43%	40001	104.01%	5615.35	108.01%	82.21	96.69%	2412.76	101.69%	18293.38	107.01%
2024/7/11	42224	107.05%	39754	103.37%	5584.54	107.41%	82.62	97.18%	2415.35	101.80%	17832.33	104.31%
2024/7/10	41832	106.06%	39721	103.28%	5633.91	108.36%	82.10	96.57%	2371.36	99.95%	17471.67	102.20%
2024/7/9	41580	105.42%	39292	102.17%	5576.98	107.27%	81.41	95.75%	2364.03	99.64%	17523.23	102.50%
2024/7/8	40781	103.39%	39345	102.30%	5572.85	107.19%	82.33	96.84%	2359.05	99.43%	17524.06	102.51%
2024/7/5	40912	103.73%	39376	102.38%	5567.19	107.08%	83.16	97.81%	2388.87	100.69%	17799.61	104.12%
2024/7/3	40581	102.89%	39308	102.21%	5537.02	106.50%	83.88	98.66%	2356.25	99.31%	17978.57	105.17%
2024/7/2	40075	101.60%	39332	102.27%	5509.01	105.96%	82.81	97.40%	2329.58	98.19%	17769.14	103.94%
2024/6/28	39583	100.36%	39119	101.72%	5460.48	105.03%	81.54	95.91%	2325.19	98.00%	17718.61	103.65%
2024/6/27	39342	99.74%	39164	101.83%	5482.87	105.46%	81.74	96.14%	2327.92	98.12%	17716.47	103.64%
2024/6/26	39667	100.57%	39128	101.74%	5477.9	105.36%	80.90	95.15%	2298.24	96.87%	18089.93	105.82%
2024/6/25	39173	99.32%	39112	101.70%	5469.3	105.20%	80.83	95.07%	2319.61	97.77%	18072.90	105.72%
2024/6/24	38805	98.38%	39411	102.48%	5447.87	104.79%	81.63	96.01%	2334.42	98.39%	18027.71	105.46%
2024/6/21	38596	97.85%	39150	101.80%	5464.62	105.11%	80.73	94.95%	2322.42	97.89%	18028.52	105.46%
2024/6/20	38633	97.95%	39135	101.76%	5473.17	105.27%	82.17	96.65%	2360.00	99.47%	18335.32	107.26%
2024/6/18	38482	97.56%	38835	100.98%	5487.03	105.54%	81.57	95.94%	2329.51	98.19%	17915.55	104.80%
2024/6/17	38102	96.60%	38778	100.83%	5473.23	105.27%	80.33	94.48%	2319.17	97.75%	17936.12	104.92%
2024/6/14	38515	98.41%	38589	100.34%	5431.64	104.47%	78.45	92.27%	2332.64	98.32%	17941.78	104.95%
2024/6/13	38720	98.17%	38647	100.49%	5433.74	104.51%	78.62	92.47%	2303.96	97.71%	18112.63	105.95%
2024/6/12	38977	98.57%	38712	100.66%	5421.03	104.37%	78.50	92.33%	2324.77	97.98%	17937.84	104.93%
2024/6/11	39135	99.22%	38747	100.75%	5375.32	103.98%	77.80	91.63%	2316.87	97.65%	18176.34	106.33%
2024/6/7	38684	98.08%	38799	100.88%	5346.99	102.85%	75.53	88.84%	2287.92	96.43%	18366.95	107.44%
2024/6/6	38704	98.13%	38886	101.11%	5352.96	102.96%	75.55	88.86%	2376.14	100.15%	18476.80	108.08%
2024/6/5	38490	97.59%	38807	100.91%	5354.03	102.98%	74.07	87.12%	2355.34	99.27%	18424.96	107.78%
2024/6/4	38837	98.47%	38711	100.66%	5291.34	101.77%	73.25	86.16%	2327.03	98.08%	18444.11	107.89%
2024/6/3	38923	98.68%	38571	100.29%	5283.4	101.62%	74.22	87.30%	2350.74	99.08%	18403.04	107.65%
2024/5/31	38488	97.58%	38686	100.59%	5277.51	101.51%	76.99	90.56%	2327.83	98.71%	18079.61	105.76%
2024/5/30	38054	96.48%	38111	99.10%	5235.48	100.70%	77.91	91.64%	2343.25	98.16%	18230.19	106.64%
2024/5/29	38557	97.75%	38442	99.95%	5266.95	101.31%	79.23	93.19%	2337.81	98.54%	18477.01	108.08%
2024/5/28	38855	98.51%	38853	101.02%	5306.04	102.06%	79.83	93.90%	2361.22	99.52%	18821.16	110.10%
2024/5/24	38646	97.98%	39070	101.59%	5304.72	102.03%	77.72	91.41%	2333.83	98.37%	18608.94	108.86%
2024/5/23	39103	99.14%	39065	101.58%	5267.84	101.32%	76.87	90.41%	2328.89	98.16%	18868.71	110.38%
2024/5/22	38617	97.91%	39671	103.15%	5307.01	102.08%	77.57	91.24%	2378.74	100.26%	19195.60	112.29%
2024/5/21	38947	98.74%	39873	103.68%	5321.41	102.35%	79.26	93.23%	2420.94	102.04%	19220.62	112.43%
2024/5/20	39070	99.05%	39807	103.50%	5308.13	102.10%	79.80	93.86%	2426.36	102.27%	19636.22	114.87%
2024/5/17	38787	98.34%	40004	104.02%	5303.27	102.00%	80.06	94.17%	2416.50	101.85%	19553.61	114.38%
2024/5/16	38920	98.68%	39869	103.67%	5297.1	101.89%	79.23	93.19%	2376.74	100.18%	19376.53	113.35%
2024/5/14	38356	97.25%	39558	102.86%	5246.68	100.92%	78.02	91.77%	2357.99	99.39%	19073.71	111.57%
2024/5/13	38179	96.80%	39432	102.53%	5221.42	100.43%	79.12	93.06%	2336.47	98.48%	19115.06	111.57%
2024/5/10	38229	96.92%	39513	102.74%	5222.68	100.45%	78.26	92.05%	2363.44	99.62%	18963.68	110.93%
2024/5/9	38074	96.53%	39388	102.41%	5214.08	100.29%	79.26	93.23%	2346.30	98.89%	18537.81	108.44%
2024/5/8	38202	96.86%	39056	101.55%	5187.67	99.78%	78.99	92.91%	2308.39	97.30%	18313.86	107.13%
2024/5/7	38635	98.46%	38884	101.11%	5187.77	99.78%	78.38	92.19%	2313.99	97.53%	18479.37	108.10%
2024/5/2	38236	96.94%	38226	99.39%	5064.2	97.41%	78.85	92.86%	2303.67	97.10%	18207.13	106.51%
2024/4/30	38406	97.37%	37816	98.33%	5035.69	96.86%	81.93	96.37%	2285.94	96.35%	17763.03	103.91%
2024/4/26	37935	96.18%	38240	99.43%	5099.96	98.09%	83.85	98.62%	2340.09	98.63%	17651.15	103.25%
2024/4/25	37628	95.40%	38086	99.03%	5048.42	97.10%	83.57	98.29%	2332.22	98.30%	17284.54	101.11%
2024/4/24	38460	97.51%	38461	100.00%	5071.63	97.55%	82.81	97.40%	2316.11	97.62%	17201.27	100.62%
2024/4/23	37552	95.21%	38504									

IMM扱い8通貨/ダウ/日経/金/オイル/主要クロス円の過去5日及び過去5週の4本値

AUDUSD					CADUSD					CHFUSD				
Date	Open	High	Low	Close	Date	Open	High	Low	Close	Date	Open	High	Low	Close
2024/08/30	0.6798	0.6817	0.6752	0.6768	2024/08/30	0.7415	0.7426	0.7403	0.7420	2024/08/30	1.1805	1.1810	1.1750	1.1763
2024/08/29	0.6785	0.6824	0.6781	0.6798	2024/08/29	0.7419	0.7435	0.7412	0.7415	2024/08/29	1.1878	1.1904	1.1774	1.1806
2024/08/28	0.6794	0.6813	0.6765	0.6784	2024/08/28	0.7439	0.7440	0.7414	0.7419	2024/08/28	1.1880	1.1891	1.1832	1.1878
2024/08/27	0.6771	0.6796	0.6762	0.6794	2024/08/27	0.7416	0.7439	0.7414	0.7438	2024/08/27	1.1799	1.1891	1.1787	1.1879
2024/08/26	0.6795	0.6797	0.6767	0.6771	2024/08/26	0.7405	0.7428	0.7399	0.7415	2024/08/26	1.1800	1.1826	1.1785	1.1798

CNYUSD					EURUSD					GBPUSD				
Date	Open	High	Low	Close	Date	Open	High	Low	Close	Date	Open	High	Low	Close
2024/08/30	0.1410	0.1414	0.1409	0.1412	2024/08/30	1.1079	1.1095	1.1044	1.1054	2024/08/30	1.3168	1.3200	1.3110	1.3133
2024/08/29	0.1402	0.1411	0.1402	0.1410	2024/08/29	1.1120	1.1140	1.1056	1.1079	2024/08/29	1.3192	1.3227	1.3146	1.3167
2024/08/28	0.1404	0.1404	0.1401	0.1403	2024/08/28	1.1184	1.1185	1.1105	1.1120	2024/08/28	1.3261	1.3262	1.3168	1.3193
2024/08/27	0.1403	0.1405	0.1402	0.1402	2024/08/27	1.1161	1.1191	1.1151	1.1184	2024/08/27	1.3188	1.3266	1.3180	1.3259
2024/08/26	0.1406	0.1407	0.1404	0.1405	2024/08/26	1.1192	1.1202	1.1151	1.1161	2024/08/26	1.3210	1.3222	1.3180	1.3189

JPYUSD					MXNUSD					NZDUSD				
Date	Open	High	Low	Close	Date	Open	High	Low	Close	Date	Open	High	Low	Close
2024/08/30	0.0069	0.0069	0.0068	0.0068	2024/08/30	0.0504	0.0510	0.0503	0.0508	2024/08/30	0.6258	0.6274	0.6230	0.6250
2024/08/29	0.0069	0.0069	0.0069	0.0069	2024/08/29	0.0509	0.0511	0.0501	0.0504	2024/08/29	0.6242	0.6299	0.6242	0.6257
2024/08/28	0.0069	0.0070	0.0069	0.0069	2024/08/28	0.0506	0.0515	0.0505	0.0509	2024/08/28	0.6252	0.6254	0.6225	0.6243
2024/08/27	0.0069	0.0069	0.0069	0.0069	2024/08/27	0.0515	0.0517	0.0505	0.0506	2024/08/27	0.6205	0.6255	0.6195	0.6252
2024/08/26	0.0069	0.0070	0.0069	0.0069	2024/08/26	0.0523	0.0523	0.0514	0.0515	2024/08/26	0.6230	0.6232	0.6198	0.6205

Nikkei 225 -Japan (NIX)					(ドル建て終値)		出来高	
Date	Open	High	Low	Close				
2024/08/30	38388.04	38669.79	38316.87	38647.75	264.39	0	0	0
2024/08/29	38119.95	38401.15	37970.20	38362.53	264.58	1064633300	1752679300	
2024/08/28	38221.38	38399.91	38141.49	38371.76	265.62	886716900	1525518500	
2024/08/27	38066.31	38365.64	37911.32	38288.62	265.99	842828900	1499462500	
2024/08/26	38156.41	38204.81	37825.31	38110.22	263.69	917042200	1486004900	
週4本値	38156.41	38669.79	37825.31	38647.75	264.39	(N225銘柄計)	(東証一部全体計)	

XAUUSD				
Date	Open	High	Low	Close
2024/08/30	2521.36	2526.94	2494.43	2502.54
2024/08/29	2504.63	2528.62	2504.10	2521.18
2024/08/28	2524.75	2528.94	2493.98	2504.74
2024/08/27	2517.90	2525.95	2503.83	2524.59
2024/08/26	2512.18	2526.82	2508.89	2518.05
週4本値	2512.18	2528.94	2493.98	2502.54

Dow Jones Industrial - USA (DJIA)					出来高	
Date	Open	High	Low	Close		
2024/08/30	41366.20	41585.21	41145.85	41563.08	494900742	
2024/08/29	41345.50	41577.97	41086.81	41335.05	309820000	
2024/08/28	41250.17	41351.11	40842.29	41091.42	272170000	
2024/08/27	41186.28	41271.75	41109.42	41250.50	256160000	
2024/08/26	41200.84	41420.05	41140.23	41240.52	249300000	
週4本値	41200.84	41585.21	40842.29	41563.08		

Historical Data by

 Arrangement by
<https://fx.najirane.com>

Crude Light Oil					出来高	
Date	Open	High	Low	Close		
2024/08/30	75.87	76.59	73.36	73.65	394800	
2024/08/29	74.42	76.91	74.05	75.91	337361	
2024/08/28	75.75	75.95	73.82	74.52	337361	
2024/08/27	77.20	77.48	75.40	75.53	331162	
2024/08/26	75.10	77.60	75.04	77.42	409675	
週4本値	75.10	77.60	73.36	73.65		

USDJPY					EURJPY					GBPJPY				
日付	始値	高値	安値	終値	日付	始値	高値	安値	終値	日付	始値	高値	安値	終値
2024/08/30	145.01	146.25	144.66	146.18	2024/08/30	160.65	161.63	160.20	161.58	2024/08/30	190.94	192.02	190.50	191.98
2024/08/29	144.46	145.55	144.22	144.99	2024/08/29	160.63	161.27	160.04	160.63	2024/08/29	190.57	191.54	190.26	190.91
2024/08/28	143.95	145.03	143.69	144.46	2024/08/28	160.99	161.37	160.45	160.64	2024/08/28	190.89	191.44	190.37	190.58
2024/08/27	144.51	145.17	143.92	143.95	2024/08/27	161.29	162.18	160.88	160.99	2024/08/27	190.58	191.92	190.25	190.87
2024/08/26	144.05	144.66	143.46	144.53	2024/08/26	161.21	161.49	160.51	161.31	2024/08/26	190.29	190.79	189.52	190.62

USDJPY Weekly					EURJPY Weekly					GBPJPY Weekly				
日付	始値	高値	安値	終値	日付	始値	高値	安値	終値	日付	始値	高値	安値	終値
2024/08/30	144.05	146.25	143.46	146.18	2024/08/30	161.21	162.18	160.04	161.58	2024/08/30	190.29	192.02	189.52	191.98
2024/08/23	147.69	148.05	144.06	144.23	2024/08/23	162.84	175.56	160.43	161.42	2024/08/23	191.14	208.20	188.25	190.54
2024/08/16	146.76	149.39	145.19	146.61	2024/08/16	160.25	163.90	160.20	162.83	2024/08/16	187.90	192.01	187.16	191.19
2024/08/09	146.47	148.22	141.70	147.20	2024/08/09	159.96	161.95	154.43	160.12	2024/08/09	184.06	189.32	180.12	187.12
2024/08/02	153.71	155.22	140.25	144.09	2024/08/02	166.85	167.95	154.43	159.97	2024/08/02	198.11	199.47	180.12	187.77

先週のIMM取り扱い対ドル8通貨チャート

※ 赤点線は週最高値/青天線は週最低値、BB中心線はSMA21

2024/08/26 ~ 2024/08/30

Chart by OANDA Japan MetaTrader4

