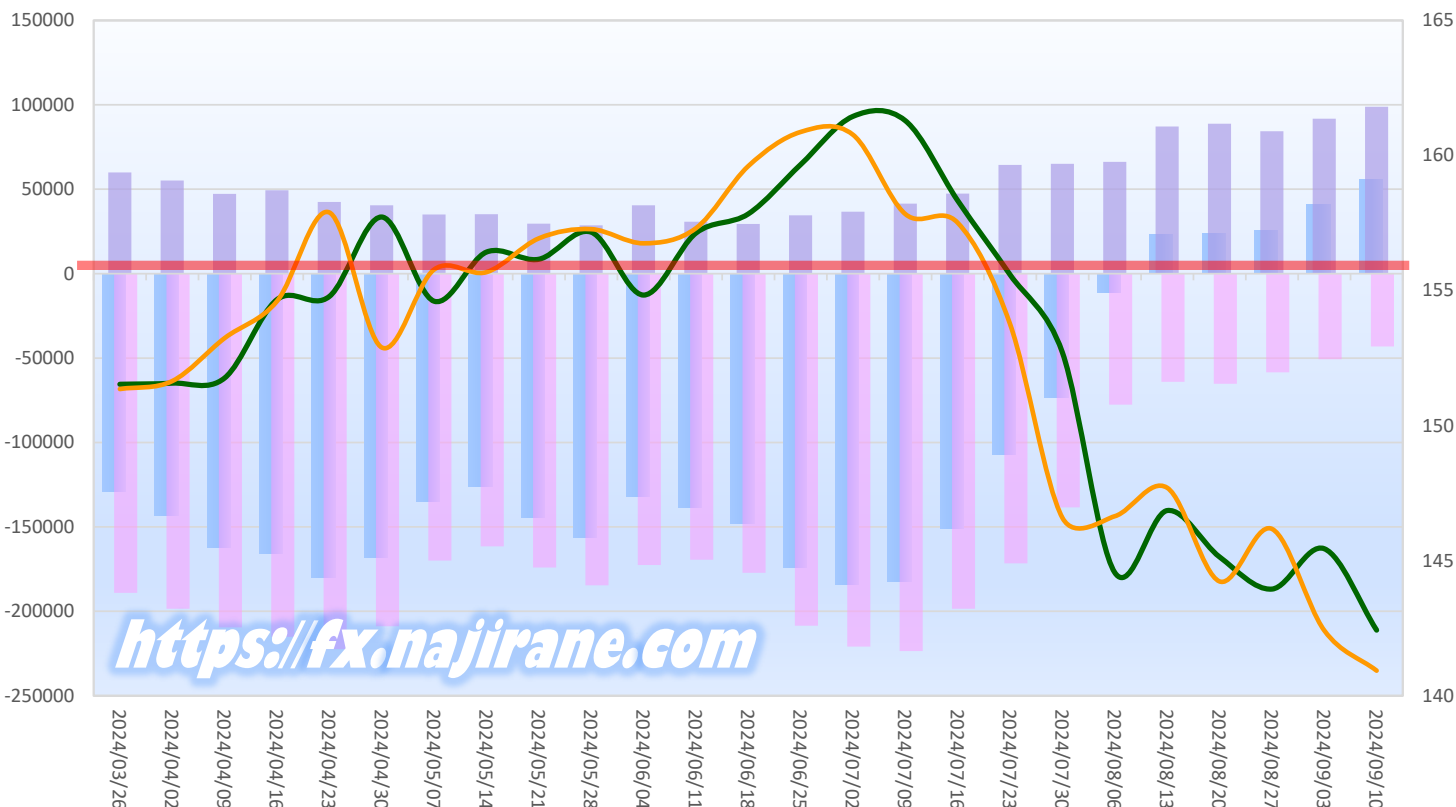


JAPANESE YEN - CHICAGO MERCANTILE EXCHANGE												Code-097741		
2024/03/19 ~ 2024/09/10												2024/09/27 NYクローズ時公表値		
Report_Date	Non Commercial Positions											参考引値		
	Long	増減	増減(%)	Short	増減	増減(%)	売り越し	増減	増減(%)	売買計	増減	増減(%)	9/10(火)	9/13(金)
2024/09/10	98894	7103	7.7%	43124	-7551	-14.9%	-55770	14654	35.6%	142018	-448	-0.3%	142.43	140.93
2024/09/03	91791	7486	8.9%	50675	-7762	-13.3%	-41116	15248	58.9%	142466	-276	-0.2%	145.44	142.42
2024/08/27	84305	-4456	-5.0%	58437	-6739	-10.3%	-25868	2283	9.7%	142742	-11195	-7.3%	143.95	146.18
2024/08/20	88761	1660	1.9%	65176	1179	1.8%	-23585	481	2.1%	153937	2839	1.9%	145.14	144.23
2024/08/13	87101	20932	31.6%	63997	-13526	-17.4%	-23104	-34458	-303.5%	151098	7406	5.2%	146.86	147.70
2024/08/06	66169	1153	1.8%	77523	-60953	-44.0%	11354	-62106	-84.5%	143692	-59800	-29.4%	144.56	146.65
2024/07/30	65016	626	1.0%	138476	-33022	-19.3%	73460	-33648	-31.4%	203492	-32396	-13.7%	152.70	146.59
2024/07/23	64390	17034	36.0%	171498	-26930	-13.6%	107108	-43964	-29.1%	235888	-9896	-4.0%	155.59	153.76
2024/07/16	47356	5835	14.1%	198428	-25126	-11.2%	151072	-30961	-17.0%	245784	-19291	-7.3%	158.33	157.51
2024/07/09	41521	4807	13.1%	223554	2617	1.2%	182033	-2190	-1.2%	265075	7424	2.9%	161.29	157.83
2024/07/02	36714	2138	6.2%	220937	12461	6.0%	184223	10323	5.9%	257651	14599	6.0%	161.45	160.77
2024/06/25	34576	5147	17.5%	208476	31294	17.7%	173900	26147	17.7%	243052	36441	17.6%	159.66	160.87
2024/06/18	29429	-1334	-4.3%	177182	7840	4.6%	147753	9174	6.6%	206611	6506	3.3%	157.84	159.61
2024/06/11	30763	-9664	-23.9%	169342	-3186	-1.8%	138579	6478	4.9%	200105	-12850	-6.0%	157.13	157.31
2024/06/04	40427	11862	41.5%	172528	-12076	-6.5%	132101	-23938	-15.3%	212955	-214	-0.1%	154.83	156.75
2024/05/28	28565	-1049	-3.5%	184604	10623	6.1%	156039	11672	8.1%	213169	9574	4.7%	157.16	157.27
2024/05/21	29614	-5689	-16.1%	173981	12496	7.7%	144367	18185	14.4%	203595	6807	3.5%	156.16	156.93
2024/05/14	35303	313	0.9%	161485	-8427	-5.0%	126182	-8740	-6.5%	196788	-8114	-4.0%	156.42	155.68
2024/05/07	34990	-5445	-13.5%	169912	-38911	-18.6%	134922	-33466	-19.9%	204902	-44356	-17.8%	154.61	155.78
2024/04/30	40435	-1991	-4.7%	208823	-13522	-6.1%	168388	-11531	-6.4%	249258	-15513	-5.9%	157.72	152.90
2024/04/23	42426	-7037	-14.2%	222345	7263	3.4%	179919	14300	8.6%	264771	226	0.1%	154.78	157.89
2024/04/16	49463	2188	4.6%	215082	5656	2.7%	165619	3468	2.1%	264545	7844	3.1%	154.67	154.61
2024/04/09	47275	-7915	-14.3%	209426	11006	5.5%	162151	18921	13.2%	256701	3091	1.2%	151.76	153.24
2024/04/02	55190	-4779	-8.0%	198420	9345	4.9%	143230	14124	10.9%	253610	4566	1.8%	151.57	151.65
2024/03/26	59969	-6305	-9.5%	189075	6789	3.7%	129106	13094	11.3%	249044	484	0.2%	151.53	151.36
2024/03/19	66274			182286			116012			248560			150.84	151.45

JAPANESE YEN - CHICAGO MERCANTILE EXCHANGE FUTURES ONLY POSITIONS

売越し Long Short 火曜終値 金曜終値

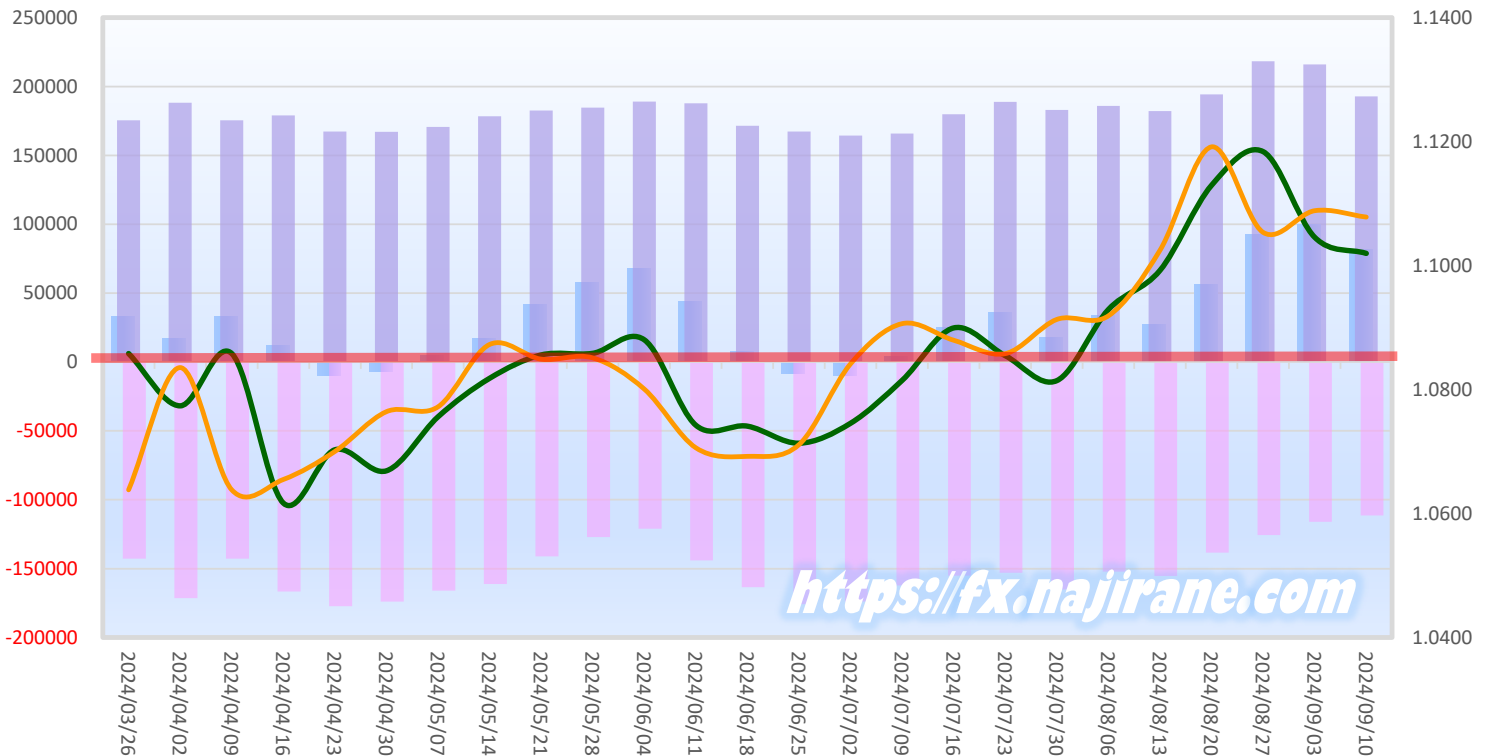


EURO FX - CHICAGO MERCANTILE EXCHANGE Code-099741
 2024/03/19 ~ 2024/09/10 2024/09/27 NYクローズ時公表値

Report_Date	Non Commercial Positions										参考引け値			
	Long	増減		Short	増減		売り越し	増減		売買計	増減		9/10(火)	9/13(金)
2024/09/10	192821	-23148	-10.7%	111388	-4563	-3.9%	-81433	-18585	-18.6%	304209	-27711	-8.3%	1.1020	1.1078
2024/09/03	215969	-2412	-1.1%	115951	-9592	-7.6%	-100018	7180	7.7%	331920	-12004	-3.5%	1.1046	1.1089
2024/08/27	218381	24031	12.4%	125543	-12790	-9.2%	-92838	36821	65.7%	343924	11241	3.4%	1.1184	1.1054
2024/08/20	194350	12138	6.7%	138333	-16896	-10.9%	-56017	29034	107.6%	332683	-4758	-1.4%	1.1130	1.1192
2024/08/13	182212	-3587	-1.9%	155229	3010	2.0%	-26983	-6597	-19.6%	337441	-577	-0.2%	1.0992	1.1025
2024/08/06	185799	2793	1.5%	152219	-12988	-7.9%	-33580	15781	88.7%	338018	-10195	-2.9%	1.0929	1.0919
2024/07/30	183006	-5923	-3.1%	165207	12184	8.0%	-17799	-18107	-50.4%	348213	6261	1.8%	1.0814	1.0913
2024/07/23	188929	8992	5.0%	153023	-2165	-1.4%	-35906	11157	45.1%	341952	6827	2.0%	1.0855	1.0858
2024/07/16	179937	14108	8.5%	155188	-7018	-4.3%	-24749	21126	583.1%	335125	7090	2.2%	1.0899	1.0880
2024/07/09	165829	1460	0.9%	162206	-11682	-6.7%	-3623	-13142	-138.1%	328035	-10222	-3.0%	1.0815	1.0906
2024/07/02	164369	-3001	-1.8%	173888	-1913	-1.1%	9519	1088	12.9%	338257	-4914	-1.4%	1.0746	1.0842
2024/06/25	167370	-4094	-2.4%	175801	12288	7.5%	8431	-16382	-206.0%	343171	8194	2.4%	1.0713	1.0711
2024/06/18	171464	-16233	-8.6%	163513	19460	13.5%	-7951	-35693	-81.8%	334977	3227	1.0%	1.0741	1.0692
2024/06/11	187697	-1260	-0.7%	144053	22966	19.0%	-43644	-24226	-35.7%	331750	21706	7.0%	1.0742	1.0706
2024/06/04	188957	4301	2.3%	121087	-5997	-4.7%	-67870	10298	17.9%	310044	-1696	-0.5%	1.0880	1.0801
2024/05/28	184656	2082	1.1%	127084	-14015	-9.9%	-57572	16097	38.8%	311740	-11933	-3.7%	1.0858	1.0851
2024/05/21	182574	4176	2.3%	141099	-20144	-12.5%	-41475	24320	141.8%	323673	-15968	-4.7%	1.0856	1.0849
2024/05/14	178398	7804	4.6%	161243	-4761	-2.9%	-17155	12565	273.7%	339641	3043	0.9%	1.0818	1.0873
2024/05/07	170594	3409	2.0%	166004	-7958	-4.6%	-4590	-11367	-167.7%	336598	-4549	-1.3%	1.0756	1.0772
2024/04/30	167185	-111	-0.1%	173962	-3323	-1.9%	6777	-3212	-32.2%	341147	-3434	-1.0%	1.0669	1.0764
2024/04/23	167296	-11616	-6.5%	177285	10597	6.4%	9989	-22213	-181.7%	344581	-1019	-0.3%	1.0703	1.0700
2024/04/16	178912	3493	2.0%	166688	23992	16.8%	-12224	-20499	-62.6%	345600	27485	8.6%	1.0617	1.0655
2024/04/09	175419	-12839	-6.8%	142696	-28768	-16.8%	-32723	15929	94.8%	318115	-41607	####	1.0858	1.0638
2024/04/02	188258	8065	4.5%	171464	22465	15.1%	-16794	-14400	-46.2%	359722	30530	9.3%	1.0774	1.0835
2024/03/26	180193	-2189	-1.2%	148999	14959	11.2%	-31194	-17148	-35.5%	329192	12770	4.0%	1.0833	1.0790
2024/03/19	182382			134040			-48342			316422			1.0866	1.0808

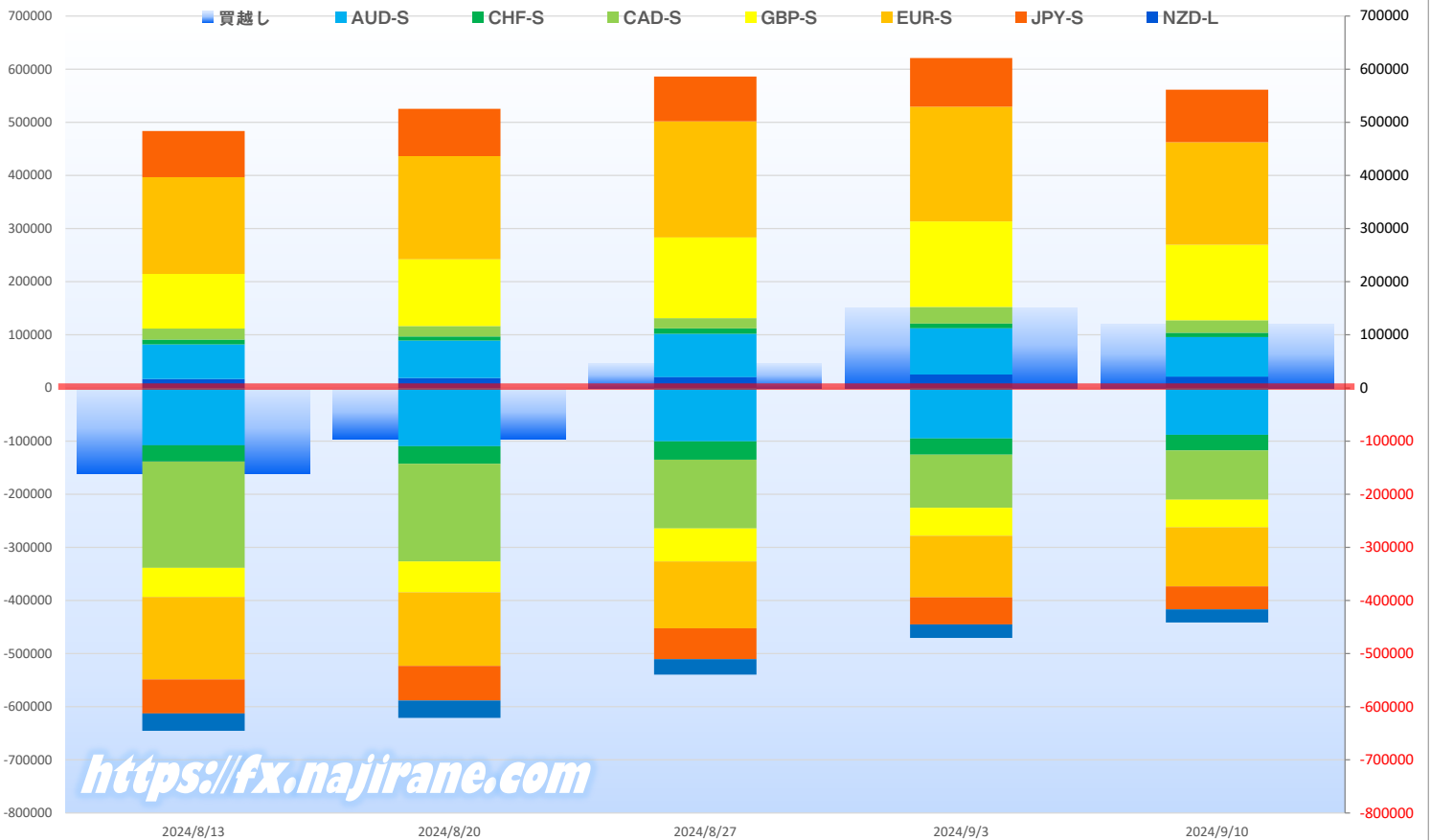
**EURO FX - CHICAGO MERCANTILE EXCHANGE
 FUTURES ONLY POSITIONS**

■ 売越し ■ Long ■ Short ■ 火曜終値 ■ 金曜終値



	2024/08/13			2024/08/20			2024/08/27			2024/09/03			2024/09/10		
	Long	Short	売り越し	Long	Short	売り越し	Long	Short	売り越し	Long	Short	売り越し	Long	Short	売り越し
JPY	87101	63997	-23104	88761	65176	-23585	84305	58437	-25868	91791	50675	-41116	98894	43124	-55770
	前週比 枚数増減 (枚)			1660	1179	481	-4456	-6739	2283	7486	-7762	15248	7103	-7551	14654
	前週比 枚数増減 (%)			1.9%	1.8%	2.1%	-5.0%	-10.3%	9.7%	8.9%	-13.3%	58.9%	7.7%	-14.9%	35.6%
EUR	182212	155229	-26983	194350	138333	-56017	218381	125543	-92838	215969	115951	-100018	192821	111388	-81433
	前週比 枚数増減 (枚)			12138	-16896	29034	24031	-12790	36821	-2412	-9592	7180	-23148	-4563	-18585
	前週比 枚数増減 (%)			6.7%	-10.9%	107.6%	12.4%	-9.2%	65.7%	-1.1%	-7.6%	7.7%	-10.7%	-3.9%	-18.6%
GBP	102603	54791	-47812	125634	58123	-67511	152163	62232	-89931	160773	52695	-108078	142072	51784	-90288
	前週比 枚数増減 (枚)			23031	3332	19699	26529	4109	22420	8610	-9537	18147	-18701	-911	-17790
	前週比 枚数増減 (%)			22.4%	6.1%	41.2%	21.1%	7.1%	33.2%	5.7%	-15.3%	20.2%	-11.6%	-1.7%	-16.5%
AUD	65028	107644	42616	70554	109439	38885	81486	100645	19159	87118	94982	7864	74259	88301	14042
	前週比 枚数増減 (枚)			5526	1795	-3731	10932	-8794	-19726	5632	-5663	-11295	-12859	-6681	6178
	前週比 枚数増減 (%)			8.5%	1.7%	-8.8%	15.5%	-8.0%	-50.7%	6.9%	-5.6%	-59.0%	-14.8%	-7.0%	78.6%
CAD	20668	200279	179611	19528	183938	164410	19325	129327	110002	31460	100004	68544	23773	92726	68953
	前週比 枚数増減 (枚)			-1140	-16341	-15201	-203	-54611	-54408	12135	-29323	-41458	-7687	-7278	409
	前週比 枚数増減 (%)			-5.5%	-8.2%	-8.5%	-1.0%	-29.7%	-33.1%	62.8%	-22.7%	-37.7%	-24.4%	-7.3%	0.6%
CHF	9155	30819	21664	7600	33314	25714	9873	34485	24612	8822	30704	21882	8082	29386	21304
	前週比 枚数増減 (枚)			-1555	2495	4050	2273	1171	-1102	-1051	-3781	-2730	-740	-1318	-578
	前週比 枚数増減 (%)			-17.0%	8.1%	18.7%	29.9%	3.5%	-4.3%	-10.6%	-11.0%	-11.1%	-8.4%	-4.3%	-2.6%
NZD	17050	32674	15624	18887	32656	13769	20648	28964	8316	25235	25473	238	21394	24709	3315
	前週比 枚数増減 (枚)			1837	-18	-1855	1761	-3692	-5453	4587	-3491	-8078	-3841	-764	3077
	前週比 枚数増減 (%)			10.8%	-0.1%	-11.9%	9.3%	-11.3%	-39.6%	22.2%	-12.1%	-97.1%	-15.2%	-3.0%	1292.9%
MXN	82188	32094	-50094	66745	32099	-34646	66669	35949	-30720	63103	32624	-30479	62614	35588	-27026
	前週比 枚数増減 (枚)			-15443	5	-15448	-76	3850	-3926	-3566	-3325	-241	-489	2964	-3453
	前週比 枚数増減 (%)			-18.8%	0.0%	-30.8%	-0.1%	12.0%	-11.3%	-5.3%	-9.2%	-0.8%	-0.8%	9.1%	-11.3%
Total All 8	566005	677527	111522	592059	653078	61019	652850	575582	-77268	684271	503108	-181163	623909	477006	-146903
	前週比 枚数増減 (枚)			26054	-24449	-50503	60791	-77496	138287	31421	-72474	103895	-60362	-26102	-34260
	前週比 枚数増減 (%)			4.6%	-3.6%	-45.3%	10.3%	-11.9%	226.6%	4.8%	-12.6%	134.5%	-8.8%	-5.2%	-18.9%
Total 7 (MXN除く)	483817	645433	161616	525314	620979	95665	586181	539633	-46548	621168	470484	-150684	561295	441418	-119877
	前週比 枚数増減 (枚)			41497	-24454	-65951	60867	-81346	142213	34987	-69149	104136	-59873	-29066	-30807
	前週比 枚数増減 (%)			8.6%	-3.8%	-40.8%	11.6%	-13.1%	148.7%	6.0%	-12.8%	223.7%	-9.6%	-6.2%	-20.4%

直近5週 CFTC IMM主要7通貨の売買構成



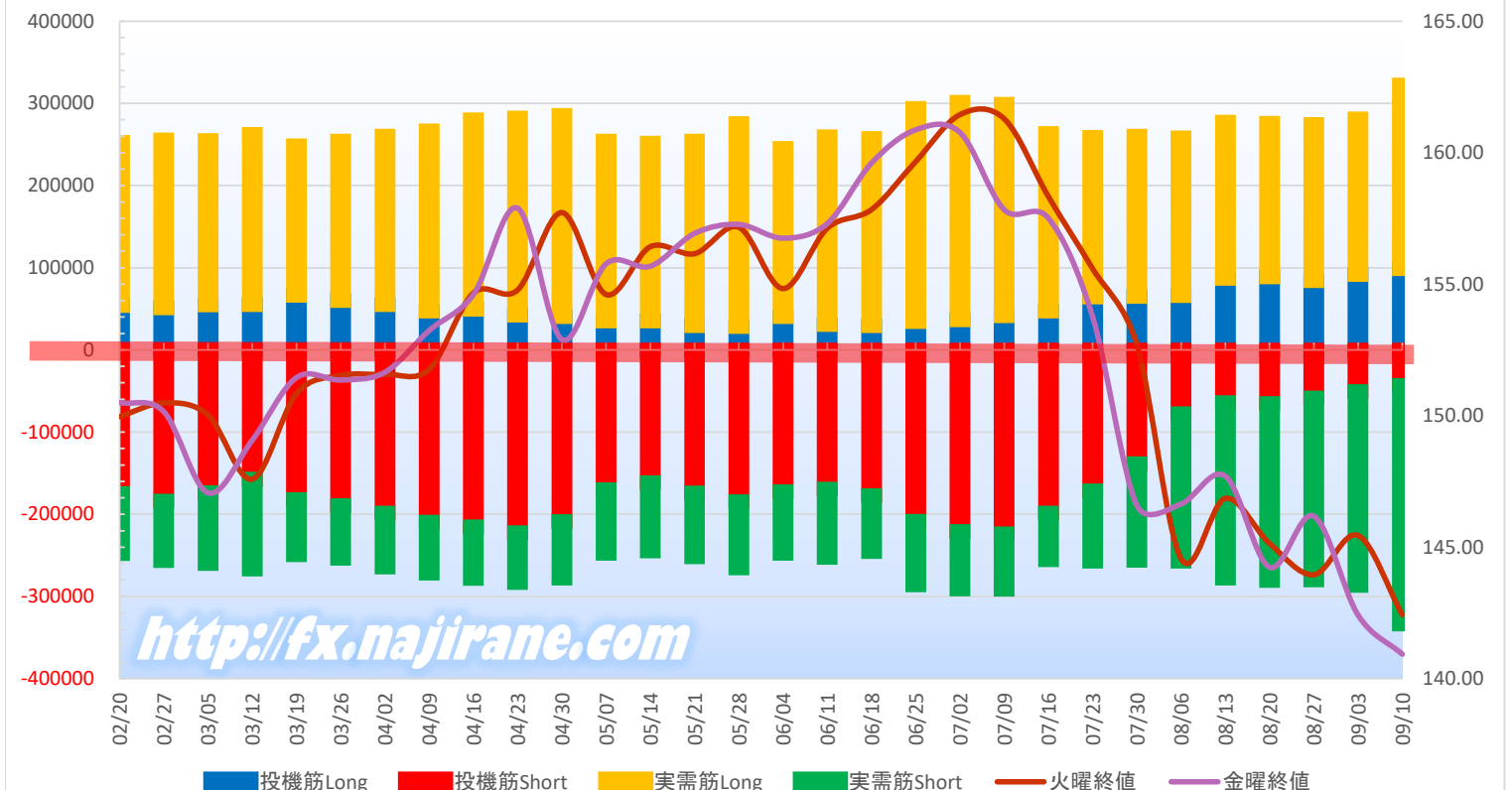
<https://fx.najirane.com>

JAPANESE YEN - CHICAGO MERCANTILE EXCHANGE
FUTURES ONLY POSITIONS

Code-097741
2024/09/27 公表値

Date	投機筋集計				実需筋集計				投機筋+実需筋合計				ドル円終値	
	円買い	円売り	売り越し	売買計	円買い	円売り	売り越し	売買計	円買い	円売り	売り越し	売買計	火曜締め	金曜締め
2024/09/10	98894	43124	-55770	142018	223698	290417	66719	514115	322592	333541	10949	656133	142.43	140.93
2024/09/03	91791	50675	-41116	142466	189291	236056	46765	425347	281082	286731	5649	567813	145.44	142.42
2024/08/27	84305	58437	-25868	142742	190141	221591	31450	411732	274446	280028	5582	554474	143.95	146.18
2024/08/20	88761	65176	-23585	153937	187055	215456	28401	402511	275816	280632	4816	556448	145.14	144.23
2024/08/13	87101	63997	-23104	151098	190064	213591	23527	403655	277165	277588	423	554753	146.86	147.70
2024/08/06	66169	77523	11354	143692	191829	179633	-12196	371462	257998	257156	-842	515154	144.56	146.65
2024/07/30	65016	138476	73460	203492	195104	117524	-77580	312628	260120	256000	-4120	516120	152.70	146.59
2024/07/23	64390	171498	107108	235888	194534	85766	-108768	280300	258924	257264	-1660	516188	155.59	153.76
2024/07/16	47356	198428	151072	245784	216042	56953	-159089	272995	263398	255381	-8017	518779	158.33	157.51
2024/07/09	41521	223554	182033	265075	257455	67588	-189867	325043	298976	291142	-7834	590118	161.29	157.83
2024/07/02	36714	220937	184223	257651	264603	70058	-194545	334661	301317	290995	-10322	592312	161.45	160.77
2024/06/25	34576	208476	173900	243052	259292	77434	-181858	336726	293868	285910	-7958	579778	159.66	160.87
2024/06/18	29429	177182	147753	206611	227907	68141	-159766	296048	257336	245323	-12013	502659	157.84	159.61
2024/06/11	30763	169342	138579	200105	228809	83182	-145627	311991	259572	252524	-7048	512096	157.13	157.31
2024/06/04	40427	172528	132101	212955	204830	74935	-129895	279765	245257	247463	2206	492720	154.83	156.75
2024/05/28	28565	184604	156039	213169	246911	80789	-166122	327700	275476	265393	-10083	540869	157.16	157.27
2024/05/21	29614	173981	144367	203595	224424	77907	-146517	302331	254038	251888	-2150	505926	156.16	156.93
2024/05/14	35303	161485	126182	196788	216442	83148	-133294	299590	251745	244633	-7112	496378	156.42	155.68
2024/05/07	34990	169912	134922	204902	219305	77532	-141773	296837	254295	247444	-6851	501739	154.61	155.78
2024/04/30	40435	208823	168388	249258	244920	68798	-176122	313718	285355	277621	-7734	562976	157.72	152.90
2024/04/23	42426	222345	179919	264771	239847	60703	-179144	300550	282273	283048	775	565321	154.78	157.89
2024/04/16	49463	215082	165619	264545	230642	62900	-167742	293542	280105	277982	-2123	558087	154.67	154.61
2024/04/09	47275	209426	162151	256701	219256	62314	-156942	281570	266531	271740	5209	538271	151.76	153.24
2024/04/02	55190	198420	143230	253610	205195	65701	-139494	270896	260385	264121	3736	524506	151.57	151.65
2024/03/26	59969	189075	129106	249044	194045	64457	-129588	258502	254014	253532	-482	507546	151.53	151.36
2024/03/19	66274	182286	116012	248560	182299	67180	-115119	249479	248573	249466	893	498039	150.84	151.45
2024/03/12	54923	157245	102322	212168	207478	109601	-97877	317079	262401	266846	4445	529247	147.58	149.07
2024/03/05	54671	173514	118843	228185	200129	86604	-113525	286733	254800	260118	5318	514918	150.02	147.06
2024/02/27	51261	183966	132705	235227	204425	72443	-131982	276868	255686	256409	723	512095	150.49	150.15
2024/02/20	53862	174640	120778	228502	199061	73207	-125854	272268	252923	247847	-5076	500770	149.96	150.50

JAPANESE YEN - CHICAGO MERCANTILE EXCHANGE
FUTURES ONLY POSITIONS Cord-097741

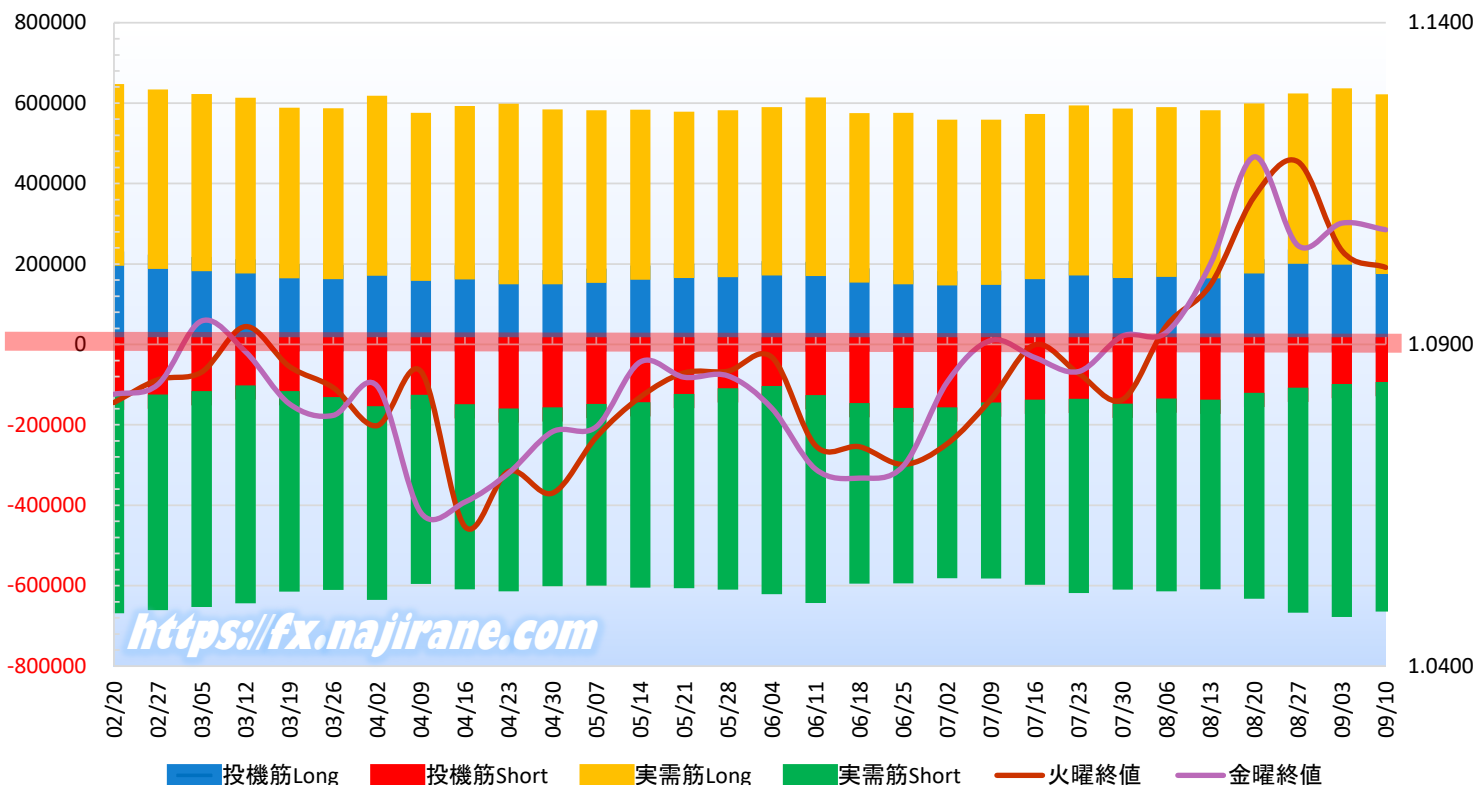


**EURO FX – CHICAGO MERCANTILE EXCHANGE
FUTURES ONLY POSITIONS**

**Code-099741
2024/09/27 公表値**

Date	投機筋集計				実需筋集計				投機筋+実需筋合計				ユーロドル終値	
	EUR買い	EUR売り	売り越し	売買計	EUR買い	EUR売り	売り越し	売買計	EUR買い	EUR売り	売り越し	売買計	火曜締め	金曜締め
2024/09/10	192821	111388	-81433	304209	411082	534889	123807	945971	603903	646277	42374	1250180	1.1020	1.1078
2024/09/03	215969	115951	-100018	331920	402899	544447	141548	947346	618868	660398	41530	1279266	1.1046	1.1089
2024/08/27	218381	125543	-92838	343924	388226	523748	135522	911974	606607	649291	42684	1255898	1.1184	1.1054
2024/08/20	194350	138333	-56017	332683	386948	476172	89224	863120	581298	614505	33207	1195803	1.1130	1.1192
2024/08/13	182212	155229	-26983	337441	382394	436421	54027	818815	564606	591650	27044	1156256	1.0992	1.1025
2024/08/06	185799	152219	-33580	338018	386568	444428	57860	830996	572367	596647	24280	1169014	1.0929	1.0919
2024/07/30	183006	165207	-17799	348213	386079	426892	40813	812971	569085	592099	23014	1161184	1.0814	1.0913
2024/07/23	188929	153023	-35906	341952	387742	447615	59873	835357	576671	600638	23967	1177309	1.0855	1.0858
2024/07/16	179937	155188	-24749	335125	375217	424766	49549	799983	555154	579954	24800	1135108	1.0899	1.0880
2024/07/09	165829	162206	-3623	328035	375248	402487	27239	777735	541077	564693	23616	1105770	1.0815	1.0906
2024/07/02	164369	173888	9519	338257	376888	389609	12721	766497	541257	563497	22240	1104754	1.0746	1.0842
2024/06/25	167370	175801	8431	343171	390837	400604	9767	791441	558207	576405	18198	1134612	1.0713	1.0711
2024/06/18	171464	163513	-7951	334977	386112	413976	27864	800088	557576	577489	19913	1135065	1.0741	1.0692
2024/06/11	187697	144053	-43644	331750	409006	481351	72345	890357	596703	625404	28701	1222107	1.0742	1.0706
2024/06/04	188957	121087	-67870	310044	383423	482209	98786	865632	572380	603296	30916	1175676	1.0880	1.0801
2024/05/28	184656	127084	-57572	311740	380224	464876	84652	845100	564880	591960	27080	1156840	1.0858	1.0851
2024/05/21	182574	141099	-41475	323673	378118	447571	69453	825689	560692	588670	27978	1149362	1.0856	1.0849
2024/05/14	178398	161243	-17155	339641	387812	426094	38282	813906	566210	587337	21127	1153547	1.0818	1.0873
2024/05/07	170594	166004	-4590	336598	393845	416124	22279	809969	564439	582128	17689	1146567	1.0756	1.0772
2024/04/30	167185	173962	6777	341147	399163	409900	10737	809063	566348	583862	17514	1150210	1.0669	1.0764
2024/04/23	167296	177285	9989	344581	413769	419034	5265	832803	581065	596319	15254	1177384	1.0703	1.0700
2024/04/16	178912	166688	-12224	345600	395979	424633	28654	820612	574891	591321	16430	1166212	1.0617	1.0655
2024/04/09	175419	142696	-32723	318115	383114	435146	52032	818260	558533	577842	19309	1136375	1.0858	1.0638
2024/04/02	188258	171464	-16794	359722	412480	445912	33432	858392	600738	617376	16638	1218114	1.0774	1.0835
2024/03/26	180193	148999	-31194	329192	389331	443503	54172	832834	569524	592502	22978	1162026	1.0833	1.0790
2024/03/19	182382	134040	-48342	316422	388839	462969	74130	851808	571221	597009	25788	1168230	1.0866	1.0808
2024/03/12	193998	119591	-74407	313589	402081	506685	104604	908766	596079	626276	30197	1222355	1.0928	1.0889
2024/03/05	200025	133714	-66311	333739	404771	501537	96766	906308	604796	635251	30455	1240047	1.0857	1.0937
2024/02/27	205234	142380	-62854	347614	411117	501018	89901	912135	616351	643398	27047	1259749	1.0845	1.0838
2024/02/20	213194	145178	-68016	358372	416183	505634	89451	921817	629377	650812	21435	1280189	1.0810	1.0822

**EURO FX - CHICAGO MERCANTILE EXCHANGE
FUTURES ONLY POSITIONS Code-099741**



Bitcoin/USD 及び CME Futures (当月及び限月別)

※取引単位=5ビットコイン
(CME CFビットコイン参考基準レート=BRRを対象)

Bitcoin/USD						CME Futures 2024/09		CME Futures 2024/10		CME Futures 2024/11		CME Futures 2024/12		CME Futures 2025/01	
Date	Open	High	Low	Close		Close	Volume	Close	Volume	Close	Volume	Close	Volume	Close	Volume
2024/9/13	58129	60366	57695	60396		60110	9237	60605	3372	60800	145	61220	70	0	0
2024/9/12	57343	58534	57330	58127		58580	12196	59015	3164	59470	268	59900	126	60375	0
2024/9/11	57650	57991	55567	57343		57860	12196	58290	3164	58740	268	59180	126	59665	0
2024/9/10	57020	58030	56419	57649		58195	6715	58640	2180	59100	91	59535	36	60020	0
2024/9/9	54852	58041	54598	57020		57410	14268	57850	2399	58300	106	58270	65	59210	0
2024/9/8	54148	55301	53654	54842		0	0	0	0	0	0	0	0	0	0
2024/9/7	53949	54838	53740	54140		0	0	0	0	0	0	0	0	0	0
2024/9/6	56160	56976	52599	53949		53695	14268	54105	2399	54535	106	54940	31	55430	0
2024/9/5	57972	58301	55712	56160		56215	10653	56650	2188	57105	166	57555	92	58050	0
2024/9/4	57430	58512	55673	57972		58355	10982	58785	3397	59255	206	59715	182	60210	0
2024/9/3	59106	59815	57425	57431		58240	11642	58700	2094	59175	260	59635	129	60120	0
2024/9/2	57327	59403	57136	59112		0	0	0	0	0	0	0	0	0	0
2024/9/1	58970	59062	57218	57325		0	0	0	0	0	0	0	0	0	0
2024/8/31	59117	59433	58769	58970		0	0	0	0	0	0	0	0	0	0
2024/8/30	59374	59782	57925	59235		59275	8235	59660	1351	59930	239	60890	38	60875	0
2024/8/29	59027	61184	58786	59388		59645	9624	60120	536	60610	59	61085	63	61580	0
2024/8/28	59508	60236	57891	59028		59340	9624	59795	536	60255	59	60710	63	61195	0
2024/8/27	62880	63211	58117	59504		62540	8770	63025	532	63515	79	63995	81	64495	0
2024/8/26	64342	64490	62850	62881		63860	7660	64320	149	64810	5	65290	17	65805	0
2024/8/25	64176	64996	63834	64334		0	0	0	0	0	0	0	0	0	0
2024/8/24	64104	64514	63620	64179		0	0	0	0	0	0	0	0	0	0
2024/8/23	60381	64947	60372	64094		64330	10565	64770	392	65250	6	65725	7	66240	0
2024/8/22	61168	61408	59815	60382		60835	5018	61255	249	61705	8	62180	5	62695	0
2024/8/21	59015	61834	58823	61175		62240	3800	62685	126	63170	2	63610	1	64125	0
2024/8/20	59493	61396	58611	59013		60165	3857	60590	98	61065	1	61550	1	62065	0
2024/8/19	58481	59613	57865	59493		59690	1994	60110	161	60570	3	61055	0	61570	0
2024/8/18	59468	60263	58445	58484		0	0	0	0	0	0	0	0	0	0
2024/8/17	58894	59695	58815	59479		0	0	0	0	0	0	0	0	0	0
2024/8/16	57560	59847	57110	58894		60490	4458	60920	185	61380	1	61860	1	62375	0
2024/8/15	58733	59839	56162	57560		57685	3085	58110	35	58560	0	59045	0	59590	0
2024/8/14	60611	61688	58473	58737		59565	1781	59995	36	60455	2	60945	5	61490	0
2024/8/13	59356	61572	58506	60610		61605	2642	62030	205	62495	0	62985	0	63630	0
2024/8/12	58719	60680	57689	59355		59695	1979	60130	99	60585	4	61075	1	61765	0
2024/8/11	60945	61779	58349	58719		0	0	0	0	0	0	0	0	0	0
2024/8/10	60881	61465	60288	60946		0	0	0	0	0	0	0	0	0	0
2024/8/9	61728	61752	59588	60880		61485	1996	61920	156	62385	4	62875	3	63460	0
2024/8/8	55030	62674	54767	61710		60195	2990	60640	223	61095	9	61890	6	62220	0
2024/8/7	56041	57727	54621	55027		55460	1698	55870	63	56280	4	56775	2	57460	0
2024/8/6	53991	57060	53973	56034		57605	1960	58040	38	58485	6	58980	1	59665	0
2024/8/5	58110	58269	49121	53991		54175	3224	54565	122	54970	51	55410	51	56095	0
2024/8/4	60676	61063	57211	58117		0	0	0	0	0	0	0	0	0	0
2024/8/3	61415	62148	59837	60680		0	0	0	0	0	0	0	0	0	0
2024/8/2	65354	65523	61185	61415		63450	1846	63915	121	64375	34	64880	30	65565	0
2024/8/1	64626	65593	62249	65358		64325	1919	64840	176	65360	54	65920	55	66610	0
2024/7/31	66201	66810	64532	64619		66255	1723	66810	68	67390	22	67965	36	68650	1
2024/7/30	66819	66988	65323	66201		66960	13624	67495	868	68065	126	68640	330	69365	2
2024/7/29	68259	69988	66533	66820		68440	2588	68970	120	69530	25	70090	4	70835	2
2024/7/28	67809	68302	67086	68256		0	0	0	0	0	0	0	0	0	0
2024/7/27	67912	69399	66705	67813		0	0	0	0	0	0	0	0	0	0
2024/7/26	65772	68208	65744	67912		69350	1581	69875	132	70395	1	70955	2	71515	0
2024/7/25	65376	66112	63473	65772		65900	1448	66375	8	66865	2	67380	5	0	0
2024/7/24	65928	67114	65147	65372		66915	727	67400	26	67890	4	68415	5	0	0
2024/7/23	67585	67779	65484	65928		66780	475	67250	6	67720	0	68245	3	0	0
2024/7/22	68153	68480	66611	67585		69600	336	70075	68	70550	7	71060	4	0	0
2024/7/21	67165	68373	65842	68155		0	0	0	0	0	0	0	0	0	0
2024/7/20	66710	67611	66300	67164		0	0	0	0	0	0	0	0	0	0
2024/7/19	63972	67443	63329	66710		68720	422	69175	35	69655	4	70160	10	0	0
2024/7/18	64105	65105	63246	63974		64770	80	65215	12	65675	0	66200	1	0	0
2024/7/17	65092	66067	63896	64119		65880	114	66335	10	66805	0	67330	0	0	0
2024/7/16	64784	65354	62488	65097		66620	332	67070	124	67540	4	68065	6	0	0
2024/7/15	60815	64870	60705	64870		64815	323	65245	39	65715	6	66210	9	0	0
2024/7/14	59225	61330	59225	60788		0	0	0	0	0	0	0	0	0	0
2024/7/13	57909	59787	57796	59232		0	0	0	0	0	0	0	0	0	0
2024/7/12	57341	58533	56590	57899		58850	155	59265	14	59700	5	60185	0	---	---
2024/7/11	57730	59299	57120	57345		58590	289	58980	10	59415	0	59900	0	---	---
2024/7/10	58034	59359	57178	57742		58630	85	59025	0	59460	0	59945	0	---	---
2024/7/9	56705	58239	56317	58009		59165	346	59590	3	60025	0	60510	0	---	---
2024/7/8	55850	58131	54321	56705		57755	104	58205	2	58640	0	59125	1	---	---
2024/7/7	58239	58371	55793	55849		0	0	---	---	---	---	---	---	---	---
2024/7/6	56659	58473	56039	58304		0	0	---	---	---	---	---	---	---	---

Bitcoin/USD



Date	BTC(BitCoin)/JPY					ETH(Ethereum)/JPY					XRP(Ripple)/JPY				
	Open	High	Low	Close	Volume	Open	High	Low	Close	Volume	Open	High	Low	Close	Volume
2024/9/13	8226497.50	8530519.00	8141057.50	8509056.00	4552930.00	334234.88	345884.28	329928.38	344318.09	1934840.00	79.6200	80.9000	78.3700	80.5500	165089.00
2024/9/12	8200044.50	8248430.50	785254.50	8179716.50	5284860.00	339891.75	3399008.03	322066.75	333766.69	2190340.00	76.9600	76.9600	74.0400	76.3600	127653.00
2024/9/11	8164451.50	8258304.00	8076016.00	8199820.50	4104640.00	337702.69	341295.84	331340.22	339888.50	1820050.00	77.2700	77.2600	76.4800	76.9600	100271.00
2024/9/10	7815790.50	8309167.50	7799670.00	8164370.50	4956810.00	327424.94	340690.25	324963.72	337700.44	2274890.00	75.4200	77.6200	75.3600	77.2700	118715.00
2024/9/9	7707687.50	7863268.50	7673744.50	7814320.00	2603030.00	323754.81	331639.84	319409.56	327338.97	1527260.00	74.7400	75.5900	74.2700	75.4200	72637.00
2024/9/8	7678301.00	7805936.00	7648552.50	7706514.00	2713310.00	316520.63	328798.34	316260.38	323707.78	1583530.00	74.2000	75.8200	74.0100	74.7400	79817.00
2024/9/7	8051269.00	8156729.00	7485564.00	7678253.00	7025400.00	339439.72	344802.63	306100.09	316513.13	3675630.00	78.0200	78.3900	72.0000	74.2000	215088.00
2024/9/6	8308983.00	8372817.00	7990837.00	8051312.00	4448580.00	351008.97	354277.09	336852.63	339444.94	1954370.00	80.0000	80.3900	77.6500	78.0200	128255.00
2024/9/5	8348866.50	8435389.00	8090076.00	8308959.50	5106450.00	351832.50	358805.94	336149.22	351007.59	2394960.00	81.0300	81.3800	78.4500	80.0000	158632.00
2024/9/4	8673964.00	8772416.00	8348113.50	8348965.00	3876680.00	372480.66	374302.16	351786.41	351892.28	16858250.00	83.2900	83.9000	81.0300	81.3000	118457.00
2024/9/3	8392926.00	8729281.00	8353830.00	8674886.00	3967660.00	355466.22	376484.00	355191.34	372484.59	1837400.00	80.2300	83.5000	79.8300	83.2900	122323.00
2024/9/2	8620500.00	8633989.00	8380437.00	8392709.00	3600450.00	367424.94	367723.59	351750.66	354555.81	1727640.00	82.7900	82.8200	79.7900	80.2300	99751.20
2024/9/1	8643273.00	8689344.00	8592292.00	8620515.00	1813200.00	369293.31	370248.16	364592.31	367420.47	971674.00	82.9000	83.6000	82.3600	82.7900	67727.96
2024/8/31	8604993.00	8706392.00	8434806.00	8643565.00	4712360.00	366395.59	371065.94	355219.13	369287.88	2270010.00	81.4400	82.9400	80.0400	82.9000	161277.00
2024/8/30	8602941.00	8660480.00	8454356.00	8660480.00	4754170.00	365192.89	376930.00	363347.13	366240.38	2020740.00	82.3100	83.4100	81.0400	81.4400	142995.00
2024/8/29	8567064.00	8691055.00	8372598.50	8525862.00	5819360.00	353996.44	369194.72	349195.44	365200.53	2940700.00	81.7070	84.5487	80.7344	82.3083	193817.00
2024/8/28	9086676.00	9148814.00	8358632.00	8566518.00	5629590.00	387518.31	391044.41	345348.59	353970.78	2595550.00	84.8923	86.4194	80.2477	81.7080	204484.00
2024/8/27	92260897.00	92737977.00	9082264.00	90086813.00	4000300.00	395704.34	396691.41	385634.78	387477.50	1774860.00	86.3859	86.4576	83.9058	84.8946	161678.00
2024/8/26	9264821.00	9346648.00	9215326.00	9259648.00	2709900.00	399760.88	402579.31	394995.47	395691.41	1349440.00	88.5116	88.6046	86.1404	86.3855	125465.00
2024/8/25	9254355.00	9313529.00	9184489.00	9265200.00	3093830.00	399238.75	407112.06	395239.13	39802.94	1698570.00	88.2413	91.0140	87.4324	88.5117	161202.00
2024/8/24	8828571.00	9376083.00	8827269.00	9252982.00	6139920.00	383508.38	404125.25	383454.13	399089.41	2433590.00	87.3778	88.8760	86.2277	88.2415	181072.00
2024/8/23	8877125.00	8969452.00	8698239.00	8828711.00	4039280.00	381807.34	386310.88	376213.50	385313.53	1967900.00	87.1159	87.8084	86.3570	87.3779	137979.00
2024/8/22	8576278.00	8971374.00	8551380.00	8878123.00	4750150.00	373933.78	386360.53	369616.75	381884.44	1852680.00	86.3843	87.6504	85.4701	87.1157	171993.00
2024/8/21	8728701.00	9040936.00	8536866.00	8579595.00	4594180.00	386937.66	396986.31	372511.75	373933.47	1925460.00	87.8262	89.9336	85.8154	86.3844	185316.00
2024/8/20	8652748.00	8743985.00	8469291.00	8728701.00	3801610.00	386575.22	388138.06	375754.50	386937.66	1765060.00	83.4302	89.2139	83.1076	87.8257	233616.00
2024/8/19	8780767.00	8898091.00	8646040.00	8653229.00	2624890.00	385986.34	396310.88	383420.91	386669.72	1623200.00	83.6205	85.4556	83.4276	83.4304	93753.55
2024/8/18	8695924.00	8814216.00	8684304.00	8782367.00	2006580.00	382894.06	387841.41	382247.06	386050.91	985829.00	83.3533	84.2431	83.0009	83.6199	71125.62
2024/8/17	8589969.00	8839485.00	8515332.00	8696009.00	4333810.00	383544.94	388540.09	380673.19	382896.94	1960200.00	83.7140	84.9667	82.2274	83.3537	150787.00
2024/8/16	8650029.00	8912538.00	8388640.00	8589943.00	5325000.00	392180.44	398375.72	376204.06	383545.34	2439350.00	83.8285	84.6791	82.3581	83.7138	173599.00
2024/8/15	8906551.00	9064234.00	8607616.00	8650620.00	4412650.00	397281.28	407792.38	387243.66	392184.78	2330700.00	84.7009	85.5149	83.1596	83.8286	167685.00
2024/8/14	8727126.00	9040936.00	8637044.00	8906333.00	4465630.00	400553.56	403381.28	385865.03	397293.75	2407420.00	83.6259	85.6613	83.1610	84.6995	183079.00
2024/8/13	8636313.00	8970909.00	8409392.00	8726877.00	5451660.00	375562.53	404492.59	369304.31	400572.44	3183650.00	81.3239	85.4511	81.1318	83.6259	217566.00
2024/8/12	838422.00	906705.00	8551021.00	8636329.00	3347450.00	382788.59	398749.75	395239.13	37526.59	1999590.00	85.8843	86.9830	80.4689	81.3241	176891.00
2024/8/11	8929693.00	9015246.00	8842619.00	8938557.00	2309350.00	381291.13	387648.50	378516.00	382796.41	1372920.00	85.2397	88.2049	85.0120	85.8834	166235.00
2024/8/10	9117040.00	9120534.00	8919662.00	8929530.00	4902660.00	396376.06	398448.38	374395.81	381293.53	2626510.00	91.2144	91.7879	83.4302	85.2401	296934.00
2024/8/9	8050792.50	9230239.00	7976147.00	9114371.00	6690430.00	341886.38	400874.16	383755.19	396321.81	3466180.00	87.9300	94.3640	84.6734	91.2140	517334.00
2024/8/8	8811879.00	8499504.00	8001822.50	8050417.00	6091500.00	355938.56	375682.88	339346.03	341838.75	3549810.00	73.1988	93.9978	72.5045	87.8974	627090.00
2024/8/7	7872903.50	8283845.00	7870268.00	8110965.50	7136240.00	352481.13	369539.78	352374.84	355900.19	3769580.00	71.3717	75.3659	71.3481	73.1996	252954.00
2024/8/6	8460249.00	8499123.00	6984491.50	7872919.50	15892800.00	391057.41	392899.88	307724.94	352471.88	9867220.00	76.2009	76.5550	61.6944	71.3729	611545.00
2024/8/5	889412.00	8951529.00	8386817.50	8461222.00	4623760.00	42578.78	429739.09	389647.28	391111.47	3077700.00	81.5640	81.8448	75.7058	76.2010	176154.00
2024/8/4	9003104.00	9110641.00	8771736.00	8895398.00	4654840.00	437725.47	442027.31	419434.21	425621.81	2615850.00	82.2063	84.5188	79.5237	81.5642	194345.00
2024/8/3	9750554.00	9762359.00	8969399.00	9003141.00	6312510.00	477669.41	478935.03	434791.44	437734.59	3137170.00	88.9906	88.9910	80.5310	82.2062	276209.00
2024/8/2	9680305.00	9793203.00	9317203.00	9751151.00	6113430.00	484008.75	485411.69	460682.31	477664.19	3016410.00	93.4591	94.2171	85.5889	88.9907	296992.00
2024/8/1	10105730.00	10032801.00	9681904.00	9679317.00	4687350.00	500496.75	502710.13	482119.69	484015.78	2416920.00	95.8441	100.5728	93.5793	93.4598	362345.00
2024/7/31	10279554.00	10377563.00	10004116.00	10105691.00	4792080.00	510852.06	519780.81	495550.16	500493.88	2144110.00	92.6256	98.2895	91.8583	95.8465	335453.00
2024/7/30	10522258.00	10767079.00	10243574.00	10279687.00	6273770.00	504300.56	522590.13	501564.41	510837.28	2820660.00	92.7908	94.0872	91.3458	92.6259	181292.00
2024/7/29	10424564.00	10500386.00	10313440.00	10521767.00	2781390.00	499255.53	504735.41	492233.09	503402.28	1381080.00	91.7483	94.2268	91.0353	92.7912	141208.00
2024/7/28	10441102.00	10668980.00	10254927.00	10425284.00	5333360.00	503651.97	511541.91	491238.16	499271.00	2336500.00	92.8726	93.6048	90.1969	91.7483	154964.00
2024/7/27	10109587.00	10406577.00	10099593.00	10441140.00	4687470.00	487873.88	505169.31	487796.13	503661.16	2458980.00	92.1956	93.5710	90.1915	92.8725	213067.00
2024/7/26	10063298.00	10177442.00	9727500.00	10110420.00	5889400.00	513565.75	513802.97	475204.09	487931.69	3887830.00	95.2598	95.6458	90.3247	92.1959	354580.00
2024/7/25	10269243.00	10306493.00	10009239.00	10062722.00	4228600.00	542396.88	543690.25	508442.06	513562.22	2469180.00	93.0632	96.9702	92.4292	95.2585	297559.00
2024/7/24	10604259.00	10625765.00	10192024.00	10269214.00	5546110.00	539866.88	551983.50	528964.50	542372.56	3811320.00	95.3401	96.4086	91.0230	93.0628	258210.00
2024/7/23	10729062.00	10780960.00	10454406.00	10604328.00	6691770.00	556757.69	560470.19	538116.31	539812.19	2937730.00	94.0589	97.8054	91.7625	95.3401	321984.00
2024/7/22	10578134.00	10768527.00	10369174.00	10729305.00	4195750.00	554291.88	558581.88</								

Date	日経平均(△N225)					CME日経平均先物ドル建て(NKD)					CME日経平均先物円建て(NIY)					USDJPY
	Open	High	Low	Close	Volume	Open	High	Low	Close	Volume	Open	High	Low	Close	Volume	
2024-09-12	36,185.62	36,902.21	36,172.26	36,833.27	1262803200	36,595.0	37,065.0	36,385.0	36,945.0	1,054	36,595.0	37,070.0	36,380.0	36,970.0	33,071	141.84
2024-09-11	36,029.90	36,056.87	35,253.43	35,619.77	1276346900	36,090.0	36,630.0	35,255.0	36,595.0	14,334	36,080.0	36,630.0	35,255.0	36,595.0	33,071	142.30
2024-09-10	36,386.12	36,537.03	36,001.58	36,159.16	1122722400	36,305.0	36,555.0	35,615.0	36,150.0	14,340	36,295.0	36,545.0	35,610.0	36,140.0	39,409	142.43
2024-09-09	35,805.82	36,248.12	35,247.87	36,215.75	1181779000	35,315.0	36,520.0	35,140.0	36,230.0	22,275	35,290.0	36,510.0	35,125.0	36,215.0	43,309	143.16
2024-09-05	36,536.25	37,099.96	36,359.23	36,657.09	1112597700	36,630.0	37,140.0	36,235.0	37,035.0	14,607	36,580.0	37,115.0	36,195.0	37,010.0	31,252	143.43
2024-09-04	38,039.91	38,080.02	36,879.33	37,047.61	1444365400	37,655.0	37,780.0	36,550.0	36,760.0	17,253	37,630.0	37,745.0	36,520.0	36,725.0	37,718	143.65
2024-09-03	38,745.76	38,967.56	38,581.55	38,686.31	912457400	39,080.0	39,205.0	37,475.0	37,630.0	20,357	39,050.0	39,180.0	37,440.0	37,595.0	42,199	145.44
2024-08-30	38,388.04	38,669.79	38,316.87	38,647.75	1365792600	38,430.0	39,085.0	38,340.0	39,015.0	7,276	38,400.0	39,070.0	38,320.0	38,990.0	21,179	146.18
2024-08-29	38,119.95	38,401.15	37,970.20	38,362.53	1064633300	38,070.0	38,850.0	37,900.0	38,305.0	7,237	38,050.0	38,830.0	37,870.0	38,285.0	20,394	144.99
2024-08-28	38,221.38	38,399.91	38,141.49	38,371.76	886716900	38,335.0	38,605.0	37,930.0	38,170.0	7,237	38,300.0	38,580.0	37,900.0	38,140.0	20,394	144.46
2024-08-27	38,066.31	38,365.64	37,911.32	38,288.62	842828900	37,925.0	38,550.0	37,880.0	38,295.0	8,634	37,970.0	38,540.0	37,850.0	38,270.0	18,948	143.95
2024-08-26	38,156.41	38,204.81	37,825.31	38,110.22	917042200	38,335.0	38,390.0	37,835.0	38,065.0	9,983	38,300.0	38,345.0	37,800.0	38,035.0	22,011	144.53
2024-08-23	38,278.18	38,424.27	38,053.47	38,364.27	897676100	38,175.0	38,700.0	38,060.0	38,365.0	11,024	38,170.0	38,670.0	38,025.0	38,330.0	22,878	144.23
2024-08-22	38,033.78	38,408.19	37,883.86	38,211.01	927610500	38,080.0	38,680.0	37,905.0	38,105.0	10,509	38,055.0	38,640.0	37,865.0	38,050.0	25,899	146.25
2024-08-21	37,653.34	38,026.02	37,605.83	37,951.80	947816500	37,650.0	38,275.0	37,520.0	37,935.0	11,636	37,595.0	38,235.0	37,475.0	37,885.0	21,867	145.18
2024-08-20	37,847.85	38,236.39	37,738.30	38,062.92	1106142000	37,925.0	38,310.0	37,520.0	37,590.0	9,581	37,895.0	38,270.0	37,470.0	37,535.0	17,664	145.14
2024-08-19	37,863.76	38,125.27	37,318.04	38,288.62	1077759300	37,925.0	38,145.0	37,185.0	37,870.0	10,803	37,645.0	38,105.0	37,145.0	37,820.0	19,220	146.61
2024-08-16	37,304.93	38,143.55	37,304.93	38,062.67	1294568800	37,725.0	38,160.0	37,335.0	37,695.0	9,858	37,690.0	38,125.0	37,285.0	37,650.0	22,752	147.70
2024-08-15	36,381.40	36,885.16	36,381.40	36,726.64	1196943400	36,330.0	37,150.0	36,270.0	37,660.0	9,514	36,285.0	37,705.0	36,225.0	37,625.0	21,320	149.32
2024-08-14	36,535.60	36,683.89	36,074.71	36,442.43	1355812100	36,475.0	36,725.0	35,880.0	36,320.0	11,896	36,420.0	36,670.0	35,840.0	36,275.0	25,660	147.26
2024-08-13	35,490.58	36,232.51	35,476.79	36,232.51	1407375300	35,600.0	36,510.0	35,500.0	36,475.0	9,384	35,530.0	36,465.0	35,425.0	36,415.0	23,880	146.86
2024-08-09	35,272.34	35,671.31	34,445.57	35,025.00	1768681000	35,775.0	36,025.0	34,525.0	35,350.0	18,286	35,730.0	35,915.0	34,420.0	35,275.0	28,115	146.65
2024-08-08	34,645.79	35,379.65	34,207.16	34,831.15	1653267900	34,335.0	35,870.0	33,820.0	35,680.0	22,526	35,609.1	35,609.1	35,609.1	35,609.1	41,555	147.22
2024-08-07	34,122.35	35,849.77	33,739.46	35,089.62	2427982200	34,430.0	35,945.0	33,370.0	34,495.0	27,939	34,400.0	34,400.0	34,400.0	34,400.0	0	146.73
2024-08-06	32,077.33	34,911.80	32,077.33	34,675.46	2512352700	33,490.0	35,010.0	32,955.0	33,720.0	26,113	34,055.0	34,055.0	34,055.0	34,055.0	0	144.56
2024-08-05	35,249.36	35,301.18	31,156.12	31,458.42	2855705500	34,935.0	34,935.0	30,720.0	33,320.0	36,033	33,625.0	33,625.0	33,625.0	33,625.0	0	144.09
2024-08-02	37,444.17	37,471.52	35,880.15	35,909.70	2043090100	36,755.0	36,800.0	34,425.0	35,020.0	22,995	34,955.0	34,955.0	34,955.0	34,955.0	0	146.59
2024-08-01	38,781.56	38,781.56	37,737.88	38,126.33	1788397300	38,740.0	38,920.0	36,895.0	37,905.0	19,309	36,885.0	36,885.0	36,885.0	36,885.0	0	149.35
2024-07-31	38,140.77	39,188.37	37,954.38	39,101.82	1464213500	38,110.0	39,320.0	38,010.0	38,700.0	18,221	38,635.0	38,635.0	38,635.0	38,635.0	0	149.89
2024-07-30	38,241.35	38,531.16	38,076.70	38,525.95	1096622500	38,290.0	38,785.0	37,935.0	38,165.0	##	38,125.0	38,125.0	38,125.0	38,125.0	0	152.70
2024-07-29	38,139.12	38,719.70	38,010.01	38,468.63	1073493000	38,325.0	38,775.0	38,225.0	38,390.0	8,389	38,300.0	38,300.0	38,300.0	38,300.0	0	154.02
2024-07-26	37,792.87	38,105.96	37,611.19	37,667.41	1239545500	38,035.0	38,325.0	37,660.0	38,290.0	11,417	38,270.0	38,270.0	38,270.0	38,270.0	0	153.76
2024-07-25	38,524.20	38,557.79	37,825.58	37,869.51	1429652800	38,285.0	38,360.0	37,395.0	37,840.0	20,367	38,140.0	38,145.0	37,770.0	37,770.0	6	153.93
2024-07-24	39,336.74	39,643.27	39,096.50	39,154.85	1102608300	39,455.0	39,680.0	38,145.0	38,175.0	13,776	38,170.0	38,170.0	38,170.0	38,170.0	6	153.79
2024-07-23	39,864.09	39,927.89	39,519.91	39,594.39	883160600	39,930.0	40,005.0	39,475.0	39,555.0	7,776	39,490.0	39,490.0	39,490.0	39,490.0	0	155.59
2024-07-22	39,947.95	39,973.20	39,519.39	39,599.00	827466000	39,660.0	40,020.0	39,505.0	40,005.0	8,259	39,990.0	39,990.0	39,990.0	39,990.0	0	156.95
2024-07-19	39,965.91	40,212.90	39,824.58	40,063.79	998316300	40,025.0	40,270.0	39,620.0	39,710.0	9,849	39,680.0	39,680.0	39,680.0	39,680.0	0	157.51
2024-07-18	40,521.71	40,587.63	40,104.22	40,126.35	1175661700	40,310.0	40,465.0	39,915.0	40,115.0	13,268	40,040.0	40,040.0	40,040.0	40,040.0	0	157.35
2024-07-17	41,416.18	41,466.45	41,054.72	41,097.69	1098754400	41,600.0	41,645.0	40,195.0	40,295.0	13,334	40,225.0	40,225.0	40,225.0	40,225.0	0	156.17
2024-07-16	41,366.79	41,520.07	41,220.65	41,275.08	1007741600	41,235.0	41,605.0	41,155.0	41,585.0	8,188	41,570.0	41,570.0	41,570.0	41,570.0	0	158.33
2024-07-12	41,668.86	41,754.76	41,188.29	41,190.68	1303586500	41,695.0	41,855.0	41,040.0	41,265.0	13,423	41,175.0	41,175.0	41,175.0	41,175.0	0	157.83
2024-07-11	42,343.72	42,426.77	42,102.46	42,224.02	1230396800	42,535.0	42,545.0	41,535.0	41,605.0	15,769	41,500.0	41,500.0	41,500.0	41,500.0	0	158.94
2024-07-10	41,444.33	41,889.16	41,430.38	41,831.99	1344314200	41,555.0	42,535.0	41,485.0	42,510.0	9,056	42,430.0	42,430.0	42,430.0	42,430.0	2	161.58
2024-07-09	40,953.41	41,769.35	40,942.44	41,580.17	1181927400	41,005.0	41,825.0	40,975.0	41,555.0	8,135	41,435.0	41,435.0	41,435.0	41,435.0	2	161.29
2024-07-08	40,863.14	41,112.24	40,780.70	40,780.70	1130177600	41,095.0	41,160.0	40,840.0	40,955.0	5,780	40,845.0	40,845.0	40,845.0	40,845.0	2	160.80
2024-07-05	41,009.36	41,100.13	40,746.89	40,912.37	1142341500	40,770.0	41,180.0	40,665.0	41,080.0	10,546	41,080.0	41,080.0	41,080.0	41,080.0	2	160.77
2024-07-03	40,225.83	40,694.21	40,172.85	40,580.76	1256457500	40,295.0	40,775.0	40,220.0	40,705.0	6,534	40,635.0	40,635.0	40,635.0	40,635.0	2	161.57
2024-07-02	39,543.61	40,113.48	39,457.62	40,074.69	1350506700	39,570.0	40,320.0	39,510.0	40,305.0	9,813	40,290.0	40,290.0	40,290.0	40,290.0	2	161.45
2024-06-28	39,593.01	39,783.70	39,485.73	39,583.08	1243441800	39,645.0	40,010.0	39,530.0	39,835.0	7,309	39,810.0	39,810.0	39,810.0	39,810.0	2	160.87
2024-06-27	39,434.47	39,439.24	39,193.51	39,341.54	1150281900	39,530.0	39,720.0	39,250.0	39,620.0	6,267	39,645.0	39,645.0	39,645.0	39,645.0	2	160.75
2024-06-26	39,364.73	39,788.63	39,233.56	39,667.07	1088836200	39,345.0	39,835.0	39,260.0	39,470.0	8,073	39,400.0	39,400.0	39,400.0	39,400.0	2	160.77
2024-06-25	38,833.90	39,215.07	38,758.07	39,173.15	1082542100	38,790.0	39,390.0	38,760.0	39,340.0	6,624	39,300.0	39,300.0	39,300.0	39,300.0	2	159.66
2024-06-24	38,497.42	38,905.47	38,416.07	38,804.65	934567500	38,535.0	39,010.0	38,425.0	38,755.0	7,751	38,725.0	38,725.0	38,725.0	38,725.0	2	159.61
2024-06-21	38,608.66	38,795.68	38,532.13	38,596.47	1408422000	38,630.0	38,820.0	38,400.0	38,520.0	5,876	38,485.0	38,485.0	38,485.0	38,485.0	2	159.61
2024-06-20																

Date	日経平均(△N225)					S&P 500 INDEX(△SPX) (7.5倍値)				ダウ工業平均(△DJI)					USDJPY	
	Open	High	Low	Close	Volume	Open	High	Low	Close	Volume	Open	High	Low	Close		Volume
2024-09-12	36,185.62	36,902.21	36,172.26	36,833.27	1262803200	41,681.1	42,005.3	41,516.3	41,968.2	599880993	40,862.1	41,107.4	40,665.5	41,096.8	41,096.8	141.84
2024-09-11	36,029.90	36,056.87	35,253.43	35,619.77	1276346900	41,223.2	41,703.1	40,552.2	41,656.0	840609874	40,638.8	40,903.7	39,993.1	40,861.7	40,861.7	142.30
2024-09-10	36,386.12	36,537.03	36,001.58	36,159.16	1122722400	41,178.8	41,234.3	40,812.9	41,216.4	556010161	40,916.5	40,916.5	40,417.5	40,737.0	40,737.0	142.43
2024-09-09	35,805.82	36,248.12	35,247.87	36,215.75	1181779000	40,815.5	41,131.5	40,758.7	41,032.9	596711180	40,555.1	41,000.2	40,518.1	40,829.6	40,829.6	143.16
2024-09-05	36,536.25	37,099.96	36,359.23	36,657.09	1112597700	41,400.6	41,597.3	41,104.1	41,275.6	459175279	41,056.3	41,084.8	40,519.1	40,755.8	40,519.1	143.43
2024-09-04	38,039.91	38,080.02	38,879.33	37,047.61	1444365400	41,300.1	41,647.4	41,277.5	41,400.5	507929516	40,872.1	41,172.6	40,840.9	40,975.0	40,975.0	143.65
2024-09-03	38,745.76	38,967.56	38,581.55	38,686.31	912457400	42,179.2	42,179.2	41,282.5	41,467.0	118660358	41,489.7	41,489.7	40,778.1	40,936.9	40,936.9	145.44
2024-08-30	38,388.04	38,669.79	38,316.87	38,647.75	1365792600	42,095.6	42,385.3	41,863.4	42,363.0	763540635	41,366.2	41,585.2	41,145.9	41,563.1	41,563.1	146.18
2024-08-29	38,119.95	38,401.15	37,970.20	38,362.53	1064633300	42,054.8	42,352.1	41,877.8	41,939.7	830884305	41,345.5	41,578.0	41,086.8	41,335.1	41,335.1	144.99
2024-08-28	38,221.38	38,399.91	38,141.49	38,371.76	886716900	42,183.8	42,202.7	41,707.1	41,941.4	195175203	41,250.2	41,351.1	40,842.3	41,091.4	41,091.4	144.46
2024-08-27	38,066.31	38,365.64	37,911.32	38,288.62	842828900	42,021.7	42,233.9	41,951.1	42,193.5	985907243	41,186.3	41,271.8	41,109.4	41,250.5	41,250.5	143.95
2024-08-26	38,156.41	38,204.81	37,825.31	38,110.22	917042200	42,297.5	42,387.2	42,017.6	42,126.3	119362094	41,200.8	41,420.1	41,140.2	41,240.5	41,240.5	144.53
2024-08-23	38,278.18	38,424.27	38,053.47	38,364.27	897676100	42,018.7	42,313.7	41,888.7	42,259.6	171870888	40,879.1	41,207.9	40,843.0	41,175.1	41,175.1	144.23
2024-08-22	38,033.78	38,408.19	37,883.86	38,211.01	927610500	42,283.3	42,324.2	41,707.1	41,779.8	229614521	40,932.2	41,026.6	40,584.5	40,712.8	40,712.8	146.25
2024-08-21	37,653.34	38,026.02	37,605.83	37,951.80	947816500	42,023.2	42,245.1	41,936.8	42,156.4	431816668	40,881.0	40,974.4	40,738.4	40,890.5	40,890.5	145.18
2024-08-20	37,847.85	38,236.39	37,738.30	38,062.92	1106142000	42,021.6	42,153.8	41,891.3	41,978.4	143953087	40,874.5	40,909.4	40,756.6	40,835.0	40,835.0	145.14
2024-08-19	37,863.76	38,125.27	37,318.04	37,388.62	1077759300	41,679.2	42,062.3	41,630.6	42,061.9	191521207	40,670.8	40,907.3	40,670.8	40,896.5	40,896.5	146.61
2024-08-16	37,304.93	38,143.55	37,304.93	38,062.67	1294568800	41,478.8	41,714.9	41,438.8	41,656.9	290560567	40,528.9	40,726.0	40,453.6	40,659.8	40,659.8	147.70
2024-08-15	36,381.40	36,885.16	36,381.40	36,726.64	1196943400	41,258.5	41,596.7	41,258.5	41,574.2	576735788	40,295.7	40,590.5	40,295.7	40,563.1	40,563.1	147.32
2024-08-14	36,535.60	36,683.89	36,074.71	36,442.43	1355812100	40,817.7	40,974.2	40,619.3	40,914.1	352132914	39,800.6	40,068.8	39,737.2	40,008.4	40,008.4	147.26
2024-08-13	35,490.58	36,232.51	35,476.79	36,232.51	1407375300	40,327.4	40,773.8	40,327.4	40,758.2	502423658	39,445.3	39,792.8	39,392.4	39,765.6	39,765.6	146.86
2024-08-09	35,272.34	35,671.31	34,445.57	35,025.00	1768683100	39,860.0	40,190.0	39,756.3	40,081.2	195024918	39,408.1	39,628.7	39,230.4	39,497.5	39,497.5	146.65
2024-08-08	34,645.79	35,379.65	34,207.16	34,831.15	1653267900	39,394.3	39,960.2	39,253.9	39,894.8	714860214	38,940.4	39,508.4	38,922.8	39,446.5	39,446.5	147.22
2024-08-07	34,122.35	35,849.77	33,739.46	35,089.62	2427982200	39,698.5	39,979.8	38,966.6	38,996.3	944459938	39,230.1	39,478.0	38,731.5	38,763.4	38,763.4	146.75
2024-08-06	32,077.33	34,911.80	32,077.33	34,675.46	2512352700	39,048.2	39,842.6	38,951.7	39,300.2	179578829	38,736.2	39,449.5	38,638.3	38,997.7	38,997.7	144.56
2024-08-05	35,249.36	35,301.18	31,156.12	31,458.42	2855705500	38,633.2	38,394.5	38,897.5	38,897.5	113798197	39,056.2	39,056.2	38,489.3	38,703.3	38,703.3	144.09
2024-08-02	37,444.17	37,471.52	35,880.15	35,909.70	2043090100	40,324.7	40,379.2	39,765.2	40,099.2	105791030	40,075.3	40,075.3	39,358.7	39,737.3	39,737.3	146.59
2024-08-01	38,781.56	38,781.56	37,737.88	38,126.33	1788397300	41,533.8	41,746.2	40,578.2	40,850.1	465998526	40,917.0	41,096.7	40,098.6	40,348.0	40,348.0	149.35
2024-07-31	38,140.77	39,188.37	37,954.38	39,101.82	1464213500	41,291.9	41,636.3	41,203.1	41,417.3	466915317	40,768.9	41,198.6	40,655.9	40,842.8	40,842.8	149.89
2024-07-30	38,241.35	38,531.16	38,076.70	38,525.95	1096622500	41,090.5	41,171.0	40,512.8	40,773.3	324984923	40,622.1	40,866.3	40,529.1	40,743.3	40,743.3	152.70
2024-07-29	38,139.12	38,719.70	38,010.01	38,468.63	1073493000	41,074.1	41,158.1	40,833.3	40,976.6	880028599	40,665.7	40,682.5	40,388.8	40,539.9	40,539.9	154.02
2024-07-26	37,792.87	38,105.96	37,611.19	37,667.41	1239545500	40,752.5	41,162.4	40,730.3	40,943.3	544512496	40,140.9	40,753.8	40,140.9	40,589.3	40,589.3	153.76
2024-07-25	38,524.20	38,505.79	37,825.58	37,869.51	1429652800	40,715.3	41,186.9	40,439.1	40,494.2	529408636	39,828.6	40,438.8	39,817.5	39,935.1	39,935.1	153.93
2024-07-24	39,336.74	39,643.27	39,096.50	39,154.85	1102608300	41,239.8	41,310.3	40,649.9	40,703.5	50597564	40,210.6	40,258.4	39,807.4	39,853.9	39,853.9	153.79
2024-07-23	39,864.09	39,927.89	39,519.91	39,594.39	883160600	41,739.8	41,890.1	41,631.8	41,668.1	425966152	40,443.7	40,527.9	40,319.7	40,358.1	40,358.1	155.59
2024-07-22	39,947.95	39,973.20	39,519.39	39,599.00	827466000	41,584.1	41,777.7	41,467.8	41,733.1	525550865	40,414.5	40,472.5	40,222.8	40,415.4	40,415.4	156.95
2024-07-19	39,965.91	40,212.90	39,824.58	40,063.79	998316300	41,575.3	41,681.3	41,227.8	41,287.5	549224224	40,592.4	40,626.2	40,203.3	40,287.5	40,287.5	157.51
2024-07-18	40,521.71	40,587.63	40,104.22	40,126.35	1175661700	42,064.2	42,105.4	41,421.1	41,584.4	935073001	41,156.6	41,376.0	40,597.5	40,665.0	40,665.0	157.35
2024-07-17	41,416.18	41,466.45	41,054.72	41,097.69	1098754400	42,075.5	42,168.7	41,886.1	41,912.0	173114918	40,862.6	41,222.0	40,849.7	41,198.1	41,198.1	156.17
2024-07-16	41,366.79	41,520.07	41,220.65	41,275.08	1007741600	42,330.7	42,522.5	42,292.7	42,504.0	528071451	40,263.8	40,988.8	40,263.8	40,954.5	40,954.5	158.33
2024-07-12	41,668.86	41,754.76	41,188.29	41,190.68	1303586500	41,930.7	42,416.7	41,928.3	42,115.1	872649993	39,783.3	40,257.2	39,783.3	40,000.9	40,000.9	157.83
2024-07-11	42,343.72	42,426.77	42,102.46	42,224.02	1230396800	42,264.1	42,318.4	41,824.0	41,884.1	887487972	39,695.2	39,875.6	39,623.1	39,753.8	39,753.8	158.94
2024-07-10	41,444.33	41,889.16	41,430.38	41,831.99	1344312400	41,934.5	42,265.4	41,898.3	42,254.3	801402646	39,272.4	39,736.2	39,256.7	39,721.4	39,721.4	161.58
2024-07-09	40,953.41	41,769.35	40,942.44	41,580.17	1181927400	41,881.8	41,930.6	41,809.3	41,827.4	113050509	39,357.4	39,492.3	39,146.6	39,292.0	39,292.0	161.29
2024-07-08	40,863.14	41,112.24	40,780.70	40,780.70	1130177600	41,795.6	41,873.3	41,718.8	41,796.4	832765276	39,392.0	39,655.0	39,278.4	39,344.8	39,344.8	160.80
2024-07-05	41,009.36	41,100.13	40,746.89	40,912.37	1142341500	41,534.3	41,777.5	41,487.2	41,753.9	263729908	39,313.4	39,399.6	39,168.7	39,375.9	39,375.9	160.77
2024-07-03	40,225.83	40,694.21	40,172.85	40,580.76	1256457500	41,305.8	41,544.5	41,305.7	41,527.7	561072809	39,358.9	39,411.2	39,230.9	39,308.0	39,308.0	161.57
2024-07-02	39,543.61	40,113.48	39,457.62	40,074.69	1350506700	40,963.8	41,322.7	40,938.2	41,317.6	842512009	39,108.3	39,340.5	39,085.7	39,331.9	39,331.9	161.45
2024-06-28	39,593.01	39,783.70	39,485.73	39,583.08	1243441800	41,163.6	41,427.3	40,883.4	40,953.6	197548072	39,092.4	39,443.6	38,937.1	39,118.9	39,118.9	160.87
2024-06-27	39,434.47	39,439.24	39,193.51	39,341.54	1150281900	41,051.9	41,127.1	41,006.6	41,121.5	479600758	39,107.1	39,250.7	39,026.8	39,164.1	39,164.1	160.75
2024-06-26	39,364.73	39,788.63	39,233.56	39,667.07	1088836200	40,955.3	41,123.6	40,889.0	41,084.3	599403409	39,063.1	39,183.7	38,909.0	39,127.8	39,127.8	160.77
2024-06-25	38,833.90	39,215.07	38,758.07	39,173.15	1082542100	40,955.5	41,046.6	40,849.2	41,019.8	521644040	39,398.8	39,423.3	38,997.2	39,112.2	39,112.2	159.66
2024-06-24	38,															

DATE	N225		DOW		S&P500		OIL		GOLD		香港ハンセン指数	
	Close	4/22=100%	Close	4/22=100%	Close	4/22=100%	Close	4/22=100%	Close	4/22=100%	Close	4/22=100%
2024/9/12	36833	98.38%	41097	107.47%	5595.76	111.68%	68.97	83.25%	2558.80	109.96%	17240.39	104.41%
2024/9/11	35620	95.14%	40862	106.86%	5554.13	110.85%	67.31	81.24%	2511.52	107.93%	17108.71	103.62%
2024/9/10	36159	96.58%	40737	106.53%	5495.52	109.68%	65.75	79.36%	2516.65	108.15%	17234.09	104.38%
2024/9/9	36216	96.73%	40830	106.77%	5471.05	109.19%	68.71	82.93%	2506.22	107.70%	17196.96	104.15%
2024/9/5	36557	97.91%	40756	106.58%	5503.41	109.84%	69.15	83.46%	2516.76	108.15%	17444.30	105.65%
2024/9/4	37048	98.96%	40975	107.15%	5520.07	110.17%	69.20	83.52%	2495.65	107.24%	17487.34	105.73%
2024/9/3	36886	103.33%	40937	107.05%	5528.93	110.34%	70.34	84.90%	2492.96	107.13%	17651.49	106.90%
2024/8/30	38648	103.23%	41563	108.69%	5648.4	112.73%	73.55	88.77%	2502.54	107.54%	17899.07	108.95%
2024/8/29	38363	102.47%	41335	108.09%	5591.96	111.60%	75.91	91.62%	2521.18	108.34%	17786.32	107.72%
2024/8/28	38372	102.49%	41091	107.46%	5592.18	111.61%	74.52	89.95%	2504.74	107.63%	17692.45	107.15%
2024/8/27	38289	102.27%	41251	107.87%	5625.8	112.28%	75.53	91.16%	2524.59	108.49%	17874.67	108.25%
2024/8/26	38110	101.79%	41241	107.85%	5616.84	112.10%	77.42	93.45%	2518.05	108.21%	17798.73	107.79%
2024/8/23	38364	102.47%	41175	107.68%	5634.61	112.45%	74.83	90.32%	2510.94	107.90%	17612.10	106.66%
2024/8/22	38211	102.06%	40713	106.47%	5570.64	111.18%	73.01	88.12%	2484.80	106.78%	17641.00	106.84%
2024/8/21	37952	101.37%	40890	106.93%	5620.85	112.18%	71.93	86.82%	2512.42	107.96%	17391.01	105.33%
2024/8/20	38063	101.67%	40835	106.79%	5597.12	111.71%	74.04	89.37%	2513.98	108.03%	17511.08	106.05%
2024/8/19	37389	99.87%	40897	106.95%	5608.25	111.93%	74.37	89.76%	2504.23	107.61%	17569.57	106.41%
2024/8/16	38063	101.67%	40660	106.33%	5554.25	110.85%	76.65	92.52%	2508.14	107.78%	17430.16	105.56%
2024/8/15	36727	98.10%	40563	106.07%	5543.22	110.63%	78.16	94.34%	2456.79	105.57%	17109.14	103.62%
2024/8/14	36442	97.34%	40008	104.62%	5455.21	108.87%	76.98	92.91%	2448.01	105.20%	17113.36	103.64%
2024/8/13	36233	96.78%	39766	103.99%	5434.43	108.46%	78.35	94.57%	2465.12	105.93%	17174.06	104.01%
2024/8/9	35025	93.55%	39498	103.29%	5344.16	106.66%	76.84	92.75%	2429.08	104.38%	17090.23	103.50%
2024/8/8	34831	93.04%	39446	103.16%	5319.31	106.16%	76.19	91.96%	2427.50	104.32%	16891.83	102.30%
2024/8/7	35090	93.73%	38763	101.37%	5199.5	103.77%	75.23	90.80%	2382.85	102.40%	16877.86	102.22%
2024/8/6	34675	92.62%	38998	101.98%	5240.03	104.58%	73.20	88.35%	2390.72	102.73%	16647.34	100.82%
2024/8/5	31458	84.03%	38703	101.21%	5186.33	103.51%	72.94	88.04%	2410.42	103.58%	16698.36	101.13%
2024/8/2	35910	95.92%	39737	103.92%	5346.56	106.70%	73.52	88.74%	2437.46	104.74%	16945.51	102.63%
2024/8/1	38126	101.84%	40348	105.51%	5446.68	108.70%	76.31	92.11%	2446.33	105.12%	17304.96	104.80%
2024/7/31	39102	104.44%	40843	106.81%	5522.3	110.21%	77.91	94.04%	2447.64	105.18%	17344.60	105.04%
2024/7/30	38526	102.90%	40743	106.55%	5436.44	108.50%	74.73	90.20%	2410.73	103.59%	17002.91	102.97%
2024/7/29	38469	102.75%	40540	106.01%	5463.54	109.04%	75.81	91.50%	2384.13	102.45%	17238.34	104.40%
2024/7/26	37667	100.61%	40589	106.14%	5459.1	108.95%	77.16	93.13%	2386.39	102.57%	17021.31	103.09%
2024/7/25	37870	101.15%	39935	104.43%	5399.22	107.76%	78.28	94.48%	2364.45	101.61%	17021.91	103.09%
2024/7/24	39155	104.58%	39854	104.22%	5427.13	108.31%	77.59	93.65%	2397.52	103.03%	17311.05	104.84%
2024/7/23	39594	105.76%	40358	105.54%	5555.74	110.88%	76.96	92.89%	2409.56	103.54%	17469.36	105.80%
2024/7/22	39599	105.77%	40415	105.69%	5564.41	111.05%	79.78	96.29%	2396.57	102.99%	17635.88	106.81%
2024/7/19	40064	107.01%	40288	105.35%	5505	109.87%	80.13	96.72%	2398.60	103.07%	17417.68	105.49%
2024/7/18	40126	107.18%	40665	106.34%	5544.59	110.66%	82.82	99.96%	2445.36	105.08%	17778.41	107.67%
2024/7/17	41098	109.77%	41198	107.74%	5588.27	113.53%	82.85	100.00%	2458.93	105.67%	17739.41	107.44%
2024/7/16	41275	110.25%	40954	107.10%	5667.2	113.10%	80.76	97.48%	2468.76	106.09%	17727.98	107.37%
2024/7/12	41191	110.02%	40001	104.60%	5615.35	112.07%	82.21	99.23%	2412.76	103.68%	18293.38	110.79%
2024/7/11	42224	112.78%	39754	103.96%	5584.54	111.45%	82.62	99.72%	2415.35	103.79%	17832.33	108.00%
2024/7/10	41832	111.73%	39721	103.87%	5633.91	112.44%	82.10	99.09%	2371.36	101.90%	17471.67	105.81%
2024/7/9	41580	111.06%	39292	102.75%	5576.98	111.30%	81.41	98.26%	2364.03	101.59%	17523.23	106.13%
2024/7/8	40781	108.93%	39345	102.89%	5572.85	111.22%	82.33	99.37%	2359.05	101.37%	17524.06	106.13%
2024/7/5	40912	109.28%	39376	102.97%	5567.19	111.11%	83.16	100.37%	2388.87	102.66%	17799.61	107.80%
2024/7/3	40581	108.39%	39308	102.79%	5537.02	110.51%	83.88	101.24%	2356.25	101.25%	17978.57	108.88%
2024/7/2	40075	107.04%	39332	102.86%	5509.01	109.95%	82.81	99.95%	2329.58	100.11%	17769.14	107.62%
2024/6/28	39583	105.73%	39119	102.30%	5460.48	108.98%	81.54	98.42%	2325.19	99.92%	17718.61	107.31%
2024/6/27	39342	105.08%	39164	102.42%	5482.87	109.43%	81.74	98.66%	2327.92	100.04%	17716.47	107.30%
2024/6/26	39667	105.95%	39128	102.32%	5477.9	109.33%	80.90	97.65%	2298.24	98.76%	18089.93	109.56%
2024/6/25	39173	104.63%	39112	102.28%	5469.3	109.15%	80.83	97.56%	2319.61	99.68%	18072.90	109.46%
2024/6/24	38805	103.65%	39411	103.06%	5447.87	108.73%	81.63	98.53%	2334.42	100.32%	18023.71	109.18%
2024/6/21	38596	103.08%	39150	102.38%	5464.62	109.06%	80.73	97.44%	2322.42	99.60%	18028.52	109.19%
2024/6/20	38633	103.19%	39135	102.34%	5473.17	109.23%	82.17	99.18%	2360.00	101.41%	18335.32	111.04%
2024/6/18	38482	102.79%	38835	101.56%	5487.03	109.51%	81.57	98.46%	2329.51	100.10%	17915.55	108.50%
2024/6/17	38102	101.77%	38778	101.41%	5473.23	109.23%	80.33	96.96%	2319.17	99.66%	17936.12	108.63%
2024/6/14	38815	103.68%	38589	100.91%	5431.6	108.40%	78.45	94.69%	2332.64	100.24%	17941.78	108.56%
2024/6/13	38720	103.42%	38647	101.06%	5433.74	108.44%	78.62	94.89%	2303.96	99.01%	18112.63	109.70%
2024/6/12	38877	103.84%	38712	101.23%	5421.03	108.19%	78.50	94.75%	2324.77	99.90%	17937.84	108.64%
2024/6/11	39135	104.53%	38747	101.33%	5375.32	107.28%	77.90	94.03%	2316.87	99.56%	18176.34	110.08%
2024/6/7	38684	103.33%	38799	101.46%	5346.99	106.71%	75.53	91.16%	2287.92	98.32%	18366.95	111.24%
2024/6/6	38704	103.38%	38886	101.69%	5352.96	106.83%	75.55	91.19%	2376.14	102.11%	18476.80	111.90%
2024/6/5	38490	102.81%	38807	101.48%	5354.03	106.85%	74.07	89.40%	2355.34	101.21%	18424.96	111.59%
2024/6/4	38837	103.74%	38711	101.23%	5291.34	105.60%	73.25	88.41%	2327.03	100.00%	18444.11	111.70%
2024/6/3	38923	103.96%	38571	100.87%	5283.4	105.44%	74.22	89.58%	2350.74	101.02%	18403.04	111.45%
2024/5/31	38488	102.80%	38686	101.17%	5277.51	105.33%	76.99	92.93%	2327.83	100.03%	18079.61	109.50%
2024/5/30	38054	101.64%	38111	99.66%	5235.48	104.49%	77.91	94.04%	2343.25	100.69%	18230.19	110.41%
2024/5/29	38557	102.99%	38442	100.53%	5266.95	105.12%	79.23	95.63%	2337.81	100.46%	18477.01	111.90%
2024/5/28	38855	103.78%	38853	101.60%	5306.04	105.90%	79.83	96.35%	2361.22	101.47%	18821.16	113.99%
2024/5/24	38646	103.23%	39070	102.17%	5304.72	105.87%	77.72	93.81%	2333.83	100.29%	18608.94	112.70%
2024/5/23	39103	104.45%	39065	102.16%	5267.84	105.13%	76.87	92.78%	2328.89	100.08%	18868.71	114.27%
2024/5/22	38617	103.15%	39671	103.74%	5307.01	105.92%	77.57	93.63%	2378.74	102.22%	19195.60	116.25%
2024/5/21	38947	104.03%	39873	104.27%	5321.41	106.20%	79.26	95.67%	2420.94	104.03%	19220.62	116.41%
2024/5/20	39070	104.36%	39807	104.10%	5308.13	105.94%	79.80	96.32%	2426.36	104.27%	19636.22	118.92%
2024/5/17	38787	103.60%	40004	104.61%	5303.27	105.84%	80.06	96.63%	2416.50	103.84%	19553.61	118.42%
2024/5/16	38920	103.96%	39869	104.26%	5287.1	105.72%	79.23	95.63%	2376.74	102.13%	19376.53	117.35%
2024/5/14	38566	102.45%	39558	103.45%	5246.68	104.71%	78.02	94.17%	2357.99	101.33%	19073.71	115.52%
2024/5/13	38179	101.98%	39432	103.12%	5221.42	104.21%	79.12	95.50%	2326.47	100.40%	19115.06	115.77%
2024/5/10	38229	102.11%	39513	103.33%	5222.68	104.23%	78.26	94.46%	2363.44	101.56%	18963.68	114.85%
2024/5/9	38074	101.70%	39388	103.00%	5214.08	104.06%	79.26					

過去5日及び過去4週の4本値と各種ピボット

2024/09/09 ~ 2024/09/13

USD/JPY						Demark						Pivot						Fibonacci Zone										
当日のOHLCから計算される翌日の						TD Range Projection						TD pivot points																
日足	Open	High	Low	Close	値幅/日	引け形態	真の高値	真の安値	予想高値	予想安値	予想高値	予想安値	StopLoss	Support	Pivot	Resistance	StopLoss	3-days AVG	Support Zone 2	Support Zone 1	BP	Resistance Zone 1	Resistance Zone 2					
													LBOp	S2	S1	PP	R1	R2	HBOP									
2024/09/09	142.20	143.79	141.96	143.16	183p	陽線引け	-	-	-	-	-	-	140.32	141.14	142.15	142.97	143.98	144.80	145.81				140.44 ~ 141.14	141.84 ~ 142.06	142.97	143.89 ~ 144.10	144.80 ~ 145.50	
2024/09/10	143.14	143.71	142.20	142.43	151p	陰線引け	143.71	142.20	143.07	141.56	143.07	141.56	140.35	141.28	141.85	142.78	143.36	144.29	144.86				140.70 ~ 141.28	141.85 ~ 142.03	142.78	143.53 ~ 143.71	144.29 ~ 144.86	
2024/09/11	142.43	142.53	140.72	142.30	181p	陰線引け	142.53	140.72	142.42	140.60	142.42	140.60	139.36	140.04	141.17	141.85	142.98	143.66	144.79	142.53	Bear			139.35 ~ 140.04	140.73 ~ 140.94	141.85	142.76 ~ 142.97	143.66 ~ 144.35
2024/09/12	142.30	143.04	141.73	141.84	131p	陰線引け	143.04	141.73	142.44	141.13	142.44	141.13	140.06	140.89	141.37	142.20	142.68	143.51	143.99	142.28	Bear			140.39 ~ 140.89	141.39 ~ 141.55	142.20	142.86 ~ 143.01	143.51 ~ 144.01
2024/09/13	141.83	141.87	140.29	140.93	158p	陰線引け	141.87	140.29	141.40	139.82	141.40	139.82	138.61	139.45	140.19	141.03	141.77	142.61	143.35	141.69	Bear			138.84 ~ 139.45	140.05 ~ 140.24	141.03	141.82 ~ 142.01	142.61 ~ 143.22
週足	Open	High	Low	Close	値幅/週	引け形態	真の高値	真の安値	予想高値	予想安値	予想高値	予想安値	LBOp	S2	S1	PP	R1	R2	HBOP	3-days AVG				Support Zone 2	Support Zone 1	BP	Resistance Zone 1	Resistance Zone 2
2024/08/19 ~ 2024/08/23	147.69	148.05	144.06	144.23	399p	陰線引け	-	-	-	-	-	-	138.85	141.45	142.84	145.45	146.84	149.44	150.83				139.93 ~ 141.45	142.98 ~ 143.45	145.45	147.44 ~ 147.91	149.44 ~ 150.97	
2024/08/26 ~ 2024/08/30	144.05	146.25	143.46	146.18	279p	陰線引け	146.25	144.06	147.31	145.12	147.31	145.12	141.55	142.50	144.84	145.29	147.13	148.09	149.92				141.44 ~ 142.50	143.57 ~ 143.90	145.29	146.69 ~ 147.02	148.09 ~ 149.15	
2024/09/02 ~ 2024/09/06	146.10	147.21	141.87	142.42	534p	陰線引け	147.21	141.87	144.81	139.48	144.81	139.48	135.12	138.49	140.46	143.83	145.79	149.17	151.13	144.86	Bear			136.45 ~ 138.49	140.53 ~ 141.16	143.83	146.50 ~ 147.13	149.17 ~ 151.21
2024/09/09 ~ 2024/09/13	142.20	143.79	140.29	140.93	351p	陰線引け	143.79	140.29	142.36	138.86	142.36	138.86	136.04	138.17	139.55	141.67	143.05	145.18	146.56	143.60	Bear			136.83 ~ 138.17	139.50 ~ 139.92	141.67	143.42 ~ 143.84	145.18 ~ 146.51

EUR/JPY						Demark						Pivot						Fibonacci Zone										
当日のOHLCから計算される翌日の						TD Range Projection						TD pivot points																
日足	Open	High	Low	Close	値幅/日	引け形態	真の高値	真の安値	予想高値	予想安値	予想高値	予想安値	StopLoss	Support	Pivot	Resistance	StopLoss	3-days AVG	Support Zone 2	Support Zone 1	BP	Resistance Zone 1	Resistance Zone 2					
													LBOp	S2	S1	PP	R1	R2	HBOP									
2024/09/09	157.57	158.73	157.41	158.01	132p	陽線引け	-	-	-	-	-	-	156.05	156.73	157.37	158.05	158.69	159.37	160.01				156.22 ~ 156.73	157.23 ~ 157.39	158.05	158.71 ~ 158.87	159.37 ~ 159.88	
2024/09/10	157.98	158.64	156.80	156.95	183p	陰線引け	158.64	156.80	157.79	155.96	157.79	155.96	154.46	155.63	156.29	157.46	158.13	159.30	159.96				154.93 ~ 155.63	156.33 ~ 156.55	157.46	158.38 ~ 158.60	159.30 ~ 160.00	
2024/09/11	156.95	157.02	155.47	156.72	155p	陰線引け	157.02	155.47	156.87	155.32	156.87	155.32	154.24	154.85	155.78	156.40	157.33	157.95	158.88	157.31	Bear			154.26 ~ 154.85	155.44 ~ 155.63	156.40	157.17 ~ 157.36	157.95 ~ 158.54
2024/09/12	156.71	157.51	156.53	157.08	98p	陽線引け	157.51	156.53	157.79	156.80	157.79	156.80	155.59	156.06	156.57	157.04	157.55	158.02	158.53	156.97	Bull			155.68 ~ 156.06	156.43 ~ 156.55	157.04	157.53 ~ 157.65	158.02 ~ 158.40
2024/09/13	157.08	157.09	155.62	156.13	147p	陰線引け	157.09	155.62	156.61	155.13	156.61	155.13	153.99	154.80	155.46	156.28	156.94	157.75	158.41	156.57	Bear			154.24 ~ 154.80	155.37 ~ 155.54	156.28	157.01 ~ 157.19	157.75 ~ 158.31
週足	Open	High	Low	Close	値幅/週	引け形態	真の高値	真の安値	予想高値	予想安値	予想高値	予想安値	LBOp	S2	S1	PP	R1	R2	HBOP	3-days AVG				Support Zone 2	Support Zone 1	BP	Resistance Zone 1	Resistance Zone 2
2024/08/19 ~ 2024/08/23	162.84	163.21	160.43	161.42	278p	陰線引け	-	-	-	-	-	-	157.38	158.90	160.16	161.69	162.94	164.47	165.73				157.84 ~ 158.90	159.96 ~ 160.29	161.69	163.08 ~ 163.41	164.47 ~ 165.53	
2024/08/26 ~ 2024/08/30	161.21	162.18	160.04	161.58	213p	陰線引け	162.18	160.04	162.75	161.00	162.75	161.00	162.94	159.13	160.35	161.26	162.49	163.40	164.62				158.31 ~ 159.13	159.95 ~ 160.20	161.26	162.33 ~ 162.58	163.40 ~ 164.22	
2024/09/02 ~ 2024/09/06	161.41	162.90	157.48	157.92	542p	陰線引け	162.90	157.48	160.41	154.99	160.41	154.99	150.54	154.01	155.97	159.43	161.39	164.86	166.81	160.79	Bear			151.94 ~ 154.01	156.08 ~ 156.72	159.43	162.14 ~ 162.78	164.86 ~ 166.93
2024/09/09 ~ 2024/09/13	157.57	158.73	155.47	156.13	326p	陰線引け	158.73	155.47	157.43	154.17	157.43	154.17	151.56	153.51	154.82	156.78	158.08	160.04	161.34	159.16	Bear			152.27 ~ 153.51	154.76 ~ 155.14	156.78	158.41 ~ 158.79	160.04 ~ 161.28

EUR/USD						Demark						Pivot						Fibonacci Zone										
当日のOHLCから計算される翌日の						TD Range Projection						TD pivot points																
日足	Open	High	Low	Close	値幅/日	引け形態	真の高値	真の安値	予想高値	予想安値	予想高値	予想安値	StopLoss	Support	Pivot	Resistance	StopLoss	3-days AVG	Support Zone 2	Support Zone 1	BP	Resistance Zone 1	Resistance Zone 2					
													LBOp	S2	S1	PP	R1	R2	HBOP									
2024/09/09	1.1084	1.1091	1.1034	1.1038	57p	陰線引け	-	-	-	-	-	-	1.0960	1.0997	1.1017	1.1054	1.1075	1.1111	1.1132				1.0975 ~ 1.0997	1.1019 ~ 1.1026	1.1054	1.1083 ~ 1.1090	1.1111 ~ 1.1133	
2024/09/10	1.1037	1.1050	1.1015	1.1020	34p	陰線引け	1.1050	1.1015	1.1035	1.1000	1.1035	1.1000	1.0972	1.0994	1.1007	1.1028	1.1041	1.1063	1.1076				1.0980 ~ 1.0994	1.1007 ~ 1.1011	1.1028	1.1045 ~ 1.1049	1.1063 ~ 1.1076	
2024/09/11	1.1020	1.1055	1.1012	1.1013	53p	陰線引け	1.1055	1.1012	1.1034	1.0981	1.1034	1.0981	1.0939	1.0971	1.0992	1.1023	1.1045	1.1076	1.1097	1.1035	Bear			1.0980 ~ 1.0991	1.0991 ~ 1.0997	1.1023	1.1050 ~ 1.1056	1.1076 ~ 1.1096
2024/09/12	1.1013	1.1076	1.1006	1.1074	70p	陽線引け	1.1076	1.1006	1.1110	1.1040	1.1110	1.1040	1.0958	1.0982	1.1028	1.1053	1.1098	1.1122	1.1168	1.1034	Bull			1.0955 ~ 1.0982	1.1009 ~ 1.1017	1.1052	1.1087 ~ 1.1095	1.1122 ~ 1.1148
2024/09/13	1.1075	1.1102	1.1071	1.1078	31p	陰線引け	1.1102	1.1071	1.1105	1.1074	1.1105	1.1074	1.1034	1.1052	1.1065	1.1083	1.1096	1.1115	1.1127	1.1053	Bull			1.1040 ~ 1.1052	1.1064 ~ 1.1068	1.1083	1.1099 ~ 1.1103	1.1115 ~ 1.1126
週足	Open	High	Low	Close	値幅/週	引け形態	真の高値	真の安値	予想高値	予想安値	予想高値	予想安値	LBOp	S2	S1	PP	R1	R2	HBOP	3-days AVG				Support Zone 2	Support Zone 1	BP	Resistance Zone 1	Resistance Zone 2
2024/08/19 ~ 2024/08/23	1.1026	1.1201	1.1023	1.1192	178p	陰線引け	-	-	-	-	-	-	1.0898	1.0961	1.1076	1.1138	1.1254	1.1316	1.1432				1.0893 ~ 1.0961	1.1029 ~ 1.1050	1.1138	1.1227 ~ 1.1248	1.1316 ~ 1.1384	
2024/08/26 ~ 2024/08/30	1.1192	1.1202	1.1044	1.1054	158p	陰線引け	1.1202	1.1023	1.1128	1.0949	1.1128	1.0970	1.0840	1.0942	1.0998	1.1100	1.1155	1.1257	1.1313				1.0882 ~ 1.0942	1.1002 ~ 1.1021	1.1100	1.1179 ~ 1.1197	1.1257 ~ 1.1318	
2024/09/02 ~ 2024/09/06	1.1048	1.1154	1.1027	1.1089	128p	陰線引け	1.1154	1.1027	1.1185	1.1058	1.1185	1.1058	1.0897	1.0962	1.1025	1.1090	1.1153	1.1218	1.1281	1.1109	Bear			1.0913 ~ 1.0962	1.1011 ~ 1.1026	1.1090	1.1154 ~ 1.1169	1.1218 ~ 1.1267
2024/09/09 ~ 2024/09/13	1.1084	1.1102	1.1002	1.1078	100p	陰線引け	1.1102	1.1002	1.1090	1.0990	1.1090	1.0990	1.0920	1.0961	1.1020	1.1061	1.1119	1.1160	1.1219	1.1083	Bear			1.0923 ~ 1.0961	1.0999 ~ 1.1011	1.1061	1.1110 ~ 1.1122	1.1160 ~ 1.1198

GBP/JPY						Demark						Pivot						Fibonacci Zone					
当日のOHLCから計算される翌日の						TD Range Projection						TD pivot points											
日足	Open	High	Low	Close	値幅/日	引け形態	真の高値	真の安値	予想高値	予想安値	予想高値	予想安値	StopLoss	Support	Pivot	Resistance							

IMM扱い8通貨/ダウ/日経/金/オイル/主要クロス円の過去5日及び過去5週の4本値

AUDUSD					CADUSD					CHFUSD				
Date	Open	High	Low	Close	Date	Open	High	Low	Close	Date	Open	High	Low	Close
2024/09/13	0.6722	0.6733	0.6692	0.6704	2024/09/13	0.7363	0.7372	0.7353	0.7358	2024/09/13	1.1748	1.1843	1.1746	1.1787
2024/09/12	0.6675	0.6725	0.6657	0.6722	2024/09/12	0.7367	0.7372	0.7351	0.7363	2024/09/12	1.1733	1.1755	1.1696	1.1748
2024/09/11	0.6653	0.6676	0.6623	0.6675	2024/09/11	0.7348	0.7371	0.7341	0.7367	2024/09/11	1.1808	1.1873	1.1724	1.1734
2024/09/10	0.6662	0.6677	0.6641	0.6653	2024/09/10	0.7376	0.7377	0.7345	0.7348	2024/09/10	1.1773	1.1825	1.1767	1.1808
2024/09/09	0.6670	0.6689	0.6648	0.6662	2024/09/09	0.7369	0.7382	0.7366	0.7376	2024/09/09	1.1857	1.1865	1.1771	1.1773

CNYUSD					EURUSD					GBPUSD				
Date	Open	High	Low	Close	Date	Open	High	Low	Close	Date	Open	High	Low	Close
2024/09/13	0.1405	0.1410	0.1405	0.1410	2024/09/13	1.1075	1.1102	1.1071	1.1078	2024/09/13	1.3125	1.3158	1.3115	1.3125
2024/09/12	0.1403	0.1404	0.1402	0.1403	2024/09/12	1.1013	1.1076	1.1006	1.1074	2024/09/12	1.3045	1.3127	1.3032	1.3125
2024/09/11	0.1402	0.1407	0.1401	0.1405	2024/09/11	1.1020	1.1055	1.1002	1.1013	2024/09/11	1.3078	1.3111	1.3002	1.3045
2024/09/10	0.1404	0.1404	0.1402	0.1403	2024/09/10	1.1037	1.1050	1.1015	1.1020	2024/09/10	1.3074	1.3107	1.3050	1.3079
2024/09/09	0.1408	0.1408	0.1404	0.1404	2024/09/09	1.1084	1.1091	1.1034	1.1038	2024/09/09	1.3130	1.3143	1.3068	1.3075

JPYUSD					MXNUSD					NZDUSD				
Date	Open	High	Low	Close	Date	Open	High	Low	Close	Date	Open	High	Low	Close
2024/09/13	0.0071	0.0071	0.0070	0.0071	2024/09/13	0.0512	0.0521	0.0511	0.0521	2024/09/13	0.6182	0.6194	0.6152	0.6157
2024/09/12	0.0070	0.0071	0.0070	0.0071	2024/09/12	0.0504	0.0514	0.0504	0.0512	2024/09/12	0.6137	0.6185	0.6128	0.6183
2024/09/11	0.0070	0.0071	0.0070	0.0070	2024/09/11	0.0498	0.0506	0.0496	0.0505	2024/09/11	0.6148	0.6157	0.6107	0.6138
2024/09/10	0.0070	0.0070	0.0070	0.0070	2024/09/10	0.0503	0.0503	0.0497	0.0498	2024/09/10	0.6146	0.6165	0.6132	0.6148
2024/09/09	0.0070	0.0070	0.0070	0.0070	2024/09/09	0.0501	0.0505	0.0500	0.0503	2024/09/09	0.6172	0.6186	0.6125	0.6146

Nikkei 225 -Japan (NIX)					(ドル建て終値)		出来高	
Date	Open	High	Low	Close				
2024/09/13	36882.41	36887.40	36441.34	36581.76	259.57	0	0	0
2024/09/12	36185.62	36902.21	36172.26	36833.27	259.68	1262803200	2012443800	
2024/09/11	36029.90	36056.87	35253.43	35619.77	250.31	1276346900	2087046000	
2024/09/10	36386.12	36537.03	36001.58	36159.16	253.87	1122722400	1839867000	
2024/09/09	35805.82	36248.12	35247.87	36215.75	252.98	1181779000	1938197800	
週4本値	35805.82	36902.21	35247.87	36581.76	259.57	(N225銘柄計)	(東証一部全体計)	

XAUUSD				
Date	Open	High	Low	Close
2024/09/13	2558.73	2586.11	2556.77	2582.85
2024/09/12	2512.22	2560.08	2511.12	2558.80
2024/09/11	2516.73	2528.63	2501.14	2511.52
2024/09/10	2506.63	2518.37	2500.26	2516.65
2024/09/09	2496.73	2507.22	2485.71	2506.22
週4本値	2496.73	2586.11	2485.71	2582.85

Dow Jones Industrial - USA (DJIA)					出来高	
Date	Open	High	Low	Close		
2024/09/13	41153.70	41533.84	41128.70	41393.78	276806020	
2024/09/12	40862.11	41107.35	40665.53	41096.77	2893000000	
2024/09/11	40638.76	40903.68	39993.07	40861.71	356040000	
2024/09/10	40916.50	40916.50	40417.48	40736.96	3609500000	
2024/09/09	40555.11	41000.24	40518.06	40829.59	376720000	
週4本値	40555.11	41533.84	39993.07	41393.78		

Historical Data by

 Arrangement by
<https://fx.najirane.com>

Crude Light Oil							出来高	
Date	Open	High	Low	Close				
2024/09/13	69.31	70.32	68.47	69.24	69.24	276483		
2024/09/12	67.39	69.81	67.24	68.97	68.97	393311		
2024/09/11	66.28	67.97	65.63	67.31	67.31	393311		
2024/09/10	68.78	69.08	65.27	65.75	65.75	442855		
2024/09/09	68.13	68.96	67.31	68.71	68.71	351074		
週4本値	68.13	70.32	65.27	69.24				

USDJPY					EURJPY					GBPJPY				
日付	始値	高値	安値	終値	日付	始値	高値	安値	終値	日付	始値	高値	安値	終値
2024/09/13	141.83	141.87	140.29	140.93	2024/09/13	157.08	157.09	155.62	156.13	2024/09/13	186.14	186.21	184.37	184.97
2024/09/12	142.30	143.04	141.73	141.84	2024/09/12	156.71	157.51	156.53	157.08	2024/09/12	185.63	186.73	185.30	186.16
2024/09/11	142.43	142.53	140.72	142.30	2024/09/11	156.95	157.02	155.47	156.72	2024/09/11	186.27	186.38	183.73	185.63
2024/09/10	143.14	143.71	142.20	142.43	2024/09/10	157.98	158.64	156.80	156.95	2024/09/10	187.14	188.09	185.73	186.28
2024/09/09	142.20	143.79	141.96	143.16	2024/09/09	157.57	158.73	157.41	158.01	2024/09/09	186.66	188.13	186.43	187.17

USDJPY Weekly					EURJPY Weekly					GBPJPY Weekly				
日付	始値	高値	安値	終値	日付	始値	高値	安値	終値	日付	始値	高値	安値	終値
2024/09/13	142.20	143.79	140.29	140.93	2024/09/13	157.57	158.73	155.47	156.13	2024/09/13	186.66	188.13	183.73	184.97
2024/09/06	146.10	147.21	141.87	142.42	2024/09/06	161.41	175.56	157.48	157.92	2024/09/06	191.85	208.20	186.53	187.04
2024/08/30	144.05	147.18	143.46	146.91	2024/08/30	161.21	162.90	160.04	161.58	2024/08/30	190.58	193.49	189.52	191.98
2024/08/23	147.69	148.05	143.46	144.53	2024/08/23	162.84	163.21	160.43	161.42	2024/08/23	190.48	192.06	188.25	190.54
2024/08/16	146.76	149.39	140.25	146.61	2024/08/16	160.25	163.90	160.20	162.83	2024/08/16	187.90	192.01	187.16	191.19

先週のIMM取り扱い対ドル8通貨チャート

※ 赤点線は週最高値/青天線は週最低値、BB中心線はSMA21

2024/09/09 ~ 2024/09/13

Chart by OANDA Japan MetaTrader4

